



TEXAS TECH UNIVERSITY
Office of the Provost

Office of Planning & Assessment

The Office of Planning and Assessment reports its weekly activities and contributions toward Texas Tech University's institutional effectiveness efforts and departmental objectives.

November 11, 2016

OUTCOME 1: Texas Tech will be found in compliance with all external accrediting agencies and State of Texas mandates

- ✦ During the SACSCOC onsite visit, it was recommended that Texas Tech University track student learning outcome assessment for distance education programs independently. To meet this recommendation, OPA has identified all distance education degrees (DE) and created TracDat accounts for those programs. OPA is now reaching out to various program coordinators to assist those programs with uploading current assessment plans. This will be a significant improvement in student learning outcomes documentation and subsequent reporting to SACSCOC. OPA anticipates that all programs will be compliant by January 2017.
- ✦ Jennifer Hughes met with Dr. Jason Rinaldo on November 9 to discuss degree program assessment within the Rawls College of Business.
- ✦ Faculty Credentialing Activity
 - OPA has implemented a process to ensure compliance with Comprehensive Standard 3.5.4, Terminal Degrees of Faculty. However, the first step for annual reporting of compliance with CS 3.5.4 is to work with each department to ensure that specific information within DigitalMeasures is accurate. To do this, OPA is sending each department a DigitalMeasures report titled "Faculty Holding Terminal Degrees" along with directions for updating information. Beginning fall 2017, OPA will use the updated information in DigitalMeasures to work with faculty on reporting compliance with this standard. The standard requires that 25% of faculty within all undergraduate programs hold a terminal degree.
 - DigitalMeasures outstanding work requests:

Request #	Date Opened	Title	Status
1	4/29/2016	Main Menu: Annual Activity Report Process section	11-9: Randy McBee mentioned the report when talking with OPA staff. Further discussion will happen next week.
2	6/10/2016	Modify COHS Annual Report	11-6: DM offered other options for the "soft-require" of grade entry including adding help-text and renaming the title from "Click here to view..." to "Click here to enter...." OPA staff are considering these changes.
3	6/10/2016	Add Individual Contribution	10-10: DM said we can't have some colleges doing this and other not--all will have to do

		Functionality to Contracts/Grants Screen	it// This request is related to Request #2 and is being managed with it.
4	7/17/2016	Nutritional Sciences Merit Report	11-9: JSH, PCM, and BAT met with NS dept. personnel to go over changes. All were agreed upon. BAT is preparing mocked up document to send to DM and requesting that changes be coded by Dec. 1. John Dawson will enter information in a "dummy" DM account and the next meeting will review these in hopes that the report can be shared with NS faculty by Dec. 15.
5	9/26/2016	Outreach and Engagement mapping with Raiders Engaged	11-10: OPA staff will speak with DM regarding how the import will handle areas where there are many answers to one field. We aren't sure what happens with a comma delimited file import in this case. 11-8: OPA staff reviewed the report and found a couple of small corrections including adding an "Internal Organizations" text field and simplifying information required regarding documenting other TTU personnel who were leaders in the project. DM is making final changes which expect to be finished by 11-11. OPA staff will then submit one faculty member's Raiders Engaged information for data import to test the mapping. We hope to begin full data import before Thanksgiving.

- DigitalMeasures Usage Statistics

(Number of Logins)	1 Week	1 Month	6 Months	1 Year
Activities Database - University (124,877)	396	1,225	16,775	70,403

OUTCOME 2: The Office of Planning and Assessment will contribute to the Office of the Provost's institutional planning processes

- ✦ Two strategic planning focus groups were held this week. Billie Rae Ward, OPA's student assistant, has completed all data entry for the user survey and for each focus group session. Qualitative coding will begin next week.
- ✦ CAAP testing was completed Friday November 4. A total of 112 students were tested, and 111 tests will be submitted to ACT for scoring, due to an irregularity issue with one scantron. OPA partnered with IS 1100 and BA 1101 courses to administer the CAAP both in class and at the Academic Testing Center. Students were incentivized with a \$10 Hospitality Services gift card as well as extra credit in class. Although the sample was lower than what we were hoping for, we saw an increase in the number of students who marked "Tried My Best" on the question "How hard did you try to do your best on this assessment?" as compared to past administrations. We are hopeful this will lead to more reliable and accurate results.
- ✦ OPA has currently received 55 responses in the Raiders Engaged survey. Dr. Birgit Green is currently conducting outreach to department chairs to discuss the importance of submitting information in the survey for institutional assessment purposes. OPA staff had a conference call with Digital Measures on Thursday, November 10 to discuss the mapping process, and to ensure a seamless integration of data. OPA will conduct a test upload once the two spreadsheets are finalized.

OUTCOME 3: The Office of Planning and Assessment will continually monitor the university's compliance with laws, policy statements, and policies deriving from the State of Texas, THECB, and SACSCOC

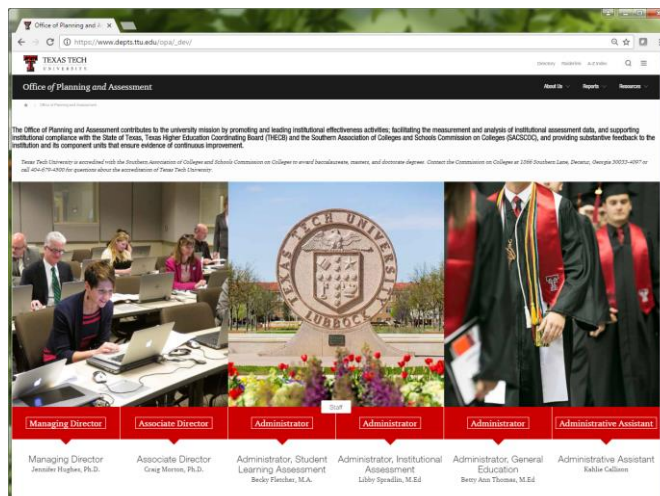
- ✦ Office of Planning and Assessment staff prepared two documents for the university's NC-SARA re-application process. These documents were submitted to Dr. Justin Louder, Associate Vice President for eLearning, on November 10.
- ✦ THECB
 - In March 2016, Governor Greg Abbott established the Tri-Agency Workforce Initiative and tasked the Commissioners of the Texas Education Agency (TEA), the Texas Higher Education Coordinating Board (THECB), and the Texas Workforce Commission (TWC) to work together on five charges centered on developing strong links between education and industry, with the goal of helping Texas grow in economic prosperity. To begin addressing the charges, the commissioners of the three agencies held regional meetings across Texas in Midland, San Antonio, Houston, Dallas, El Paso, McAllen, Tyler, and Austin from April through June 2016. The commissioners met with regional leaders from education, industry, government, and nonprofits to understand the state's workforce needs at a regional level. The Tri-Agency Workforce Initiative released a report in November discussing new models for integrating P-12 education and higher education's academic goals with technical workforce needs and for meeting the goals of 60x30TX. The common thread among the report's recommendations and initiatives is the commitment of the TEA, THECB, and TWC to enter into an ongoing and long-term partnership for the purpose of making Texas the best place to learn, work, and do business. The full report is available at www.thecb.state.tx.us.

OUTCOME 4: Texas Tech University faculty and staff will be well-prepared to meet OPA's faculty credentialing, assessment, and strategic plan expectations

- ✦ An invitation for the November 30, 2016 TAN meeting was sent on Tuesday, November 8 to all department chairs and associate deans. Additional invitations will be sent on a weekly basis up until November 30.
- ✦ OPA provided consultation to Ms. Zaida Gracia and Mr. George Spoth regarding the development of an assessment for Whitacre College of Engineering students who returned from an international study abroad experience. After this instrument is approved by Dean Sacco, OPA will prepare an electronic survey via REDCap.
- ✦ OPA has begun discussions regarding the development of an Assessment Liaison Committee. The purpose of this committee is to help OPA disseminate information to each college about deadlines, changes in reporting, etc. and to be the contact person within their college for faculty/staff with questions. Assessment liaisons would be different from IE Committee members in the sense that they would act as area resources for faculty and staff with a higher level of training with assessment software. While the IE Committee will continue to discuss developments, its primary purpose is to communicate broader issues related to institutional effectiveness. The work of the liaison would overlap in places and therefore require some degree of communication between IE Committee members and liaisons.
- ✦ OPA has concluded its work with the development of an analysis of the Means of Assessment identified within TraDat. This infographic will be presented at the next TAN session November 30. The infographic is attached to the end of this report.

In addition to direct contributions toward the departmental goals, OPA continues to focus on continuous improvement measures.

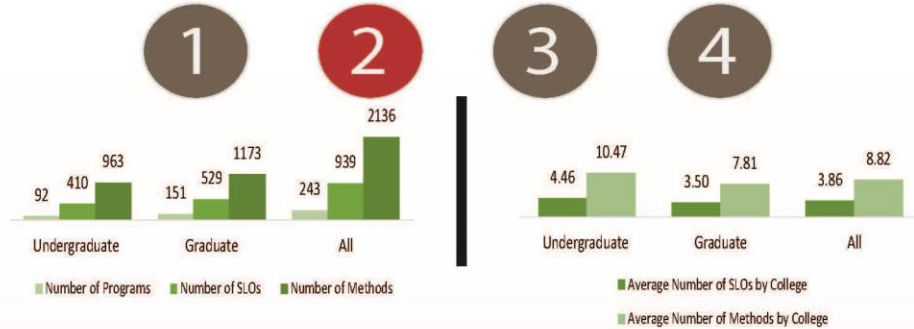
- ✦ Transparency Framework
 - OPA is making excellent progress with the website that will align departmental activities with the Transparency Framework. The re-designed Homepage and multiple additional pages have been completed.



Assessing College Level

MEANS OF ASSESSMENT

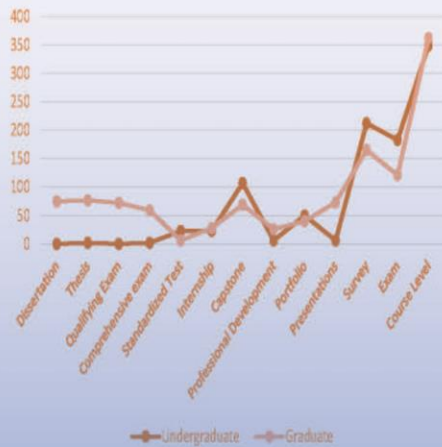
Assessment Methods are the methods used to measure the extent to which students learn the intended Student Learning Outcome(s).



Number by Type by College	CASNR	Architecture	Arts & Sciences	Business	Education	Engineering	Human Sciences	Media and Comm	VPA	Graduate School	Honors	Provost	Law
Course Level	43	14	213	37	71	105	130	27	51	3	2	8	6
Exam	52	4	120	8	2	51	23	4	31	6	0	2	1
Survey	45	5	48	9	2	161	66	18	3	11	0	5	4
Presentations	15	1	39	0	2	16	4	0	0	2	0	0	0
Portfolio	2	8	41	0	1	1	22	3	10	1	0	1	0
Professional Development	8	0	8	0	2	10	3	0	1	0	0	0	0
Capstone	14	0	49	4	13	16	39	3	21	0	2	14	1
Internship	17	0	18	2	9	0	3	0	0	2	0	0	0
Standardized Test	3	0	10	7	2	4	0	0	2	0	0	0	1
Comprehensive Exam	6	0	21	0	1	17	6	0	3	4	0	0	3
Qualifying Exam	8	1	27	5	2	6	12	2	8	1	0	0	0
Thesis	9	1	38	0	0	18	0	1	4	6	2	0	0
Dissertation	8	1	29	0	3	21	11	1	0	1	0	0	0

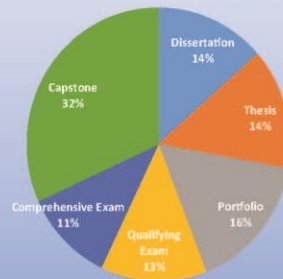
Indicates used more than the college average

MOST USED METHODS



Reminder: Course Level Assessments could be either Direct or Indirect, Embedded or Signature Work, or directly or indirectly related to Degree Program Student Learning Outcomes.

CUMULATIVE METHODS OF ASSESSMENT



AVERAGE NUMBER OF METHODS

