


MAY 2023 MONTHLY REPORT



The chart below compares total internal expenses between the March mock visit and the April official SACSCOC substantive change visit.

Check out these pictures from our March and April El Paso visits!

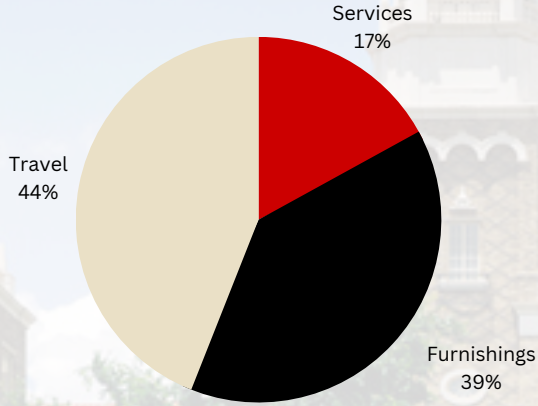


These totals include travel, services, and furnishings. The April total **excludes** the Committee Member's travel expenses.

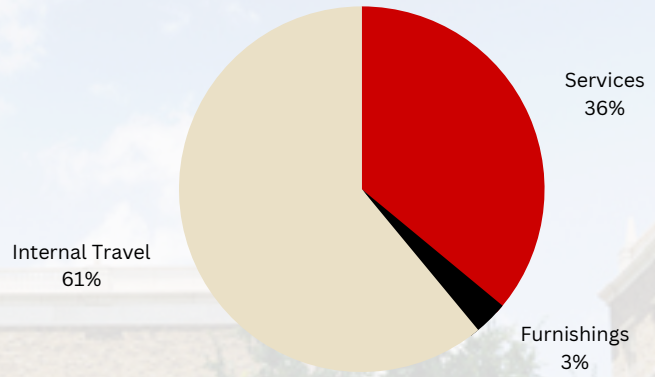


The charts below compare total internal expenses between the March mock visit and April official SACSCOC visit.

March Subtotals



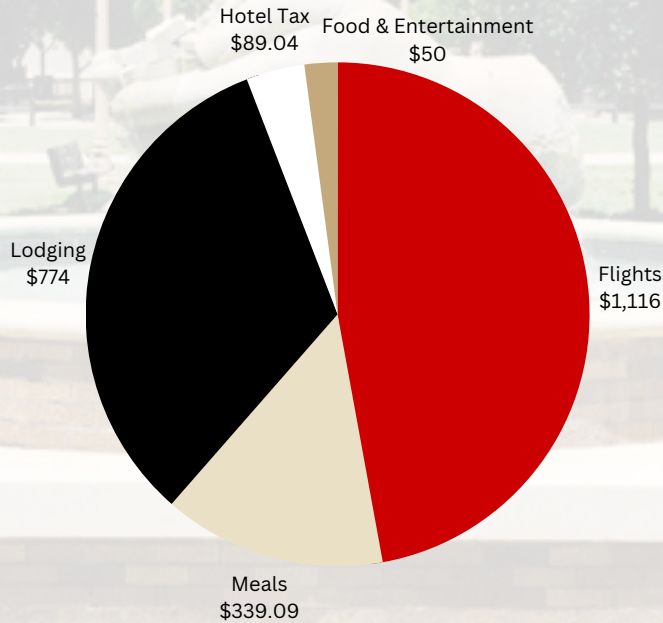
April Subtotals



Travel includes flights, rental cars, meals, lodging, hotel tax, and food & entertainment. Services include catering, car service, gift baskets, hotel work room, and postage. Not all categories are applicable to both months. Furnishings include equipment purchases requested by IT as well as needed items for the on-campus workroom.

The chart below compares external travel expenses for three Committee Members in April only.

Total External Travel Expenses for April = \$2,368.13



*Flights are estimated pending actual expenditures

Adjusted Internal Plus External April Total = \$11,926.42

External Travel added an additional 20% to the adjusted April total.

This adjusted April total is greater by \$3,473.74 or approximately 29% more than the March total.

