



TEXAS TECH UNIVERSITY  
Office of the Provost

## Office of Planning & Assessment

# Institutional Effectiveness Weekly Report

## March 9, 2018

---

*The Office of Planning and Assessment reports its weekly activities and contributions toward Texas Tech University's institutional effectiveness efforts and departmental objectives.*

---

### **OUTCOME 1: The Office of Planning and Assessment will contribute to Texas Tech University's ongoing compliance with all external accrediting agencies and State of Texas mandates.**

- ✦ University Level Institutional Effectiveness Committee
  - OPA is assisting several College Level IE Committees with Faculty Peer Reviews. On March 1, OPA attended the College of Human Sciences IE Committee to discuss the process and explain the scoring rubric. Four column reports were run and given to Human Sciences, CASNR, Kinesiology, and Sport Management to be used for their Faculty Peer Review. And, data were compiled and organized from the A&S Faculty Peer Review.
  - Updates have been provided for all degree program assessment portions of the IE Handbook. OPA has an internal deadline of March 30 to have all updates completed on the Progress Portal.
- ✦ Support Service Level Institutional Effectiveness Committee
  - OPA staff have begun scheduling meetings with SSL directors to discuss the feedback to their continuous improvement reports. Meetings will be conducted in March and April and will also provide access and a brief training on the use of TracDat for future continuous improvement reporting.
- ✦ Faculty Credentialing Documentation as it Relates to CS 3.5.4
  - Transcript report progress continues in DigitalMeasures. Of a total of 3,283 instructors of record that need transcripts entered and evaluated, 1,290 (39%) of faculty have been analyzed.
  - Since February 16, 2018, transcript uploading has been completed for Chemistry, Computer Science, Electrical Engineering, Industrial Engineering, Manufacturing & Systems Engineering, Petroleum Engineering, University Studies, the entire College of Media & Communications, the School of Law, and the entire College of Agricultural Sciences & Natural Resources.
- ✦ Accreditation Across Campus Updates
  - On March 7, twenty individuals that had been previously identified as primary contacts for departmental accreditations were emailed and asked to complete a short survey. Five individuals have already completed the survey. Records will be updated the week after Spring Break.

Greetings,

SACSCOC requires that, "The institution (a) represents itself accurately to all U.S. Department of Education recognized accrediting agencies with which it holds accreditation and (b) informs those agencies of any change of accreditation status, including the imposition of public sanctions." (R 14.4, see SACSCOC's policy of "Accrediting Decisions of Other Agencies.") As a part of meeting this requirement, OPA maintains a list of all disciplinary accreditations on our website at

[https://www.depts.ttu.edu/opa/campus\\_accreditation/campusaccreditation\\_2017.php](https://www.depts.ttu.edu/opa/campus_accreditation/campusaccreditation_2017.php).

The information that is displayed is based on information provided by the program's primary contact for the applicable disciplinary accreditation. That individual, according to our records, is you. Additionally, according to our records, the applicable disciplinary accreditation recently went through a reaccreditation review.

OPA would appreciate your help with updating our records by completing a short survey that should only take about two minutes to complete. To complete the survey, go to

[https://ttuir.co1.qualtrics.com/ife/form/SV\\_cGDjATn9nXUPKxn](https://ttuir.co1.qualtrics.com/ife/form/SV_cGDjATn9nXUPKxn).

#### ✦ Quality Enhancement Plan Updates

- OPA is working cooperatively with Genevieve Durham-DeCesaro and Erin Justyna to aid in the process of collecting data for the Communication Literacy initiative. OPA reported each undergraduate degree program that had "Communication or Communicate" listed in the program's assessment plan as a Student Learning Outcome. We discussed ways that we could streamline data collection for Communication Literacy at the same time as a degree program's annual assessment data. Communication Literacy is being addressed by a good number of degree programs to date. OPA could add Communication Literacy as an assessment method option in TracDat that would allow programs to include this in their assessment plans. Data would be able to be pulled and shared with Prof Durham-DeCesaro and Dr. Justyna. This collaboration would allow degree programs to be compliant with their assessment for two areas (CL and Degree Program Annual Assessment) at one time.

### **OUTCOME 2: Texas Tech University faculty and staff will be well-prepared to meet OPA's faculty credentialing, assessment, and strategic plan expectations.**

#### ✦ Departmental Consultation

- The following new department chairs have been met with over the past two weeks:
  - 2/27 Chemistry & Biochemistry
  - 2/28 Political Science
  - 3/5 Environmental Toxicology
  - 3/8 Curriculum & Instruction
  - 3/9 Hospitality and Retail Management

#### ✦ Training Opportunities

- OPA continues to work with Nuventive and TTU IT to work through the upgrade process from TracDat to Nuventive Improve. The development site was updated on March 8. This will allow time for OPA to test the development site before making it live to faculty and staff.



**Nuventive™ Improve**

- OPA Coffee Breaks- Marketing emails have been sent to TTU faculty/staff for the upcoming OPA Coffee Breaks:



Good Afternoon,

The Office of Planning and Assessment invites you to attend **OPA Coffee Breaks**. Coffee Breaks are intended to be informal get-togethers where individuals interested in assessment can discuss and collaborate on new ideas, as well as learn about the latest developments in the assessment world. This month's Coffee Break is scheduled for **Wednesday March 21<sup>st</sup> at 3:30pm** in Administration 244 with a topic of **Actions for Improvement: What, When, & Why**. We welcome you to sit down and enjoy a cup of coffee on us, and help build community here at Texas Tech!

Your friends in assessment,  
OPA

- A plan is in place once the software upgrade becomes live to update “How to” videos for the resources page on the OPA website. Additionally, OPA staff updated a training video, “Justification Statements” which is available on the OPA front webpage.
- ✦ General Faculty Credentialing
  - The Department of Nutritional Sciences communicated that their 2017 merit report process was “very helpful. We’ll get some formal feedback after the annual reviews have all taken place, but anecdotally most of the problems arose from people not following directions and/or waiting until the last minute. We’ve identified a few [problems] ... but those are relatively minor.”
  - Open Work Requests

Request #	Date Opened	Title	Status
83	12/18/2017	Create new report "Terminal Degree Report for Undergraduate Courses"	2-21: OPA staff reviewed the report and found that it is working well. This request is closed.
100	2/13/2018	Core Faculty Publications (COE)	2-21: DM fixed the typo and confirmed that the coding is correct. Request closed.
101	2/15/2018	Update logic on Curriculum Vitae report	2-22: DM made the corrections; request closed. 2-15: At the request of specific faculty in the College of Business, formatting logic will be updated to avoid widows and orphans on Word pages.
102	3/2/2018	Faculty Transcript Report Tweak	3-8: DM made the correction; request closed. 3-2: OPA staff found that a faculty rank,

			"Department Chairperson" was not pulling into the report. This request will correct that.
103	3/6/2018	Problem with "Core Faculty Publications" report	3-6: The Math Dept. Chair noticed that several faculty's publications are not pulling into this report. DM developers are looking into why and if a correction is needed.

- Usage Statistics

(Number of Logins)	1 Week	1 Month	6 Months	1 Year
Activities Database - University (159,754)	1,288	6,886	68,607	83,350

- ✦ TxAHEA

- Emails marketing the upcoming conference have been disseminated to TTU PCs, Assessment Liaison Committee members and assessment listservs.

- ✦ Institutional Collaborative Assessment Updates

- TechQuest – The spring administration of TechQuest is in the planning stages. OPA has received a list of senior students with 90 or more credit hours from IR and it has been uploaded into Qualtrics. The first email invitation is set to be sent out on April 9. The survey will remain open for 2-3 weeks and two students will be randomly selected to receive a \$500 scholarship toward tuition and fees for Fall 2018.
- ETS – OPA staff participated in a conference call on March 8 with ETS staff to discuss the implementation of the Proficiency Profile pilot. The Proficiency Profile will be marketed to graduating seniors beginning on April 2 and will remain open for 2-3 weeks. The pilot will allow for 75 students to complete the online assessment, which is estimated to take 40 minutes. Two students will be randomly selected to receive a \$500 scholarship. OPA staff will receive training on the Proficiency Profile software on March 12.

**OUTCOME 3: The Office of Planning and Assessment will continually monitor the university's compliance with laws, policy statements, and policies deriving from the State of Texas, THECB, and SACSCOC.**

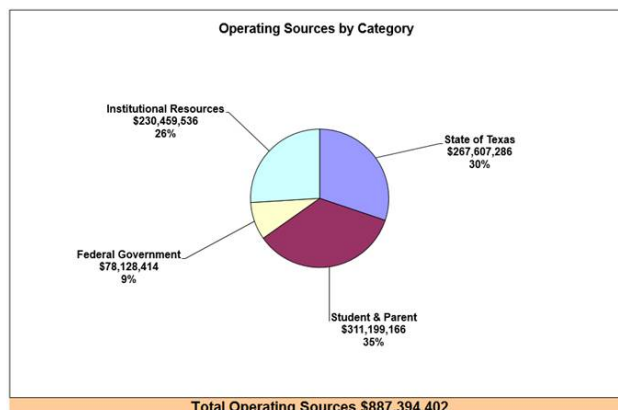
- ✦ SACSCOC Updates

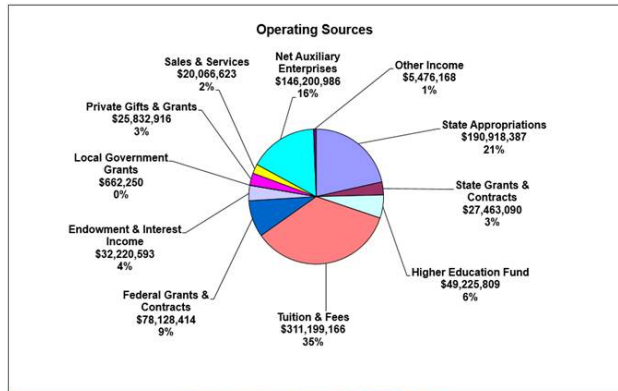
- A [presentation](#) was made publicly available outlining Changes to the *Principles of Accreditation*. The most recent revision in the *Principles* doesn't change the concepts; however, it may represent the largest change in wording since they were first introduced. Major changes, as outlined in the presentation include:
  - Reordering by 14 topic areas
  - Remove redundancies
    - ✓ Ex: Student services/academic support services combined
    - ✓ Ex: One mission standard
    - ✓ Ex: faculty evaluation appears only once
    - ✓ Ex: program length appears only once, as does program content
  - Complex standards
    - ✓ Governance as an example, parts are separated for compliance determination.
  - Added:
    - ✓ Board responsibilities and expectations, Board self-evaluation

- ✓ Expanded cooperative academic arrangements language
- ✓ Student debt information and guidance
- ✓ Federal policies incorporated as standards:
  - Archived information on degree requirements
  - Recruitment practices
  - Branch campus names and dependence on parent as accredited entity
  - Representation of other accreditors
  - Deleted:
    - ✓ CS 3.2.7 (Organizational structure)
    - ✓ CS 3.2.14 (Intellectual property)
    - ✓ CS 3.3.14 (Institutional effectiveness: research)
    - ✓ CS 3.3.1.5 (Institutional effectiveness: community/public service)
    - ✓ CS 3.4.2 (Continuing education/service programs)
    - ✓ CS 3.5.4 (Terminal degrees of faculty)
  - New Standards:
    - ✓ 4.2.g (Board self-evaluation): Everyone in the organization is evaluated and review and this should include the governing board to do a “Self-evaluation” of their operations.
    - ✓ 12.6 (Student debt): The public and the federal government want everyone to have a role in student debt. This standard asks institutions to document how they inform students about financial literacy.
  - Modified Standards:
    - ✓ CR 2.5 (2012) to 7.1 (2018): Institutional planning
    - ✓ CR 2.8 (2012) to 6.2 (2018): Faculty
    - ✓ CS 3.3.1.2 (2012) to 7.3 (2018): Administrative effectiveness
    - ✓ CS 3.5.1 (2012) to 8.2.b (2018): Student outcomes/general education
    - ✓ CS 3.11.1 (2012) to Consolidated with CRs (2018): Control of physical resources
  - A 2018 *Resource Manual for the Principles of Accreditation: Foundations for Quality Enhancement* is available on the SACSCOC website and is linked [here](#).

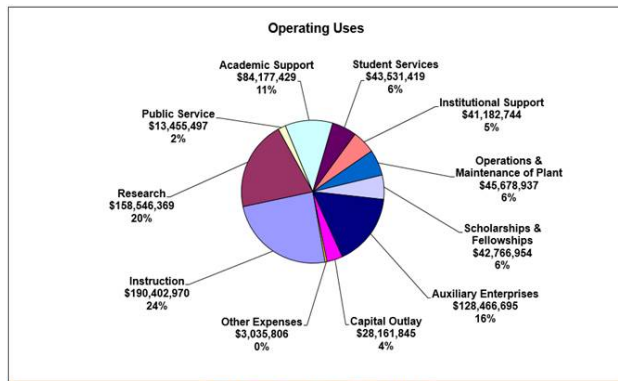
✦ THECB Updates

- The THECB published sources and uses of funds for FY 2017 for all institutions of higher education in the state. Texas Tech University’s data is illustrated in the following graphs:





Total Operating Sources \$887,394,402



Total Operating Uses \$779,406,665

Non-Operating Funds are not included in above charts.  
Charts May Not Add to 100% Due to Rounding

- Making accountability more transparent and promoting excellence in Texas universities through institutional groupings, peers, and benchmarks requires: 1) establishing groupings of institutions of similar types and missions; 2) determining for each group appropriate measures that reflect institutional performance; 3) determining benchmarks against which to measure success; and 4) assessing progress annually and taking steps to improve performance. TTU is grouped with emerging research universities which are expected to: 1) offer a comprehensive range of excellent undergraduate and graduate programs; 2) award at least 30 PhD degrees annually, based on a rolling average of two consecutive years of degree production; 3) generate at least 20% of the research universities' criteria for restricted research expenditures (20% of \$150 million, adjusted for inflation), as determined by a rolling two-year average. As of September 1, 2016, the adjusted threshold was \$32,183,700. Texas universities that are presently in this category are:

Institution	Fiscal Year	PhD Award Count	Restricted Research Expenditures (current \$)
Texas State University	2017	50	\$33,086,194
	2016	44	\$30,079,770
	2015	52	\$27,244,557
Texas Tech University	2017	289	\$61,441,023
	2016	281	\$55,444,324
	2015	289	\$48,774,414
The University of Texas at Arlington	2017	207	\$36,986,924
	2016	201	\$33,290,329
	2015	204	\$31,614,826
The University of Texas at Dallas	2017	189	\$52,370,443
	2016	184	\$50,140,842
	2015	194	\$45,111,033
The University of Texas at El Paso	2017	86	\$50,991,181
	2016	77	\$47,357,593
	2015	78	\$46,821,190
The University of Texas at San Antonio	2017	94	\$33,612,343
	2016	107	\$29,375,785
	2015	106	\$25,026,676
University of Houston	2017	309	\$61,659,641
	2016	294	\$66,245,457
	2015	265	\$64,394,171
University of North Texas	2017	192	\$15,484,889
	2016	236	\$12,914,276
	2015	213	\$16,097,336

- Applicant, acceptance, and enrollment information at TTU for first time undergraduates for summer/fall 2017 is available on the THECB website and is reproduced here:

**First-time Undergraduate Applicant, Acceptance, and Enrollment Information  
For Summer/Fall 2017**

**TEXAS TECH UNIVERSITY**

	White	African American	Hispanic	Asian	Intern'l	Other	Total
Total Applicants	6,992	1,246	8,686	757	771	214	18,666
Total Texas	6,779	1,228	8,558	737	431	210	17,943
Other US State	201	13	88	9	16	1	328
Other Country	12	5	40	11	324	3	395
Summer	31	16	39	1	13	2	102
Fall	6,961	1,230	8,647	756	758	212	18,564
Male	3,265	584	4,028	381	475	116	8,849
Female	3,727	662	4,658	376	296	98	9,817
Acceptance							
Total Accepted	5,910	839	6,949	583	584	183	15,048
Top 10%	1,232	167	1,511	223	190	33	3,356
Top 25%, If Not Included in Top 10%	1,922	213	2,192	170	194	57	4,748
Other Criteria	2,756	459	3,246	190	200	93	6,944
Applicant Rejected or Withdrew	1,082	407	1,737	174	187	31	3,618
Total Accepted Top 10%	1,232	167	1,511	223	190	33	3,356
Total Texas	1,172	167	1,473	216	83	32	3,143
Other US State	59	0	28	5	2	1	95
Other Country	1	0	10	2	105	0	118
Summer	4	1	3	0	2	0	10
Fall	1,228	166	1,508	223	188	33	3,346
Male	445	55	575	89	104	17	1,285
Female	787	112	936	134	86	16	2,071
Total Accepted All Other Offers	4,678	672	5,438	360	394	150	11,692
Total Texas	4,530	654	5,348	347	220	147	11,246
Other US State	137	13	60	4	10	0	224
Other Country	11	5	30	9	164	3	222
Summer	24	9	24	0	8	2	67
Fall	4,654	663	5,414	360	386	148	11,625
Male	2,342	336	2,747	211	263	81	5,980
Female	2,336	336	2,691	149	131	69	5,712

- A February 28, 2018 media release from the THECB announced that Texas public universities achieved a 60.9 percent statewide, six-year student graduation rate, a 1.6 percent increase since 2015 when the 60x30TX strategic plan for higher education was announced. “At nearly 61 percent, our six-year graduation rate for public universities is the highest ever. To put that in perspective, it was



less than 50 percent in 2000 when Texas launched the Closing the Gaps by 2015 plan. There are now 16 public universities with a six-year graduation rate above 50 percent versus only seven in 2000,” said Higher Education Commissioner Raymund Paredes. With the 60x30TX plan, Texas aims to award a total of 6.4 million certificates or degrees by 2030. The plan also sets targets for Hispanic, African American, male, and economically disadvantaged completers. “The 60.9 percent achievement is even more encouraging because graduates with Pell grants increased 8.8 percentage points since 2015, which means a greater number of economically disadvantaged students are completing college,” Commissioner Paredes said. “We need to focus on aligning state funding with 60x30TX by partially funding universities for the graduates they produce, and providing twice as much funding for at-risk students compared to non-at-risk students. Texas has a youthful population, which is a huge economic advantage for the state, but only if we educate our young people who are mostly poor and largely Latino. The rate of improvement in the college graduation rate moves us forward in meeting the 60x30TX goals and preparing our young people to meet anticipated workforce needs.” According to a June 2016 report by Georgetown University’s Center on Education and the Workforce, 65 percent of all jobs in the United States likely will require a bachelor’s degree by 2025.

- THECB’s Financial Aid Advisory Committee published recommended legislative proposals:
  - Align State aid programs satisfactory academic progress (SAP) criteria with that of the federal SAP requirements as defined by each institution’s SAP policy.
  - Eliminate the separate confirmation of conviction for offenses involving controlled substances for state aid programs and rely solely on the related question on the Free Application for Federal Student Aid (question 23 on the 2018-2019 FAFSA).
  - Align the Texas Educational Opportunity Grant (TEOG) Program matching requirement (19 TAC Section, 22.260) to that of the TEXAS Grant Program matching requirement (TAC, Section 22.234).
  - Align Texas Educational Opportunity Grant (TEOG) Program with college cost.
  - Appropriate sufficient funds (similar to the Federal Job Relocation and Development Program, where schools receive some funding to support student employment office campus) for new staff at each participating campus to effectively administer the requirements of the relatively new off-campus component of the Texas College Work-Study Program.
  - Secure authorizations for THECB, as the state agency for higher education, to administer an electronic Texas Application for State Financial Aid (TASFA) and relevant data transmissions to institutions of higher education (similar to the FAFSA administered by the U.S. Department of Education).
    - Secure appropriations and authorization for THECB to centralize the functions required of institutions under SB887.

- Monitor changes to federal aid programs/processes as it may be necessary to consider changes to state aid allocations/processes.
- Review timing of appropriations as the early FAFSA and earlier awards timing necessitates knowing allocations sooner than we have known in the past
- Increase funding for the TEXAS Grant Program to allow student award “targeted amount” to increase from \$5000/year, to \$7000.00/year.
- The Lower-Division Academic Course Guide Manual (ACGM) is the official list of approved courses for general academic transfer to public universities offered for state funding by public community, state, and technical colleges in Texas. The ACGM lists courses alphabetically by discipline. The spring 2018 version is available at this web address: <http://www.thecb.state.tx.us/reports/pdf/10663.pdf?CFID=74732183&CFTOKEN=86218339>.
- As part of the Coordinating Board's mission, the agency protects the public from entities offering fraudulent or substandard degrees. It is the Coordinating Board's goal to protect students who may be misled into receiving fraudulent or substandard degrees; the general public, including employers, who depend on degrees to assure that individuals have specific skills and knowledge; and legitimate colleges and universities, and their graduates, whose degrees would be devalued by the use of fraudulent or substandard degrees. Texas law requires colleges and universities operating in Texas to be approved by the Coordinating Board or accredited by an accrediting association recognized by the Board. A comprehensive list of fraudulent and substandard degrees as of March 1, 2018 is available here: <http://www.thecb.state.tx.us/reports/DocFetch.cfm?DocID=10664&Format=XLS>.
- A list of low producing programs for FY 2018 includes the following from TTU:

**Texas Tech University List of Low Producing Programs - Fiscal Year 2018 Review**  
Updated: 27-Feb-18

Program Name	Degree	Graduate Numbers by Year							FY 2018 Years 2013- 2017 Total	Review Status 2018 Review	Low Producing Three Years in a Row?
		FY11	FY12	FY13	FY14	FY15	FY16	FY17			
FOOD SCIENCE	MS	1	4	3	3	1	2	4	13	LPP	Yes
LAND USE PLANNING, MANAGEMENT, AND DESIGN	PHD	1	1	1	0	1	2	0	4	LPP	Yes
SECONDARY EDUCATION	MED	12	9	6	5	1	0	0	12	LPP	No
FAMILY AND CONSUMER SCIENCE EDUCATION	PHD	0	2	3	2	2	1	1	9	LPP	No
MICROBIOLOGY	MS	2	3	1	4	3	0	1	9	LPP	Yes
ZOOLOGY	MS	0	3	0	1	1	0	2	4	LPP	Yes

- The THECB published a *Reporting and Procedures Manual for Texas Public Universities* which is in effect spring 2018. The manual can be accessed [here](#) and includes guidelines for reporting general issues, student data, Texas Success Initiative data, course inventory, class data, faculty data, graduation data, facilities inventory, admissions data, and more.