



TEXAS TECH UNIVERSITY
Office of the Provost

Office of Planning & Assessment

Institutional Effectiveness Weekly Report

July 12, 2019

The Office of Planning and Assessment reports its weekly activities and contributions toward Texas Tech University's institutional effectiveness efforts and departmental objectives.

Texas Association for Higher Education
Assessment Conference

October 1 & 2, 2019
San Antonio, Texas
txahea.org


Texas Association of Higher Education Assessment (TxAHEA) Updates

	May	June	July
Number of Individuals Registered	36	52	65
Number of Institutions Represented	21	26	26
Number of Sessions Confirmed	47	47	47
Number of Sponsors	1	2	4

- ✦ We are continuing to update the 2019 TxAHEA Conference Schedule. We have 47 sessions offered over 1.5 days with presentations from 26 different universities representing Texas, Kansas, New York, South Dakota, and Florida.
- ✦ The Evaluations Committee, led by Ashley Pruitt, has met monthly to ensure that all conference evaluation tools are ready. In the July committee meeting, edits were made to the Conference Session Evaluation Form, which is a paper-based form. Questions were modified on the Overall Conference Evaluation Form, which will be administered online.

OUTCOME 1: The Office of Planning and Assessment will contribute to Texas Tech University's ongoing compliance with all external accrediting agencies and State of Texas mandates.

- ✦ Texas Higher Education Coordinating Board and State of Texas Reporting
 - The Core Curriculum Annual Report will be developed over the rest of the summer as final relevant data are gathered. Currently, course-level data are in the analysis phase. OPA has been collaborating with Institutional Research (IR) to gather course-level information that can be used in the final Core Curriculum Annual Report. Other data sets to be used include the ETS Proficiency Profile and the NSSE.
- ✦ Quality Enhancement Plan
 - The Student Experience with Study Abroad: Pre-departure to Reflection assessment is requiring significant attention, as OPA assists with qualitative analysis and college-level reports from pretest data.
 - A logo has also been created for this assessment that helps brand the activity. OPA is grateful to Julie Gee, our student assistant, for her design skills.



OUTCOME 2: Texas Tech University faculty and staff will be well-prepared to meet OPA’s faculty credentialing, assessment, and strategic plan expectations.

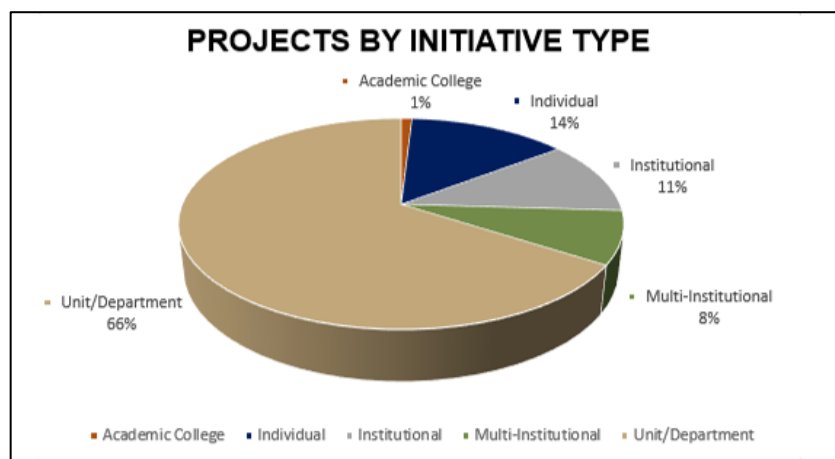
✦ Training and Consultation Tracking

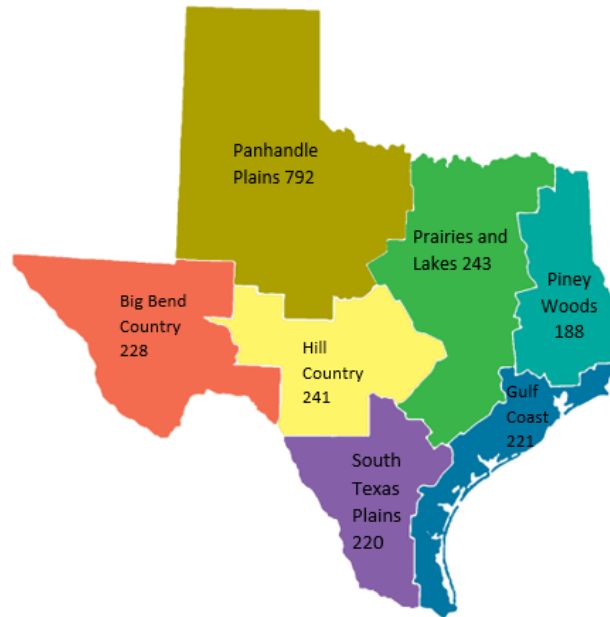
- These totals include consultations and communications where the OPA provides support for faculty and staff on non-project specific activity.

	Number of individuals	Number of issues addressed	Number of email sent on issue	Number of phone calls	Number of informal consultations	Number of formal trainings
Week of July 8, 2019	17	11	32	11	2	0
As of Sept 1, 2018	1181	1066	1952	338	105	35

- ✦ Respondents to *Raiders Engaged* reported a total of 985 unique projects, 242 of which were identified as new projects for the academic year. An additional 390 projects were identified through DigitalMeasures, and 80 through Indico, for a total of 1,455 projects. The 2018 *Raiders Engaged* Report has been finalized, approved, and published and is now available on the TTU OPA website at http://www.depts.ttu.edu/opa/oe_raidersengaged/outreach_engagement.php. This report highlights results from the Academic Year 2018 administration of *Raiders Engaged*. Data encompasses outreach and engagement projects, which took place between September 1, 2017 and January 1, 2019, as reported by faculty and staff from academic and administrative units at TTU in response to the online survey.

Unique Projects	1455
New Projects	242
Unique Faculty Hours	126,784
Unique Staff Hours	206,112
Total External Partnerships	1,274
Total Internal Partnerships	466



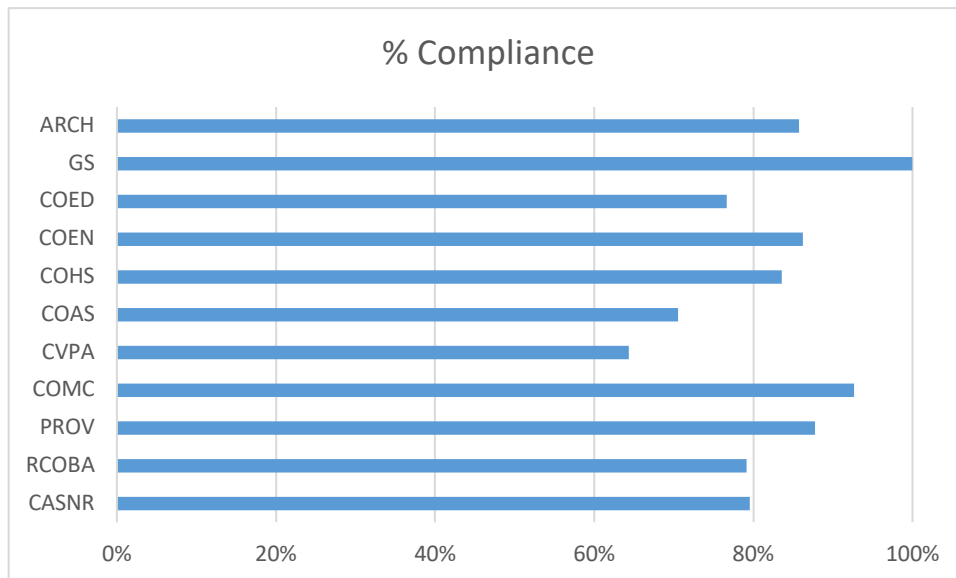


- ✦ The Outreach and Engagement Metrics Task Force has also finalized its official recommendation. This recommendation will be sent to Dr. John Opperman for implementation approval. A number of significant revisions are included, such as adjusting the reporting timeframe and greater dependence on DigitalMeasures.
- ✦ General Faculty Credentialing
 - OPA is pleased to have Kenny Shatley on board! Kenny has already completed DM Activity Insight Training and Certification, and he is also working with ORS and TTU IT to move the Cayuse integration forward. Kenny has reached out to the Provost's Office to identify new faculty hires, in anticipation of New Faculty Orientation.
 - House Bill 2504 Summer II compliance is not being monitored. The deadline for compliance is July 17. OPA will monitor and reach out to non-compliant faculty beginning July 18.
 - Course evaluation data for Spring 2019 have been submitted to DigitalMeasures. However, DigitalMeasures has already responded with feedback that requires us to modify the original data file. This is a multi-phase process and will be completed by the end of next week.
 - Texas Success Initiative (TSI) courses are not automatically uploaded through the scheduled DM upload due to the nature of the courses. OPA works with the TSI office to identify courses and manually uploads them every term. We hope to design a more automated process, and Kenny will be leading us in this effort.
 - Per the SACSCOC Principles of Accreditation: Foundations for Quality Enhancement guidelines, each instructor above a 0% responsibility appointment is required to submit appropriate evidence of qualifications. The Compliance Report from DigitalMeasures is summarized in the tables below. Deans or Chairs seeking additional information from

our office can reach out to the Office of Planning & Assessment for a more detailed report.

- *Note: This compliance report takes into account 0% responsibility courses from Spring 2019 through Summer 1 2019 with all records pulled from 2019 YTD.*

College	% Compliance
College of Agricultural Science and Natural Resources	80%
Rawls College of Business	79%
Provost Office	88%
College of Media & Communications	93%
College of Visual & Performing Arts	64%
College of Arts & Sciences	71%
College of Human Sciences	84%
College of Engineering	86%
College of Education	77%
Graduate School	100%
College of Architecture	86%



Overall, Texas Tech University is at 76% compliance, short of state law of 100% compliance. Lack of compliance per individual may be due to missing one component of required credentials or an entire lack of documentation. In either case, please help us reach our 100% goal!