

Institutional Effectiveness Weekly Report



TEXAS TECH UNIVERSITY

August 7, 2020

Outcome 1

The Office of Planning and Assessment will contribute to Texas Tech University's ongoing compliance with all external accrediting agencies and State of Texas mandates.

Overview of Upcoming Institutional Assessment Reports

Multiple institutional assessment reports are underway and scheduled to be completed by or before September 2020. The TechQuest report is closest to being complete and is anticipated to be ready for distribution by August 15th, 2020. The CORE Curriculum Annual Report is in the beginning stages and planned for completion at the end of August 2020. This report will be a full 2019-2020 analysis; however, it will only include Fall 2019 data as Spring 2020 was not collected due to COVID-19. Lastly, the Raider's Engaged CY 2019 report is scheduled to be complete by September 30, 2020. This report continues to be completed in collaboration with the Office of Outreach and Engagement.

OPA was able to provide Vicki West, Institutional Research, with the 2019 outreach and engagement numbers for the Strategic Plan. This information is provided below, and revised targets are in development with University Outreach and Engagement.

Outreach and Engagement Metric	2019 Data	2020 Target	2025 Target
Number of TTU outreach and engagement projects, programs, classes, and events provided for the community	1,318	800	900
Number of TTU faculty and staff involved in outreach and engagement activities	1,779		
Number of non-TTU attendees and participants in TTU outreach and engagement activities	1,569,465	975,000	1M
Number of K-12 students and teachers participating in TTU OES activities	255,452	430,000	450,000
Number of external outreach and engagement community partnerships	1,701	900	1,000
Number of faculty receiving awards for excellence in outreach and engagement	13		
Number of TTU students participating in High Impact Practices	3,446		
Number of publications, presentations, performances, and other peer-reviewed scholarly products identified as outreach and engagement	621		
Total external funding received from outreach and engagement activities	\$ 52,560,882.00	\$43.5M	\$50M

Annual Chair Meetings This Week

Chair meetings were conducted this week with Rawls College of Business Area Coordinators. These meetings were also attended by Claudia Cogliser and Nikki Bohannon. Cogliser and Bohannon will be leading the BA's SACSCOC assessment reporting efforts. OPA expects to be collaborating with Cogliser and Bohannon on a regular basis.

August Blog/1-Minute Video (Jennifer)

This month's blog/1-minute video theme is focused on how to prepare 19-20 follow-up statements in Nuventive Improve. This particular theme was created in response to feedback from department chairs indicating they need more support on drafting and documenting follow-up statements. Both the video file and blog post are uploaded to the OPA website.

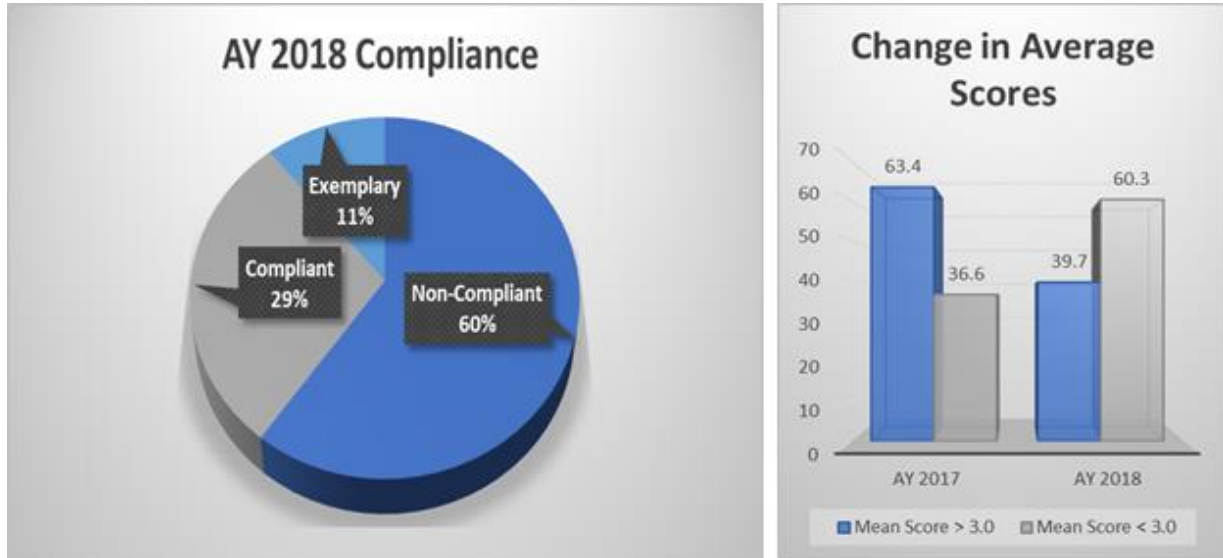
The screenshot shows a video recording interface. At the top left, it says "Recording #4.mp4". On the right, there are buttons for "Start conversation" and "Close". The main content area is a video player showing a presentation slide. The slide has a blue background with a white floral pattern and a white box in the center containing the text: "PREPARING FOLLOW-UPS FOR YOUR 19-20 ASSESSMENT REPORT" and "August 2020 OPA Blog". To the right of the slide is a sidebar with a "Next slide" button and a text box titled "What is a follow-up?" containing a bulleted list: "Response to an 18-19 action for improvement; very brief; recommended 2-5 sentences.", "Reaction to whether your action for improvement was: Effective, Failed, Inconclusive", "Need more time to evaluate", and "Faculty decided to take a different approach". Below this is a "No Notes" section. At the bottom right, there is a small video feed of a woman with blonde hair, likely Jennifer, speaking. The bottom left corner of the video player has a logo for "RECORDED WITH SCREENCAST MATIC".

Degree Program Assessment Report Update

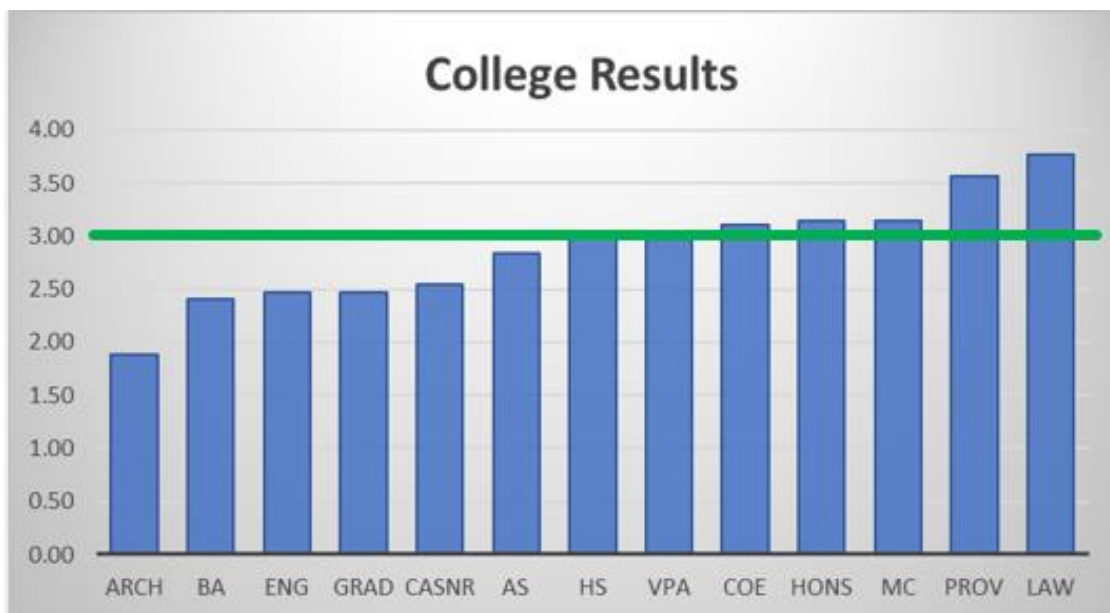
OPA has analyzed the evaluation results from the Spring 2020 assessment peer review and is summarizing the findings for the 2018-2019 PAR Report. Overall, of 239 degree programs, 60% (143 programs) were found to be Non-Compliant with an overall average score below 3.0, or a Developed classification. This is a 13% increase in Non-Compliant degree programs as compared to the 2017-2018 assessment cycle. This can be attributed to more stringent changes that were made to the Program Assessment Rubric, and the separation of Actions for Improvement and Follow-Up Statements into individual categories. OPA is putting greater emphasis on ensuring

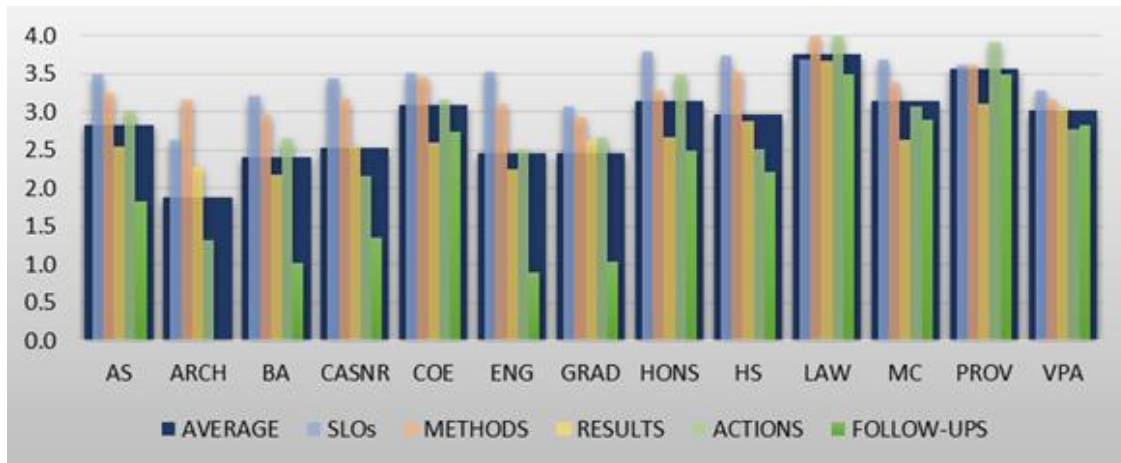
degree program coordinators provide Follow-Ups from their identified Actions for Improvement to close the assessment loop, and this is better achieved by pinpointing where the degree program is falling short.

Of the remaining 40% of Compliant degree programs, 11% (26 programs) were identified as Exemplary. This is a 4% increase in Exemplary degree programs as compared to the 2017-2018 assessment cycle. The below graphs summarize overall compliance for the 2018 academic year as well as the change in overall scores as compared to the previous academic year.



Additionally, the below graphs summarize overall evaluation scores by college relative to the 3.0 compliance threshold, and overall evaluation scores by individual component area.





OPA expects to have a full 2018-2019 PAR Summary Report completed by the end of August 2020.



The Office of Planning and Assessment will continually monitor the university's compliance with laws, policy statements, and policies deriving from the State of Texas, THECB, and SACSCOC.

Shuffling of OPA Offices/General Office Updates During Phase II

In order to ensure the safety of our current Student Assistant and Graduate Assistant, we are moving them into two small vacant offices. This “shuffling” of spaces will allow our students to maintain social distancing protocols. In addition, Kahlie Callison printed and positioned signage from the TTU Operations Division that clearly designates our entrances and exits both for our office suite and ADM 244 (see example photo below). Kahlie has also determined a disinfectant protocol for the office, too.



Office Website Re-Design

Emily is continuing work on the redesign of the OPA website. Emily, Ashley, Libby, and Jennifer have had several meetings to determine that all links on the website are usable and necessary, as well as move several pages around to create a more user-friendly experience. In addition, these meetings have allowed a first run-through of the website content to be edited. Currently, the textual component of the website is being edited by the OPA staff to further ensure quality content for the public. These text edits should be completed by Friday, August 28, 2020. This should be the last round of edits before design can begin. In the weeks following, Emily will work through a redesign of each page. This will entail a final review for content and layout changes to help give the website a fresh feel. The full website should be redesigned by the beginning of 2021.