


Cottonseed Review

UNITED STATES DEPARTMENT OF AGRICULTURE
 AGRICULTURAL MARKETING SERVICE
 COTTON DIVISION
 4841 SUMMER AVENUE, MEMPHIS, TENNESSEE 38122
 Telephone 901-521-2934



Vol. 48, No. 17

December 22, 1983

Receipts of cottonseed at oil mills continued to slow, according to the Cotton Division, Agricultural Marketing Service, USDA. Harvesting and ginning were completed or neared completion in most areas of the Cotton Belt. Adverse weather brought final scrapping operations to a halt in many areas. Cottonseed grade certificates received during the period totaled 1,191, compared to 1,132 a week earlier.

Oil mill prices for cottonseed ranged from \$160.00 to \$210.00 per ton, basis grade 100, and \$160.00 to \$200.00 per ton, as is. Grades ranged from 69.0 to 111.0, and averaged 97.0. Growers received \$130.00 to \$200.00 per ton at the gin, mostly \$160.00 to \$185.00 per ton. Meal and hull prices were steady.

Production of refined cottonseed oil totaled 55,131,000 pounds in October 1983, according to the Bureau of the Census, up from 39,152,000 pounds in September. Consumption of both edible and inedible products totaled 40,044,000 pounds. Of the 39,917,000 pounds consumed in edible products, 10,703,000 pounds were used in baking and frying, 25,736,000 pounds in salad or cooking oil, and 2,297,000 pounds in margarine.

Notice: This is the final Cottonseed Report for the 1983-84 season. If you wish to remain on the mailing list for this report next season, the enclosed circularization form must be returned.

COTTONSEED AND COTTONSEED PRODUCT PRICES - DOLLARS PER TON

State	Prices paid growers at gins 1/		Oil mill prices 1/		Wholesale prices			
	Range	Average	Basis grade (100)	As is	41% Protein meal		Hulls	
					Bulk	Sacked	Bulk	Sacked
Alabama								
Arizona	160-180	169.70		165-170	200			75
Arkansas			200		205	235	120	145
California	160-170	168.80		160-190	205-210		60-77	
Georgia	180-200	185.00	200	200	225	275-285	125	145
Louisiana			200		210-245	255-275	110	140
Mississippi			210		250	275	125	
Missouri			200		205	235	120	145
New Mexico	160-180	171.00	160-185		250	268-272	85-100	140
North Carolina	130-180	161.10	190		245	270	135	160
Oklahoma	185-195	186.00	195		225	245	110	
South Carolina			190		230	255	130	155
Tennessee			180-190		240	255-260	115-120	140-145
Texas	155-185	170.90	180-185		218-250	267	100-158	173

1/ Includes advances with final settlement at a later date.

UNITED STATES STANDARD GRADES FOR COTTONSEED, LOW, HIGH AND AVERAGE, BASED ON
 CERTIFICATES RECEIVED FROM LICENSED CHEMISTS DURING THE PERIOD ENDED
 December 21, 1983

State	Low	High	Average	State	Low	High	Average
<u>ALABAMA</u>				<u>NEW MEXICO</u>			
This report	79.5	102.0	92.5	This report	97.5	111.0	105.0
Last report	80.0	99.0	91.5	Last report	101.5	109.5	105.0
<u>ARIZONA</u>				<u>NORTH CAROLINA</u>			
This report				This report	89.5	103.5	94.5
Last report				Last report	92.5	102.5	98.0
<u>ARKANSAS</u>				<u>OKLAHOMA</u>			
This report	69.0	98.0	88.0	This report	89.0	100.0	95.5
Last report	84.0	96.0	89.5	Last report	91.0	103.5	97.0
<u>CALIFORNIA</u>				<u>SOUTH CAROLINA</u>			
This report				This report	80.5	104.0	96.0
Last report				Last report	85.0	99.5	93.0
<u>GEORGIA</u>				<u>TENNESSEE</u>			
This report	88.0	110.0	99.5	This report	86.0	97.5	90.5
Last report	96.0	105.0	99.5	Last report	87.5	95.0	90.5
<u>LOUISIANA</u>				<u>TEXAS</u>			
This report	77.0	99.5	91.5	This report	72.0	111.0	100.5
Last report	80.5	99.0	89.0	Last report	84.0	107.0	99.0
<u>MISSISSIPPI</u>				<u>UNITED STATES</u>			
This report	82.0	95.5	89.0	This report	69.0	111.0	97.0
Last report	78.5	98.5	88.5	Last report	78.5	109.5	96.5
<u>MISSOURI</u>				<u>CERTIFICATES RECEIVED</u>			
This report				This report	1,191		
Last report	81.0	104.0	89.5	Last report	1,132		

Cottonseed Review



UNITED STATES DEPARTMENT OF AGRICULTURE
 AGRICULTURAL MARKETING SERVICE
 COTTON DIVISION
 4841 SUMMER AVENUE, MEMPHIS, TENNESSEE 38122
 Telephone 901-521-2934



Vol. 48, No. 16

December 15, 1983

Cottonseed receipts at oil mills slowed in almost all areas of the Cotton Belt during the week ended December 14, according to the Cotton Division, Agricultural Marketing Service, USDA. Harvesting and ginning made good progress in west Texas and Oklahoma and was completed or near completion in other areas. Grade certificates received during the period totaled 1,132, compared to 2,172 a week earlier.

Prices paid growers for cottonseed ranged from \$130.00 to \$250.00 per ton, as is, mostly \$160.00 to \$190.00 per ton. Oil mills paid ginners \$160.00 to \$200.00 per ton, basis grade 100, and \$165.00 to \$200.00 per ton, as is. Cottonseed grades ranged from 78.5 to 109.5, and averaged 96.5. Competition for the short supply of seed pushed oil mill prices up in some areas. Meal and hull demand and prices were steady to slightly stronger in most areas. Use of hulls as a growth medium for edible mushrooms is expanding into southern states.

Cottonseed production in 1983, based on a three year average lint-seed ratio, was forecast at 5.06 million tons as of December 1, 35 percent less than in 1982, according to the Crop Reporting Board, Statistical Reporting Service, USDA.

COTTONSEED AND COTTONSEED PRODUCT PRICES - DOLLARS PER TON

State	Prices paid growers at gins 1/		Oil mill prices 1/		Wholesale prices			
	Range	Average	Basis grade (100)	As is	41% Protein meal		Hulls	
					Bulk	Sacked	Bulk	Sacked
Alabama								
Arizona	160-170	168.70		165-170	200			75
Arkansas			200		205	235	120	145
California	160-170	163.00	-	190	208-210		70-77	
Georgia	200-250	184.00	200	200	225	285	125-130	140
Louisiana								
Mississippi			180-200		205-225	230-255	103-120	128-150
Missouri			200		205	235	120	145
New Mexico	160-180	171.30	160-185		250	268-272	85-100	140
North Carolina	130-180	160.70	190		245	270	135	160
Oklahoma	185-190	185.80	195		230-235	250-255	110-115	150
South Carolina	160-180	170.00	190		230	255	125	150
Tennessee			180-190		240	255-260	105-120	130-145
Texas	155-185	169.80	180-195		220-263	265-288	90-120	140

1/ Includes advances with final settlement at a later date.

UNITED STATES STANDARD GRADES FOR COTTONSEED, LOW, HIGH AND AVERAGE, BASED ON
 CERTIFICATES RECEIVED FROM LICENSED CHEMISTS DURING THE PERIOD ENDED
 December 14, 1983

State	Low	High	Average
-------	-----	------	---------

ALABAMA

This report	80.0	99.0	91.5
Last report	76.5	103.5	92.5

NEW MEXICO

This report	101.5	109.5	105.0
Last report	96.5	114.5	105.0

NORTH CAROLINA

This report	92.5	102.5	98.0
Last report	87.0	103.5	98.5

ARKANSAS

This report	84.0	96.0	89.5
Last report	79.5	98.5	90.0

OKLAHOMA

This report	91.0	103.5	97.0
Last report	91.5	102.0	98.0

CALIFORNIA

This report	85.0	99.5	93.0
Last report	87.0	99.5	93.5

SOUTH CAROLINA

This report	85.0	99.5	93.0
Last report	87.0	99.5	93.5

GEORGIA

This report	96.0	105.0	99.5
Last report	72.5	107.5	99.5

TENNESSEE

This report	87.5	95.0	90.5
Last report	84.5	98.0	90.0

LOUISIANA

This report	80.5	99.0	89.0
Last report	83.0	99.5	89.5

TEXAS

This report	84.0	107.0	99.0
Last report	84.0	109.5	100.0

MISSISSIPPI

This report	78.5	98.5	88.5
Last report	82.5	99.0	89.0

UNITED STATES

This report	78.5	109.5	96.5
Last report	72.5	114.5	98.0

MISSOURI

This report	81.0	104.0	89.5
Last report	83.0	98.0	89.5

CERTIFICATES RECEIVED

This report	1,132		
Last report	2,172		

Cottonseed Review

UNITED STATES DEPARTMENT OF AGRICULTURE
 AGRICULTURAL MARKETING SERVICE
 COTTON DIVISION
 4841 SUMMER AVENUE, MEMPHIS, TENNESSEE 38122
 Telephone 901-521-2934



Vol. 48, No. 15

December 8, 1983

Cottonseed receipts continued to decline in most areas of the Cotton Belt during the week ended December 7, according to the Cotton Division, Agricultural Marketing Service, USDA. Harvesting is virtually completed. Ginning continues near peak volumes in Oklahoma, western Texas and eastern New Mexico, but declined somewhat in Arizona and California. Heavy rains halted scrapping operations in southern states. Grade certificates received during the period totaled 2,172, compared to 1,466 a week earlier.

Growers received \$100.00 to \$200.00 per ton at the gin with most prices ranging from \$150.00 to \$180.00 per ton. Oil mills paid ginners \$160.00 to \$200.00 per ton, basis grade 100 and as is. Cottonseed grades ranged from 72.5 to 114.5 and averaged 98.0. Dairies in the far west continued to pay \$200.00 to \$213.00 per ton for whole cottonseed. Wholesale prices for meal and hulls averaged slightly lower.

Cottonseed receipts at oil mills totaled 591,000 tons during October, according to the Bureau of the Census. This was the smallest October receipts since records began in 1916 and was down from 1,105,000 tons a year earlier and 1,114,000 tons two years ago. Receipts through October (three months) totaled 793,000 tons, the smallest for this period since 1975 and down from 1,507,000 and 1,587,000 tons through October 1982 and 1981, respectively. October crushings totaled 185,000 tons, the smallest October crushings since records began and down from 392,000 tons a year earlier and 340,000 tons two years ago. Crushings through the first three months this season totaled 472,000 tons, the smallest volume for the period since 1976 and down from 968,000 tons a year earlier and 727,000 tons two years ago. Oil mills had 691,000 tons of cottonseed on hand at the end of October, the smallest end-of-October stocks since 1967. A year ago oil mills had 1,321,000 tons on hand and two years ago had 1,257,000 tons.

COTTONSEED AND COTTONSEED PRODUCT PRICES - DOLLARS PER TON

State	Prices paid growers at gins 1/		Oil mill prices 1/		Wholesale prices			
	Range	Average	Basis grade (100)	As is	41% Protein meal		Hulls	
					Bulk	Sacked	Bulk	Sacked
Alabama	100-170	151.70	165-190	-	230	260	115	145
Arizona	160-180	170.00	-	165-170	200	-	75	-
Arkansas								
California	160-170	168.00	-	160-190	205-210	-	60-77	-
Georgia	180-200	189.00	200	200	225-275	-	125-130	140-148
Louisiana	150-180	170.80	200	-	230-255	270-285	110	140
Mississippi	145-170	160.00	180-200	-	205-230	230-260	105-120	130-150
Missouri	-	-	200	-	205	235	120	145
New Mexico	160-170	163.80	160-185	-	250	268-272	85-100	140
North Carolina	140-180	161.00	190	-	255	280	130	155
Oklahoma	185-190	185.70	195	-	235	255	110-115	150
South Carolina	160-180	170.00	190	-	230	255	130	155
Tennessee	150-200	164.30	180-190	-	230	255-260	110-120	135-145
Texas	150-185	161.30	165-195	-	230-255	265-280	90-110	120-140

1/ Includes advances with final settlement at a later date.

UNITED STATES STANDARD GRADES FOR COTTONSEED, LOW, HIGH AND AVERAGE, BASED ON
 CERTIFICATES RECEIVED FROM LICENSED CHEMISTS DURING THE PERIOD ENDED
 December 7, 1983


State	Low	High	Average	State	Low	High	Average
<u>ALABAMA</u>				<u>NEW MEXICO</u>			
This report	76.5	103.5	92.5	This report	96.5	114.5	105.0
Last report	90.5	101.5	94.5	Last report	102.5	115.0	108.5
<u>ARIZONA</u>				<u>NORTH CAROLINA</u>			
This report				This report	87.0	103.5	98.5
Last report	109.0	109.0	109.0*	Last report	79.5	103.5	95.0
<u>ARKANSAS</u>				<u>OKLAHOMA</u>			
This report	79.5	98.5	90.0	This report	91.5	102.0	98.0
Last report	79.0	99.0	88.5	Last report	85.0	101.0	96.0
<u>CALIFORNIA</u>				<u>SOUTH CAROLINA</u>			
This report				This report	87.0	99.5	93.5
Last report				Last report	75.5	98.0	93.0
<u>GEORGIA</u>				<u>TENNESSEE</u>			
This report	72.5	107.5	99.5	This report	84.5	98.0	90.0
Last report	82.0	106.0	97.0	Last report	80.0	99.5	90.0
<u>LOUISIANA</u>				<u>TEXAS</u>			
This report	83.0	99.5	89.5	This report	84.0	109.5	100.0
Last report	75.0	98.0	90.0	Last report	67.0	108.0	100.5
<u>MISSISSIPPI</u>				<u>UNITED STATES</u>			
This report	82.5	99.0	89.0	This report	72.5	114.5	98.0
Last report	69.0	97.0	88.5	Last report	67.0	115.0	95.5
<u>MISSOURI</u>				<u>CERTIFICATES RECEIVED</u>			
This report	83.0	98.0	89.5	This report	2,172		
Last report	85.5	91.0	88.0	Last report	1,466		

* Based on three or less certificates.

Cottonseed Review



UNITED STATES DEPARTMENT OF AGRICULTURE
 AGRICULTURAL MARKETING SERVICE
 COTTON DIVISION
 4841 SUMMER AVENUE, MEMPHIS, TENNESSEE 38122
 Telephone 901-521-2934



Vol. 48, No. 14

December 1, 1983

Cottonseed receipts slowed in most areas of the Cotton Belt during the week ended November 30, according to the Cotton Division, Agricultural Marketing Service, USDA. Harvesting resumed in Texas and Oklahoma as fields dried following recent rains. Picking and ginning were past the peak in California and Arizona, and final stages of the harvest were slowed by wet weather in the southeast and mid-south. Grade certificates received during the period totaled 1,466, compared to 1,315 a week earlier.

Prices paid growers across the Belt ranged from \$100.00 to \$200.00 per ton, as is, mostly \$145.00 to \$180.00 per ton. Oil mills paid ginners \$160.00 to \$200.00 per ton, as is, and \$160.00 to \$200.00 per ton, basis grade 100. Cottonseed grades ranged from 67.0 to 115.0 and averaged 95.5. In the far west, dairies paid \$200.00 to \$213.00 per ton for whole cottonseed. Meal and hull prices were steady to slightly lower.

Exports of cottonseed oil for the 1983-84 season are forecast at 163,000 metric tons by the Foreign Agricultural Service, USDA. This is down from 247,000 metric tons exported in 1982-83. The bulk of cottonseed oil exports goes to four markets: Venezuela, Egypt, Japan, and the Dominican Republic. While both production and exports will be down sharply in 1983-84, the percentage of production exported is expected to be the same as last year's 47 percent.

COTTONSEED AND COTTONSEED PRODUCT PRICES - DOLLARS PER TON

State	Prices paid growers at gins 1/		Oil mill prices 1/		Wholesale prices			
	Range	Average	Basis grade (100)	As is	41% Protein meal		Hulls	
					Bulk	Sacked	Bulk	Sacked
Alabama	100-170	148.00	165	-	235	260	125	150
Arizona	125-180	166.90	-	160-170	-	-	-	-
Arkansas	125-190	157.50	180-200	-	205-225	235-255	110-120	135-145
California	160-170	167.80	-	160-190	205-213	-	60-77	-
Georgia	150-200	185.30	190	190-200	225	275	135	135-145
Louisiana	150-180	170.10	200	-	225-255	280-285	110-120	140
Mississippi	140-180	162.30	180-200	-	205-250	230-275	100-125	125-150
Missouri	150-180	170.00*	200	-	205	235	120	145
New Mexico	160-190	169.20	160-170	-	250	268-272	85-100	140
North Carolina	140-180	164.20	190	-	255	280	130	155
Oklahoma	185-195	186.40	195	-	235-245	260-265	110-115	150
South Carolina	160-175	169.00	190	-	230	255	130	155
Tennessee	150-175	160.00*	180-190	-	240	260-265	110-125	135-140
Texas	150-195	171.80	165-195	-	230-255	265-280	90-110	120-140

1/ Includes advances with final settlement at a later date.

* Based on three or less reports.

UNITED STATES STANDARD GRADES FOR COTTONSEED, LOW, HIGH AND AVERAGE, BASED ON
 CERTIFICATES RECEIVED FROM LICENSED CHEMISTS DURING THE PERIOD ENDED
 November 30, 1983

State	Low	High	Average	State	Low	High	Average
<u>ALABAMA</u>				<u>NEW MEXICO</u>			
This report	90.5	101.5	94.5	This report	102.5	115.0	108.5
Last report	88.5	102.0	94.5	Last report	94.0	105.5	102.0
<u>ARIZONA</u>				<u>NORTH CAROLINA</u>			
This report	109.0	109.0	109.0*	This report	79.5	103.5	95.0
Last report				Last report	91.0	102.5	97.5
<u>ARKANSAS</u>				<u>OKLAHOMA</u>			
This report	79.0	99.0	88.5	This report	85.0	101.0	96.0
Last report	78.0	96.0	88.5	Last report	89.5	103.0	96.5
<u>CALIFORNIA</u>				<u>SOUTH CAROLINA</u>			
This report				This report	75.5	98.0	93.0
Last report				Last report	83.0	99.0	93.0
<u>GEORGIA</u>				<u>TENNESSEE</u>			
This report	82.0	106.0	97.0	This report	80.0	99.5	90.0
Last report	89.0	101.5	94.5	Last report	85.0	99.0	91.0
<u>LOUISIANA</u>				<u>TEXAS</u>			
This report	75.0	98.0	90.0	This report	67.0	108.0	100.5
Last report	82.5	102.0	91.5	Last report	80.0	107.0	99.5
<u>MISSISSIPPI</u>				<u>UNITED STATES</u>			
This report	69.0	97.0	88.5	This report	67.0	115.0	95.5
Last report	81.0	106.0	91.5	Last report	78.0	107.0	95.5
<u>MISSOURI</u>				<u>CERTIFICATES RECEIVED</u>			
This report	85.5	91.0	88.0	This report	1,466		
Last report	82.0	96.0	89.5	Last report	1,315		

* Based on three or less certificates.

Cottonseed Review



UNITED STATES DEPARTMENT OF AGRICULTURE
 AGRICULTURAL MARKETING SERVICE
 COTTON DIVISION
 4841 SUMMER AVENUE, MEMPHIS, TENNESSEE 38122
 Telephone 901-521-2934

Vol. 48, No. 13

November 23, 1983

Cottonseed receipts remained at or reached peak levels in Oklahoma, western Texas, New Mexico, Arizona and California during the week ended November 22, according to the Cotton Division, Agricultural Marketing Service, USDA. Receipts decreased in southern states as harvesting moved into final stages. Grade certificates received during the period totaled 1,315, compared to 1,421 a week earlier.

Oil mill prices for cottonseed ranged from \$160.00 to \$200.00 per ton for both basis grade 100, and as is. Grades ranged from 78.0 to 107.0 and averaged 95.5. Growers received \$100.00 to \$200.00 per ton at the gin with most prices ranging from \$150.00 to \$185.00. Meal and hull prices were steady to slightly lower.

Total use of cottonseed is projected to reach 3.2 million tons in 1983-84, a 38 percent drop from a year earlier, according to the Economic Research Service, USDA. The decrease in 1983 cottonseed production exceeds the drop in use by 239,000 tons. Consequently, stocks on August 1, 1984 could fall as low as 200,000 tons, the smallest since August 1976 and a 46 percent drop from August 1, 1983.

COTTONSEED AND COTTONSEED PRODUCT PRICES - DOLLARS PER TON

State	Prices paid growers at gins 1/		Oil mill prices 1/		Wholesale prices			
	Range	Average	Basis grade (100)	As is	41% Protein meal		Hulls	
					Bulk	Sacked	Bulk	Sacked
Alabama	100-170	149.60	165-185	-	245-255	250-270	-	135-140
Arizona	170-180	171.00	-	160-170	200	-	80	-
Arkansas	115-200	159.30	180-200	-	205-225	235-255	110-120	135-145
California	160-170	167.80	-	160-190	205-213	-	60-77	-
Georgia	150-200	185.30	190	200	225	285	-	140
Louisiana	170-190	178.50	200	-	245-255	280-285	110-120	140
Mississippi	140-180	162.30	180-200	-	205-250	230-275	95-125	130-150
Missouri	150-166	159.00	200	-	205	235	120	145
New Mexico	165-170	168.30*	160-195	-	250	268-272	85-100	140
North Carolina	150-180	160.50	200	-	260	285	120	145
Oklahoma	175-195	185.00	195	-	240-250	265-270	110	145
South Carolina	160-175	170.60	200	-	225	250	125	150
Tennessee	140-200	159.40	180-190	-	240	260-265	120-125	145-150
Texas	150-185	173.20	170-195	-	235-255	265-280	90-110	120-140

1/ Includes advances with final settlement at a later date.

* Based on three or less reports.

UNITED STATES STANDARD GRADES FOR COTTONSEED, LOW, HIGH AND AVERAGE, BASED ON
 CERTIFICATES RECEIVED FROM LICENSED CHEMISTS DURING THE PERIOD ENDED
 November 22, 1983

State	Low	High	Average	State	Low	High	Average
<u>ALABAMA</u>				<u>NEW MEXICO</u>			
This report	88.5	102.0	94.5	This report	94.0	105.5	102.0
Last report	87.0	102.5	95.5	Last report	100.5	108.0	103.5
<u>ARIZONA</u>				<u>NORTH CAROLINA</u>			
This report				This report	91.0	102.5	97.5
Last report				Last report	85.0	103.5	97.5
<u>ARKANSAS</u>				<u>OKLAHOMA</u>			
This report	78.0	96.0	88.5	This report	89.5	103.0	96.5
Last report	80.0	99.0	90.5	Last report	76.5	99.5	91.0
<u>CALIFORNIA</u>				<u>SOUTH CAROLINA</u>			
This report				This report	83.0	99.0	93.0
Last report				Last report	85.5	100.0	95.5
<u>GEORGIA</u>				<u>TENNESSEE</u>			
This report	89.0	101.5	94.5	This report	85.0	99.0	91.0
Last report	91.5	101.5	96.5	Last report	83.5	100.0	89.5
<u>LOUISIANA</u>				<u>TEXAS</u>			
This report	82.5	102.0	91.5	This report	80.0	107.0	99.5
Last report	83.5	102.5	94.5	Last report	BG	109.0	95.5
<u>MISSISSIPPI</u>				<u>UNITED STATES</u>			
This report	81.0	106.0	91.5	This report	78.0	107.0	95.5
Last report	77.5	100.5	91.5	Last report	BG	109.0	94.0
<u>MISSOURI</u>				<u>CERTIFICATES RECEIVED</u>			
This report	82.0	96.0	89.5	This report		1,315	
Last report	86.0	95.5	90.5	Last report		1,421	

Cottonseed Review



UNITED STATES DEPARTMENT OF AGRICULTURE
 AGRICULTURAL MARKETING SERVICE
 COTTON DIVISION
 4841 SUMMER AVENUE, MEMPHIS, TENNESSEE 38122
 Telephone 901-521-2934

Vol. 48, No. 12

November 17, 1983

Cottonseed receipts at oil mills in southern states slowed during the week ended November 16, according to the Cotton Division, Agricultural Marketing Service, USDA. Continued intermittent rains interrupted the late stages of the harvest. Receipts reached peak proportions in Arizona but dropped in the San Joaquin Valley where picking was slowed by general rains. Harvesting resumed in Texas and Oklahoma as fields dried. Grade certificates received during the period totaled 1,421, compared to 1,513 a week earlier.

Prices paid growers for cottonseed across the Belt ranged from \$125.00 to \$225.00 per ton, as is, mostly \$150.00 to \$185.00. Oil mills paid ginners \$170.00 to \$200.00 per ton, basis grade 100, and \$160.00 to \$190.00 per ton, as is. Cottonseed grades ranged from Below Grade to 109.0 and averaged 94.0. The price for whole cottonseed to dairies in California was \$200.00 to \$213.00 per ton.

Cottonseed production in 1983, based on a three year average lint-seed ratio, was forecast at 5.02 million tons as of November 1, 36 percent less than in 1982, according to the Crop Reporting Board, Statistical Reporting Service, USDA.

COTTONSEED AND COTTONSEED PRODUCT PRICES - DOLLARS PER TON

State	Prices paid growers at gins 1/		Oil mill prices 1/		Wholesale prices			
	Range	Average	Basis grade (100)	As is	41% Protein meal		Hulls	
					Bulk	Sacked	Bulk	Sacked
Alabama	140-160	152.70	185	-	250-255	275-280	110-115	135-140
Arizona	160-175	167.70	-	160-180	200	-	80	-
Arkansas	125-190	161.90	180-200	-	218-235	248-265	95-120	120-150
California	160-170	169.20	-	160-190	205-213	-	60-77	-
Georgia	175-225	189.10	190	190	235	285	135	135
Louisiana	165-188	177.30	200	-	235-255	270-285	100-110	140
Mississippi	140-190	163.90	180-200	-	213-250	238-275	95-123	125-150
Missouri	144-200	164.80	200	-	218	248	95	120
New Mexico	160-170	165.00	195	-	250	272	95	135
North Carolina	140-180	164.00	200	-	260	285	120	145
Oklahoma	165-190	171.70	175-195	-	245-255	265-270	110	145
South Carolina	160-180	171.40	190	-	230	255	115	140
Tennessee	140-200	166.90	180-190	-	250	265-270	120-125	145-150
Texas	150-185	164.10	170-195	-	235-255	265-280	90-110	120-140

1/ Includes advances with final settlement at a later date.

UNITED STATES STANDARD GRADES FOR COTTONSEED, LOW, HIGH AND AVERAGE, BASED ON
 CERTIFICATES RECEIVED FROM LICENSED CHEMISTS DURING THE PERIOD ENDED
 November 16, 1983

State	Low	High	Average	State	Low	High	Average
<u>ALABAMA</u>				<u>NEW MEXICO</u>			
This report	87.0	102.5	95.5	This report	100.5	108.0	103.5
Last report	85.0	99.0	92.5	Last report	101.5	107.0	104.5
<u>ARIZONA</u>				<u>NORTH CAROLINA</u>			
This report				This report	85.0	103.5	97.5
Last report				Last report	89.0	104.0	96.5
<u>ARKANSAS</u>				<u>OKLAHOMA</u>			
This report	80.0	99.0	90.5	This report	76.5	99.5	91.0
Last report	79.5	101.5	93.5	Last report	84.5	106.0	93.0
<u>CALIFORNIA</u>				<u>SOUTH CAROLINA</u>			
This report				This report	85.5	100.0	95.5
Last report				Last report	71.5	98.5	92.5
<u>GEORGIA</u>				<u>TENNESSEE</u>			
This report	91.5	101.5	96.5	This report	83.5	100.0	89.5
Last report	85.5	100.5	94.5	Last report	86.0	99.5	94.0
<u>LOUISIANA</u>				<u>TEXAS</u>			
This report	83.5	102.5	94.5	This report	BG	109.0	95.5
Last report	86.5	102.0	96.0	Last report	BG	107.0	93.5
<u>MISSISSIPPI</u>				<u>UNITED STATES</u>			
This report	77.5	100.5	91.5	This report	BG	109.0	94.0
Last report	83.0	103.0	94.5	Last report	BG	107.0	94.5
<u>MISSOURI</u>				<u>CERTIFICATES RECEIVED</u>			
This report	86.0	95.5	90.5	This report		1,421	
Last report	84.0	97.5	91.5	Last report		1,513	

Cottonseed Review



UNITED STATES DEPARTMENT OF AGRICULTURE
 AGRICULTURAL MARKETING SERVICE
 COTTON DIVISION
 4841 SUMMER AVENUE, MEMPHIS, TENNESSEE 38122
 Telephone 901-521-2934



Vol. 48, No. 11

November 9, 1983

Cottonseed receipts peaked in California and continued to increase in Arizona as harvesting expanded, during the week ended November 8, according to the Cotton Division, Agricultural Marketing Service, USDA. Cottonseed receipts in the southern states declined because of rain and advance stage of the harvest. Rains and wet fields continued to plague Oklahoma, western Texas and eastern New Mexico. Grade certificates received during the period totaled 1,513 compared to 1,649 a week earlier.

Oil mill prices for cottonseed ranged from \$160.00 to \$200.00 per ton, basis grade 100, and \$160.00 to \$190.00 per ton, as is. Grades ranged from 59.5 to 107.0. Growers received \$90.00 to \$200.00 per ton at the gin, with most prices ranging from \$145.00 to \$185.00.

World production of oilseeds in 1983-84 is forecast at 162.8 million tons compared to 163.5 million tons last month, according to the Foreign Agricultural Service, USDA. U. S. soybean production is forecast to be only about 68 percent of last year's crop, with both the 1982 and 1983 soybean production estimates having been reduced. The U. S. sunflower seed crop, estimated at 1.48 million tons, stands at only 59 percent of last year's record production, while U. S. cottonseed output will be down by 36 percent from last year. Expanded oilseed production, compared with last year, notably of USSR cottonseed and sunflower seed, of the Indian peanut crop, and of South American soybean output, offset declining production elsewhere.

COTTONSEED AND COTTONSEED PRODUCT PRICES - DOLLARS PER TON

State	Prices paid growers at gins 1/		Oil mill prices 1/		Wholesale prices			
	Range	Average	Basis grade (100)	As is	41% Protein meal		Hulls	
					Bulk	Sacked	Bulk	Sacked
Alabama	90-160	148.50	165	-	255	280	110	135
Arizona	125-170	158.80	-	165-180	200	-	80	-
Arkansas	125-200	156.80	180-200	-	218-235	248-265	85-100	120-130
California	160-170	168.30	-	160-190	205-213	-	60-77	-
Georgia	150-200	185.90	190	190	235	285	120	130-135
Louisiana	165-185	178.00	200	-	235-255	280-285	100	130
Mississippi	140-190	162.40	180-200	-	220-250	245-275	95-100	120-130
Missouri	150-180	165.00*	200	-	218	248	95	120
New Mexico	150-180	165.00	160-175	-	235-250	253-272	85	125
North Carolina	150-180	158.80	190	-	260	285	95	120
Oklahoma	165-190	170.40	175	-	245-250	265-270	80-90	125
South Carolina	160-180	172.30	190	-	240	265	115	140
Tennessee	140-200	168.90	180-190	-	250	265-270	110-115	135-140
Texas	150-185	162.80	170-175	-	245-255	265-280	85-105	120-140

1/ Includes advances with final settlement at a later date.

* Based on three or less reports.

UNITED STATES STANDARD GRADES FOR COTTONSEED, LOW, HIGH AND AVERAGE, BASED ON
 CERTIFICATES RECEIVED FROM LICENSED CHEMISTS DURING THE PERIOD ENDED
 November 8, 1983

State	Low	High	Average	State	Low	High	Average
<u>ALABAMA</u>				<u>NEW MEXICO</u>			
This report	85.0	99.0	92.5	This report	101.5	107.0	104.5
Last report	74.5	100.5	91.5	Last report	98.5	105.0	102.0*
<u>ARIZONA</u>				<u>NORTH CAROLINA</u>			
This report				This report	89.0	104.0	96.5
Last report				Last report	90.5	100.5	96.0
<u>ARKANSAS</u>				<u>OKLAHOMA</u>			
This report	79.5	101.5	93.5	This report	84.5	106.0	93.0
Last report	85.0	101.0	92.5	Last report	92.0	100.0	95.0
<u>CALIFORNIA</u>				<u>SOUTH CAROLINA</u>			
This report				This report	71.5	98.5	92.5
Last report				Last report	81.5	104.0	95.0
<u>GEORGIA</u>				<u>TENNESSEE</u>			
This report	85.5	100.5	94.5	This report	86.0	99.5	94.0
Last report	75.5	107.0	94.5	Last report	84.0	98.5	91.5
<u>LOUISIANA</u>				<u>TEXAS</u>			
This report	86.5	102.0	96.0	This report	59.5	107.0	93.5
Last report	83.5	105.0	94.5	Last report	53.0	109.5	92.0
<u>MISSISSIPPI</u>				<u>UNITED STATES</u>			
This report	83.0	103.0	94.5	This report	59.5	107.0	94.5
Last report	80.5	101.5	92.0	Last report	53.0	109.5	93.0
<u>MISSOURI</u>				<u>CERTIFICATES RECEIVED</u>			
This report	84.0	97.5	91.5	This report		1,513	
Last report	85.5	93.5	88.5	Last report		1,649	

* Based on three or less certificates.

Cottonseed Review

UNITED STATES DEPARTMENT OF AGRICULTURE
 AGRICULTURAL MARKETING SERVICE
 COTTON DIVISION
 4841 SUMMER AVENUE, MEMPHIS, TENNESSEE 38122
 Telephone 901-521-2934



Vol. 48, No. 10

November 3, 1983

Harvesting expanded rapidly in California and Arizona until light showers and fog interrupted picking in some areas of California late in the week ended November 2, according to the Cotton Division, Agricultural Marketing Service, USDA. Rains and wet fields continue to delay harvesting in Oklahoma, across most of western Texas and in eastern New Mexico. Harvesting and ginning were well beyond the peak and some gins began to close in southern states. Receipts of cottonseed at oil mills increased. Grade certificates received during the period totaled 1,649 compared to 2,012 a week earlier.

Prices paid growers across the Cotton Belt ranged from \$120.00 to \$200.00 per ton, as is, mostly \$150.00 to \$185.00 per ton. Oil mills paid ginners \$160.00 to \$200.00 per ton, basis grade 100. Cottonseed grades ranged from 53.0 to 109.5 and averaged 93.0. Meal and hull prices were steady to slightly higher.

Cottonseed receipts at oil mills totaled 89,000 tons during September, according to the Bureau of the Census. This was the smallest September receipts since 1976 and compares with 261,000 tons last September and 322,000 tons two years ago. Receipts through September this season totaled 210,000 tons, the smallest since 1980-81 and down from 402,000 tons a year earlier and 472,000 tons two years ago. Cottonseed crushings totaled 124,000 tons in September, the smallest monthly crushings since September 1976 and down from 286,000 tons a year earlier and 191,000 tons two years ago. Crushings through September (August-September) totaled 290,000 tons, down from 576,000 tons a year earlier and 387,000 tons two years ago. Oil mills had 291,000 tons of cottonseed on hand at the end of September. This was the smallest end-of-month stocks since July 1977 and the smallest end-of-September stocks since 1976. A year ago oil mills had 608,000 tons of cottonseed on hand and two years ago 483,000 tons.

COTTONSEED AND COTTONSEED PRODUCT PRICES - DOLLARS PER TON

State	Prices paid growers at gins 1/		Oil mill prices 1/		Wholesale prices			
	Range	Average	Basis grade (100)	As is	41% Protein meal		Hulls	
					Bulk	Sacked	Bulk	Sacked
Alabama	120-170	151.80	165	-	155	280	110	135
Arizona	170	170.00*	-	-	-	-	-	-
Arkansas	125-180	158.70	180-200	-	215-235	245-265	75-100	105-130
California	160-170	167.80	-	160-190	205-208	-	60-62	-
Georgia	150-200	185.80	190	190	235	285	110	120
Louisiana	160-195	175.50	200	-	235-265	280-285	90-100	125
Mississippi	140-195	163.10	180-200	-	220-250	245-275	95-100	120-130
Missouri	150-180	163.30*	200	-	218	248	75	105
New Mexico	165-185	175.00*	160-175	-	235-250	253-272	80-85	120
North Carolina	150-190	165.60	190	-	255	280	90	115
Oklahoma	165-175	166.70	175	175	245-250	265-270	80-90	125
South Carolina	160-200	175.00	190	-	240	265	75-80	100-105
Tennessee	140-200	167.80	180-190	-	250	265-270	105	130
Texas	140-175	161.60	170-175	-	240-255	260-280	80-105	120-140

1/ Includes advances with final settlement at a later date.

* Based on three or less reports.

UNITED STATES STANDARD GRADES FOR COTTONSEED, LOW, HIGH AND AVERAGE, BASED ON
 CERTIFICATES RECEIVED FROM LICENSED CHEMISTS DURING THE PERIOD ENDED
 November 2, 1983

State	Low	High	Average	State	Low	High	Average
<u>ALABAMA</u>				<u>NEW MEXICO</u>			
This report	74.5	100.5	91.5	This report	98.5	105.0	102.0*
Last report	88.0	99.5	94.5	Last report	103.5	107.5	105.5*
<u>ARIZONA</u>				<u>NORTH CAROLINA</u>			
This report				This report	90.5	100.5	96.0
Last report				Last report	89.5	101.5	97.5
<u>ARKANSAS</u>				<u>OKLAHOMA</u>			
This report	85.0	101.0	92.5	This report	92.0	100.0	95.0
Last report	84.5	103.5	93.5	Last report	90.5	101.5	95.5
<u>CALIFORNIA</u>				<u>SOUTH CAROLINA</u>			
This report				This report	81.5	104.0	95.0
Last report				Last report	87.5	103.0	97.5
<u>GEORGIA</u>				<u>TENNESSEE</u>			
This report	75.5	107.0	94.5	This report	84.0	98.5	91.5
Last report	85.5	104.0	95.5	Last report	88.5	101.5	93.5
<u>LOUISIANA</u>				<u>TEXAS</u>			
This report	83.5	105.0	94.5	This report	53.0	109.5	92.0
Last report	86.5	101.5	94.5	Last report	40.0	108.0	98.0
<u>MISSISSIPPI</u>				<u>UNITED STATES</u>			
This report	80.5	101.5	92.0	This report	53.0	109.5	93.0
Last report	86.0	100.0	93.5	Last report	40.0	108.0	95.0
<u>MISSOURI</u>				<u>CERTIFICATES RECEIVED</u>			
This report	85.5	93.5	88.5	This report	1,649		
Last report	86.5	101.5	93.0	Last report	2,012		

* Based on three or less certificates.

Cottonseed Review



UNITED STATES DEPARTMENT OF AGRICULTURE
 AGRICULTURAL MARKETING SERVICE
 COTTON DIVISION
 4841 SUMMER AVENUE, MEMPHIS, TENNESSEE 38122
 Telephone 901-521-2934

Vol. 48, No. 9

October 27, 1983

Harvesting resumed as fields dried in most areas of the Cotton Belt during the week ended October 26, according to the Cotton Division, Agricultural Marketing Service, USDA. Heavy rains extending from western Oklahoma, across most of Texas and into eastern New Mexico brought picking to a halt in those areas. Harvesting and ginning were at the peak or beyond in southern states. Receipts of cottonseed at oil mills declined. Grade certificates received during the period totaled 2,012, compared to 2,519 a week earlier.

Prices paid growers for cottonseed across the Belt ranged from \$100.00 to \$200.00 per ton, as is, mostly \$150.00 to \$185.00 per ton. Oil mills paid ginners \$150.00 to \$200.00 per ton, basis grade 100. Cottonseed grades ranged from 40.0 to 108.0 and averaged 95.0. Dairies in the far west paid from \$200.00 to \$210.00 per ton for whole cottonseed.

Production of refined cottonseed oil totaled 58,353,000 pounds in August 1983, according to the Bureau of the Census, up from 56,504,000 pounds in July. Consumption of both edible and inedible products totaled 53,565,000 pounds. Of the 53,274,000 pounds consumed in edible products, 11,476,000 pounds were used in baking and frying, 36,931,000 pounds in salad or cooking oil, and 3,899,000 pounds in margarine.

COTTONSEED AND COTTONSEED PRODUCT PRICES - DOLLARS PER TON

State	Prices paid growers at gins 1/		Oil mill prices 1/		Wholesale prices			
	Range	Average	Basis grade (100)	As is	41% Protein meal		Hulls	
					Bulk	Sacked	Bulk	Sacked
Alabama	100-170	152.10	165	-	245	275	95	130
Arizona								
Arkansas	144-180	159.90	180-200	-	218-230	248-265	60-90	90-110
California	160-170	166.50	160-170	190	205	-	60	-
Georgia	175-200	185.00	190	190	235	285	110	120
Louisiana	170-200	181.70	200	-	250-255	280-285	90-100	125
Mississippi	150-195	163.90	180-200	-	218-250	243-275	75-93	115-118
Missouri	150-180	164.70	200	-	218	248	60	90
New Mexico	150-180	163.80	150-175	-	235-250	253-272	80-85	130
North Carolina	150-190	164.90	190	-	255	280	85	110
Oklahoma	-	-	175	175	245-250	255-270	80-90	125
South Carolina	160-200	175.60	190-193	-	240-260	265-275	75-105	100-130
Tennessee	140-200	168.60	180-190	-	250	265-270	95-105	120-130
Texas	150-170	159.70	170-175	-	240-260	260-280	80-105	120-140

1/ Includes advances with final settlement at a later date.

UNITED STATES STANDARD GRADES FOR COTTONSEED, LOW, HIGH AND AVERAGE, BASED ON
 CERTIFICATES RECEIVED FROM LICENSED CHEMISTS DURING THE PERIOD ENDED
 October 26, 1983


State	Low	High	Average	State	Low	High	Average
<u>ALABAMA</u>				<u>NEW MEXICO</u>			
This report	88.0	99.5	94.5	This report	103.5	107.5	105.5*
Last report	88.0	99.5	95.0	Last report			
<u>ARIZONA</u>				<u>NORTH CAROLINA</u>			
This report				This report	89.5	101.5	97.5
Last report				Last report	94.5	105.0	98.0
<u>ARKANSAS</u>				<u>OKLAHOMA</u>			
This report	84.5	103.5	93.5	This report	90.5	101.5	95.5
Last report	86.0	103.5	94.5	Last report	85.0	108.0	96.0
<u>CALIFORNIA</u>				<u>SOUTH CAROLINA</u>			
This report				This report	87.5	103.0	97.5
Last report				Last report	92.0	101.5	97.5
<u>GEORGIA</u>				<u>TENNESSEE</u>			
This report	85.5	104.0	95.5	This report	88.5	101.5	93.5
Last report	90.0	102.5	97.0	Last report	90.5	102.0	94.5
<u>LOUISIANA</u>				<u>TEXAS</u>			
This report	86.5	101.5	94.5	This report	40.0	108.0	98.0
Last report	87.0	106.0	95.0	Last report	72.5	106.0	97.0
<u>MISSISSIPPI</u>				<u>UNITED STATES</u>			
This report	86.0	100.0	93.5	This report	40.0	108.0	95.0
Last report	83.0	101.0	94.0	Last report	72.5	108.0	95.0
<u>MISSOURI</u>				<u>CERTIFICATES RECEIVED</u>			
This report	86.5	101.5	93.0	This report		2,012	
Last report	92.5	102.0	97.0	Last report		2,519	

* Based on three or less certificates.

Cottonseed Review



UNITED STATES DEPARTMENT OF AGRICULTURE
 AGRICULTURAL MARKETING SERVICE
 COTTON DIVISION
 4841 SUMMER AVENUE, MEMPHIS, TENNESSEE 38122
 Telephone 901-521-2934



Vol. 48, No. 8

October 20, 1983

Cotton harvesting was hampered by light to heavy rain during the week ended October 19, according to the Cotton Division, Agricultural Marketing Service, USDA. Picking gained momentum in California and Arizona as fields dried. Cottonseed receipts at oil mills increased in some areas less affected by the weather, but slowed overall. Demand for cottonseed products continued good to strong. Competition for cottonseed was strong in some areas because of reduced acreage and low yields, and because of increasing demand for whole cottonseed by the dairy industry in the southeast and far west. Grade certificates received during the period totaled 2,519, compared to 1,688 a week earlier.

Oil mill prices for cottonseed ranged from \$165.00 to \$200.00 per ton, basis grade 100, and \$160.00 to \$200.00 per ton, as is. Grades ranged from 72.5 to 108.0. Growers received \$125.00 to \$205.00 per ton at the gin, with most prices falling into the \$150.00 to \$190.00 range.

United States oil mills produced 58.3 million pounds of crude cottonseed oil during August, according to the Bureau of the Census. This was up from 55.7 million pounds in July. Stocks of crude oil at mills totaled 14.5 million pounds at the end of August, compared to 20.9 million a month earlier. Cottonseed cake and meal production totaled 78,800 tons in August, almost unchanged from the July production. Oil mills had 129,900 tons of cake and meal on hand at the end of August, up from 125,800 tons at the end of July. Oil mills produced 43,000 tons of cottonseed hulls during August and had 45,000 tons on hand at the end of the month.

COTTONSEED AND COTTONSEED PRODUCT PRICES - DOLLARS PER TON

State	Prices paid growers at gins 1/		Oil mill prices 1/		Wholesale prices			
	Range	Average	Basis grade (100)	As is	41% Protein meal		Hulls	
					Bulk	Sacked	Bulk	Sacked
Alabama	140-175	153.80	165	-	250	275	90	115
Arizona								
Arkansas	125-180	155.80	180-200	-	218-230	248-260	60-80	90-110
California				160-200	205-212	-	60-75	-
Georgia	180-205	190.80	190	190	240	285	95	120
Louisiana	160-200	168.40	200	-	235-260	265-285	75-100	125
Mississippi	135-185	155.00	180-200	-	225-250	253-275	70-75	98-105
Missouri	145-180	161.20	200	-	218	248	60	90
New Mexico								
North Carolina	150-200	164.30	190	-	265	280	85	110
Oklahoma	165-175	167.50	175	-	245-250	265-270	80-90	125
South Carolina	160-200	176.30	190	-	240	265	75-80	100-105
Tennessee	140-190	162.30	180-190	-	260	265-280	85-90	110-115
Texas	150-175	160.40	170-175	-	240-260	260-280	70-105	120-140

1/ Includes advances with final settlement at a later date.

UNITED STATES STANDARD GRADES FOR COTTONSEED, LOW, HIGH AND AVERAGE, BASED ON
 CERTIFICATES RECEIVED FROM LICENSED CHEMISTS DURING THE PERIOD ENDED
 October 19, 1983

State	Low	High	Average	State	Low	High	Average
<u>ALABAMA</u>				<u>NEW MEXICO</u>			
This report	88.0	99.5	95.0	This report			
Last report	92.0	103.0	96.5	Last report			
<u>ARIZONA</u>				<u>NORTH CAROLINA</u>			
This report				This report	94.5	105.0	98.0
Last report				Last report	92.5	100.0	98.0
<u>ARKANSAS</u>				<u>OKLAHOMA</u>			
This report	86.0	103.5	94.5	This report	85.0	108.0	96.0
Last report	87.0	102.0	94.5	Last report	103.5	106.5	105.0*
<u>CALIFORNIA</u>				<u>SOUTH CAROLINA</u>			
This report				This report	92.0	101.5	97.5
Last report				Last report	97.5	103.5	100.5
<u>GEORGIA</u>				<u>TENNESSEE</u>			
This report	90.0	102.5	97.0	This report	90.5	102.0	94.5
Last report	88.0	103.0	95.5	Last report	88.5	104.5	96.5
<u>LOUISIANA</u>				<u>TEXAS</u>			
This report	87.0	106.0	95.0	This report	72.5	106.0	97.0
Last report	86.5	106.5	95.0	Last report	83.0	108.5	97.5
<u>MISSISSIPPI</u>				<u>UNITED STATES</u>			
This report	83.0	101.0	94.0	This report	72.5	108.0	95.0
Last report	88.0	101.5	94.5	Last report	83.0	108.5	95.5
<u>MISSOURI</u>				<u>CERTIFICATES RECEIVED</u>			
This report	92.5	102.0	97.0	This report	2,519		
Last report	91.0	102.5	96.5	Last report	1,688		

* Based on three or less certificates.

Cottonseed Review



UNITED STATES DEPARTMENT OF AGRICULTURE
 AGRICULTURAL MARKETING SERVICE
 COTTON DIVISION
 4841 SUMMER AVENUE, MEMPHIS, TENNESSEE 38122
 Telephone 901-521-2934

Vol. 48, No. 7

October 13, 1983

Cottonseed receipts at oil mills continued to increase during the week ended October 12, according to the Cotton Division, Agricultural Marketing Service, USDA. Cotton harvesting increased rapidly in southern states, reaching peak levels in some areas, until slowed by rains late in the period. Picking was delayed in California by light showers and in portions of Arizona by very heavy rain and flooding. Cottonseed grade certificates received during the week totaled 1,688, compared to 1,073 a week earlier.

Prices paid growers for cottonseed across the belt ranged from \$125.00 to \$200.00 per ton, as is. Oil mills paid ginners \$165.00 to \$190.00 per ton, basis grade 100. Cottonseed grades ranged from 83.0 to 108.5, and averaged 95.5. Meal and hull prices were steady with moderate to good demand.

Cottonseed production in 1983, based on a three year average lint-seed ratio, was forecast at 1,037 million tons as of October 1, 36 percent below last year's production of 4.744 million tons, according to the Crop Reporting Board, Statistical Reporting Service, USDA.

COTTONSEED AND COTTONSEED PRODUCT PRICES - DOLLARS PER TON

State	Prices paid growers at gins 1/		Oil mill prices 1/		Wholesale prices			
	Range	Average	Basis grade (100)	As is	41% Protein meal		Hulls	
					Bulk	Sacked	Bulk	Sacked
Alabama	145-165	155.00	165-180	-	225	265	85	110
Arizona								
Arkansas	125-190	157.90	180-190	-	220-230	250-260	60-80	90-100
California								
Georgia	190-200	195.00	190	190	230-235	285	85	120
Louisiana	160-175	169.30	165-180	-	225-250	265-275	75-85	110
Mississippi	150-190	162.70	165-190	-	215-250	230-275	50-70	80-85
Missouri	160-180	170.30	-	-	-	-	-	-
New Mexico								
North Carolina	150-195	165.70	190	-	255	280	80	105
Oklahoma								
South Carolina	170-200	176.40	190	-	240	265	70-80	100-105
Tennessee	140-180	163.30	165-190	-	230	255-260	75	100
Texas	150-175	156.10	170-175	-	240-255	260-280	70-90	120

1/ Includes advances with final settlement at a later date.


UNITED STATES STANDARD GRADES FOR COTTONSEED, LOW, HIGH AND AVERAGE, BASED ON
 CERTIFICATES RECEIVED FROM LICENSED CHEMISTS DURING THE PERIOD ENDED
 October 12, 1983

State	Low	High	Average	State	Low	High	Average
<u>ALABAMA</u>				<u>NEW MEXICO</u>			
This report	92.0	103.0	96.5	This report			
Last report	84.0	97.5	93.0	Last report			
<u>ARIZONA</u>				<u>NORTH CAROLINA</u>			
This report				This report	92.5	100.0	98.0
Last report				Last report	97.5	104.0	100.0*
<u>ARKANSAS</u>				<u>OKLAHOMA</u>			
This report	87.0	102.0	94.5	This report	103.5	106.5	105.0*
Last report	87.5	98.0	93.0	Last report			
<u>CALIFORNIA</u>				<u>SOUTH CAROLINA</u>			
This report				This report	97.5	103.5	100.5
Last report				Last report	97.5	105.0	101.0
<u>GEORGIA</u>				<u>TENNESSEE</u>			
This report	88.0	103.0	95.5	This report	88.5	104.5	96.5
Last report	93.5	99.0	96.5	Last report	89.5	101.5	96.0
<u>LOUISIANA</u>				<u>TEXAS</u>			
This report	86.5	106.5	95.0	This report	83.0	108.5	97.5
Last report	89.0	101.5	95.0	Last report	87.5	104.5	95.0
<u>MISSISSIPPI</u>				<u>UNITED STATES</u>			
This report	88.0	101.5	94.5	This report	83.0	108.5	95.5
Last report	85.0	101.5	94.0	Last report	84.0	105.0	95.0
<u>MISSOURI</u>				<u>CERTIFICATES RECEIVED</u>			
This report	91.0	102.5	96.5	This report		1,688	
Last report	91.5	99.5	96.0	Last report		1,073	

* Based on three or less certificates.

Cottonseed Review

UNITED STATES DEPARTMENT OF AGRICULTURE
 AGRICULTURAL MARKETING SERVICE
 COTTON DIVISION
 4841 SUMMER AVENUE, MEMPHIS, TENNESSEE 38122
 Telephone 901-521-2934



Vol. 48, No. 6

October 6, 1983

Harvesting and ginning gained momentum rapidly in southern states during the week ended October 5, according to the Cotton Division, Agricultural Marketing Service, USDA. Picking made good progress in central Texas but was just getting under way in western states. Cottonseed grade certificates received this week totaled 1,073, compared to 423 received last week.

Oil mill prices for cottonseed ranged from \$170.00 to \$225.00 per ton, basis grade 100, with strong demand for the lower-than-normal supplies. Grades ranged from 84.0 to 105.0. Growers received from \$140.00 to \$225.00 per ton at the gin.

Cottonseed receipts at oil mills totaled 137,000 tons during August, compared with 141,000 tons in August 1982 and 151,000 tons two years ago, according to the Bureau of the Census. Crushings during August totaled 167,000 tons, the smallest August since 1976 and down from 200,000 tons a year ago and 196,000 tons two years ago. Stocks of cottonseed at oil mills at the end of August totaled 341,000 tons. This was the smallest end-of-month stocks since August 1977. At the end of August last season, oil mills had 632,000 tons of cottonseed on hand and two years ago had 353,000 tons.

COTTONSEED AND COTTONSEED PRODUCT PRICES - DOLLARS PER TON

State	Prices paid growers at gins 1/		Oil mill prices 1/		Wholesale prices			
	Range	Average	Basis grade (100)	As is	41% Protein meal		Hulls	
					Bulk	Sacked	Bulk	Sacked
Alabama	145-165	151.00	180-185	-	230	-	73	-
Arizona								
Arkansas	144-200	160.70	180-190	-	220-230	250-260	60-80	90-100
California								
Georgia	180-225	210.00*	190-225	-	225-260	-	80-125	-
Louisiana								
Mississippi	145-175	156.70	180-192	-	210-225	235-255	50-60	80-85
Missouri	140-180	156.70	180	-	228	258	60	90
New Mexico								
North Carolina	150-175	155.00	190	-	255	280	80	105
Oklahoma								
South Carolina	165-200	179.00	185-190	-	230-240	255-265	75-90	110-115
Tennessee	140-180	164.00	180-200	-	225	250-260	75	100
Texas	150-185	161.15	170-175	-	240-255	260-280	70-90	120

1/ Includes advances with final settlement at a later date.

* Based on three or less reports.

UNITED STATES STANDARD GRADES FOR COTTONSEED, LOW, HIGH AND AVERAGE, BASED ON
 CERTIFICATES RECEIVED FROM LICENSED CHEMISTS DURING THE PERIOD ENDED
 October 5, 1983

State	Low	High	Average	State	Low	High	Average
<u>ALABAMA</u>				<u>NEW MEXICO</u>			
This report	84.0	97.5	93.0	This report			
Last report	95.0	95.0	95.0*	Last report			
<u>ARIZONA</u>				<u>NORTH CAROLINA</u>			
This report				This report	97.5	104.0	100.0*
Last report				Last report			
<u>ARKANSAS</u>				<u>OKLAHOMA</u>			
This report	87.5	98.0	93.0	This report			
Last report	88.0	100.5	93.0	Last report			
<u>CALIFORNIA</u>				<u>SOUTH CAROLINA</u>			
This report				This report	97.5	105.0	101.0
Last report				Last report	102.0	104.0	103.0*
<u>GEORGIA</u>				<u>TENNESSEE</u>			
This report	93.5	99.0	96.5	This report	89.5	101.5	96.0
Last report	95.5	107.0	101.5*	Last report	92.0	98.0	94.5
<u>LOUISIANA</u>				<u>TEXAS</u>			
This report	89.0	101.5	95.0	This report	87.5	104.5	95.0
Last report	92.0	98.0	94.0	Last report	78.0	105.5	94.5
<u>MISSISSIPPI</u>				<u>UNITED STATES</u>			
This report	85.0	101.5	94.0	This report	84.0	105.0	95.0
Last report	81.5	100.0	92.5	Last report	78.0	107.0	94.5
<u>MISSOURI</u>				<u>CERTIFICATES RECEIVED</u>			
This report	91.5	99.5	96.0	This report		1,073	
Last report	90.0	100.0	96.5	Last report		423	

* Based on three or less certificates.

Cottonseed Review

UNITED STATES DEPARTMENT OF AGRICULTURE
 AGRICULTURAL MARKETING SERVICE
 COTTON DIVISION
 4841 SUMMER AVENUE, MEMPHIS, TENNESSEE 38122
 Telephone 901-521-2934



Vol. 48, No. 5

September 29, 1983

Harvesting and ginning resumed in central Texas after recent rains but receipts of cottonseed at oil mills increased only slightly, according to the Cotton Division, Agricultural Marketing Service, USDA. Picking gained momentum slowly in southern states and oil mill receipts were light. Cottonseed grade certificates received this week totaled 423, up from 238 a week earlier.

Prices paid growers across the belt ranged from a low of \$132.00 per ton to a high of \$180.00 per ton. Oil mills paid ginner \$165.00 to \$175.00 per ton, basis grade 100. Grades ranged from 78.0 to 107.0 and averaged 94.5. Demand for cottonseed products continued good and prices for some products were slightly higher.

Production of refined cottonseed oil totaled 56,504,000 pounds in July 1983, according to the Bureau of the Census. This compares with 60,097,000 pounds in June. Consumption of both edible and inedible products totaled 55,995,000 pounds. Of the 54,215,000 pounds consumed in edible products, 13,390,000 pounds were used in baking or frying, 37,229,000 pounds in salad or cooking oil, and 2,194,000 pounds in margarine.

COTTONSEED AND COTTONSEED PRODUCT PRICES - DOLLARS PER TON

State	Prices paid growers at gins 1/		Oil mill prices 1/		Wholesale prices			
	Range	Average	Basis grade (100)	As is	41% Protein meal		Hulls	
					Bulk	Sacked	Bulk	Sacked
Alabama								
Arizona								
Arkansas	132-165	151.80	165	-	230	263	80	110
California								
Georgia								
Louisiana								
Mississippi	145	145.00	-	-	-	-	-	-
Missouri	149-165	154.50	-	-	-	-	-	-
New Mexico								
North Carolina								
Oklahoma								
South Carolina								
Tennessee	140-180	156.10	165	-	250	260-270	75	100
Texas	150-175	155.50	170-175	-	240-255	260-280	70-90	120

1/ Includes advances with final settlement at a later date.

UNITED STATES STANDARD GRADES FOR COTTONSEED, LOW, HIGH AND AVERAGE, BASED ON
 CERTIFICATES RECEIVED FROM LICENSED CHEMISTS DURING THE PERIOD ENDED
 September 28, 1983

State	Low	High	Average	State	Low	High	Average
<u>ALABAMA</u>				<u>NEW MEXICO</u>			
This report	95.0	95.0	95.0*	This report			
Last report	103.5	103.5	103.5*	Last report			
<u>ARIZONA</u>				<u>NORTH CAROLINA</u>			
This report				This report			
Last report				Last report			
<u>ARKANSAS</u>				<u>OKLAHOMA</u>			
This report	88.0	100.5	93.0	This report			
Last report	86.5	99.5	93.5	Last report			
<u>CALIFORNIA</u>				<u>SOUTH CAROLINA</u>			
This report				This report	102.0	104.0	103.0*
Last report				Last report	106.5	106.5	106.5*
<u>GEORGIA</u>				<u>TENNESSEE</u>			
This report	95.5	107.0	101.5*	This report	92.0	98.0	94.5
Last report				Last report	89.5	99.0	95.5
<u>LOUISIANA</u>				<u>TEXAS</u>			
This report	92.0	98.0	94.0	This report	78.0	105.5	94.5
Last report				Last report	76.0	105.0	94.5
<u>MISSISSIPPI</u>				<u>UNITED STATES</u>			
This report	81.5	100.0	92.5	This report	78.0	107.0	94.5
Last report				Last report	76.0	106.5	95.0
<u>MISSOURI</u>				<u>CERTIFICATES RECEIVED</u>			
This report	90.0	100.0	96.5	This report		423	
Last report	92.5	98.5	97.0	Last report		238	

* Based on three or less certificates.

Cottonseed Review



UNITED STATES DEPARTMENT OF AGRICULTURE
 AGRICULTURAL MARKETING SERVICE
 COTTON DIVISION
 4841 SUMMER AVENUE, MEMPHIS, TENNESSEE 38122
 Telephone 901-521-2934

Vol. 48, No. 4

September 22, 1983

Limited harvesting began in southern states during the week ended September 21, according to the Cotton Division, Agricultural Marketing Service, USDA. Receipts of cottonseed at southern oil mills was light. Cottonseed movement to Texas oil mills declined as harvesting was completed in south Texas and slowed by rain elsewhere. The number of cottonseed grade certificates received from licensed chemists fell to 238, compared with 391 received last week.

Oil mills in southern states paid gins \$165.00 to \$195.00 per ton for cottonseed, basis grade 100. In Texas, growers received \$142.00 to \$175.00 per ton, and mills paid gins \$170.00 to \$175.00 per ton, basis grade 100. Cottonseed grades in Texas ranged from 76.0 to 105.0, and averaged 94.5.

Cottonseed receipts at oil mills totaled 3,389,000 tons during the 1982-83 season. This was the smallest receipts for any season since 1975-76 and was down from 5,015,000 tons a year earlier and 3,415,000 tons two years ago. Oil mills crushed 3,800,000 tons of cottonseed in 1982-83, the smallest since 1976-77, down from 4,631,000 tons in 1981-82 and 4,076,000 tons in 1980-81. Oil mills had 371,000 tons of cottonseed on hand at the end of July, down from 781,000 tons a year earlier and 398,000 tons two years ago.

COTTONSEED AND COTTONSEED PRODUCT PRICES - DOLLARS PER TON

State	Prices paid growers at gins 1/		Oil mill prices 1/		Wholesale prices			
	Range	Average	Basis grade (100)	As is	41% Protein meal		Hulls	
					Bulk	Sacked	Bulk	Sacked
Alabama								
Arizona								
Arkansas			165		233	263		60
California								
Georgia								
Louisiana								
Mississippi								
Missouri			165		233	263		60
New Mexico								
North Carolina								
Ohio								
South Carolina								
Tennessee								
Texas	142-175	156.10	170-175	-	240-255	260-280	70-90	120

1/ Includes advances with final settlement at a later date.

UNITED STATES STANDARD GRADES FOR COTTONSEED, LOW, HIGH AND AVERAGE, BASED ON
 CERTIFICATES RECEIVED FROM LICENSED CHEMISTS DURING THE PERIOD ENDED
 September 21, 1983

State	Low	High	Average	State	Low	High	Average
<u>ALABAMA</u>				<u>NEW MEXICO</u>			
This report	103.5	103.5	103.5*	This report			
Last report				Last report			
<u>ARIZONA</u>				<u>NORTH CAROLINA</u>			
This report				This report			
Last report				Last report			
<u>ARKANSAS</u>				<u>OKLAHOMA</u>			
This report	86.5	99.5	93.5	This report			
Last report				Last report			
<u>CALIFORNIA</u>				<u>SOUTH CAROLINA</u>			
This report				This report	106.5	106.5	106.5
Last report				Last report			
<u>GEORGIA</u>				<u>TENNESSEE</u>			
This report				This report	89.5	99.0	95.5
Last report				Last report			
<u>LOUISIANA</u>				<u>TEXAS</u>			
This report				This report	76.0	105.0	94.5
Last report				Last report	85.0	108.5	96.0
<u>MISSISSIPPI</u>				<u>UNITED STATES</u>			
This report				This report	76.0	106.5	95.0
Last report				Last report	85.0	108.5	96.0
<u>MISSOURI</u>				<u>CERTIFICATES RECEIVED</u>			
This report	92.5	98.5	97.0	This report		238	
Last report				Last report		391	

* Based on three or less certificates.

Cottonseed Review

UNITED STATES DEPARTMENT OF AGRICULTURE
 AGRICULTURAL MARKETING SERVICE
 COTTON DIVISION
 4841 SUMMER AVENUE, MEMPHIS, TENNESSEE 38122
 Telephone 901-521-2934



TEXAS TECH
 Dept of Ag Eco

Vol. 48, No. 3

September 15, 1983

Cottonseed movement to central Texas oil mills declined during the week ended September 14, according to the Cotton Division, Agricultural Marketing Service, USDA. Rains halted harvesting in the Upper Coastal Bend area and slowed picking in the central Texas area. Receipts at south Texas mills continued to decline as ginning was virtually completed.

Prices paid Texas growers averaged higher and ranged from \$140.00 to \$170.00 per ton on an "as is" basis. Oil mills paid ginners \$170.00 to \$175.00 per ton, basis grade 100. Cottonseed grades ranged from 85.0 to 108.5 and averaged 96.0. Prices for 41 percent protein meal and bulk hulls were steady, but dropped for sacked hulls as demand slackened.

Cottonseed production in 1983, based on a three year average lint-seed ratio, was forecast at 3.12 million tons, 34 percent below last year's production, according to the Crop Reporting Board, Statistical Reporting Service, USDA.

COTTONSEED AND COTTONSEED PRODUCT PRICES - DOLLARS PER TON

State	Prices paid growers at gins 1/		Oil mill prices 1/		Wholesale price			
	Range	Average	Basis grade (100)	As is	41% Protein meal		Hulls	
					Bulk	Sacked	Bulk	Sacked
Alabama								
Arizona								
Arkansas								
California								
Georgia								
Louisiana								
Mississippi								
Missouri								
New Mexico								
North Carolina								
Oklahoma								
South Carolina								
Tennessee								
Texas	140-170	155.60	170-175	-	240-250	260-275	70-90	110

1/ Includes advances with final settlement at a later date.

UNITED STATES STANDARD GRADES FOR COTTONSEED, LOW, HIGH AND AVERAGE, BASED ON
 CERTIFICATES RECEIVED FROM LICENSED CHEMISTS DURING THE PERIOD ENDED
 September 14, 1983

State	Low	High	Average	State	Low	High	Average
-------	-----	------	---------	-------	-----	------	---------

ALABAMA

This report
 Last report

NEW MEXICO

This report
 Last report

ARIZONA

This report
 Last report

NORTH CAROLINA

This report
 Last report

ARKANSAS

This report
 Last report

OKLAHOMA

This report
 Last report

CALIFORNIA

This report
 Last report

SOUTH CAROLINA

This report
 Last report

GEORGIA

This report
 Last report

TENNESSEE

This report
 Last report

LOUISIANA

This report
 Last report

TEXAS

This report	85.0	108.5	96.0
Last report	86.0	112.0	98.5

MISSISSIPPI

This report
 Last report

UNITED STATES

This report	85.0	108.5	96.0
Last report	86.0	112.0	98.5

MISSOURI

This report
 Last report

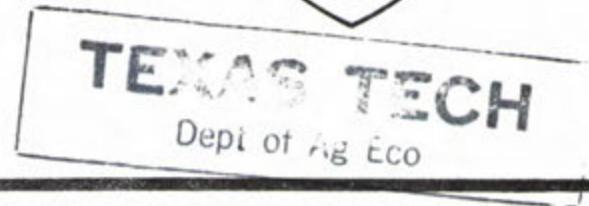
CERTIFICATES RECEIVED

This report	391
Last report	317

Cottonseed Review



UNITED STATES DEPARTMENT OF AGRICULTURE
 AGRICULTURAL MARKETING SERVICE
 COTTON DIVISION
 4841 SUMMER AVENUE, MEMPHIS, TENNESSEE 38122
 Telephone 901-521-2934



Vol. 48, No. 2

September 8, 1983

Harvesting was practically completed in south Texas and oil mill cottonseed receipts continued to decline. Seed began moving to mills in central Texas as the harvest slowly expanded. A total of 317 cottonseed grade certificates were received during the week.

Prices paid Texas growers for cottonseed ranged from \$140.00 to \$155.00 per ton on an "as is" basis. Oil mills paid ginner \$170.00 to \$175.00 per ton, basis grade 100. Cottonseed grades ranged from 86.0 to 112.0 and averaged 98.5. Wholesale prices in Texas for 41 percent protein meal varied from \$240.00 to \$250.00 per ton bulk and \$260.00 to \$275.00 per ton sacked. Bulk hulls traded at \$70.00 to \$90.00 per ton.

COTTONSEED AND COTTONSEED PRODUCT PRICES - DOLLARS PER TON

State	Prices paid growers at gins 1/		Oil mill prices 1/		Wholesale price			
	Range	Average	Basis grade (100)	As is	41% Protein meal		Hulls	
					Bulk	Sacked	Bulk	Sacked
Alabama								
Arizona								
Arkansas								
California								
Georgia								
Louisiana								
Mississippi								
Missouri								
New Mexico								
North Carolina								
Oklahoma								
South Carolina								
Tennessee								
Texas	140-155	147.90	170-175	-	240-250	260-275	70-90	120

1/ Includes advances with final settlement at a later date.

UNITED STATES STANDARD GRADES FOR COTTONSEED, LOW, HIGH AND AVERAGE, BASED ON
 CERTIFICATES RECEIVED FROM LICENSED CHEMISTS DURING THE PERIOD ENDED
 September 7, 1983

State	Low	High	Average	State	Low	High	Average
<u>ALABAMA</u>				<u>NEW MEXICO</u>			
This report				This report			
Last report				Last report			
<u>ARIZONA</u>				<u>NORTH CAROLINA</u>			
This report				This report			
Last report				Last report			
<u>ARKANSAS</u>				<u>OKLAHOMA</u>			
This report				This report			
Last report				Last report			
<u>CALIFORNIA</u>				<u>SOUTH CAROLINA</u>			
This report				This report			
Last report				Last report			
<u>GEORGIA</u>				<u>TENNESSEE</u>			
This report				This report			
Last report				Last report			
<u>LOUISIANA</u>				<u>TEXAS</u>			
This report				This report			
Last report				Last report			
<u>MISSISSIPPI</u>				<u>UNITED STATES</u>			
This report				This report			
Last report				Last report			
<u>MISSOURI</u>				<u>CERTIFICATES RECEIVED</u>			
This report				This report			
Last report				Last report			
				317			
				864			

Cottonseed Review



UNITED STATES DEPARTMENT OF AGRICULTURE
 AGRICULTURAL MARKETING SERVICE
 COTTON DIVISION
 4841 SUMMER AVENUE, MEMPHIS, TENNESSEE 38122
 Telephone 901-521-2934

Vol. 48, No. 1

September 1, 1983

Cottonseed movement to south Texas oil mills declined as harvesting reached final stages, according to the Cotton Division, Agricultural Marketing Service, USDA. Picking was 90 percent completed in the Harlingen and Corpus Christi areas and was just getting underway in the Waco area. This is the first Cottonseed Review for the 1983-84 season and will be followed with weekly issues during active cotton harvesting.

Cottonseed prices paid to Texas growers ranged from \$140.00 to \$160.00 per ton on an "as is" basis, up sharply from the \$70.00 to \$75.00 paid at the beginning of last season. Oil mills paid ginners \$170.00 per ton, basis grade 100. Cottonseed grades ranged from 83.5 to 112.5.

Wholesale cottonseed products prices are shown below for those states where price data was available.

COTTONSEED AND COTTONSEED PRODUCT PRICES - DOLLARS PER TON

State	Prices paid growers at gins 1/		Oil mill prices 1/		Wholesale price			
	Range	Average	Basis grade (100)	As is	41% Protein meal		Hulls	
					Bulk	Sacked	Bulk	Sacked
Alabama								
Arizona								
Arkansas								
California								
Georgia								
Louisiana								
Mississippi								
Missouri								
New Mexico								
North Carolina								
Oklahoma								
South Carolina								
Tennessee								
Texas	140-160	153.30	170		240	260	70	

1/ Includes advances with final settlement at a later date.

UNITED STATES STANDARD GRADES FOR COTTONSEED, LOW, HIGH AND AVERAGE, BASED ON
 CERTIFICATES RECEIVED FROM LICENSED CHEMISTS DURING THE PERIOD ENDED
 August 31, 1983

State	Low	High	Average	State	Low	High	Average
-------	-----	------	---------	-------	-----	------	---------

ALABAMA

This report
 Last report

ARIZONA

This report
 Last report

ARKANSAS

This report
 Last report

CALIFORNIA

This report
 Last report

GEORGIA

This report
 Last report

LOUISIANA

This report
 Last report

MISSISSIPPI

This report
 Last report

MISSOURI

This report
 Last report

NEW MEXICO

This report
 Last report

NORTH CAROLINA

This report
 Last report

OKLAHOMA

This report
 Last report

SOUTH CAROLINA

This report
 Last report

TENNESSEE

This report
 Last report

TEXAS

This report 83.5 112.5 100.0
 Last report

UNITED STATES

This report 83.5 112.5 100.0
 Last report