

Total Bales Produced in Active Gins for Entire High Plains Study Area

1960-1977

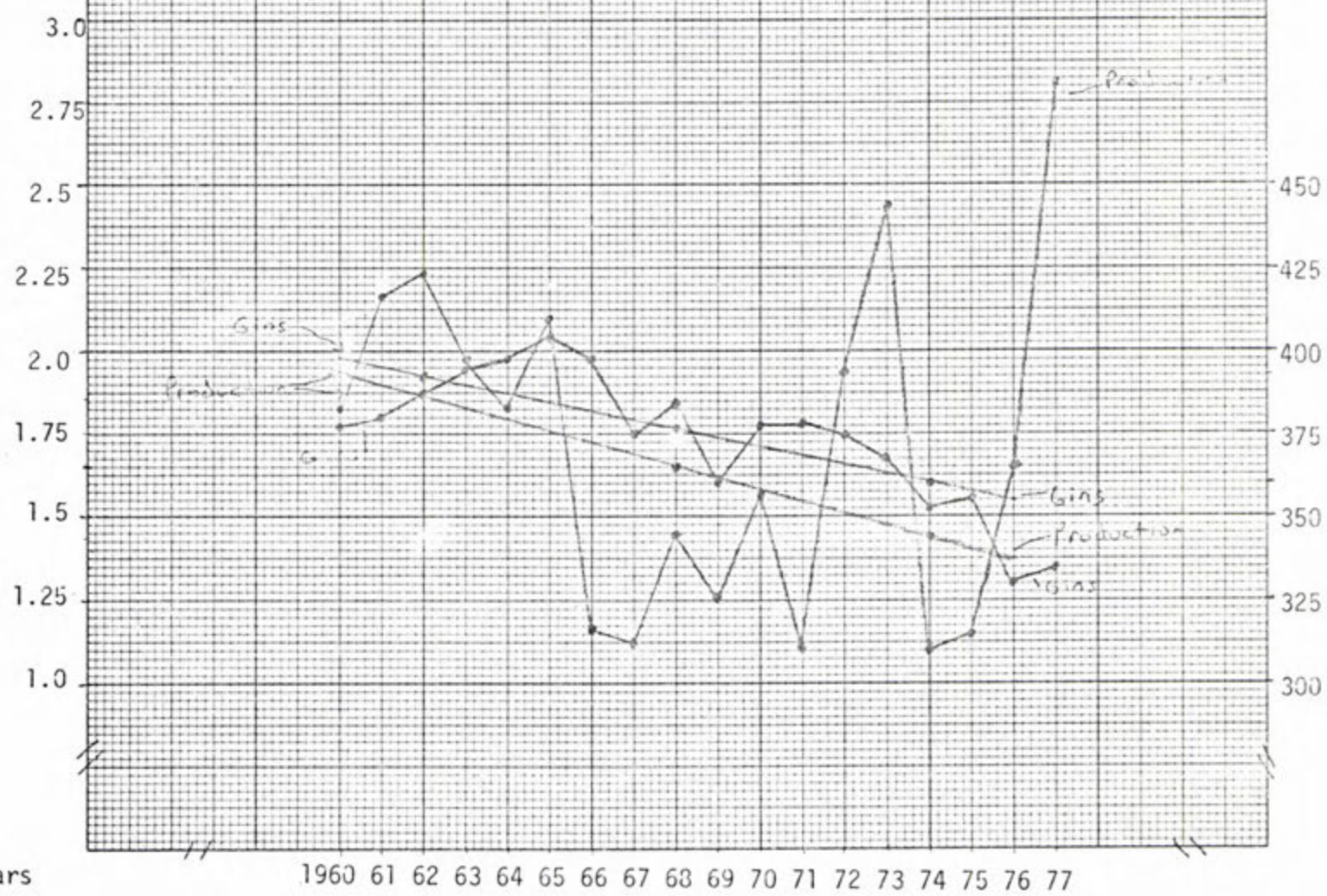
Mark Fowler

DIETZGEN CORPORATION
MADE IN U.S.A.

NO. 340-20 DIETZGEN GRAPH PAPER
20 X 20 PER INCH

Bales produced
(in millions)

Active
Gins



Years

1960 61 62 63 64 65 66 67 68 69 70 71 72 73 74 75 76 77

Total Bales Produced in Active Gins for Northern Counties (1960-77)

Bales Production
(in Thousands)

Active Gins

DIETZGEN CORPORATION
MADE IN U.S.A.

NO. 340-20 DIETZGEN GRAPH PAPER
20 X 20 PER INCH



Years

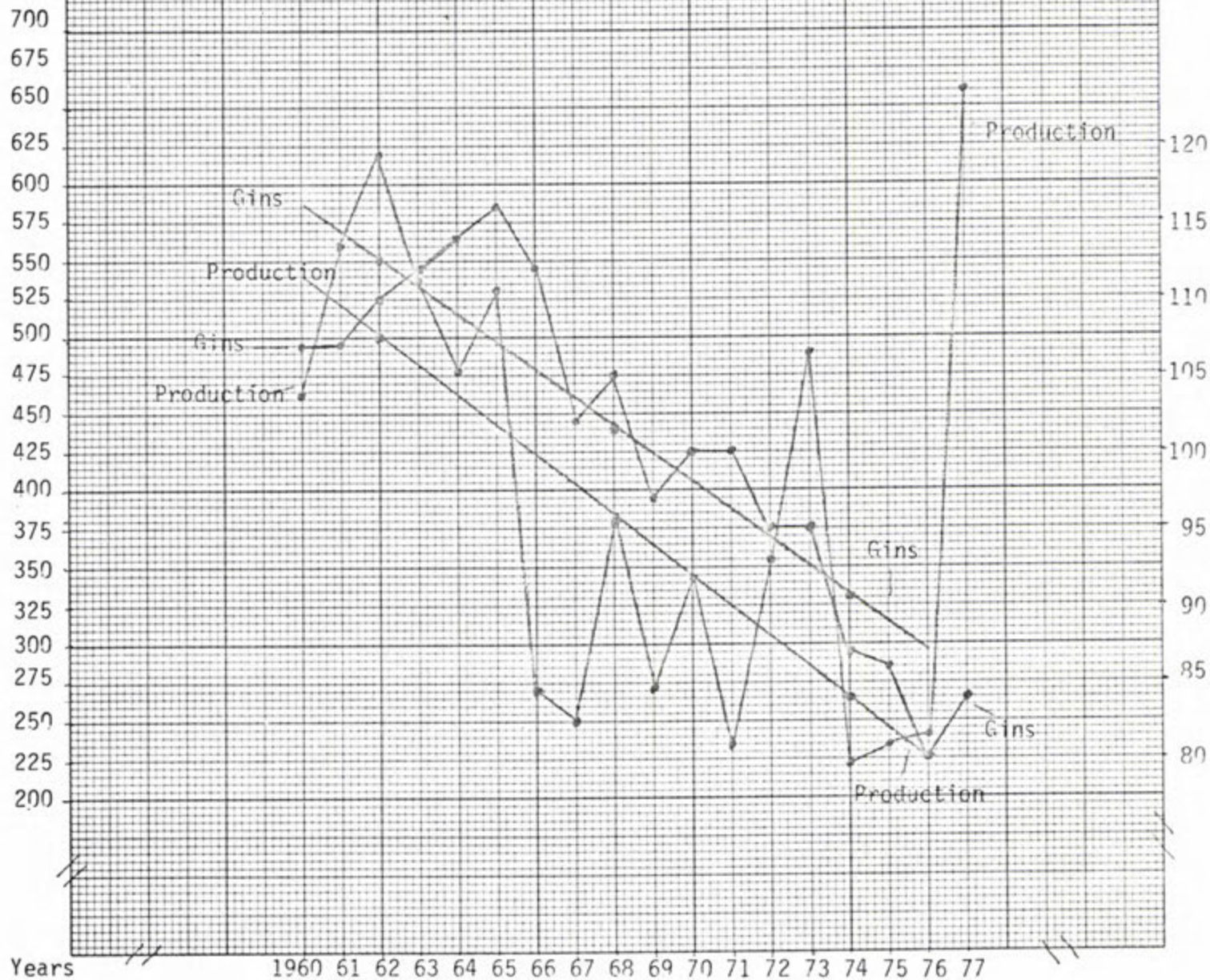
Total Bales Produced in Active Gins for Western Areas (1960-77)

Bales of Production
(in thousands)

Active Gins

DIETZGEN CORPORATION
MADE IN U.S.A.

NO. 340-20 DIETZGEN GRAPH PAPER
20 X 20 PER INCH



Years

1960 61 62 63 64 65 66 67 68 69 70 71 72 73 74 75 76 77

Total Bales Produced in Active Gins for Central Area

1960-1977

DIETZGEN CORPORATION
MADE IN U. S. A.

NO. 340-20 DIETZGEN GRAPH PAPER
20 X 20 PER INCH

Bales produced
(in thousands)

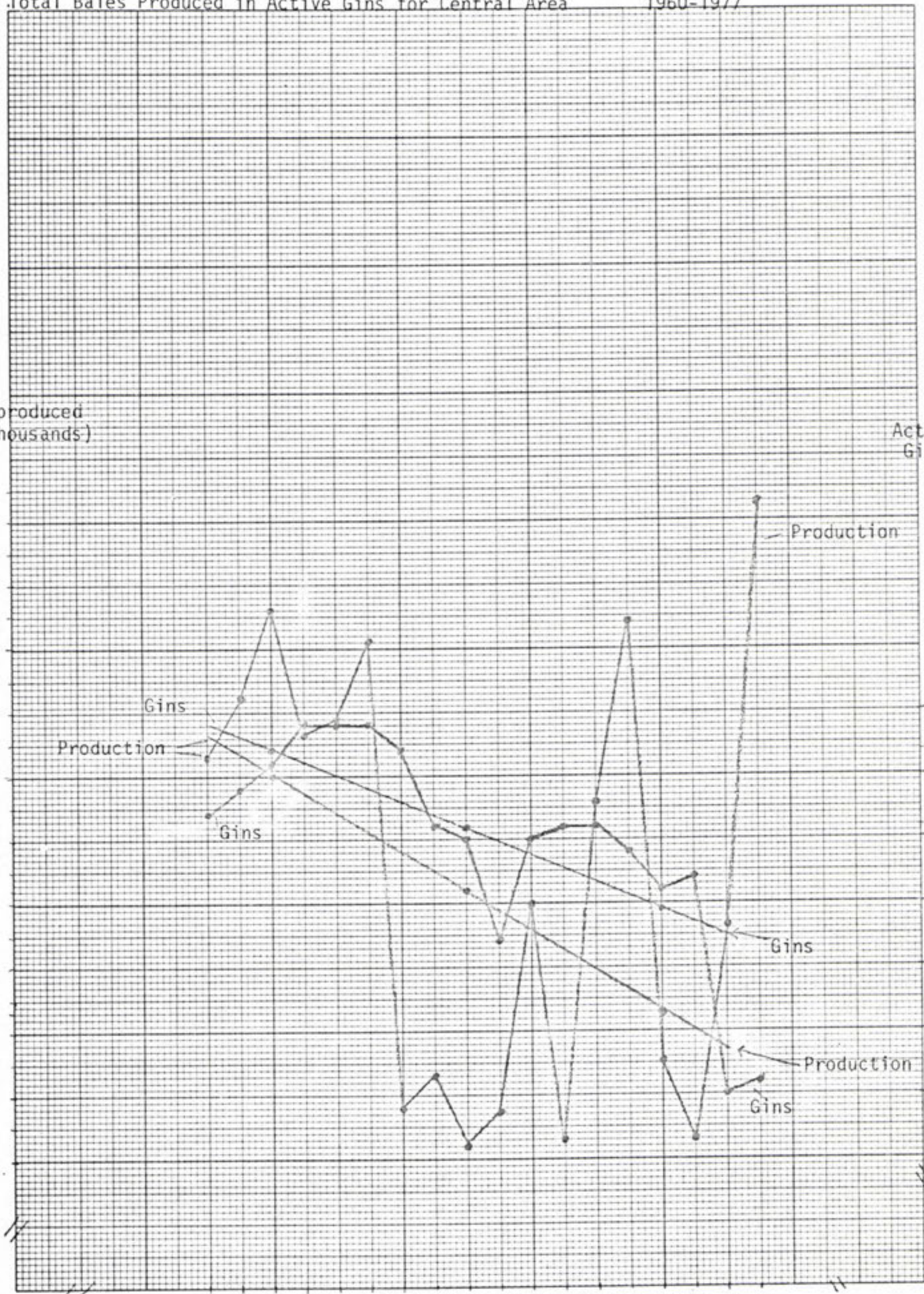
Active
Gins

900
875
850
825
800
775
750
725
700
675
650
625
600
575
550
525
500
475
450
425
400
375
350

130
125
120
100

Years

1960 61 62 63 64 65 66 67 68 69 70 71 72 73 74 75 76 77

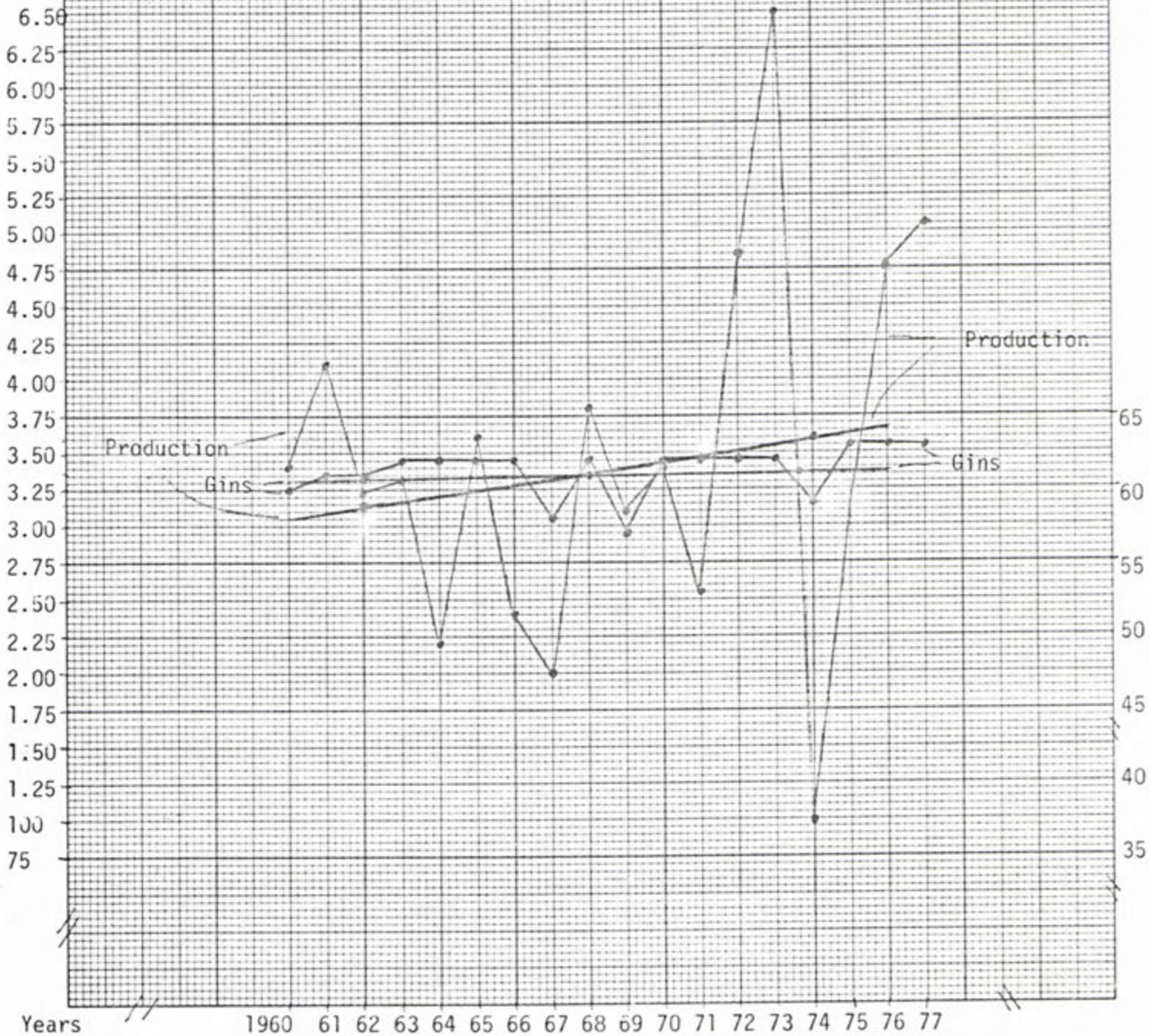


Total Bales Produced in Active Gins for Southern Area 1960-1977

DIETZGEN CORPORATION
MADE IN U.S.A.
NO. 340-20 DIETZGEN GRAPH PAPER
20 X 20 PER INCH

Bales produced
(in thousands)

Active
Gins



Years

1960 61 62 63 64 65 66 67 68 69 70 71 72 73 74 75 76 77

Total Bales Produced in Active Gins for Southwestern Study Area

1960-1977

DIETZGEN CORPORATION
MADE IN U.S.A.

NO. 340-20 DIETZGEN GRAPH PAPER
20 X 20 PER INCH

Bales Produced
(in thousands)

Active
Gins

Production

Gins

Production

Years

1960 61 62 63 64 65 66 67 68 69 70 71 72 73 74 75 76 77

