

Commodity Economics Division  
Economic Research Serv., USDA  
301 West Congress  
Tucson, Arizona 85701

# COTTON QUALITY

## CROP OF 1960



**UNITED STATES DEPARTMENT OF AGRICULTURE**  
**Agricultural Marketing Service    Cotton Division**  
**Memphis, Tennessee**

**Vol. 34 No. 10**

**August 1961**

CONTENTS

Table No.		Page No.
	Introduction . . . . .	3
	Distribution of Cotton Production: United States. . . . .	4
	United States tables:	
1	Grade and staple of upland cotton ginned in the United States, 1960-61 . . . . .	5
2	Grade and staple of upland cotton ginned in the United States, 1960-61 . . . . .	6
3	Grade and staple of American-Egyptian cotton ginned, by States and United States, 1960-61. . . . .	7
4	Grade and staple of upland cotton ginned in the United States, during specified periods, 1960-61 . . . . .	8
5	Grade and staple of American-Egyptian cotton ginned in the United States, during specified periods, 1960-61. . . . .	9
6	Grade index and average staple of upland cotton ginned in the United States, by States, crops of 1957-60 . . . . .	10
7	Preparation, grade reduction, and wasty upland cotton ginned in the United States, by States, 1960-61. . . . .	11
8	Tenderability of upland cotton ginned, by States, 1960-61. . . . .	12
9	Tenderability of upland cotton ginned in the United States, 1945-60. . . . .	12
	State tables, 1960-61 upland crop:	
10	Grade and staple of upland cotton ginned in Alabama. . . . .	13
11	Grade and staple of upland cotton ginned in Arizona. . . . .	14
12	Grade and staple of upland cotton ginned in Arkansas . . . . .	15
13	Grade and staple of upland cotton ginned in California . . . . .	16
14	Grade and staple of upland cotton ginned in Florida. . . . .	17
15	Grade and staple of upland cotton ginned in Georgia. . . . .	18
16	Grade and staple of upland cotton ginned in Illinois . . . . .	19
17	Grade and staple of upland cotton ginned in Kentucky . . . . .	20
18	Grade and staple of upland cotton ginned in Louisiana. . . . .	21
19	Grade and staple of upland cotton ginned in Mississippi. . . . .	22
20	Grade and staple of upland cotton ginned in Missouri . . . . .	23
21	Grade and staple of upland cotton ginned in Nevada . . . . .	24
22	Grade and staple of upland cotton ginned in New Mexico . . . . .	25
23	Grade and staple of upland cotton ginned in North Carolina . . . . .	26
24	Grade and staple of upland cotton ginned in Oklahoma . . . . .	27
25	Grade and staple of upland cotton ginned in South Carolina . . . . .	28
26	Grade and staple of upland cotton ginned in Tennessee. . . . .	29
27	Grade and staple of upland cotton ginned in Texas. . . . .	30
28	Grade and staple of upland cotton ginned in Virginia . . . . .	31
29	Grade and staple of upland cotton ginned, during specified periods, in Alabama and Arizona . . . . .	32
30	Grade and staple of upland cotton ginned, during specified periods, in Arkansas and California . . . . .	33
31	Grade and staple of upland cotton ginned, during specified periods, in Florida and Georgia . . . . .	34
32	Grade and staple of upland cotton ginned, during specified periods, in Illinois and Kentucky . . . . .	35
33	Grade and staple of upland cotton ginned, during specified periods, in Louisiana and Mississippi . . . . .	36
34	Grade and staple of upland cotton ginned, during specified periods, in Missouri and Nevada . . . . .	37
35	Grade and staple of upland cotton ginned, during specified periods, in New Mexico and North Carolina . . . . .	38
36	Grade and staple of upland cotton ginned, during specified periods, in Oklahoma and South Carolina . . . . .	39
37	Grade and staple of upland cotton ginned, during specified periods, in Tennessee and Texas . . . . .	40
38	Grade and staple of upland cotton ginned, during specified periods, in Virginia. . . . .	41
39	Grade and staple of upland cotton ginned, by districts, in Alabama and Arizona . . . . .	42
40	Grade and staple of upland cotton ginned, by districts, in Arkansas and California . . . . .	44
41	Grade and staple of upland cotton ginned, by districts, in Georgia and Louisiana . . . . .	46
42	Grade and staple of upland cotton ginned, by districts, in Mississippi and New Mexico. . . . .	48
43	Grade and staple of upland cotton ginned, by districts, in North Carolina and Oklahoma . . . . .	50
44	Grade and staple of upland cotton ginned, by districts, in South Carolina and Tennessee. . . . .	52
45	Grade and staple of upland cotton ginned, by districts, in Texas . . . . .	54

United States Department of Agriculture  
 Agricultural Marketing Service  
 Market News Section - Cotton Division  
 Box 8074 - Crosstown Station - Memphis 4, Tennessee

## Cotton Quality - United States

1960 Crop

### Introduction

The quality of cotton ginned in the United States from the 1960 crop is presented in this report. In previous years, quality data on the crop and the carry-over were combined in an annual bulletin titled "Cotton Quality Statistics - United States". This statistical report is being discontinued. One report will be issued covering the quality of cotton in the crop. A separate report will be issued covering quality data on the carry-over, crop, supply and disappearance.

Quality statistics on the 1960 crop for the major cotton-producing States are presented in three groups of tables in this report. The first group of tables contains cross-class tables on the grade and staple length of upland cotton ginned by states from the 1960 crop. The second group of tables contains grade and staple estimates for upland cotton ginned by specified periods. The third group contains grade and staple estimates of upland cotton ginned by districts. Estimates of the quality of 1960-61 ginnings are based on the classification of samples representing approximately 10 percent of the cotton crop. The sample distribution of the various qualities was raised to total ginnings as reported by the Bureau of the Census for upland and American-Egyptian cotton.

The report covering the qualities of cotton in the carry-over will contain grade and staple estimates of cotton on hand on August 1, 1961, by principal types of storage. Data on the crop, supply and disappearance of upland cotton by qualities for the 1960-61 season, and comparative data for preceding years will be included in the report.

\*\*\*\*\*

Quality estimates presented herein indicate that the 1960 crop of upland cotton averaged lower in grade, measured by the grade index, than any crop since 1957. The average staple length of the crop was the longest on record.

The 1960 grade index was 95.4 (Middling White equals 100). This compares with the index of 95.8 for the 1959 crop and 96.7 for 1958. The grade index was lower in all states except Arizona, Georgia, North Carolina, South Carolina and Virginia.

Upland cotton ginned from the 1960 crop contained the smallest proportion of Strict Middling and higher grades of any crop since 1955. The proportion of Middling was the smallest since 1957. White grades below Middling comprised a slightly smaller proportion of total ginnings but the proportion of Colored grades was up somewhat from the preceding season.

The average staple length of upland cotton ginned from the 1960 crop was 32.9 thirty-seconds inches. This compares with 32.8 thirty-seconds in the two preceding seasons. Cotton stapling 29/32" and shorter comprised the smallest proportion of total ginnings for any crop on record.

American-Egyptian cotton ginned from the 1960 crop contained smaller proportions of higher grades than a year earlier. The proportion of cotton in the longer lengths was somewhat smaller than in the previous season.

Cotton ginned from the 1960 crop totaled 14,265,000 bales, according to the Bureau of the Census. This compares with 14,515,000 bales a year earlier and 11,435,000 two years ago.

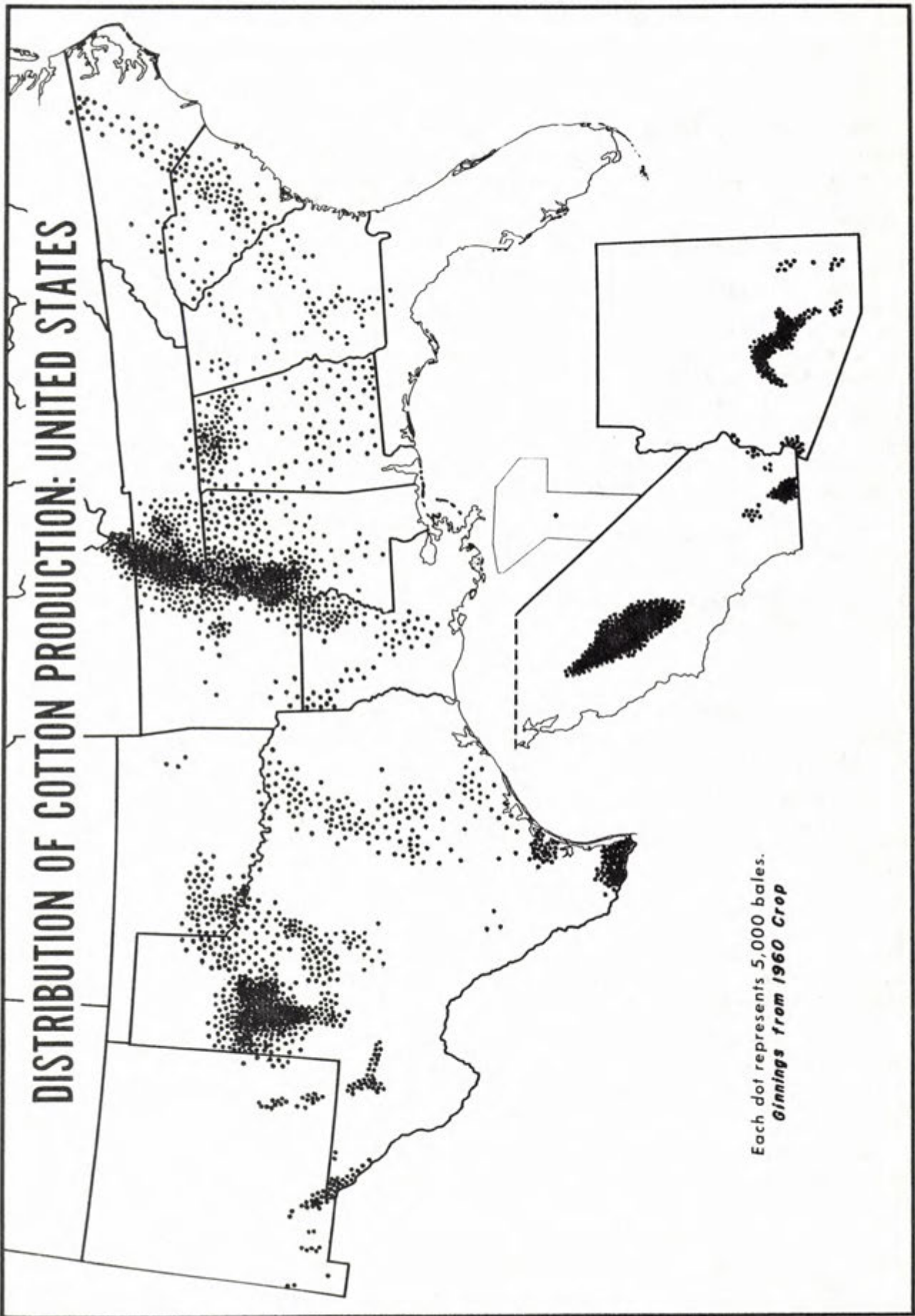




Table 2. -- Grade and staple of upland cotton ginned in the United States, 1960-61

Grade	13/16 inch and shorter		7/8 inch		29/32 inch		15/16 inch		31/32 inch		1 inch		1-1/32 inches		1-1/16 inches		1-3/32 inches		1-1/8 inches		1-5/32 inches		1-3/16 inches		1-7/32 inches		1-1/4 inches and longer		All staples		
	Percent	Percent	Percent	Percent	Percent	Percent	Percent	Percent	Percent	Percent	Percent	Percent	Percent	Percent	Percent	Percent	Percent	Percent	Percent	Percent	Percent	Percent	Percent	Percent	Percent	Percent	Percent	Percent	Percent	Percent	
White:																															
G.M.	0.5	2.1	2.0	2.4	4.2	6.4	0.1	0.1	0.1	0.4	0.4	0.4	3.3	7.6	7.4	1.3	1.3	1.3	1.3	7.4	7.6	7.6	7.4	7.4	1.3	1.3	0.9	0.3	0.3		
S.M.	2.3	2.1	2.0	2.4	4.2	6.4	0.1	0.1	0.1	0.4	0.4	0.4	3.3	7.6	7.4	1.3	1.3	1.3	1.3	7.4	7.6	7.6	7.4	7.4	1.3	1.3	0.9	0.3	0.3		
M+	-	-	-	-	-	-	-	-	-	-	-	-	-	-	-	-	-	-	-	-	-	-	-	-	-	-	-	-	-	-	
M.	9.4	4.9	3.4	4.6	9.5	14.8	14.8	4.6	9.5	14.8	14.8	14.8	14.8	14.8	14.8	14.8	14.8	14.8	14.8	14.8	14.8	14.8	14.8	14.8	14.8	14.8	14.8	14.8	14.8	14.8	
S.L.M.+	5	1	1	1	1	1	1	1	1	1	1	1	1	1	1	1	1	1	1	1	1	1	1	1	1	1	1	1	1	1	
S.L.M.	1.0	3.1	3.7	6.7	11.8	16.9	16.9	6.7	11.8	16.9	16.9	16.9	16.9	16.9	16.9	16.9	16.9	16.9	16.9	16.9	16.9	16.9	16.9	16.9	16.9	16.9	16.9	16.9	16.9	16.9	
L.M.+	-	2	3	5	9	16	16	5	9	16	16	16	16	16	16	16	16	16	16	16	16	16	16	16	16	16	16	16	16	16	
L.M.	7	9	13	18	38	50	50	18	38	50	50	50	50	50	50	50	50	50	50	50	50	50	50	50	50	50	50	50	50	50	
S.G.O.+	-	1	1	1	1	1	1	1	1	1	1	1	1	1	1	1	1	1	1	1	1	1	1	1	1	1	1	1	1	1	
S.G.O.	2	2	2	4	8	15	15	4	8	15	15	15	15	15	15	15	15	15	15	15	15	15	15	15	15	15	15	15	15	15	
G.O.+	-	-	-	-	-	-	-	-	-	-	-	-	-	-	-	-	-	-	-	-	-	-	-	-	-	-	-	-	-	-	-
G.O.	2	2	2	4	8	15	15	4	8	15	15	15	15	15	15	15	15	15	15	15	15	15	15	15	15	15	15	15	15	15	
Total	14.6	11.8	11.1	16.8	31.7	55.1	55.1	16.8	31.7	55.1	55.1	55.1	55.1	55.1	55.1	55.1	55.1	55.1	55.1	55.1	55.1	55.1	55.1	55.1	55.1	55.1	55.1	55.1	55.1	55.1	
Light Spotted:																															
G.M.	6	1	1	1	1	1	1	1	1	1	1	1	1	1	1	1	1	1	1	1	1	1	1	1	1	1	1	1	1	1	
S.M.	11.9	8.4	6.7	7.3	8.2	5.1	5.1	7.3	8.2	8.2	8.2	8.2	8.2	8.2	8.2	8.2	8.2	8.2	8.2	8.2	8.2	8.2	8.2	8.2	8.2	8.2	8.2	8.2	8.2	8.2	
M.	15.8	26.7	29.5	35.5	33.7	13.9	13.9	35.5	33.7	33.7	33.7	33.7	33.7	33.7	33.7	33.7	33.7	33.7	33.7	33.7	33.7	33.7	33.7	33.7	33.7	33.7	33.7	33.7	33.7	33.7	
S.L.M.	21.4	20.5	23.6	23.3	17.8	12.1	12.1	23.3	17.8	17.8	17.8	17.8	17.8	17.8	17.8	17.8	17.8	17.8	17.8	17.8	17.8	17.8	17.8	17.8	17.8	17.8	17.8	17.8	17.8	17.8	
L.M.	7.6	4.1	3.9	2.8	2.5	5.4	5.4	2.8	2.5	2.5	2.5	2.5	2.5	2.5	2.5	2.5	2.5	2.5	2.5	2.5	2.5	2.5	2.5	2.5	2.5	2.5	2.5	2.5	2.5	2.5	
Total	57.3	59.8	63.8	69.0	62.3	36.5	36.5	69.0	62.3	62.3	62.3	62.3	62.3	62.3	62.3	62.3	62.3	62.3	62.3	62.3	62.3	62.3	62.3	62.3	62.3	62.3	62.3	62.3	62.3	62.3	
Spotted:																															
All grades	14.2	16.0	17.8	10.5	3.5	2.6	2.6	10.5	3.5	3.5	3.5	3.5	3.5	3.5	3.5	3.5	3.5	3.5	3.5	3.5	3.5	3.5	3.5	3.5	3.5	3.5	3.5	3.5	3.5	3.5	
Tinged:																															
All grades	4.4	7.1	5.6	2.3	.2	.2	.2	2.3	.2	.2	.2	.2	.2	.2	.2	.2	.2	.2	.2	.2	.2	.2	.2	.2	.2	.2	.2	.2	.2	.2	
Yellow Stained:																															
All grades	.4	1.0	.4	.1	*	*	*	.1	*	*	*	*	*	*	*	*	*	*	*	*	*	*	*	*	*	*	*	*	*	*	*
Light Gray:																															
All grades	-	.7	.4	.6	1.3	3.9	3.9	.6	1.3	4.4	4.4	4.4	4.4	4.4	4.4	4.4	4.4	4.4	4.4	4.4	4.4	4.4	4.4	4.4	4.4	4.4	4.4	4.4	4.4	4.4	
Gray:																															
All grades	3.0	.4	.1	.2	.2	.5	.5	.2	.2	.3	.3	.3	.3	.3	.3	.3	.3	.3	.3	.3	.3	.3	.3	.3	.3	.3	.3	.3	.3	.3	
Below Grade:																															
All grades	5.9	3.1	.8	.5	.7	1.2	1.2	.5	.7	.7	.7	.7	.7	.7	.7	.7	.7	.7	.7	.7	.7	.7	.7	.7	.7	.7	.7	.7	.7	.7	
All grades	100.0	100.0	100.0	100.0	100.0	100.0	100.0	100.0	100.0	100.0	100.0	100.0	100.0	100.0	100.0	100.0	100.0	100.0	100.0	100.0	100.0	100.0	100.0	100.0	100.0	100.0	100.0	100.0	100.0	100.0	

\* Less than 0.05 percent.

Table 3. -- Grade and staple of American-Egyptian cotton ginned by States and United States, 1960-61

Grade	Production							Percentages						
	1-9/32 inches and shorter	1-5/16 and 1-11/32 inches	1-3/8 and 1-13/32 inches	1-7/16 and 1-15/32 inches	1-1/2 and 1-17/32 inches	1-9/16 and longer	All staples	1-9/32 inches and shorter	1-5/16 and 1-11/32 inches	1-3/8 and 1-13/32 inches	1-7/16 and 1-15/32 inches	1-1/2 and 1-17/32 inches	1-9/16 inches and longer	All staples
	Bales	Bales	Bales	Bales	Bales	Bales	Bales	Percent	Percent	Percent	Percent	Percent	Percent	Percent
<b>ARIZONA</b>														
1	-	-	61	61	-	-	122	-	-	0.5	0.3	-	-	0.4
2	-	2	965	4,040	1	-	5,008	-	0.8	7.3	22.7	100.0	-	16.0
3	-	-	5,962	10,816	-	-	16,778	-	-	45.2	60.8	-	-	53.6
4	-	-	4,364	2,604	-	-	6,968	-	-	33.2	14.6	-	-	22.3
5	-	1	1,393	240	-	-	1,634	-	.4	10.6	1.3	-	-	5.2
6	3	1	204	21	-	-	229	4.6	.4	1.6	.1	-	-	.7
7	16	14	75	6	-	-	111	24.6	5.5	.6	*	-	-	.4
8	2	52	90	-	-	-	144	3.1	20.3	.7	-	-	-	.5
9	10	77	28	-	-	-	115	15.4	30.1	.2	-	-	-	.4
10	34	109	10	-	-	-	153	52.3	42.5	.1	-	-	-	.5
All grades	65	256	13,152	17,788	1	-	1/31,262	100.0	100.0	100.0	100.0	100.0	-	100.0
<b>NEW MEXICO</b>														
1	-	-	-	11	1	-	12	-	-	-	0.2	3.6	-	0.1
2	-	4	438	2,030	14	-	2,486	-	12.9	20.7	34.0	50.0	-	30.5
3	-	5	952	2,909	3	-	3,859	-	16.1	45.1	48.7	10.7	-	47.5
4	-	11	574	845	7	-	1,437	-	35.5	27.2	14.1	25.0	-	17.6
5	-	10	117	170	3	-	300	-	32.3	5.5	2.8	10.7	-	3.7
6	-	1	10	6	-	-	17	-	3.2	.5	.3	-	-	.2
7	-	-	11	1	-	-	12	-	-	.5	*	-	-	.1
8	-	-	3	-	-	-	3	-	-	.1	-	-	-	*
9	-	-	6	-	-	-	6	-	-	.3	-	-	-	.1
10	-	-	2	-	-	-	2	-	-	.1	-	-	-	*
All grades	-	31	2,113	5,972	28	-	1/8,144	-	100.0	100.0	100.0	100.0	-	100.0
<b>TEXAS</b>														
1	-	-	2	34	-	-	36	-	-	*	0.2	-	-	0.1
2	-	-	597	3,870	-	-	4,467	-	-	5.6	25.2	-	-	16.8
3	-	10	3,683	8,309	-	-	12,002	-	1.8	34.8	54.2	-	-	45.1
4	-	72	3,953	2,678	-	-	6,703	-	13.0	37.3	17.5	-	-	25.3
5	2	195	1,773	434	-	-	2,404	3.4	35.3	16.7	2.8	-	-	9.1
6	5	112	376	14	-	-	507	8.6	20.3	3.6	.1	-	-	1.9
7	6	60	114	5	-	-	185	10.3	10.8	1.1	*	-	-	.7
8	9	40	47	-	-	-	96	15.5	7.2	.4	-	-	-	.4
9	12	34	28	-	-	-	74	20.7	6.1	.3	-	-	-	.3
10	24	30	17	-	-	-	71	41.4	5.4	.2	-	-	-	.3
All grades	58	553	10,590	15,344	-	-	1/26,545	100.0	100.0	100.0	100.0	-	-	100.0
<b>UNITED STATES</b>														
1	-	-	63	106	1	-	170	-	-	0.2	0.3	3.4	-	0.3
2	-	6	2,000	9,940	15	-	11,961	-	0.7	7.7	25.4	51.7	-	18.1
3	-	15	10,597	22,034	3	-	32,649	-	1.8	41.0	56.3	10.3	-	49.5
4	-	83	8,891	6,127	7	-	15,108	-	9.9	34.4	15.7	24.1	-	22.9
5	2	206	3,283	844	3	-	4,338	1.6	24.5	12.7	2.2	10.3	-	6.6
6	8	114	590	41	-	-	753	6.5	13.6	2.3	.1	-	-	1.1
7	22	74	200	12	-	-	308	17.8	8.8	.8	*	-	-	.5
8	11	92	140	-	-	-	243	8.9	11.0	.5	-	-	-	.4
9	22	111	62	-	-	-	195	17.9	13.2	.2	-	-	-	.3
10	58	139	29	-	-	-	226	47.2	16.5	.1	-	-	-	.3
All grades	123	840	25,855	39,104	29	-	1/65,951	100.0	100.0	100.0	100.0	100.0	-	100.0

1/ As reported by the Bureau of the Census, running bales.  
\* Less than 0.05 percent.

Table 4. -- Grade and staple of upland cotton ginned in the United States, during specified periods, 1960-61

Grade and staple	Prior to Sept. 1	September	October	November	After Nov. 30	Total Crop	Prior to Sept. 1	September	October	November	After Nov. 30	Total Crop
Grade	Bales	Bales	Bales	Bales	Bales	Bales	Percent	Percent	Percent	Percent	Percent	Percent
<b>White:</b>												
G.M. . . . .	2,449	8,100	23,513	4,684	73	38,819	0.3	0.3	0.5	0.1	*	0.3
S.M. . . . .	138,075	436,801	384,245	91,842	8,984	1,059,947	16.9	15.3	8.1	2.2	0.5	7.5
M+. . . . .	10,919	59,068	93,214	22,387	2,222	187,810	1.3	2.1	2.0	.5	.1	1.3
M. . . . .	292,741	1,183,780	1,466,532	652,541	125,848	3,721,442	35.6	41.3	30.9	15.8	7.5	26.0
S.L.M+. . . . .	21,672	89,467	220,657	119,135	25,025	475,956	2.6	3.1	4.7	2.9	1.5	3.4
S.L.M. . . . .	133,118	432,122	1,252,839	1,073,974	262,565	3,154,618	16.3	15.1	26.5	26.1	15.7	22.1
L.M+. . . . .	11,144	39,527	105,689	96,348	27,945	280,653	1.4	1.4	2.2	2.3	1.7	2.0
L.M. . . . .	67,690	86,465	249,908	294,233	149,090	847,386	8.3	3.0	5.3	7.1	8.9	6.0
S.G.O+. . . . .	1,281	1,885	4,371	6,575	7,661	21,773	.2	.1	.1	.2	.5	.2
S.G.O. . . . .	7,453	11,212	19,294	24,907	45,453	108,319	.9	.4	.4	.6	2.7	.8
G.O+. . . . .	126	69	165	327	447	1,134	*	*	*	*	*	*
G.O. . . . .	796	1,833	1,809	2,380	8,909	15,727	.1	.1	*	.1	.5	.1
<b>Total</b>	<b>687,464</b>	<b>2,350,329</b>	<b>3,822,236</b>	<b>2,389,333</b>	<b>664,222</b>	<b>9,913,584</b>	<b>83.9</b>	<b>82.2</b>	<b>80.7</b>	<b>57.9</b>	<b>39.6</b>	<b>69.7</b>
<b>Light Spotted:</b>												
G.M. . . . .	98	441	2,907	739	87	4,272	*	*	.1	*	*	*
S.M. . . . .	19,762	117,903	177,764	90,332	10,977	416,738	2.4	4.1	3.8	2.2	.7	2.9
M. . . . .	40,313	233,597	331,403	832,847	210,922	1,649,082	4.9	8.2	7.0	20.2	12.7	11.6
S.L.M. . . . .	32,532	91,685	253,451	518,988	244,260	1,142,916	4.0	3.2	5.4	12.6	14.7	8.0
L.M. . . . .	6,959	15,865	54,718	67,789	78,236	223,567	.8	.6	1.2	1.6	4.7	1.6
<b>Total</b>	<b>99,664</b>	<b>459,491</b>	<b>822,243</b>	<b>1,510,695</b>	<b>544,482</b>	<b>3,436,575</b>	<b>12.1</b>	<b>16.1</b>	<b>17.5</b>	<b>36.6</b>	<b>32.8</b>	<b>24.1</b>
<b>Spotted:</b>												
All grades . .	1,472	4,772	12,686	91,694	222,768	333,392	.2	.2	.3	2.2	13.3	2.5
<b>Tinged:</b>												
All grades . .	75	114	274	4,987	60,551	66,001	*	*	*	.1	3.6	.5
<b>Yellow Stained:</b>												
All grades . .	-	-	-	38	3,117	3,155	-	-	-	*	.2	*
<b>Light Gray:</b>												
All grades . .	26,494	36,671	68,557	117,823	131,269	380,814	3.3	1.3	1.4	2.9	8.0	2.7
<b>Gray:</b>												
All grades . .	3,637	5,543	1,748	3,311	14,419	28,658	.5	.2	*	*	.9	.2
<b>Below Grade. . .</b>												
	163	1,260	5,442	3,708	26,335	36,908	*	*	.1	.1	1.6	.3
<b>All grades . . .</b>	<b>818,969</b>	<b>2,858,180</b>	<b>4,733,186</b>	<b>4,121,589</b>	<b>1,667,163</b>	<b>1/14,199,087</b>	<b>100.0</b>	<b>100.0</b>	<b>100.0</b>	<b>100.0</b>	<b>100.0</b>	<b>100.0</b>
<b>Grade index. . .</b>	<b>96.9</b>	<b>98.1</b>	<b>96.4</b>	<b>94.2</b>	<b>89.8</b>	<b>95.4</b>	<b>-</b>	<b>-</b>	<b>-</b>	<b>-</b>	<b>-</b>	<b>-</b>
<b>Staple (inches)</b>												
13/16 and shorter	326	535	130	616	301	1,908	*	*	*	*	*	*
7/8. . . . .	2,881	6,104	2,923	11,392	7,575	30,875	0.4	0.2	0.1	0.3	0.5	0.2
29/32. . . . .	8,810	41,708	34,369	116,602	107,940	309,429	1.1	1.5	.7	2.8	6.5	2.2
15/16. . . . .	45,716	226,200	213,904	732,671	436,246	1,654,737	5.6	7.9	4.5	17.8	26.2	11.7
31/32. . . . .	99,284	185,973	235,385	706,598	148,742	1,375,982	12.1	6.5	5.0	17.1	8.9	9.7
1. . . . .	136,391	175,083	226,799	314,159	175,769	1,028,201	16.7	6.1	4.8	7.6	10.5	7.2
1-1/32. . . . .	251,820	766,163	925,975	783,256	339,767	3,066,981	30.7	26.8	19.6	19.0	20.4	21.6
1-1/16. . . . .	244,923	1,263,454	2,345,179	1,082,114	391,970	5,327,640	29.9	44.2	49.5	26.3	23.5	37.5
1-3/32. . . . .	26,725	133,675	497,504	186,444	50,256	894,604	3.3	4.7	10.5	4.5	3.0	6.3
1-1/8. . . . .	1,503	37,128	133,085	146,663	7,588	325,967	.2	1.3	2.8	3.6	.5	2.3
1-5/32. . . . .	259	21,739	115,043	39,615	285	176,941	*	.8	2.4	1.0	*	1.2
1-3/16. . . . .	141	325	1,542	488	116	2,612	*	*	*	*	*	*
1-7/32. . . . .	143	24	261	468	37	933	*	*	*	*	*	*
1-1/4 and longer	47	69	1,087	503	571	2,277	*	*	*	*	*	*
<b>All staples. . .</b>	<b>818,969</b>	<b>2,858,180</b>	<b>4,733,186</b>	<b>4,121,589</b>	<b>1,667,163</b>	<b>1/14,199,087</b>	<b>100.0</b>	<b>100.0</b>	<b>100.0</b>	<b>100.0</b>	<b>100.0</b>	<b>100.0</b>
<b>Average staple (32nd inches)</b>	<b>32.7</b>	<b>33.1</b>	<b>33.6</b>	<b>32.4</b>	<b>32.0</b>	<b>32.9</b>	<b>-</b>	<b>-</b>	<b>-</b>	<b>-</b>	<b>-</b>	<b>-</b>

1/ As reported by the Bureau of the Census, running bales.  
 \* Less than 0.05 percent.



Table 5. -- Grade and staple of American-Egyptian cotton ginned in the United States, during specified periods, 1960-61

Grade and staple	Ginnings					
	Prior to Sept. 1	September	October	November	After Nov. 30	Total Crop
<u>Grade</u>	<u>Bales</u>	<u>Bales</u>	<u>Bales</u>	<u>Bales</u>	<u>Bales</u>	<u>Bales</u>
1 . . . . .	-	3	91	74	2	170
2 . . . . .	-	31	3,450	6,741	1,739	11,961
3 . . . . .	-	42	4,033	19,084	9,490	32,649
4 . . . . .	-	8	1,575	7,159	6,366	15,108
5 . . . . .	-	3	633	1,167	2,535	4,338
6 . . . . .	-	-	76	122	555	753
7 . . . . .	-	3	7	17	281	308
8 . . . . .	-	1	-	9	233	243
9 . . . . .	-	2	-	1	192	195
10 . . . . .	-	1	-	6	219	226
All grades	-	94	9,865	34,380	21,612	<u>1/</u> 65,951
<u>Staple</u> (inches)						
1-9/32 and shorter . .	-	-	-	-	123	123
1-5/16 and 1-11/32 . .	-	2	2	21	815	840
1-3/8 and 1-13/32. . .	-	75	3,025	8,049	14,706	25,855
1-7/16 and 1-15/32 . .	-	17	6,818	26,301	5,968	39,104
1-1/2 and 1-17/32. . .	-	-	20	9	-	29
1-9/16 and longer. . .	-	-	-	-	-	-
All staples	-	94	9,865	34,380	21,612	<u>1/</u> 65,951
<u>Grade</u>	<u>Percent</u>	<u>Percent</u>	<u>Percent</u>	<u>Percent</u>	<u>Percent</u>	<u>Percent</u>
1 . . . . .	-	3.2	0.9	0.2	*	0.3
2 . . . . .	-	33.0	35.0	19.6	8.0	18.1
3 . . . . .	-	44.6	40.8	55.5	43.9	49.5
4 . . . . .	-	8.5	16.0	20.8	29.5	22.9
5 . . . . .	-	3.2	6.4	3.4	11.7	6.6
6 . . . . .	-	-	.8	.4	2.6	1.1
7 . . . . .	-	3.2	.1	*	1.3	.5
8 . . . . .	-	1.1	-	*	1.1	.4
9 . . . . .	-	2.1	-	*	.9	.3
10 . . . . .	-	1.1	-	*	1.0	.3
All grades	-	100.0	100.0	100.0	100.0	100.0
<u>Staple</u> (inches)						
1-9/32 and shorter . .	-	-	-	-	0.6	0.2
1-5/16 and 1-11/32 . .	-	2.1	*	0.1	3.8	1.3
1-3/8 and 1-13/32. . .	-	79.8	30.7	23.4	68.0	39.2
1-7/16 and 1-15/32 . .	-	18.1	69.1	76.5	27.6	59.3
1-1/2 and 1-17/32. . .	-	-	.2	*	-	*
1-9/16 and longer. . .	-	-	-	-	-	-
All staples	-	100.0	100.0	100.0	100.0	100.0

1/ Running bales, reported by the Bureau of the Census.  
\* Less than 0.05 percent.

Table 6. -- Grade index and average staple of upland cotton ginned in the United States, by States, crops of 1957-60

State	Grade index 1/				Average staple 2/			
	1957	1958	1959	1960	1957	1958	1959	1960
	<u>Index</u>	<u>Index</u>	<u>Index</u>	<u>Index</u>	<u>32d inches</u>	<u>32d inches</u>	<u>32d inches</u>	<u>32d inches</u>
Alabama	93.3	98.1	96.3	95.9	32.4	33.5	33.2	33.3
Arizona	96.7	98.2	96.9	97.3	33.5	33.6	33.8	34.0
Arkansas	92.7	95.3	95.1	94.2	33.7	33.8	33.7	33.7
California	97.5	98.8	98.4	97.2	34.0	33.8	33.9	34.1
Florida	93.5	97.0	94.0	92.0	32.4	33.1	32.8	32.9
Georgia	95.2	98.9	94.6	95.3	32.7	33.2	33.0	33.3
Louisiana	93.0	93.4	96.1	95.0	33.6	33.5	33.7	33.5
Mississippi	92.0	95.4	95.7	94.8	33.6	33.9	33.9	33.5
Missouri	90.5	95.0	94.2	93.9	33.4	33.7	33.6	33.8
New Mexico	96.3	97.2	101.0	99.9	34.8	35.0	35.2	35.7
North Carolina	92.1	97.0	89.5	94.8	32.7	33.3	32.6	33.5
Oklahoma	82.8	96.9	93.0	92.6	30.1	30.9	30.5	31.0
South Carolina	93.7	97.1	92.4	96.6	32.9	33.3	33.1	33.7
Tennessee	94.0	97.9	97.5	96.0	33.5	33.6	33.6	33.5
Texas	91.5	95.9	95.6	94.8	31.1	31.4	31.2	31.3
Virginia	93.4	94.0	89.2	92.3	32.7	33.9	32.9	34.0
All other 3/	92.9	95.5	97.0	96.9	33.7	33.5	34.4	34.5
United States	93.2	96.7	95.8	95.4	32.6	32.8	32.8	32.9

1/ Computed by weighting the quantity in each grade by the 1937-39 average price per pound for such grade of 15/16 inch staple. Converted to an index with Middling White equaling 100.

2/ Averages calculated on numerical equivalents of the staple designations (for example, 29/32"=29).

3/ Includes Illinois and Kentucky 1957 and 1958; Illinois, Kentucky, and Nevada 1959 and 1960.

Table 7. -- Preparation, grade reduction, and wasty upland cotton ginned in the United States, by States, 1960-61

State	Preparation			Total	Grade Reductions <u>1/</u>	Wasty <u>2/</u>
	Normal	Rough Preparation				
		Prep. 3 and 4	Gin Out			
	<u>Bales</u>	<u>Bales</u>	<u>Bales</u>	<u>Bales</u>	<u>Bales</u>	<u>Bales</u>
Alabama	752,042	3,790	-	755,832	7,257	-
Arizona	816,853	985	-	817,838	28,501	5,981
Arkansas	1,344,086	2,085	-	1,346,171	16,670	-
California	1,960,840	2,986	-	1,963,826	45,104	3,023
Florida	11,393	9	-	11,402	60	-
Georgia	505,553	2,440	-	507,993	8,559	52
Illinois	1,294	-	-	1,294	-	-
Kentucky	6,476	-	-	6,476	-	-
Louisiana	496,126	286	-	496,412	20,373	-
Mississippi	1,524,900	3,077	-	1,527,977	22,702	-
Missouri	480,201	419	-	480,620	1,990	-
Nevada	5,351	-	-	5,351	36	180
New Mexico	261,760	495	10	262,265	1,574	9,000
North Carolina	240,393	4,687	-	245,080	2,369	-
Oklahoma	452,887	1,072	17	453,976	6,308	3,462
South Carolina	416,042	2,458	-	418,500	10,163	9
Tennessee	570,359	517	-	570,876	1,615	-
Texas	4,310,406	7,833	15	4,318,254	26,436	110,965
Virginia	7,808	1,136	-	8,944	8	-
United States	14,164,770	34,275	42	14,199,087	199,725	132,672

1/ Cotton reduced in grade for reasons other than preparation.

2/ Cotton that has a weak, irregular, or immature staple.

Table 8. -- Tenderability of upland cotton ginned, by States, 1960-61

State	Tenderable 1/		Untenderable		Total crop 2/	
	Bales	Pct.	Bales	Pct.	Bales	Pct.
Alabama	586,221	77.6	169,611	22.4	755,832	100.0
Arizona	727,009	88.9	90,829	11.1	817,838	100.0
Arkansas	1,172,077	87.1	174,094	12.9	1,346,171	100.0
California	1,700,615	86.6	263,211	13.4	1,963,826	100.0
Florida	8,266	72.5	3,136	27.5	11,402	100.0
Georgia	402,107	79.2	105,886	20.8	507,993	100.0
Illinois	908	70.2	386	29.8	1,294	100.0
Kentucky	5,375	83.0	1,101	17.0	6,476	100.0
Louisiana	410,028	82.6	86,384	17.4	496,412	100.0
Mississippi	1,239,508	81.1	288,469	18.9	1,527,977	100.0
Missouri	434,364	90.4	46,256	9.6	480,620	100.0
Nevada	5,063	94.6	288	5.4	5,351	100.0
New Mexico	234,184	89.3	28,081	10.7	262,265	100.0
North Carolina	180,706	73.7	64,374	26.3	245,080	100.0
Oklahoma	118,972	26.2	335,004	73.8	453,976	100.0
South Carolina	367,950	87.9	50,550	12.1	418,500	100.0
Tennessee	479,937	84.1	90,939	15.9	570,876	100.0
Texas	1,971,751	45.7	2,346,503	54.3	4,318,254	100.0
Virginia	5,936	66.4	3,008	33.6	8,944	100.0
All States	10,050,977	70.8	4,148,110	29.2	14,199,087	100.0

1/ Tenderable with respect to grade and staple in settlement of futures contracts. Does not include additional qualities made tenderable under New Orleans interior delivery contract, in which trading commenced February 27, 1961.

2/ As reported by the Bureau of the Census, running bales, linters excluded.

Table 9. -- Tenderability of upland cotton ginned in the United States, 1945-60

Year	Tenderable 1/		Untenderable		Total crop 2/	
	Bales	Pct.	Bales	Pct.	Bales	Pct.
1945	6,256,298	71.0	2,553,087	29.0	8,809,385	100.0
1946	6,527,089	76.7	1,987,803	23.3	8,514,892	100.0
1947	9,197,081	79.6	2,358,849	20.4	11,555,930	100.0
1948	11,719,213	80.4	2,857,601	19.6	14,576,814	100.0
1949	11,791,158	74.1	4,113,544	25.9	15,904,702	100.0
1950	7,234,459	73.5	2,611,224	26.5	9,845,683	100.0
1951	10,793,023	71.8	4,232,480	28.2	15,025,503	100.0
1952	10,982,423	73.9	3,875,742	26.1	14,858,165	100.0
1953	13,691,670	84.2	2,560,929	15.8	16,252,599	100.0
1954	11,506,960	84.8	2,070,033	15.2	13,576,993	100.0
1955	11,106,760	76.6	3,393,764	23.4	14,500,524	100.0
1956	10,609,930	81.0	2,492,207	19.0	13,102,137	100.0
1957	6,859,873	63.5	3,940,845	36.5	10,800,718	100.0
1958	9,768,742	86.0	1,584,723	14.0	11,353,465	100.0
1959	11,401,025	78.9	3,044,992	21.1	14,446,017	100.0
1960	10,050,977	70.8	4,148,110	29.2	14,199,087	100.0

1/ Tenderable with respect to grade and staple in settlement of futures contracts. Does not include additional qualities made tenderable under New Orleans interior delivery contract, in which trading commenced February 27, 1961.

2/ As reported by the Bureau of the Census, running bales, linters excluded.



Table 11. -- Grade and staple of upland cotton ginned in Arizona, 1960-61

Grade	13/16 inch and shorter		7/8 inch		29/32 inch		15/16 inch		31/32 inch		1 inch		1-1/32 inches		1-1/16 inches		1-3/32 inches		1-1/8 inches		1-5/32 inches		1-7/32 inches		1-1/4 inches and longer		All staples										
	Bales	Percent	Bales	Percent	Bales	Percent	Bales	Percent	Bales	Percent	Bales	Percent	Bales	Percent	Bales	Percent	Bales	Percent	Bales	Percent	Bales	Percent	Bales	Percent	Bales	Percent	Bales	Percent									
<b>White:</b>																																					
G.M.	-	-	-	-	-	-	-	-	-	-	-	-	-	-	-	-	-	-	-	-	-	-	-	-	-	-	-	-	-	-							
S.M.	-	-	-	-	-	-	-	-	-	-	-	-	-	-	-	-	-	-	-	-	-	-	-	-	-	-	-	-	-	-	-						
M.+	-	-	-	-	-	-	-	-	-	-	-	-	-	-	-	-	-	-	-	-	-	-	-	-	-	-	-	-	-	-	-	-					
M.	-	-	-	-	-	-	-	-	-	-	-	-	-	-	-	-	-	-	-	-	-	-	-	-	-	-	-	-	-	-	-	-	-				
S.L.M.+	-	-	-	-	-	-	-	-	-	-	-	-	-	-	-	-	-	-	-	-	-	-	-	-	-	-	-	-	-	-	-	-	-	-			
S.L.M.	-	-	-	-	-	-	-	-	-	-	-	-	-	-	-	-	-	-	-	-	-	-	-	-	-	-	-	-	-	-	-	-	-	-	-		
L.M.+	-	-	-	-	-	-	-	-	-	-	-	-	-	-	-	-	-	-	-	-	-	-	-	-	-	-	-	-	-	-	-	-	-	-	-		
L.M.	-	-	-	-	-	-	-	-	-	-	-	-	-	-	-	-	-	-	-	-	-	-	-	-	-	-	-	-	-	-	-	-	-	-	-		
S.G.O.+	-	-	-	-	-	-	-	-	-	-	-	-	-	-	-	-	-	-	-	-	-	-	-	-	-	-	-	-	-	-	-	-	-	-	-		
S.G.O.	-	-	-	-	-	-	-	-	-	-	-	-	-	-	-	-	-	-	-	-	-	-	-	-	-	-	-	-	-	-	-	-	-	-	-		
G.O.+	-	-	-	-	-	-	-	-	-	-	-	-	-	-	-	-	-	-	-	-	-	-	-	-	-	-	-	-	-	-	-	-	-	-	-		
G.O.	-	-	-	-	-	-	-	-	-	-	-	-	-	-	-	-	-	-	-	-	-	-	-	-	-	-	-	-	-	-	-	-	-	-	-		
Total	10	45	562	3,368	12,774	73,373	540,665	56,861	35,676	16,784	217	-	-	-	-	-	-	-	-	-	-	-	-	-	-	-	-	-	-	-	-	-	-	-	-	-	
<b>Light Spotted:</b>																																					
G.M.	-	-	-	-	-	-	-	-	-	-	-	-	-	-	-	-	-	-	-	-	-	-	-	-	-	-	-	-	-	-	-	-	-	-	-	-	
S.M.	-	-	-	-	-	-	-	-	-	-	-	-	-	-	-	-	-	-	-	-	-	-	-	-	-	-	-	-	-	-	-	-	-	-	-	-	-
M.	-	-	-	-	-	-	-	-	-	-	-	-	-	-	-	-	-	-	-	-	-	-	-	-	-	-	-	-	-	-	-	-	-	-	-	-	-
S.L.M.	-	-	-	-	-	-	-	-	-	-	-	-	-	-	-	-	-	-	-	-	-	-	-	-	-	-	-	-	-	-	-	-	-	-	-	-	-
L.M.	-	-	-	-	-	-	-	-	-	-	-	-	-	-	-	-	-	-	-	-	-	-	-	-	-	-	-	-	-	-	-	-	-	-	-	-	-
Total	9	123	108	317	146	79	23	10	-	-	-	-	-	-	-	-	-	-	-	-	-	-	-	-	-	-	-	-	-	-	-	-	-	-	-	-	
<b>Tinged:</b>																																					
All Grades	-	-	-	-	-	-	-	-	-	-	-	-	-	-	-	-	-	-	-	-	-	-	-	-	-	-	-	-	-	-	-	-	-	-	-	-	-
<b>Light Gray:</b>																																					
All Grades	-	-	-	-	-	-	-	-	-	-	-	-	-	-	-	-	-	-	-	-	-	-	-	-	-	-	-	-	-	-	-	-	-	-	-	-	-
<b>Gray:</b>																																					
All Grades	-	-	-	-	-	-	-	-	-	-	-	-	-	-	-	-	-	-	-	-	-	-	-	-	-	-	-	-	-	-	-	-	-	-	-	-	-
Below Grade	7	11	34	1,158	1,477	1,039	41	14	6	-	-	-	-	-	-	-	-	-	-	-	-	-	-	-	-	-	-	-	-	-	-	-	-	-	-	-	
All Grades	7	30	130	3,486	14,744	33,907	92,234	560,760	59,582	36,790	16,951	217	-	-	-	-	-	-	-	-	-	-	-	-	-	-	-	-	-	-	-	-	-	-	-	-	
All Grades	Percent	Percent	Percent	Percent	Percent	Percent	Percent	Percent	Percent	Percent	Percent	Percent	Percent	Percent	Percent	Percent	Percent	Percent	Percent	Percent	Percent	Percent	Percent	Percent	Percent	Percent	Percent	Percent	Percent	Percent	Percent	Percent	Percent	Percent	Percent	Percent	Percent
	4.1	11.3	68.6	7.2	4.5	2.1	100.0	100.0	100.0	100.0	100.0	100.0	100.0	100.0	100.0	100.0	100.0	100.0	100.0	100.0	100.0	100.0	100.0	100.0	100.0	100.0	100.0	100.0	100.0	100.0	100.0	100.0	100.0	100.0	100.0	100.0	
<b>As reported by the Bureau of the Census, running bales.</b>																																					
<b>Percentage rough preparation..... 0.1</b>																																					
<b>Grade index..... 97.3</b>																																					
<b>Average staple..... 34.0</b>																																					











Table 16. -- Grade and staple of upland cotton ginned in Illinois, 1960-61

Grade	13/16 inch and shorter	7/8 inch	29/32 inch	15/16 inch	31/32 inch	1 inch	1-1/32 inches	1-1/16 inches	1-3/32 inches	1-1/8 inches	1-5/32 inches	1-3/16 inches	1-7/32 inches	1-1/4 inches and longer	All staples	
	Bales	Bales	Bales	Bales	Bales	Bales	Bales	Bales	Bales	Bales	Bales	Bales	Bales	Bales	Bales	Percent
<b>White:</b>																
G.M.	-	-	-	-	-	-	-	42	-	-	-	-	-	-	42	3.2
S.M.	-	-	-	-	-	-	-	14	-	-	-	-	-	-	14	1.1
M.+	-	-	-	-	-	-	8	320	115	-	-	-	-	-	443	34.2
S.L.M.+	-	-	-	-	-	-	9	22	11	-	-	-	-	-	42	3.2
S.L.M.	-	-	-	-	-	-	91	208	-	-	-	-	-	-	299	23.1
L.M.+	-	-	-	-	-	-	9	-	-	-	-	-	-	-	9	.7
L.M.	-	-	-	-	-	9	17	27	-	-	-	-	-	-	53	4.1
S.O.O.+	-	-	-	-	-	-	17	17	-	-	-	-	-	-	34	2.6
S.O.O.	-	-	-	-	-	-	-	-	-	-	-	-	-	-	-	-
G.O.+	-	-	-	-	-	-	-	-	-	-	-	-	-	-	-	-
G.O.	-	-	-	-	-	-	-	-	-	-	-	-	-	-	-	-
<b>Total</b>	-	-	-	-	-	9	151	650	126	-	-	-	-	-	936	72.2
<b>Light Spotted:</b>																
G.M.	-	-	-	-	-	-	-	-	-	-	-	-	-	-	-	-
S.M.	-	-	-	-	-	-	-	9	-	-	-	-	-	-	9	.7
M.	-	-	-	-	-	-	59	65	-	-	-	-	-	-	124	9.6
S.L.M.	-	-	-	-	-	-	61	18	-	-	-	-	-	-	79	6.1
L.M.	-	-	-	-	-	11	65	-	-	-	-	-	-	-	76	5.9
<b>Total</b>	-	-	-	-	-	11	185	92	-	-	-	-	-	-	288	22.3
<b>Spotted:</b>																
G.M.	-	-	-	-	-	-	-	-	-	-	-	-	-	-	-	-
S.M.	-	-	-	-	-	-	18	-	-	-	-	-	-	-	18	1.4
M.	-	-	-	-	-	-	-	-	-	-	-	-	-	-	-	-
S.L.M.	-	-	-	-	-	-	-	-	-	-	-	-	-	-	-	-
L.M.	-	-	-	-	-	43	-	-	-	-	-	-	-	-	43	3.3
<b>Total</b>	-	-	-	-	-	43	18	-	-	-	-	-	-	-	61	4.7
<b>Light Gray:</b>																
All grades	-	-	-	-	-	-	9	-	-	-	-	-	-	-	9	.7
<b>All grades</b>	-	-	-	-	-	63	363	742	126	-	-	-	-	-	1,294	100.0
<b>All grades</b>	-	-	-	-	-	4.9	28.1	57.3	9.7	-	-	-	-	-	100.0	-
1/ As reported by the Bureau of the Census, running bales.																
															Percentage rough preparation	0
															Grade index	94.3
															Average staple	33.7















Table 23. -- Grade and staple of upland cotton ginned in North Carolina, 1960-61

Grade	13/16 inch and shorter	7/8 inch	29/32 inch	15/16 inch	31/32 inch	1 inch	1-1/32 inches	1-1/16 inches	1-3/32 inches	1-1/8 inches	1-5/32 inches	1-3/16 inches	1-7/32 inches	1-1/4 inches and longer	All staples		
	Bales	Bales	Bales	Bales	Bales	Bales	Bales	Bales	Bales	Bales	Bales	Bales	Bales	Bales	Bales	Percent	
<b>White:</b>																	
G.M.	-	-	-	-	-	68	1,052	1,099	122	-	-	-	-	-	15	2,341	1.0
S.M.	-	-	-	-	-	-	68	253	-	-	-	-	-	-	321	59,839	24.4
M.+	-	-	-	-	-	816	18,677	37,847	2,377	122	-	-	-	-	8,080	95,309	38.9
M.	-	-	-	-	-	39	2,432	5,389	221	44	-	11	-	-	4,712	14,064	5.7
S.L.M.+	-	-	-	-	-	37	40,584	49,424	3,048	-	-	-	-	-	120	921	.4
S.L.M.	-	-	-	-	-	177	1,946	2,483	106	23	-	-	-	-	83	185,813	75.7
L.M.+	-	-	-	-	-	28	7,206	5,282	333	-	-	-	-	-	-	-	-
L.M.	-	-	-	-	-	36	30	54	-	-	-	-	-	-	-	-	-
S.G.O.+	-	-	-	-	-	23	374	261	24	-	-	-	-	-	-	-	-
S.G.O.	-	-	-	-	-	8	-	-	-	-	-	-	-	-	-	-	-
G.O.+	-	-	-	-	-	44	39	-	-	-	-	-	-	-	-	-	-
G.O.	-	-	-	-	-	88	4,780	72,408	102,106	6,231	189	11	-	-	185,813	75.7	
<b>Total</b>																	
<b>Light Spotted:</b>																	
G.M.	-	-	-	-	-	44	978	508	22	-	-	-	-	-	9	1,552	.6
S.M.	-	-	-	-	-	20	11,252	13,486	708	22	-	-	-	-	26,010	10.9	
M.	-	-	-	-	-	52	1,450	8,779	362	41	-	-	-	-	16,607	6.8	
S.L.M.	-	-	-	-	-	10	581	1,099	33	-	-	-	-	-	2,444	1.0	
L.M.	-	-	-	-	-	28	129	3,197	22,108	20,572	1,125	63	-	-	47,222	19.3	
<b>Total</b>																	
<b>Spotted:</b>																	
All grades	-	-	-	-	60	349	1,560	394	-	-	-	-	-	-	2,363	.9	
<b>Tinged:</b>																	
All grades	-	-	-	-	25	85	180	8	-	-	-	-	-	-	298	.1	
<b>Light Gray:</b>																	
G.M.	-	-	-	-	-	357	3,096	1,430	12	-	-	-	-	-	20	4,905	2.0
S.M.	-	-	-	-	-	19	688	2,420	11	-	-	-	-	-	3,761	1.5	
M.	-	-	-	-	-	89	162	-	-	-	-	-	-	-	251	.1	
S.L.M.	-	-	-	-	-	29	1,134	5,678	2,073	23	-	-	-	-	8,937	3.6	
<b>Total</b>																	
<b>Gray:</b>																	
All grades	-	-	-	-	26	32	140	51	-	-	-	-	-	-	249	.1	
Below Grade	-	-	-	-	23	16	73	77	-	-	-	-	-	-	198	.1	
All grades	-	-	-	51	373	9,566	102,147	125,281	7,379	252	-	11	-	1/245,080	100.0	100.0	
All grades	Percent	Percent	Percent	Percent	Percent	Percent	Percent	Percent	Percent	Percent	Percent	Percent	Percent	Percent	Percent	Percent	Percent
	.2	.2	.2	.2	.2	3.9	41.7	51.1	3.0	.1	-	-	-	-	100.0	100.0	
1/ As reported by the Bureau of the Census, running bales.																	
• Less than 0.05 percent.																	
Percentage rough preparation..... 1.9																	
Grade index..... 94.8																	
Average staple..... 33.5																	









Table 28. -- Grade and staple of upland cotton ginned in Virginia, 1960-61

Grade	13/16 inch and shorter	7/8 inch	29/32 inch	15/16 inch	31/32 inch	1 inch	1-1/32 inches	1-1/16 inches	1-3/32 inches	1-1/8 inches	1-5/32 inches	1-3/16 inches	1-7/32 inches	1-1/4 inches and longer	All staples		
	Bales	Bales	Bales	Bales	Bales	Bales	Bales	Bales	Bales	Bales	Bales	Bales	Bales	Bales	Bales	Percent	
<b>White:</b>																	
G.M.	-	-	-	-	-	-	-	-	-	-	-	-	-	-	-	-	
S.M.	-	-	-	-	-	-	-	-	-	-	-	-	-	-	-	-	
M.t.	-	-	-	-	-	-	-	-	-	-	-	-	-	-	-	-	
M.	-	-	-	-	-	20	16	268	101	9	-	-	-	-	-	-	
S.L.N.+	-	-	-	-	-	-	-	5	-	-	-	-	-	-	-	-	
S.L.N.	-	-	-	-	-	5	721	3,494	1,056	123	-	-	-	-	414	4.6	
L.N.+	-	-	-	-	-	-	53	185	55	-	-	-	-	-	5	.1	
L.N.	-	-	-	-	-	49	333	388	70	28	-	-	-	-	5,399	60.3	
S.G.O.+	-	-	-	-	-	-	-	54	-	-	-	-	-	-	293	3.3	
S.G.O.	-	-	-	-	-	-	-	8	-	-	-	-	-	-	868	9.7	
G.O.+	-	-	-	-	-	-	-	-	-	-	-	-	-	-	54	.6	
G.O.	-	-	-	-	-	-	-	-	-	-	-	-	-	-	13	.1	
Total	-	-	-	-	-	74	1,128	4,402	1,282	160	-	-	-	-	7,046	79.7	
<b>Light Spotted:</b>																	
G.M.	-	-	-	-	-	-	-	-	-	-	-	-	-	-	-	-	
S.M.	-	-	-	-	-	-	-	-	-	-	-	-	-	-	-	-	
M.	-	-	-	-	-	-	86	274	48	-	-	-	-	-	-	-	
S.L.N.	-	-	-	-	-	17	360	627	213	22	-	-	-	-	408	4.6	
L.N.	-	-	-	-	-	4	120	39	15	14	-	-	-	-	1,239	13.9	
Total	-	-	-	-	-	21	566	940	276	36	-	-	-	-	1,92	2.1	
<b>Spotted:</b>																	
All grades	-	-	-	-	-	-	30	12	-	-	-	-	-	-	42	.5	
<b>Light Gray:</b>																	
All grades	-	-	-	-	-	-	9	8	-	-	-	-	-	-	17	.2	
All grades	Percent	Percent	Percent	Percent	Percent	Percent	Percent	Percent	Percent	Percent	Percent	Percent	Percent	Percent	Percent	Percent	Percent
All grades	1.1	19.4	95	1.733	5.362	1.558	196	17.4	2.2	-	-	-	-	-	1/8.944	100.0	100.0

1/ As reported by the Bureau of the Census, running bales.

Percentage rough preparation..... 12.7

Grade index..... 92.3

Average staple..... 34.0

Table 29. -- Grade and staple of upland cotton ginned, during specified periods, by States, 1960-61

ALABAMA							ARIZONA					
Grade and staple	Prior to Sept. 1	September	October	November	After Nov. 30	Total Crop	Prior to Sept. 1	September	October	November	After Nov. 30	Total Crop
Grade	Bales	Bales	Bales	Bales	Bales	Bales	Bales	Bales	Bales	Bales	Bales	Bales
<b>White:</b>												
G.M. . . . .	39	144	13	-	-	196	342	168	1,029	60	17	1,616
S.M. . . . .	7,248	49,893	4,337	294	-	61,772	6,877	22,568	30,837	15,224	5,197	80,703
M+. . . . .	194	3,797	403	32	-	4,426	959	5,609	13,787	7,150	2,057	29,562
M. . . . .	32,622	143,978	88,114	10,625	194	275,533	2,426	24,995	87,384	150,154	67,693	332,652
S.L.M+. . . . .	981	6,338	6,792	1,676	30	15,817	114	2,017	21,612	38,653	15,813	78,209
S.L.M. . . . .	8,578	34,991	73,685	32,320	1,633	151,207	129	3,394	33,449	84,515	64,412	185,899
L.M+. . . . .	128	3,907	6,772	7,214	317	18,338	-	20	1,040	2,796	4,516	8,372
L.M. . . . .	519	7,287	18,148	15,606	2,215	43,775	14	134	1,693	3,823	12,609	18,273
S.O.O+. . . . .	-	103	413	741	95	1,352	-	-	12	151	401	564
S.O.O. . . . .	46	1,003	2,156	1,093	199	4,497	-	10	147	296	3,385	3,838
O.O+. . . . .	-	-	10	17	9	36	-	-	-	-	15	15
O.O. . . . .	14	55	276	155	15	515	-	-	48	63	541	652
<b>Total</b>	<b>50,369</b>	<b>251,496</b>	<b>201,119</b>	<b>69,773</b>	<b>4,707</b>	<b>577,464</b>	<b>10,861</b>	<b>58,915</b>	<b>191,038</b>	<b>302,885</b>	<b>176,656</b>	<b>740,355</b>
<b>Light Spotted:</b>												
G.M. . . . .	-	-	13	-	-	13	-	-	35	8	11	54
S.M. . . . .	2,775	8,711	6,074	2,356	35	19,951	196	521	2,360	1,794	3,159	8,030
M. . . . .	3,116	11,400	33,473	15,823	1,899	65,711	11	557	6,219	3,789	9,333	19,909
S.L.M. . . . .	581	6,234	28,107	16,862	3,784	55,568	-	83	1,313	2,439	18,207	22,042
L.M. . . . .	103	1,627	11,800	3,674	1,648	18,852	-	11	133	413	13,208	13,765
<b>Total</b>	<b>6,575</b>	<b>27,972</b>	<b>79,467</b>	<b>38,715</b>	<b>7,366</b>	<b>160,095</b>	<b>207</b>	<b>1,172</b>	<b>10,060</b>	<b>8,443</b>	<b>43,918</b>	<b>63,800</b>
<b>Spotted:</b>												
All grades . .	14	344	2,266	1,115	1,376	5,115	14	-	60	71	670	815
<b>Tinged:</b>												
All grades . .	-	42	42	6	125	215	-	-	13	-	-	13
<b>Light Gray:</b>												
All grades . .	353	854	4,294	3,805	409	9,715	12	-	456	4,240	4,163	8,871
<b>Gray:</b>												
All grades . .	82	154	281	263	61	841	-	-	10	147	46	203
<b>Below Grade. . .</b>	<b>14</b>	<b>153</b>	<b>1,812</b>	<b>218</b>	<b>190</b>	<b>2,387</b>	<b>-</b>	<b>-</b>	<b>13</b>	<b>35</b>	<b>3,733</b>	<b>3,781</b>
<b>All grades . . .</b>	<b>57,407</b>	<b>281,015</b>	<b>289,281</b>	<b>113,895</b>	<b>14,234</b>	<b>1/ 755,832</b>	<b>11,094</b>	<b>60,087</b>	<b>201,650</b>	<b>315,821</b>	<b>229,186</b>	<b>1/ 817,838</b>
<b>Grade index</b>	<b>99.1</b>	<b>98.8</b>	<b>94.4</b>	<b>92.1</b>	<b>88.2</b>	<b>95.9</b>	<b>102.7</b>	<b>101.2</b>	<b>99.1</b>	<b>97.7</b>	<b>93.8</b>	<b>97.3</b>
<b>Staple (inches)</b>												
13/16 & shorter.	-	-	-	-	-	-	-	-	-	-	7	7
7/8. . . . .	-	21	13	42	27	103	-	10	-	-	20	30
29/32. . . . .	-	27	45	6	71	149	-	-	-	42	88	130
15/16. . . . .	14	282	636	369	446	1,747	-	-	-	68	3,418	3,486
31/32. . . . .	109	910	2,230	1,582	1,392	6,223	-	-	10	129	14,605	14,744
1 . . . . .	2,646	17,135	27,134	20,110	7,089	74,114	-	40	182	975	32,710	33,907
1-1/32 . . . . .	23,618	145,841	148,248	69,058	4,908	391,673	90	2,602	11,210	21,329	57,003	92,234
1-1/16 . . . . .	30,001	112,876	107,534	22,459	286	273,156	8,867	46,722	140,299	251,584	113,288	560,760
1-3/32 . . . . .	1,019	3,679	3,410	238	15	8,361	2,091	4,762	20,481	24,695	6,553	58,582
1-1/8. . . . .	-	228	22	31	-	281	34	3,263	17,186	14,846	1,461	36,790
1-5/32 . . . . .	-	-	9	-	-	9	12	2,660	12,093	2,153	33	16,951
1-3/16 . . . . .	-	16	-	-	-	16	-	28	189	-	-	217
1-7/32 . . . . .	-	-	-	-	-	-	-	-	-	-	-	-
1-1/4 & longer .	-	-	-	-	-	-	-	-	-	-	-	-
<b>All staples. . .</b>	<b>57,407</b>	<b>281,015</b>	<b>289,281</b>	<b>113,895</b>	<b>14,234</b>	<b>1/ 755,832</b>	<b>11,094</b>	<b>60,087</b>	<b>201,650</b>	<b>315,821</b>	<b>229,186</b>	<b>1/ 817,838</b>
<b>Average staple (32nd inches)</b>	<b>33.5</b>	<b>33.4</b>	<b>33.3</b>	<b>33.0</b>	<b>32.2</b>	<b>33.3</b>	<b>34.2</b>	<b>34.3</b>	<b>34.4</b>	<b>34.1</b>	<b>33.3</b>	<b>34.0</b>

1/ As reported by the Bureau of the Census, running bales.



Table 30. -- Grade and staple of upland cotton ginned, during specified periods, by States, 1960-61

ARKANSAS							CALIFORNIA					
Grade and staple	Prior to Sept. 1	September	October	November	After Nov. 30	Total Crop	Prior to Sept. 1	September	October	November	After Nov. 30	Total Crop
Grade	Bales	Bales	Bales	Bales	Bales	Bales	Bales	Bales	Bales	Bales	Bales	Bales
<b>White:</b>												
G.M. . . . .	5	21	42	-	-	68	166	943	4,856	679	21	6,665
S.M. . . . .	130	51,568	7,609	591	-	59,898	1,666	19,052	126,682	26,596	1,994	175,990
M.+ . . . .	55	10,182	1,917	128	-	12,282	493	4,355	61,975	12,999	88	79,910
M. . . . .	316	191,043	145,545	22,191	342	359,437	812	13,466	558,483	221,304	46,646	840,713
S.L.M.+ . . . .	-	15,981	25,159	5,028	32	46,200	353	1,478	99,917	37,625	6,894	146,267
S.L.M. . . . .	69	46,602	267,161	153,280	9,936	477,048	549	3,410	81,023	174,336	111,569	370,887
L.M.+ . . . .	-	7,288	32,005	20,992	1,893	62,178	14	184	3,790	8,044	13,931	25,963
L.M. . . . .	-	7,200	57,191	74,683	24,252	163,326	113	465	4,681	22,472	56,417	84,148
S.G.O.+ . . . .	-	231	972	1,966	1,177	4,346	-	-	82	232	4,786	5,100
S.G.O. . . . .	-	369	2,403	4,565	8,387	15,724	-	22	427	2,623	19,236	22,308
G.O.+ . . . .	-	-	-	110	63	173	-	-	-	26	254	280
G.O. . . . .	-	92	121	445	1,766	2,424	14	-	39	215	3,389	3,657
<b>Total</b>	<b>575</b>	<b>330,577</b>	<b>540,125</b>	<b>283,979</b>	<b>47,848</b>	<b>1,203,104</b>	<b>4,180</b>	<b>43,375</b>	<b>941,955</b>	<b>507,151</b>	<b>265,227</b>	<b>1,761,888</b>
<b>Light Spotted:</b>												
G.M. . . . .	-	10	-	-	-	10	-	-	-	9	-	9
S.M. . . . .	-	1,165	1,878	1,376	153	4,572	57	130	509	833	1,008	2,537
M. . . . .	-	2,819	11,480	9,822	2,103	26,224	57	314	912	3,381	3,712	8,376
S.L.M. . . . .	5	1,372	10,673	14,824	11,247	38,121	43	145	252	1,632	4,651	6,723
L.M. . . . .	-	152	1,594	4,297	15,147	21,190	43	28	66	356	4,668	5,161
<b>Total</b>	<b>5</b>	<b>5,518</b>	<b>25,625</b>	<b>30,319</b>	<b>28,650</b>	<b>90,117</b>	<b>200</b>	<b>617</b>	<b>1,739</b>	<b>6,211</b>	<b>14,039</b>	<b>22,806</b>
<b>Spotted:</b>												
All grades . .	-	104	413	1,110	6,852	8,479	-	11	35	488	1,367	1,901
<b>Tinged:</b>												
All grades . .	-	-	11	42	472	525	-	-	-	27	19	46
<b>Light Gray:</b>												
G.M. . . . .	-	-	-	30	-	30	-	-	142	170	1,099	1,411
S.M. . . . .	-	320	12,908	13,457	800	27,485	57	-	3,874	22,809	43,360	70,100
M. . . . .	-	103	3,566	4,725	1,373	9,767	-	28	655	16,864	52,848	70,395
S.L.M. . . . .	-	-	100	220	493	813	-	-	51	1,616	16,992	18,659
<b>Total</b>	<b>-</b>	<b>423</b>	<b>16,574</b>	<b>18,432</b>	<b>2,666</b>	<b>38,095</b>	<b>57</b>	<b>28</b>	<b>4,722</b>	<b>41,459</b>	<b>114,299</b>	<b>160,565</b>
<b>Gray:</b>												
All grades . .	-	32	163	208	209	612	-	-	44	1,855	12,873	14,772
<b>Below Grade . .</b>	<b>-</b>	<b>10</b>	<b>39</b>	<b>152</b>	<b>5,038</b>	<b>5,239</b>	<b>-</b>	<b>-</b>	<b>-</b>	<b>142</b>	<b>1,706</b>	<b>1,848</b>
<b>All grades . . .</b>	<b>580</b>	<b>336,664</b>	<b>582,950</b>	<b>334,242</b>	<b>91,735</b>	<b>1/1,346,171</b>	<b>4,437</b>	<b>44,031</b>	<b>948,495</b>	<b>557,333</b>	<b>409,530</b>	<b>1/1,963,826</b>
<b>Grade index . .</b>	<b>100.3</b>	<b>99.0</b>	<b>94.6</b>	<b>91.6</b>	<b>83.2</b>	<b>94.2</b>	<b>100.1</b>	<b>101.2</b>	<b>99.7</b>	<b>96.8</b>	<b>91.3</b>	<b>97.2</b>
<b>Staple (inches)</b>												
13/16 & shorter.	-	10	20	-	-	30	-	-	-	-	-	-
7/8 . . . . .	-	40	171	78	-	289	-	-	-	-	-	-
29/32 . . . . .	-	71	173	69	-	313	-	-	-	-	37	37
15/16 . . . . .	-	841	869	740	1,186	3,636	-	-	26	10	2,201	2,237
31/32 . . . . .	-	2,430	2,431	2,758	3,866	11,485	-	-	-	19	4,349	4,368
1 . . . . .	126	13,556	14,347	31,036	29,290	88,355	41	54	62	736	28,745	29,638
1-1/32 . . . . .	205	78,149	99,736	149,954	47,807	375,851	547	2,040	11,926	28,234	120,013	162,760
1-1/16 . . . . .	184	207,074	355,345	140,820	9,408	712,831	3,368	33,513	701,089	416,376	224,653	1,379,019
1-3/32 . . . . .	65	33,156	103,959	8,567	168	145,915	461	8,315	231,399	109,660	29,275	379,110
1-1/8 . . . . .	-	1,337	5,747	210	10	7,304	-	91	3,708	1,985	206	5,990
1-5/32 . . . . .	-	-	142	10	-	152	-	-	177	151	43	371
1-3/16 . . . . .	-	-	10	-	-	10	-	9	35	61	8	113
1-7/32 . . . . .	-	-	-	-	-	-	-	-	36	54	-	90
1-1/4 & longer .	-	-	-	-	-	-	-	9	37	47	-	93
<b>All staples . . .</b>	<b>580</b>	<b>336,664</b>	<b>582,950</b>	<b>334,242</b>	<b>91,735</b>	<b>1/1,346,171</b>	<b>4,437</b>	<b>44,031</b>	<b>948,495</b>	<b>557,333</b>	<b>409,530</b>	<b>1/1,963,826</b>
<b>Average staple (32nd inches) .</b>	<b>33.3</b>	<b>33.8</b>	<b>34.0</b>	<b>33.4</b>	<b>32.7</b>	<b>33.7</b>	<b>34.0</b>	<b>34.1</b>	<b>34.2</b>	<b>34.2</b>	<b>33.6</b>	<b>34.1</b>

1/ As reported by the Bureau of the Census, running bales.

Table 31. -- Grade and staple of upland cotton ginned, during specified periods, by States, 1960-61

Grade and staple	FLORIDA						GEORGIA					
	Prior to Sept. 1	September	October	November	After Nov. 30	Total Crop	Prior to Sept. 1	September	October	November	After Nov. 30	Total Crop
Grade	Bales	Bales	Bales	Bales	Bales	Bales	Bales	Bales	Bales	Bales	Bales	Bales
<b>White:</b>												
G.M. . . . .	-	-	-	-	-	-	92	81	-	-	-	173
S.M. . . . .	159	189	-	-	-	348	17,148	14,518	760	186	25	32,637
M. . . . .	11	27	-	-	-	38	2,378	3,924	196	-	8	6,506
M. . . . .	1,268	1,338	82	15	-	2,703	41,079	86,636	14,909	3,287	240	146,151
S.L.M.+ . . . .	57	146	9	-	-	212	3,858	21,457	4,497	517	105	30,434
S.L.M. . . . .	783	951	188	-	-	1,922	6,732	56,194	50,907	10,079	1,272	125,184
L.M.+ . . . .	138	206	27	6	-	377	743	8,063	5,617	1,494	160	16,077
L.M. . . . .	471	1,128	513	36	-	2,148	469	16,284	17,213	4,483	1,058	39,507
S.G.O.+ . . . .	11	64	27	7	-	109	-	404	561	220	113	1,298
S.G.O. . . . .	23	254	197	13	27	514	39	1,443	2,672	441	148	4,743
G.O.+ . . . .	-	-	-	-	-	-	-	12	20	20	7	59
G.O. . . . .	-	18	18	-	-	36	-	100	217	26	-	343
<b>Total</b>	<b>2,921</b>	<b>4,321</b>	<b>1,061</b>	<b>77</b>	<b>27</b>	<b>8,407</b>	<b>72,538</b>	<b>209,116</b>	<b>97,569</b>	<b>20,753</b>	<b>3,136</b>	<b>403,112</b>
<b>Light Spotted:</b>												
G.M. . . . .	-	-	-	-	-	-	12	-	-	-	-	12
S.M. . . . .	149	345	27	-	-	521	1,334	7,851	1,880	642	92	11,799
M. . . . .	112	367	242	-	-	721	2,114	17,822	13,956	5,464	881	40,237
S.L.M. . . . .	80	325	425	13	-	843	270	8,682	11,992	4,636	1,630	27,210
L.M. . . . .	11	206	352	38	-	607	61	2,124	5,491	1,372	946	9,994
<b>Total</b>	<b>352</b>	<b>1,243</b>	<b>1,046</b>	<b>51</b>	<b>-</b>	<b>2,692</b>	<b>3,791</b>	<b>36,479</b>	<b>33,319</b>	<b>12,114</b>	<b>3,549</b>	<b>89,252</b>
<b>Spotted:</b>												
All grades . .	23	36	9	-	-	68	60	920	1,213	458	1,357	4,008
<b>Tinged:</b>												
All grades . .	-	-	-	-	-	-	-	22	17	41	311	391
<b>Light Gray:</b>												
All grades . .	11	47	27	-	-	85	211	3,367	4,290	1,274	85	9,227
<b>Gray:</b>												
All grades . .	-	19	-	-	-	19	25	198	253	31	8	515
<b>Below Grade. . .</b>												
All grades . . .	-	27	90	14	-	131	13	59	1,125	164	127	1,488
<b>All grades . . .</b>	<b>3,307</b>	<b>5,693</b>	<b>2,233</b>	<b>142</b>	<b>27</b>	<b>11,402</b>	<b>76,638</b>	<b>250,161</b>	<b>137,786</b>	<b>34,835</b>	<b>8,573</b>	<b>507,993</b>
<b>Grade index. . .</b>	<b>95.5</b>	<b>92.6</b>	<b>86.1</b>	<b>82.3</b>	<b>76.0</b>	<b>92.0</b>	<b>100.0</b>	<b>96.3</b>	<b>92.1</b>	<b>92.1</b>	<b>87.4</b>	<b>95.3</b>
<b>Staple (inches)</b>												
13/16 & shorter.	-	-	-	-	-	-	-	-	-	-	-	-
7/8. . . . .	-	-	-	-	-	-	-	8	7	15	-	30
29/32. . . . .	-	9	-	-	-	9	-	13	8	7	-	28
15/16. . . . .	-	37	72	14	-	123	25	60	334	135	156	710
31/32. . . . .	-	81	162	50	13	306	143	734	1,494	438	643	3,452
1 . . . . .	305	1,206	1,214	64	14	2,803	3,150	16,150	11,100	3,746	2,699	36,845
1-1/32 . . . . .	1,793	3,442	632	14	-	5,881	28,885	145,918	70,923	23,232	4,429	273,387
1-1/16 . . . . .	1,164	909	144	-	-	2,217	38,115	82,320	47,440	6,813	551	175,239
1-3/32 . . . . .	34	9	9	-	-	52	5,975	4,666	5,666	430	72	16,809
1-1/8. . . . .	11	-	-	-	-	11	345	291	732	18	16	1,402
1-5/32 . . . . .	-	-	-	-	-	-	-	7	77	-	-	84
1-3/16 . . . . .	-	-	-	-	-	-	-	7	-	-	-	7
1-7/32 . . . . .	-	-	-	-	-	-	-	-	-	-	-	-
1-1/4 & longer .	-	-	-	-	-	-	-	-	-	-	-	-
<b>All staples. . .</b>	<b>3,307</b>	<b>5,693</b>	<b>2,233</b>	<b>142</b>	<b>27</b>	<b>11,402</b>	<b>76,638</b>	<b>250,161</b>	<b>137,786</b>	<b>34,835</b>	<b>8,573</b>	<b>507,993</b>
<b>Average staple (32nd inches)</b>												
<b>All staples. . .</b>	<b>33.3</b>	<b>32.9</b>	<b>32.3</b>	<b>31.5</b>	<b>31.5</b>	<b>32.9</b>	<b>33.6</b>	<b>33.3</b>	<b>33.3</b>	<b>33.1</b>	<b>32.6</b>	<b>33.3</b>

1/ As reported by the Bureau of the Census, running bales.

Table 32. -- Grade and staple of upland cotton ginned, during specified periods, by States, 1960-61

Grade and staple	ILLINOIS						KENTUCKY					
	Prior to Sept. 1	September	October	November	After Nov. 30	Total Crop	Prior to Sept. 1	September	October	November	After Nov. 30	Total Crop
Grade	Bales	Bales	Bales	Bales	Bales	Bales	Bales	Bales	Bales	Bales	Bales	Bales
<b>White:</b>												
G.M. . . . .	-	-	-	-	-	-	-	-	-	-	-	-
S.M. . . . .	-	-	42	-	-	42	-	125	228	-	-	353
M+. . . . .	-	-	14	-	-	14	-	88	53	-	-	141
M. . . . .	-	75	343	25	-	443	-	775	1,537	103	-	2,415
S.L.M+. . . . .	-	-	33	9	-	42	-	18	305	8	-	331
S.L.M. . . . .	-	6	166	119	8	299	-	110	949	562	15	1,636
L.M+. . . . .	-	-	-	9	-	9	-	-	63	66	-	129
L.M. . . . .	-	-	-	53	-	53	-	-	16	240	33	289
S.G.O+. . . . .	-	-	-	-	-	-	-	-	16	8	-	24
S.G.O. . . . .	-	-	-	34	-	34	-	-	-	50	15	65
G.O+. . . . .	-	-	-	-	-	-	-	-	-	-	-	-
G.O. . . . .	-	-	-	-	-	-	-	-	-	-	-	-
<b>Total</b>	-	81	598	249	8	936	-	1,116	3,167	1,037	63	5,383
<b>Light Spotted:</b>												
G.M. . . . .	-	-	-	-	-	-	-	-	26	-	-	26
S.M. . . . .	-	-	-	9	-	9	-	37	16	-	-	53
M. . . . .	-	-	39	78	7	124	-	55	31	98	-	184
S.L.M. . . . .	-	-	-	61	18	79	-	18	-	190	67	275
L.M. . . . .	-	-	-	27	49	76	-	-	-	85	33	118
<b>Total</b>	-	-	39	175	74	288	-	110	73	373	100	656
<b>Spotted:</b>												
G.M. . . . .	-	-	-	-	-	-	-	-	-	-	-	-
S.M. . . . .	-	-	-	-	-	-	-	-	-	-	-	-
M. . . . .	-	-	-	18	-	18	-	-	-	23	-	23
S.L.M. . . . .	-	-	-	-	-	-	-	-	-	-	59	59
L.M. . . . .	-	-	-	-	43	43	-	-	-	-	207	207
<b>Total</b>	-	-	-	18	43	61	-	-	-	23	266	289
<b>Tinged:</b>												
All grades . . .	-	-	-	-	-	-	-	-	-	11	-	11
<b>Light Gray:</b>												
All grades . . .	-	-	-	9	-	9	-	-	16	32	89	137
All grades . . .	-	81	637	451	125	1/ 1,294	-	1,226	3,256	1,476	518	1/ 6,476
Grade index . . .	-	99.6	98.4	91.1	81.4	94.3	-	99.7	97.9	90.8	82.2	95.4
<b>Staple (inches)</b>												
13/16 & shorter.	-	-	-	-	-	-	-	-	-	-	-	-
7/8. . . . .	-	-	-	-	-	-	-	-	-	-	-	-
29/32. . . . .	-	-	-	-	-	-	-	-	-	-	-	-
15/16. . . . .	-	-	-	-	-	-	-	-	-	-	22	22
31/32. . . . .	-	-	-	-	-	-	-	-	-	11	55	66
1 . . . . .	-	-	-	9	54	63	-	-	-	125	219	344
1-1/32 . . . . .	-	-	22	270	71	363	-	55	399	887	222	1,563
1-1/16 . . . . .	-	56	523	163	-	742	-	920	2,683	453	-	4,056
1-3/32 . . . . .	-	25	92	9	-	126	-	215	148	-	-	363
1-1/8. . . . .	-	-	-	-	-	-	-	36	26	-	-	62
1-5/32 . . . . .	-	-	-	-	-	-	-	-	-	-	-	-
1-3/16 . . . . .	-	-	-	-	-	-	-	-	-	-	-	-
1-7/32 . . . . .	-	-	-	-	-	-	-	-	-	-	-	-
1-1/4 & longer .	-	-	-	-	-	-	-	-	-	-	-	-
<b>All staples . . .</b>	-	81	637	451	125	1/ 1,294	-	1,226	3,256	1,476	518	1/ 6,476
<b>Average staple (32nd inches) .</b>	-	34.3	34.1	33.4	32.6	33.7	-	34.2	33.9	33.2	32.2	33.7

1/ As reported by the Bureau of the Census, running bales.

Table 33. -- Grade and staple of upland cotton ginned, during specified periods, by States, 1960-61

LOUISIANA							MISSISSIPPI					
Grade and staple	Prior to Sept. 1	September	October	November	After Nov. 30	Total Crop	Prior to Sept. 1	September	October	November	After Nov. 30	Total Crop
Grade	Bales	Bales	Bales	Bales	Bales	Bales	Bales	Bales	Bales	Bales	Bales	Bales
<b>White:</b>												
G.M. . . . .	-	-	32	-	-	32	28	439	96	-	-	563
S.M. . . . .	894	17,689	9,734	301	73	28,691	3,509	74,773	16,637	588	21	95,528
M.+ . . . .	198	1,579	1,834	60	-	3,671	958	23,408	8,249	427	12	33,054
M. . . . .	3,938	71,385	54,163	14,911	924	145,321	9,877	236,255	136,733	19,535	705	403,105
S.L.M.+ . . . .	235	2,901	7,184	4,756	247	15,323	446	18,525	26,706	7,016	617	53,310
S.L.M. . . . .	1,706	32,908	76,202	54,324	7,836	172,976	1,840	76,085	254,175	125,618	15,001	472,719
L.M.+ . . . .	13	828	5,235	6,503	1,023	13,602	-	5,705	23,471	13,010	2,456	44,642
L.M. . . . .	128	3,001	17,864	15,741	7,704	44,438	205	10,175	60,391	49,557	21,447	141,775
S.G.O.+ . . . .	-	-	130	99	28	257	-	54	526	658	419	1,657
S.G.O. . . . .	6	235	1,331	1,681	1,260	4,513	12	638	3,823	6,519	7,201	18,193
G.O.+ . . . .	-	-	-	10	8	18	-	-	-	37	32	69
G.O. . . . .	-	32	59	64	76	231	-	11	228	758	1,632	2,629
<b>Total</b>	<b>7,118</b>	<b>130,558</b>	<b>173,768</b>	<b>98,450</b>	<b>19,179</b>	<b>429,073</b>	<b>16,875</b>	<b>446,068</b>	<b>531,035</b>	<b>223,723</b>	<b>49,543</b>	<b>1,267,244</b>
<b>Light Spotted:</b>												
G.M. . . . .	-	10	-	-	-	10	-	103	-	-	-	103
S.M. . . . .	-	251	1,174	520	69	2,014	125	4,050	5,801	1,576	108	11,660
M. . . . .	166	2,776	7,444	6,836	2,497	19,719	413	8,158	35,452	21,995	2,475	68,493
S.L.M. . . . .	122	1,822	4,922	6,132	7,856	20,854	98	4,410	54,762	33,964	10,610	103,844
L.M. . . . .	50	267	927	1,116	3,601	5,961	26	659	8,729	8,139	8,991	26,544
<b>Total</b>	<b>338</b>	<b>5,126</b>	<b>14,467</b>	<b>14,604</b>	<b>14,023</b>	<b>48,558</b>	<b>662</b>	<b>17,380</b>	<b>104,744</b>	<b>65,674</b>	<b>22,184</b>	<b>210,644</b>
<b>Spotted:</b>												
All grades . .	-	19	163	404	2,315	2,901	-	108	1,654	1,282	3,144	6,188
<b>Tinged:</b>												
All grades . .	-	11	-	-	318	329	-	11	32	8	118	169
<b>Light Gray:</b>												
All grades . .	722	8,028	2,189	1,847	674	13,460	216	2,536	15,294	18,950	3,946	40,942
<b>Gray:</b>												
All grades . .	76	1,391	73	28	11	1,579	12	131	287	187	291	908
<b>Below Grade. . .</b>												
	13	182	37	72	208	512	-	11	316	650	905	1,882
<b>All grades . . .</b>	<b>8,267</b>	<b>145,315</b>	<b>190,697</b>	<b>115,405</b>	<b>36,728</b>	<b>1/ 496,412</b>	<b>17,765</b>	<b>466,245</b>	<b>653,362</b>	<b>310,474</b>	<b>80,131</b>	<b>1/1,527,977</b>
<b>Grade index. . .</b>	<b>97.8</b>	<b>98.0</b>	<b>95.3</b>	<b>92.9</b>	<b>88.1</b>	<b>95.0</b>	<b>99.8</b>	<b>99.0</b>	<b>94.2</b>	<b>91.7</b>	<b>86.0</b>	<b>94.8</b>
<b>Staple (inches)</b>												
13/16 & shorter.	-	10	-	-	-	10	-	-	-	-	-	-
7/8. . . . .	-	51	7	-	26	84	-	-	24	102	45	171
29/32. . . . .	6	180	39	81	-	306	-	9	48	84	14	155
15/16. . . . .	51	847	209	200	93	1,400	13	181	214	1,142	374	1,924
31/32. . . . .	99	1,434	227	358	174	2,292	37	720	599	3,319	1,654	6,329
1 . . . . .	719	16,059	3,471	3,989	3,077	27,315	521	9,573	16,344	38,044	23,005	87,487
1-1/32 . . . . .	2,843	69,307	55,716	58,574	21,895	208,335	3,727	136,246	255,276	176,487	46,680	618,416
1-1/16 . . . . .	4,269	52,200	120,239	50,971	11,307	238,986	11,012	288,077	346,599	85,531	8,085	739,304
1-3/32 . . . . .	280	4,932	10,611	1,232	148	17,203	2,370	29,612	31,888	5,622	274	69,766
1-1/8. . . . .	-	295	178	-	8	481	71	1,709	2,232	135	-	4,147
1-5/32 . . . . .	-	-	-	-	-	-	14	118	114	8	-	254
1-3/16 . . . . .	-	-	-	-	-	-	-	-	24	-	-	24
1-7/32 . . . . .	-	-	-	-	-	-	-	-	-	-	-	-
1-1/4 & longer .	-	-	-	-	-	-	-	-	-	-	-	-
<b>All staples. . .</b>	<b>8,267</b>	<b>145,315</b>	<b>190,697</b>	<b>115,405</b>	<b>36,728</b>	<b>1/ 496,412</b>	<b>17,765</b>	<b>466,245</b>	<b>653,362</b>	<b>310,474</b>	<b>80,131</b>	<b>1/1,527,977</b>
<b>Average staple (32nd inches)</b>												
	33.5	33.3	33.7	33.4	33.2	33.5	33.9	33.7	33.6	33.2	32.8	33.5

1/ As reported by the Bureau of the Census, running bales.

Table 34. -- Grade and staple of upland cotton ginned, during specified periods, by States, 1960-61

MISSOURI							NEVADA					
Grade and staple	Prior to Sept. 1	September	October	November	After Nov. 30	Total Crop	Prior to Sept. 1	September	October	November	After Nov. 30	Total Crop
Grade	Bales	Bales	Bales	Bales	Bales	Bales	Bales	Bales	Bales	Bales	Bales	Bales
<b>White:</b>												
O.M. . . . .	-	73	-	-	-	73	-	-	15	-	-	15
S.M. . . . .	-	13,700	4,340	37	-	18,077	-	35	621	306	15	977
M+. . . . .	-	279	192	-	-	471	-	-	78	97	-	175
M. . . . .	-	63,159	69,286	5,655	35	138,135	-	118	1,653	1,374	208	3,353
S.L.M+. . . . .	-	3,113	3,519	47	-	6,679	-	-	47	57	61	165
S.L.M. . . . .	-	43,008	126,437	31,259	215	200,919	-	-	16	165	235	416
L.M+. . . . .	-	4,405	12,418	2,545	-	19,368	-	-	-	-	22	22
L.M. . . . .	-	2,064	25,571	21,813	1,716	51,164	-	-	-	-	86	86
S.G.O+. . . . .	-	39	413	371	35	858	-	-	-	-	-	-
S.G.O. . . . .	-	79	507	1,504	1,372	3,462	-	-	-	-	18	18
G.O+. . . . .	-	-	-	40	-	40	-	-	-	-	-	-
G.O. . . . .	-	-	41	120	334	495	-	-	-	-	9	9
<b>Total</b>	-	<b>129,919</b>	<b>242,724</b>	<b>63,391</b>	<b>3,707</b>	<b>439,741</b>	-	<b>153</b>	<b>2,430</b>	<b>1,999</b>	<b>654</b>	<b>5,236</b>
<b>Light Spotted:</b>												
G.M. . . . .	-	-	-	9	-	9	-	-	-	-	-	-
S.M. . . . .	-	280	434	383	-	1,097	-	-	-	7	-	7
M. . . . .	-	963	2,695	3,104	80	6,842	-	-	-	-	9	9
S.L.M. . . . .	-	343	1,288	5,580	1,350	8,561	-	-	-	-	47	47
L.M. . . . .	-	40	299	2,316	4,423	7,078	-	-	-	-	-	-
<b>Total</b>	-	<b>1,626</b>	<b>4,716</b>	<b>11,392</b>	<b>5,853</b>	<b>23,587</b>	-	-	-	<b>7</b>	<b>56</b>	<b>63</b>
<b>Spotted:</b>												
All grades . .	-	11	43	1,096	4,107	5,257	-	-	-	-	-	-
<b>Tinged:</b>												
All grades . .	-	-	-	40	409	449	-	-	-	-	-	-
<b>Light Gray:</b>												
All grades . .	-	283	2,145	1,804	298	4,530	-	12	31	-	-	43
<b>Gray:</b>												
All grades . .	-	61	79	69	367	576	-	-	-	-	-	-
<b>Below Grade. . .</b>												
All grades . . . .	-	10	-	112	6,358	6,480	-	-	-	-	9	9
<b>All grades . . . .</b>	-	<b>131,910</b>	<b>249,707</b>	<b>77,904</b>	<b>21,099</b>	<b>1/ 480,620</b>	-	<b>165</b>	<b>2,461</b>	<b>2,006</b>	<b>719</b>	<b>1/ 5,351</b>
<b>Grade index. . . .</b>	-	<b>97.7</b>	<b>94.7</b>	<b>90.5</b>	<b>74.2</b>	<b>93.9</b>	-	<b>100.7</b>	<b>101.0</b>	<b>100.1</b>	<b>93.5</b>	<b>99.7</b>
<b>Staple (inches)</b>												
13/16 & shorter.	-	-	-	-	-	-	-	-	-	-	-	-
7/8. . . . .	-	-	-	20	-	20	-	-	-	-	-	-
29/32. . . . .	-	-	-	-	12	12	-	-	-	-	-	-
15/16. . . . .	-	10	51	244	868	1,173	-	-	-	-	-	-
31/32. . . . .	-	10	101	1,524	6,537	8,172	-	-	-	-	-	-
1 . . . . .	-	484	1,906	16,333	9,187	27,910	-	-	-	-	-	-
1-1/32 . . . . .	-	14,408	36,168	48,854	4,304	103,734	-	-	-	-	47	47
1-1/16 . . . . .	-	101,202	159,561	10,872	191	271,826	-	-	32	-	208	240
1-3/32 . . . . .	-	15,499	49,401	48	-	64,948	-	24	304	568	272	1,168
1-1/8. . . . .	-	287	2,374	9	-	2,670	-	94	1,858	1,379	183	3,514
1-5/32 . . . . .	-	10	145	-	-	155	-	47	267	59	9	382
1-3/16 . . . . .	-	-	-	-	-	-	-	-	-	-	-	-
1-7/32 . . . . .	-	-	-	-	-	-	-	-	-	-	-	-
1-1/4 & longer .	-	-	-	-	-	-	-	-	-	-	-	-
<b>All staples. . . .</b>	-	<b>131,910</b>	<b>249,707</b>	<b>77,904</b>	<b>21,099</b>	<b>1/ 480,620</b>	-	<b>165</b>	<b>2,461</b>	<b>2,006</b>	<b>719</b>	<b>1/ 5,351</b>
<b>Average staple (32nd inches) .</b>	-	<b>34.0</b>	<b>34.1</b>	<b>32.9</b>	<b>31.8</b>	<b>33.8</b>	-	<b>36.1</b>	<b>36.0</b>	<b>35.7</b>	<b>34.9</b>	<b>35.7</b>

1/ As reported by the Bureau of the Census, running bales.

Table 35. -- Grade and staple of upland cotton ginned, during specified periods, by States, 1960-61

NEW MEXICO							NORTH CAROLINA					
Grade and staple	Prior to Sept. 1	September	October	November	After Nov. 30	Total Crop	Prior to Sept. 1	September	October	November	After Nov. 30	Total Crop
Grade	Bales	Bales	Bales	Bales	Bales	Bales	Bales	Bales	Bales	Bales	Bales	Bales
<b>White:</b>												
G.M. . . . .	-	2,838	10,397	3,717	35	16,987	-	15	-	-	-	15
S.M. . . . .	-	12,396	41,435	29,773	948	84,552	-	2,146	145	50	-	2,341
M+. . . . .	-	82	591	572	35	1,280	-	288	33	-	-	321
M. . . . .	-	2,297	38,655	43,238	3,526	87,716	-	36,934	21,178	1,604	123	59,839
S.L.M+. . . .	-	55	2,295	4,958	380	7,688	-	3,970	3,642	446	22	8,080
S.L.M. . . . .	-	477	10,714	13,683	5,724	30,598	-	16,548	51,363	24,968	2,430	95,309
L.M+. . . . .	-	-	115	530	407	1,052	-	945	2,358	1,230	179	4,712
L.M. . . . .	-	10	231	487	1,423	2,151	-	2,069	4,951	5,784	1,260	14,064
S.G.O+. . . .	-	-	12	26	104	142	-	8	12	64	36	120
S.G.O. . . . .	-	-	-	78	355	433	-	42	374	304	201	921
G.O+. . . . .	-	-	-	-	32	32	-	-	-	8	-	8
G.O. . . . .	-	-	-	-	242	242	-	-	18	49	16	83
<b>Total</b>	-	18,155	104,445	97,062	13,211	232,873	-	62,965	84,074	34,507	4,267	185,813
<b>Light Spotted:</b>												
G.M. . . . .	-	-	22	132	8	162	-	-	9	-	-	9
S.M. . . . .	-	87	745	2,781	1,267	4,880	-	437	691	424	-	1,552
M. . . . .	-	139	638	4,792	5,923	11,492	-	7,717	12,265	5,939	689	26,610
S.L.M. . . . .	-	-	80	890	3,834	4,804	-	1,361	7,999	5,397	1,850	16,607
L.M. . . . .	-	-	-	90	840	930	-	112	920	979	433	2,444
<b>Total</b>	-	226	1,485	8,685	11,872	22,268	-	9,627	21,884	12,739	2,972	47,222
<b>Spotted:</b>												
All grades . .	-	-	12	422	2,664	3,098	-	117	150	474	1,622	2,363
<b>Tinged:</b>												
All grades . .	-	-	-	11	250	261	-	8	-	-	290	298
<b>Light Gray:</b>												
G.M. . . . .	-	-	12	20	-	32	-	-	10	10	-	20
S.M. . . . .	-	10	536	1,273	206	2,025	-	113	1,513	3,129	150	4,905
M. . . . .	-	10	90	421	339	860	-	132	718	2,238	673	3,761
S.L.M. . . . .	-	-	11	10	48	69	-	-	19	116	116	251
<b>Total</b>	-	20	649	1,724	593	2,986	-	245	2,260	5,493	939	8,937
<b>Gray:</b>												
All grades . .	-	-	-	26	28	54	-	8	82	80	79	249
<b>Below Grade. . .</b>	-	-	12	20	693	725	-	25	84	33	56	198
<b>All grades . . .</b>	-	18,401	106,603	107,950	29,311	1/ 262,265	-	72,995	108,534	53,326	10,225	1/ 245,080
<b>Grade index. . .</b>	-	103.3	101.3	100.0	92.5	99.9	-	97.4	94.6	92.7	89.1	94.8
<b>Staple (inches)</b>												
13/16 & shorter.	-	-	12	41	30	83	-	-	-	-	-	-
7/8. . . . .	-	-	-	130	318	448	-	-	-	-	-	-
29/32. . . . .	-	-	24	617	880	1,521	-	-	-	-	-	-
15/16. . . . .	-	69	223	3,570	5,018	8,880	-	-	-	38	13	51
31/32. . . . .	-	60	359	2,500	1,254	4,173	-	13	10	207	143	373
1 . . . . .	-	110	727	2,293	2,549	5,679	-	1,177	2,174	4,148	2,087	9,586
1-1/32 . . . . .	-	107	828	1,492	1,150	3,577	-	27,829	36,013	31,440	6,865	102,147
1-1/16 . . . . .	-	248	1,974	4,997	9,261	16,480	-	41,443	65,650	17,071	1,117	125,281
1-3/32 . . . . .	-	580	3,306	12,470	5,386	21,742	-	2,439	4,529	411	-	7,379
1-1/8. . . . .	-	10,844	44,704	59,455	2,825	117,828	-	94	147	11	-	252
1-5/32 . . . . .	-	6,235	52,817	19,783	62	78,897	-	-	-	-	-	-
1-3/16 . . . . .	-	88	712	140	7	947	-	-	11	-	-	11
1-7/32 . . . . .	-	-	116	149	-	265	-	-	-	-	-	-
1-1/4 & longer .	-	60	801	313	571	1,745	-	-	-	-	-	-
<b>All staples. . .</b>	-	18,401	106,603	107,950	29,311	1/ 262,265	-	72,995	108,534	53,326	10,225	1/ 245,080
<b>Average staple (32nd inches)</b>	-	36.2	36.4	35.5	33.3	35.7	-	33.6	33.7	33.2	32.9	33.5

1/ As reported by the Bureau of the Census, running bales.

Table 36. -- Grade and staple of upland cotton ginned, during specified periods, by States, 1960-61

OKLAHOMA							SOUTH CAROLINA					
Grade and staple	Prior to Sept. 1	September	October	November	After Nov. 30	Total Crop	Prior to Sept. 1	September	October	November	After Nov. 30	Total Crop
Grade	Bales	Bales	Bales	Bales	Bales	Bales	Bales	Bales	Bales	Bales	Bales	Bales
<b>White:</b>												
G.M. . . . .	-	18	-	-	-	18	12	47	-	-	-	59
S.M. . . . .	-	4,529	3,999	59	11	8,598	5,813	17,707	630	122	11	24,283
M.+ . . . .	-	167	347	23	-	537	559	1,099	107	7	-	1,772
M. . . . .	-	9,312	11,691	2,146	67	23,216	22,312	118,172	28,542	1,003	137	170,166
S.L.M.+ . . . .	-	302	1,252	776	5	2,335	2,288	7,460	3,105	338	8	13,199
S.L.M. . . . .	-	1,485	8,422	21,639	700	32,246	2,443	48,602	61,474	16,062	1,504	130,085
L.M.+ . . . .	-	94	1,586	3,005	127	4,812	106	2,191	2,886	823	23	6,029
L.M. . . . .	-	170	3,804	10,687	628	15,289	133	5,029	10,635	5,310	1,422	22,529
S.G.O.+ . . . .	-	26	261	452	48	787	-	36	139	42	15	232
S.G.O. . . . .	-	43	744	1,275	115	2,177	-	204	447	295	330	1,276
G.O.+ . . . .	-	-	93	13	-	106	-	-	9	-	-	9
G.O. . . . .	-	-	44	194	-	238	-	-	41	17	116	174
<b>Total</b>	<b>-</b>	<b>16,146</b>	<b>32,243</b>	<b>40,269</b>	<b>1,701</b>	<b>90,359</b>	<b>33,666</b>	<b>200,547</b>	<b>108,015</b>	<b>24,019</b>	<b>3,566</b>	<b>369,813</b>
<b>Light Spotted:</b>												
G.M. . . . .	-	45	92	-	-	137	12	41	11	-	-	64
S.M. . . . .	-	9,966	19,032	2,387	159	31,544	301	2,807	4,590	1,191	68	8,957
M. . . . .	-	7,477	26,688	94,517	6,744	135,426	78	2,563	8,233	2,923	467	14,264
S.L.M. . . . .	-	1,264	17,072	98,291	10,828	127,455	47	659	6,572	4,816	1,559	13,653
L.M. . . . .	-	75	2,356	10,904	2,705	16,040	-	142	875	599	437	2,053
<b>Total</b>	<b>-</b>	<b>18,827</b>	<b>65,240</b>	<b>206,099</b>	<b>20,436</b>	<b>310,602</b>	<b>438</b>	<b>6,212</b>	<b>20,281</b>	<b>9,529</b>	<b>2,531</b>	<b>38,991</b>
<b>Spotted:</b>												
G.M. . . . .	-	-	-	-	-	-	-	-	-	-	-	-
S.M. . . . .	-	34	118	869	155	1,176	17	-	20	8	-	45
M. . . . .	-	52	433	13,324	5,699	19,508	-	35	107	84	49	275
S.L.M. . . . .	-	17	328	8,065	8,610	17,020	-	-	135	-	27	162
L.M. . . . .	-	9	155	1,402	3,380	4,946	-	36	61	19	42	158
<b>Total</b>	<b>-</b>	<b>112</b>	<b>1,034</b>	<b>23,660</b>	<b>17,844</b>	<b>42,650</b>	<b>17</b>	<b>71</b>	<b>323</b>	<b>111</b>	<b>118</b>	<b>640</b>
<b>Tinged:</b>												
All grades . .	-	-	61	1,698	6,156	7,915	-	-	23	-	15	38
<b>Yellow Stained:</b>												
All grades . .	-	-	-	38	104	142	-	-	-	-	-	-
<b>Light Gray:</b>												
All grades . .	-	18	127	804	62	1,011	178	1,498	4,180	2,175	508	8,539
<b>Gray:</b>												
All grades . .	-	9	-	63	8	80	12	149	103	27	11	302
Below Grade. . .	-	-	33	507	677	1,217	-	10	105	40	22	177
<b>All grades . . .</b>	<b>-</b>	<b>35,112</b>	<b>98,738</b>	<b>273,138</b>	<b>46,988</b>	<b>1/ 453,976</b>	<b>34,311</b>	<b>208,487</b>	<b>133,030</b>	<b>35,901</b>	<b>6,771</b>	<b>1/ 418,500</b>
<b>Grade index. . .</b>	<b>-</b>	<b>99.6</b>	<b>95.7</b>	<b>91.7</b>	<b>86.0</b>	<b>92.6</b>	<b>100.0</b>	<b>98.2</b>	<b>94.6</b>	<b>92.2</b>	<b>88.6</b>	<b>96.6</b>
<b>Staple (inches)</b>												
13/16 & shorter.	-	10	-	113	20	143	-	-	-	-	-	-
7/8. . . . .	-	255	99	1,107	467	1,928	-	-	-	-	11	11
29/32. . . . .	-	1,517	992	10,311	5,824	18,644	-	-	8	9	-	17
15/16. . . . .	-	8,086	9,767	86,531	27,003	131,387	-	-	-	31	98	129
31/32. . . . .	-	12,010	35,171	129,282	10,157	186,620	-	-	57	28	461	546
1 . . . . .	-	8,234	29,569	29,223	2,069	69,095	70	354	1,578	986	1,673	4,661
1-1/32 . . . . .	-	3,354	14,029	8,055	981	26,419	4,059	51,760	44,602	18,485	3,212	122,118
1-1/16 . . . . .	-	1,102	6,319	5,185	312	12,918	24,466	148,374	62,749	15,515	1,145	272,249
1-3/32 . . . . .	-	365	2,070	2,385	133	4,953	5,542	7,831	3,907	787	92	18,159
1-1/8. . . . .	-	179	558	847	22	1,606	174	168	129	60	68	599
1-5/32 . . . . .	-	-	152	99	-	251	-	-	-	-	11	11
1-3/16 . . . . .	-	-	12	-	-	12	-	-	-	-	-	-
1-7/32 . . . . .	-	-	-	-	-	-	-	-	-	-	-	-
1-1/4 & longer .	-	-	-	-	-	-	-	-	-	-	-	-
<b>All staples. . .</b>	<b>-</b>	<b>35,112</b>	<b>98,738</b>	<b>273,138</b>	<b>46,988</b>	<b>1/ 453,976</b>	<b>34,311</b>	<b>208,487</b>	<b>133,030</b>	<b>35,901</b>	<b>6,771</b>	<b>1/ 418,500</b>
<b>Average staple (32nd inches)</b>	<b>-</b>	<b>31.2</b>	<b>31.8</b>	<b>30.9</b>	<b>30.3</b>	<b>31.0</b>	<b>34.0</b>	<b>33.8</b>	<b>33.7</b>	<b>33.4</b>	<b>32.8</b>	<b>33.7</b>

1/ As reported by the Bureau of the Census, running bales.

Table 37. -- Grade and staple of upland cotton ginned, during specified periods, by States, 1960-61

TENNESSEE							TEXAS					
Grade and staple	Prior to Sept. 1	September	October	November	After Nov. 30	Total Crop	Prior to Sept. 1	September	October	November	After Nov. 30	Total Crop
Grade	Bales	Bales	Bales	Bales	Bales	Bales	Bales	Bales	Bales	Bales	Bales	Bales
<b>White:</b>												
G.M. . . . .	-	170	-	-	-	170	1,765	3,143	7,033	228	-	12,169
S.M. . . . .	-	48,268	9,056	140	21	57,485	94,631	87,645	127,153	17,575	668	327,672
M.+ . . . .	-	2,430	1,092	15	-	3,537	5,114	1,754	2,346	877	22	10,113
M. . . . .	-	74,235	94,118	12,309	64	180,726	178,091	109,377	113,946	143,048	4,942	549,404
S.L.M.+ . . . .	-	978	4,924	1,763	30	7,695	13,340	4,728	9,659	15,457	781	43,965
S.L.M. . . . .	-	5,075	94,627	75,592	5,307	180,601	110,289	61,098	59,533	253,674	34,674	519,268
L.M.+ . . . .	-	299	2,924	8,273	455	11,951	10,002	5,392	5,360	19,631	2,342	42,727
L.M. . . . .	-	375	5,995	20,604	7,190	34,164	65,638	31,008	20,804	42,463	9,426	169,339
S.G.O.+ . . . .	-	36	136	336	94	602	1,270	884	659	1,202	256	4,271
S.G.O. . . . .	-	19	237	946	764	1,966	7,327	6,851	3,824	3,182	2,440	23,624
G.O.+ . . . .	-	-	-	11	-	11	126	57	33	35	27	278
G.O. . . . .	-	-	22	73	78	173	768	1,525	637	201	695	3,826
<b>Total</b>	<b>-</b>	<b>131,885</b>	<b>213,131</b>	<b>120,062</b>	<b>14,003</b>	<b>479,081</b>	<b>488,361</b>	<b>313,462</b>	<b>350,987</b>	<b>497,573</b>	<b>56,273</b>	<b>1,706,656</b>
<b>Light Spotted:</b>												
G.M. . . . .	-	22	12	-	-	34	74	210	2,687	581	68	3,620
S.M. . . . .	-	1,218	2,136	1,457	69	4,880	14,825	80,047	130,417	72,596	4,790	302,675
M. . . . .	-	770	12,528	12,689	1,133	27,120	34,246	169,656	158,942	641,399	172,970	1,177,213
S.L.M. . . . .	-	136	4,832	12,121	6,008	23,097	31,286	64,820	104,823	310,429	160,536	671,894
L.M. . . . .	-	-	287	2,173	4,130	6,590	6,665	10,422	20,836	31,186	16,863	85,972
<b>Total</b>	<b>-</b>	<b>2,146</b>	<b>19,795</b>	<b>28,440</b>	<b>11,340</b>	<b>61,721</b>	<b>87,096</b>	<b>325,155</b>	<b>417,705</b>	<b>1,056,191</b>	<b>355,227</b>	<b>2,241,374</b>
<b>Spotted:</b>												
G.M. . . . .	-	-	-	-	-	-	-	-	11	8	-	19
S.M. . . . .	-	40	35	81	46	202	42	120	396	2,994	2,709	6,261
M. . . . .	-	43	103	824	314	1,284	321	988	1,829	38,589	93,282	135,009
S.L.M. . . . .	-	-	69	751	1,704	2,524	570	926	2,299	15,771	69,721	89,287
L.M. . . . .	-	-	-	239	3,040	3,279	411	802	569	1,705	8,165	11,652
<b>Total</b>	<b>-</b>	<b>83</b>	<b>207</b>	<b>1,895</b>	<b>5,104</b>	<b>7,289</b>	<b>1,344</b>	<b>2,836</b>	<b>5,104</b>	<b>59,067</b>	<b>173,877</b>	<b>242,228</b>
<b>Tinged:</b>												
All grades . .	-	-	-	99	277	376	75	20	75	3,004	51,791	54,965
<b>Yellow Stained:</b>												
All grades . .	-	-	-	-	-	-	-	-	-	-	3,013	3,013
<b>Light Gray:</b>												
G.M. . . . .	-	-	22	-	-	22	55	-	11	8	-	74
S.M. . . . .	-	100	7,240	6,557	127	14,024	3,945	692	1,015	3,434	657	9,743
M. . . . .	-	10	2,321	3,649	531	6,511	13,758	11,590	417	1,831	895	28,491
S.L.M. . . . .	-	-	-	161	181	342	6,976	6,920	277	122	143	14,438
<b>Total</b>	<b>-</b>	<b>110</b>	<b>9,583</b>	<b>10,367</b>	<b>839</b>	<b>20,899</b>	<b>24,734</b>	<b>19,202</b>	<b>1,720</b>	<b>5,395</b>	<b>1,695</b>	<b>52,746</b>
<b>Gray:</b>												
All grades . .	-	10	128	88	77	303	3,430	3,381	245	239	350	7,645
<b>Below Grade. . .</b>												
	-	10	45	11	1,141	1,207	123	763	1,731	1,538	5,472	9,627
<b>All grades . . .</b>	<b>-</b>	<b>134,244</b>	<b>242,889</b>	<b>160,962</b>	<b>32,781</b>	<b>1/ 570,876</b>	<b>605,163</b>	<b>664,819</b>	<b>777,567</b>	<b>1,623,007</b>	<b>647,698</b>	<b>1/4,318,254</b>
<b>Grade index. . .</b>	<b>-</b>	<b>101.1</b>	<b>96.7</b>	<b>92.8</b>	<b>85.1</b>	<b>96.0</b>	<b>95.9</b>	<b>96.4</b>	<b>97.1</b>	<b>94.5</b>	<b>89.9</b>	<b>94.8</b>
<b>Staple (inches)</b>												
13/16 & shorter.	-	-	-	-	-	-	326	505	98	462	244	1,635
7/8. . . . .	-	19	-	43	-	62	2,881	5,700	2,602	9,855	6,661	27,699
29/32. . . . .	-	21	12	20	25	78	8,804	39,874	33,015	105,355	100,982	288,030
15/16. . . . .	-	100	184	492	286	1,062	45,613	215,687	201,319	639,087	395,064	1,496,770
31/32. . . . .	-	182	263	1,135	2,300	3,880	98,896	167,389	192,271	563,258	101,139	1,122,953
1 . . . . .	-	1,085	3,271	19,939	14,784	39,079	128,813	89,846	113,720	142,379	16,467	491,225
1-1/32 . . . . .	-	16,187	67,662	106,869	14,862	205,580	186,053	68,722	72,389	38,933	5,066	371,163
1-1/16 . . . . .	-	105,921	162,775	32,023	491	301,210	123,457	39,460	42,241	19,219	11,387	235,764
1-3/32 . . . . .	-	10,019	8,306	421	33	18,779	8,888	7,271	17,075	18,755	7,642	59,631
1-1/8. . . . .	-	679	392	20	-	1,091	868	17,533	52,904	67,657	2,781	141,743
1-5/32 . . . . .	-	31	24	-	-	55	233	12,631	49,026	17,352	127	79,369
1-3/16 . . . . .	-	-	-	-	-	-	141	177	549	287	101	1,255
1-7/32 . . . . .	-	-	-	-	-	-	143	24	109	265	37	578
1-1/4 & longer .	-	-	-	-	-	-	47	-	249	143	-	439
<b>All staples. . .</b>	<b>-</b>	<b>134,244</b>	<b>242,889</b>	<b>160,962</b>	<b>32,781</b>	<b>1/ 570,876</b>	<b>605,163</b>	<b>664,819</b>	<b>777,567</b>	<b>1,623,007</b>	<b>647,698</b>	<b>1/4,318,254</b>
<b>Average staple (32nd inches) .</b>	<b>-</b>	<b>33.9</b>	<b>33.7</b>	<b>33.1</b>	<b>32.4</b>	<b>33.5</b>	<b>32.4</b>	<b>31.3</b>	<b>32.0</b>	<b>31.0</b>	<b>30.2</b>	<b>31.3</b>

1/ As reported by the Bureau of the Census, running bales.



Table 38. -- Grade and staple of upland cotton ginned, during specified periods, by States, 1960-61

VIRGINIA

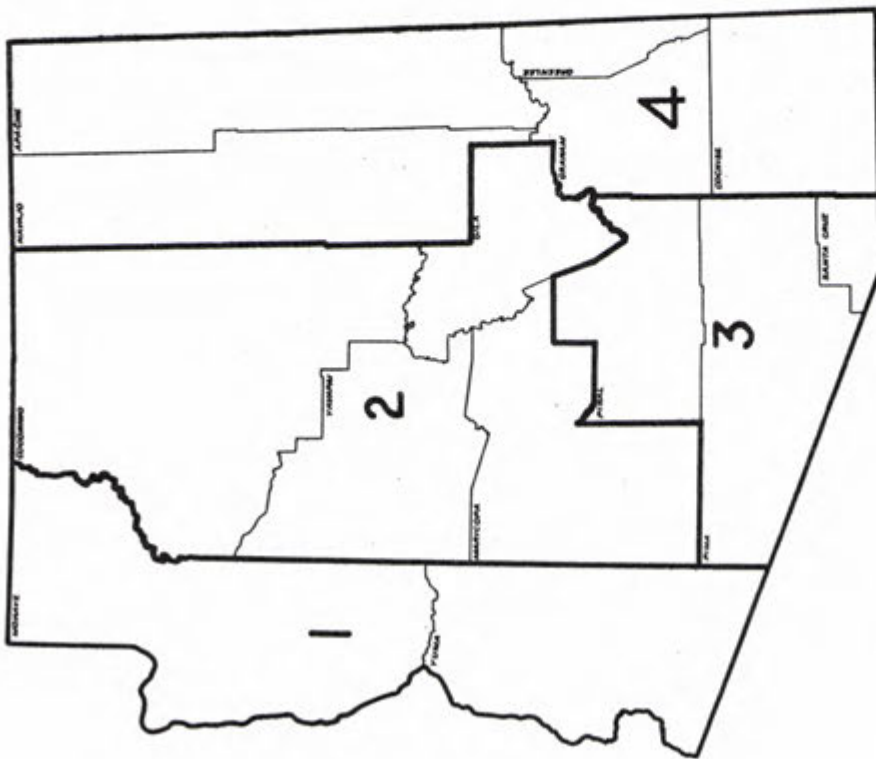
Grade and staple	Prior to Sept. 1	September	October	November	After Nov. 30	Total Crop
Grade	Bales	Bales	Bales	Bales	Bales	Bales
<b>White:</b>						
G.M. . . . .	-	-	-	-	-	-
S.M. . . . .	-	-	-	-	-	-
M+. . . . .	-	-	-	-	-	-
M. . . . .	-	230	170	14	-	414
S.L.M+. . . . .	-	-	-	5	-	5
S.L.M. . . . .	-	1,178	2,348	1,779	94	5,399
L.M+. . . . .	-	-	22	177	94	293
L.M. . . . .	-	66	207	391	204	868
S.G.O+. . . . .	-	-	-	-	54	54
S.G.O. . . . .	-	-	5	8	-	13
G.O+. . . . .	-	-	-	-	-	-
G.O. . . . .	-	-	-	-	-	-
<b>Total</b>	-	<b>1,474</b>	<b>2,752</b>	<b>2,374</b>	<b>446</b>	<b>7,046</b>
<b>Light Spotted:</b>						
G.M. . . . .	-	-	-	-	-	-
S.M. . . . .	-	-	-	-	-	-
M. . . . .	-	44	166	198	-	408
S.L.M. . . . .	-	11	339	711	178	1,239
L.M. . . . .	-	-	53	25	114	192
<b>Total</b>	-	<b>55</b>	<b>558</b>	<b>934</b>	<b>292</b>	<b>1,839</b>
<b>Spotted:</b>						
All grades . .	-	-	-	-	42	42
<b>Light Gray:</b>						
All grades . .	-	-	-	13	4	17
All grades . . .	-	1,529	3,310	3,321	784	<u>1/</u> 8,944
Grade index. . .	-	94.6	93.1	91.7	86.5	92.3
<b>Staple (inches)</b>						
13/16 & shorter.	-	-	-	-	-	-
7/8. . . . .	-	-	-	-	-	-
29/32. . . . .	-	-	-	-	-	-
15/16. . . . .	-	-	-	-	-	-
31/32. . . . .	-	-	-	-	-	-
1 . . . . .	-	20	-	24	51	95
1-1/32 . . . . .	-	196	196	1,089	252	1,733
1-1/16 . . . . .	-	1,037	1,983	2,062	280	5,362
1-3/32 . . . . .	-	276	943	146	193	1,558
1-1/8. . . . .	-	-	188	-	8	196
1-5/32 . . . . .	-	-	-	-	-	-
1-3/16 . . . . .	-	-	-	-	-	-
1-7/32 . . . . .	-	-	-	-	-	-
1-1/4 & longer .	-	-	-	-	-	-
<b>All staples. . .</b>	-	<b>1,529</b>	<b>3,310</b>	<b>3,321</b>	<b>784</b>	<u>1/</u> <b>8,944</b>
<b>Average staple (32nd inches) .</b>	-	<b>34.0</b>	<b>34.3</b>	<b>33.7</b>	<b>33.8</b>	<b>34.0</b>

1/ As reported by the Bureau of the Census, running bales.

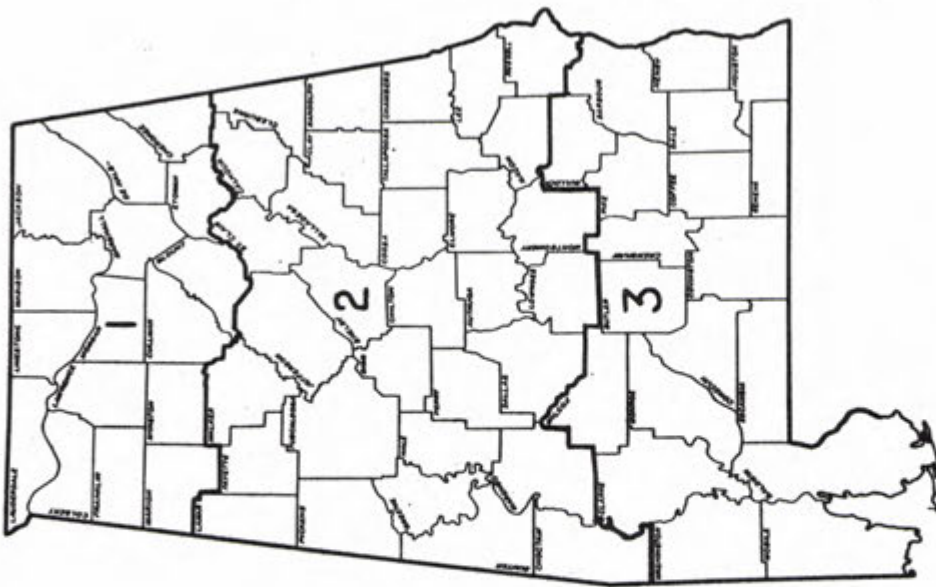
Table 39. -- Grade and staple of upland cotton ginned, by States and districts, 1960-61

Grade and staple	ALABAMA				ARIZONA				
	Ginned in District			Ginned in the State	Ginned in District				Ginned in the State
	1	2	3		1	2	3	4	
<b>White:</b>	<b>Bales</b>	<b>Bales</b>	<b>Bales</b>	<b>Bales</b>	<b>Bales</b>	<b>Bales</b>	<b>Bales</b>	<b>Bales</b>	<b>Bales</b>
G.M. . . . .	157	39	-	196	342	141	153	980	1,616
S.M. . . . .	38,830	16,858	6,084	61,772	12,003	21,354	35,653	11,693	80,703
M.+ . . . .	2,028	1,785	613	4,426	3,303	9,914	15,985	360	29,562
M. . . . .	154,662	69,891	50,980	275,533	23,654	122,484	162,951	23,563	332,652
S.L.M.+ . . . .	8,828	3,788	3,201	15,817	2,535	34,978	37,982	2,714	78,209
S.L.M. . . . .	88,262	35,826	27,119	151,207	9,722	97,790	68,731	9,656	185,899
L.M.+ . . . .	13,033	2,250	3,055	18,338	285	3,236	3,947	904	8,372
L.M. . . . .	22,988	10,462	10,325	43,775	1,048	10,149	6,207	869	18,273
S.G.O.+ . . . .	1,070	107	175	1,352	9	148	351	56	564
S.G.O. . . . .	1,654	1,040	1,803	4,497	222	1,795	1,747	74	3,838
G.O.+ . . . .	36	-	-	36	-	-	15	-	15
G.O. . . . .	151	140	224	515	9	245	387	11	652
<b>Total</b>	<b>331,699</b>	<b>142,186</b>	<b>103,579</b>	<b>577,464</b>	<b>53,132</b>	<b>302,234</b>	<b>334,109</b>	<b>50,880</b>	<b>740,355</b>
<b>Light Spotted:</b>									
G.M. . . . .	13	-	-	13	11	19	12	12	54
S.M. . . . .	7,025	5,567	7,359	19,951	5,298	991	1,040	701	8,030
M. . . . .	26,567	23,753	15,391	65,711	3,735	8,221	6,942	1,011	19,909
S.L.M. . . . .	19,550	20,135	15,883	55,568	1,161	11,072	9,510	299	22,042
L.M. . . . .	3,493	5,760	9,599	18,852	473	6,323	6,838	131	13,765
<b>Total</b>	<b>56,648</b>	<b>55,215</b>	<b>48,232</b>	<b>160,095</b>	<b>10,678</b>	<b>26,626</b>	<b>24,342</b>	<b>2,154</b>	<b>63,800</b>
<b>Spotted:</b>									
All grades . . .	2,795	1,108	1,212	5,115	144	339	251	81	815
<b>Tinged:</b>									
All grades . . .	135	41	39	215	-	13	-	-	13
<b>Light Gray:</b>									
All grades . . .	5,273	2,998	1,444	9,715	311	6,318	1,907	335	8,871
<b>Gray:</b>									
All grades . . .	244	337	260	841	39	153	11	-	203
<b>Below Grade. . .</b>	<b>102</b>	<b>605</b>	<b>1,680</b>	<b>2,387</b>	<b>293</b>	<b>2,110</b>	<b>1,368</b>	<b>10</b>	<b>3,781</b>
<b>All grades . . .</b>	<b>396,896</b>	<b>202,490</b>	<b>156,446</b>	<b>1/ 755,832</b>	<b>64,597</b>	<b>337,793</b>	<b>361,988</b>	<b>53,460</b>	<b>1/ 817,838</b>
<b>Grade index. . .</b>	<b>96.6</b>	<b>95.9</b>	<b>94.3</b>	<b>95.9</b>	<b>98.9</b>	<b>96.4</b>	<b>97.6</b>	<b>99.1</b>	<b>97.3</b>
<b>Staple (inches)</b>									
13/16 & shorter. .	-	-	-	-	-	-	7	-	7
7/8. . . . .	103	-	-	103	-	30	-	-	30
29/32. . . . .	82	57	10	149	18	68	44	-	130
15/16. . . . .	1,028	408	311	1,747	307	2,253	926	-	3,486
31/32. . . . .	2,940	1,464	1,819	6,223	610	8,317	5,817	-	14,744
1 . . . . .	34,506	19,490	20,118	74,114	3,544	16,424	13,912	27	33,907
1-1/32 . . . . .	200,885	106,975	83,813	391,673	11,490	46,664	34,011	69	92,234
1-1/16 . . . . .	152,355	71,527	49,274	273,156	44,702	255,319	258,612	2,127	560,760
1-3/32 . . . . .	4,766	2,494	1,101	8,361	3,884	8,649	39,067	6,982	58,582
1-1/8. . . . .	223	58	-	281	42	61	9,266	27,421	36,790
1-5/32 . . . . .	-	9	-	9	-	8	326	16,617	16,951
1-3/16 . . . . .	8	8	-	16	-	-	-	217	217
1-7/32 . . . . .	-	-	-	-	-	-	-	-	-
1-1/4 & longer . .	-	-	-	-	-	-	-	-	-
<b>All staples. . .</b>	<b>396,896</b>	<b>202,490</b>	<b>156,446</b>	<b>1/ 755,832</b>	<b>64,597</b>	<b>337,793</b>	<b>361,988</b>	<b>53,460</b>	<b>1/ 817,838</b>
<b>Average staple (32nd inches) . .</b>	<b>33.3</b>	<b>33.3</b>	<b>33.2</b>	<b>33.3</b>	<b>33.7</b>	<b>33.7</b>	<b>33.9</b>	<b>36.1</b>	<b>34.0</b>

1/ As reported by the Bureau of the Census, running bales.



ARIZONA  
DISTRICTS FOR COTTON  
QUALITY REPORTS



ALABAMA  
DISTRICTS FOR COTTON  
QUALITY REPORTS

Table 40. -- Grade and staple of upland cotton ginned, by States and districts, 1960-61

Grade and staple	ARKANSAS					CALIFORNIA		
	Ginned in District				Ginned in the State	Ginned in District		Ginned in the State
	1	2	3	4		1	2	
Grade	Bales	Bales	Bales	Bales	Bales	Bales	Bales	Bales
White:								
G.M. . . . .	-	42	21	5	68	6,265	400	6,665
S.M. . . . .	1,386	38,682	3,191	16,639	59,898	161,981	14,009	175,990
M.+ . . . .	404	6,993	1,027	3,858	12,282	76,371	3,539	79,910
M. . . . .	9,687	246,804	18,634	84,312	359,437	740,004	100,709	840,713
S.L.M.+ . . . .	1,042	33,656	2,361	9,141	46,200	133,637	12,630	146,267
S.L.M. . . . .	10,862	252,175	30,948	183,063	477,048	309,223	61,664	370,887
L.M.+ . . . .	1,298	37,691	2,007	21,182	62,178	24,323	1,640	25,963
L.M. . . . .	2,353	84,293	8,280	68,400	163,326	75,153	8,995	84,148
S.G.O.+ . . . .	131	2,840	93	1,282	4,346	4,968	132	5,100
S.G.O. . . . .	68	10,171	498	4,987	15,724	18,302	4,006	22,308
G.O.+ . . . .	-	153	-	20	173	271	9	280
G.O. . . . .	-	1,722	35	667	2,424	3,058	599	3,657
Total	27,231	715,222	67,095	393,556	1,203,104	1,553,556	208,332	1,761,888
Light Spotted:								
G.M. . . . .	-	10	-	-	10	9	-	9
S.M. . . . .	462	2,192	446	1,472	4,572	599	1,938	2,537
M. . . . .	1,908	10,592	3,949	9,775	26,224	3,879	4,497	8,376
S.L.M. . . . .	1,182	18,158	3,744	15,037	38,121	4,271	2,452	6,723
L.M. . . . .	340	14,707	570	5,573	21,190	2,360	2,801	5,161
Total	3,892	45,659	8,709	31,857	90,117	11,118	11,688	22,806
Spotted:								
All grades . . .	308	6,265	325	1,581	8,479	1,553	348	1,901
Tinged:								
All grades . . .	22	292	61	150	525	46	-	46
Light Gray:								
G.M. . . . .	-	20	-	10	30	1,411	-	1,411
S.M. . . . .	337	10,270	2,395	14,483	27,485	66,332	3,768	70,100
M. . . . .	40	5,004	448	4,275	9,767	67,393	3,002	70,395
S.L.M. . . . .	11	600	31	171	813	18,518	141	18,659
Total	388	15,894	2,874	18,939	38,095	153,654	6,911	160,565
Gray:								
All grades . . .	-	443	49	120	612	14,570	202	14,772
Below Grade. . .	-	4,665	8	566	5,239	817	1,031	1,848
All grades . . .	31,841	788,440	79,121	446,769	1/ 1,346,171	1,735,314	228,512	1/ 1,963,826
Grade index. . .	95.4	94.5	94.7	93.5	94.2	97.2	96.6	97.2
Staple (inches)								
13/16 & shorter. .	20	-	10	-	30	-	-	-
7/8. . . . .	238	10	31	10	289	-	-	-
29/32. . . . .	160	21	102	30	313	28	9	37
15/16. . . . .	648	1,381	1,086	521	3,636	131	2,106	2,237
31/32. . . . .	1,263	4,382	3,151	2,689	11,485	1,660	2,708	4,368
1 . . . . .	4,145	43,164	13,153	27,893	88,355	13,512	16,126	29,638
1-1/32 . . . . .	11,530	176,785	32,002	155,534	375,851	97,305	65,455	162,760
1-1/16 . . . . .	10,877	465,468	26,145	210,341	712,831	1,238,909	140,110	1,379,019
1-3/32 . . . . .	2,920	92,920	3,318	46,757	145,915	377,570	1,540	379,110
1-1/8. . . . .	40	4,249	123	2,892	7,304	5,894	96	5,990
1-5/32 . . . . .	-	60	-	92	152	295	76	371
1-3/16 . . . . .	-	-	-	10	10	10	103	113
1-7/32 . . . . .	-	-	-	-	-	-	90	90
1-1/4 & longer . .	-	-	-	-	-	-	93	93
All staples. . . .	31,841	788,440	79,121	446,769	1/ 1,346,171	1,735,314	228,512	1/ 1,963,826
Average staple (32nd inches) . .	33.2	33.8	33.1	33.6	33.7	34.2	33.5	34.1

1/ As reported by the Bureau of the Census, running bales.

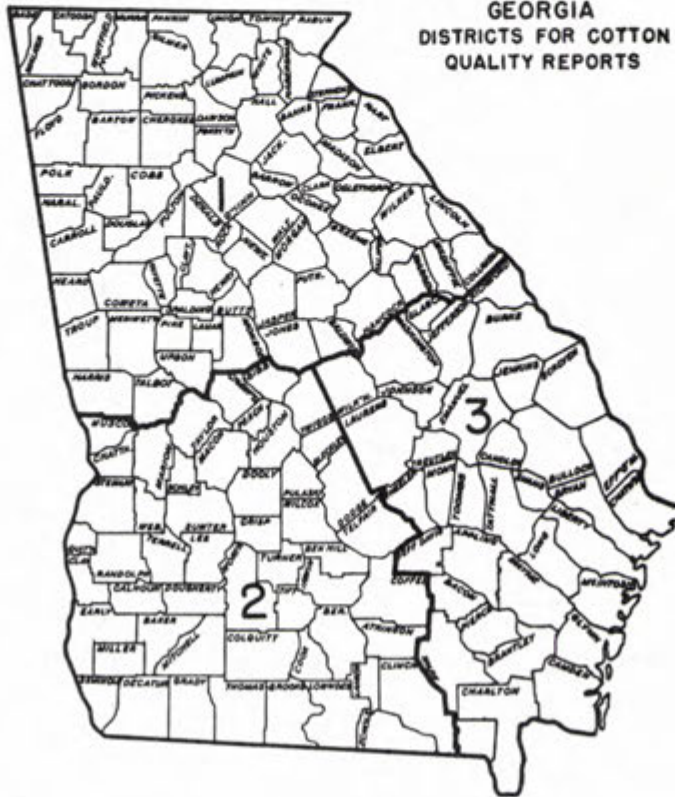


Table 41. -- Grade and staple of upland cotton ginned, by States and districts, 1960-61

Grade and staple	GEORGIA				LOUISIANA				
	Ginned in District			Ginned in the State	Ginned in District				Ginned in the State
	1	2	3		1	2	3	4	
	<u>Bales</u>	<u>Bales</u>	<u>Bales</u>	<u>Bales</u>	<u>Bales</u>	<u>Bales</u>	<u>Bales</u>	<u>Bales</u>	<u>Bales</u>
<b>White:</b>									
G.M. . . . .	59	12	102	173	10	-	22	-	32
S.M. . . . .	6,276	13,046	13,315	32,637	5,216	-	11,133	12,342	28,691
M.+ . . . .	1,950	2,924	1,632	6,506	103	-	2,454	1,114	3,671
M. . . . .	33,143	64,780	48,228	146,151	32,849	343	69,920	42,209	145,321
S.L.M.+ . . . .	5,682	14,511	10,241	30,434	1,965	136	11,122	2,100	15,323
S.L.M. . . . .	29,681	54,993	40,510	125,184	55,099	893	95,123	21,861	172,976
L.M.+ . . . .	2,732	8,366	4,979	16,077	1,522	67	11,607	406	13,602
L.M. . . . .	7,116	19,527	12,864	39,507	12,375	126	28,878	3,059	44,438
S.G.O.+ . . . .	425	651	222	1,298	10	-	247	-	257
S.G.O. . . . .	562	2,292	1,889	4,743	1,456	9	2,865	183	4,513
G.O.+ . . . .	13	46	-	59	-	-	18	-	18
G.O. . . . .	54	223	66	343	94	-	116	21	231
<b>Total</b>	<b>87,693</b>	<b>181,371</b>	<b>134,048</b>	<b>403,112</b>	<b>110,699</b>	<b>1,574</b>	<b>233,505</b>	<b>83,295</b>	<b>429,073</b>
<b>Light Spotted:</b>									
G.M. . . . .	-	12	-	12	-	-	-	10	10
S.M. . . . .	4,687	3,216	3,896	11,799	720	26	884	384	2,014
M. . . . .	17,261	13,482	9,494	40,237	4,719	462	12,572	1,966	19,719
S.L.M. . . . .	10,481	13,558	3,171	27,210	5,470	276	13,730	1,378	20,854
L.M. . . . .	3,035	6,003	956	9,994	1,643	53	3,820	445	5,961
<b>Total</b>	<b>35,464</b>	<b>36,271</b>	<b>17,517</b>	<b>89,252</b>	<b>12,552</b>	<b>817</b>	<b>31,006</b>	<b>4,183</b>	<b>48,558</b>
<b>Spotted:</b>									
All grades . . .	2,586	1,334	88	4,008	826	-	1,969	106	2,901
<b>Tinged:</b>									
All grades . . .	384	7	-	391	171	-	150	8	329
<b>Light Gray:</b>									
All grades . . .	1,139	4,331	3,757	9,227	1,165	-	2,812	9,483	13,460
<b>Gray:</b>									
All grades . . .	69	350	96	515	21	-	21	1,537	1,579
<b>Below Grade. . .</b>	<b>315</b>	<b>937</b>	<b>236</b>	<b>1,488</b>	<b>224</b>	<b>-</b>	<b>75</b>	<b>213</b>	<b>512</b>
<b>All grades . . . .</b>	<b>127,650</b>	<b>224,601</b>	<b>155,742</b>	<b>1/ 507,993</b>	<b>125,658</b>	<b>2,391</b>	<b>269,538</b>	<b>98,825</b>	<b>1/ 496,412</b>
<b>Grade index. . . .</b>	<b>95.2</b>	<b>94.8</b>	<b>96.1</b>	<b>95.3</b>	<b>94.5</b>	<b>94.2</b>	<b>94.4</b>	<b>97.4</b>	<b>95.0</b>
<b>Staple (inches)</b>									
13/16 & shorter. .	-	-	-	-	-	-	-	10	10
7/8. . . . .	-	30	-	30	26	-	-	58	84
29/32. . . . .	21	7	-	28	73	13	88	132	306
15/16. . . . .	178	374	158	710	377	63	229	731	1,400
31/32. . . . .	1,091	1,348	1,013	3,452	506	143	933	710	2,292
1 . . . . .	7,139	16,139	13,567	36,845	6,323	499	14,986	5,507	27,315
1-1/32 . . . . .	58,687	128,271	86,429	273,387	61,256	1,037	116,406	29,636	208,335
1-1/16 . . . . .	51,155	72,385	51,699	175,239	55,896	608	125,075	57,407	238,986
1-3/32 . . . . .	8,348	5,665	2,796	16,809	1,171	28	11,555	4,449	17,203
1-1/8. . . . .	947	375	80	1,402	30	-	266	185	481
1-5/32 . . . . .	77	7	-	84	-	-	-	-	-
1-3/16 . . . . .	7	-	-	7	-	-	-	-	-
1-7/32 . . . . .	-	-	-	-	-	-	-	-	-
1-1/4 & longer . .	-	-	-	-	-	-	-	-	-
<b>All staples. . . .</b>	<b>127,650</b>	<b>224,601</b>	<b>155,742</b>	<b>1/ 507,993</b>	<b>125,658</b>	<b>2,391</b>	<b>269,538</b>	<b>98,825</b>	<b>1/ 496,412</b>
<b>Average staple (32nd inches) . .</b>	<b>33.5</b>	<b>33.3</b>	<b>33.3</b>	<b>33.3</b>	<b>33.4</b>	<b>32.8</b>	<b>33.5</b>	<b>33.6</b>	<b>33.5</b>

1/ As reported by the Bureau of the Census, running bales.

**GEORGIA  
DISTRICTS FOR COTTON  
QUALITY REPORTS**



**LOUISIANA  
DISTRICTS FOR COTTON  
QUALITY REPORTS**

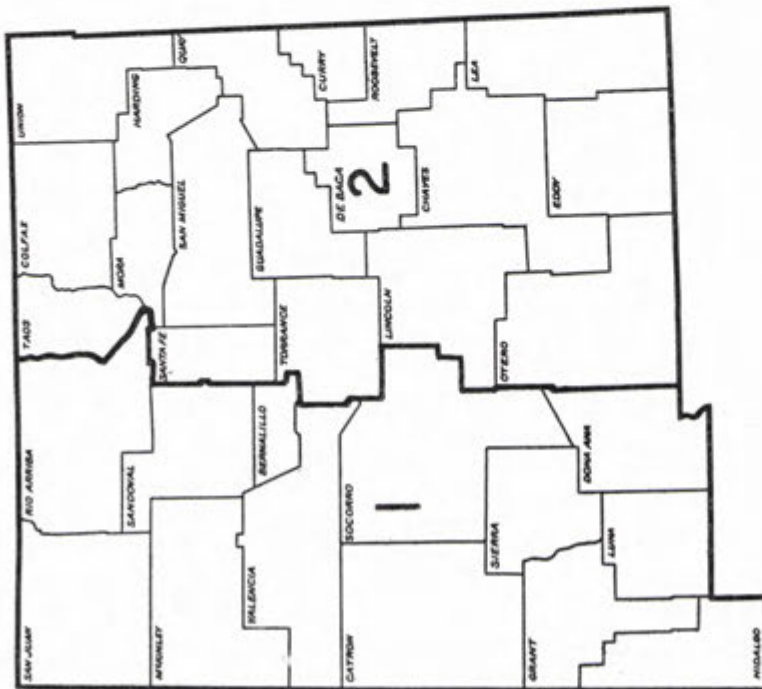


Table 42. -- Grade and staple of upland cotton ginned, by States and districts, 1960-61

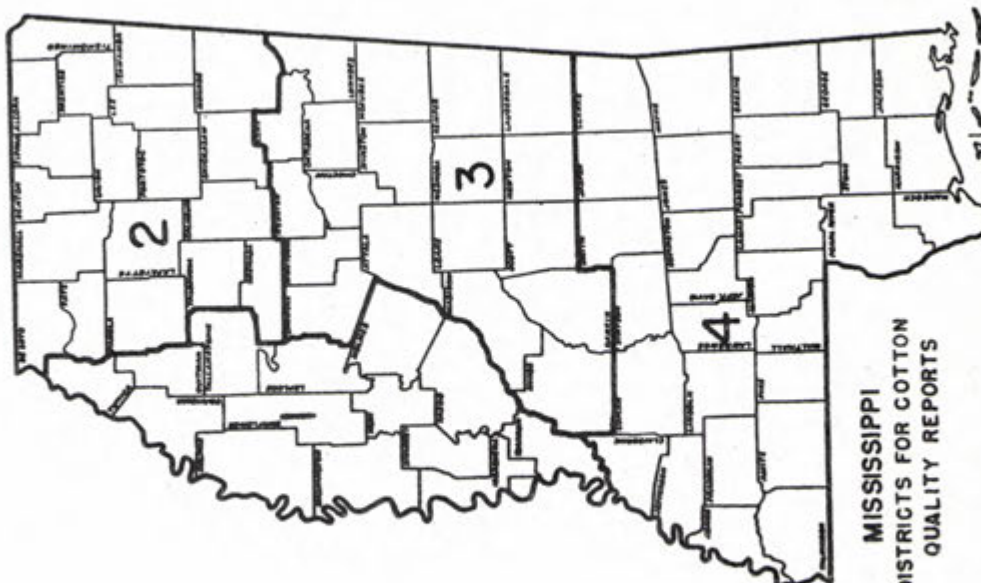
Grade and staple	MISSISSIPPI					NEW MEXICO		
	Ginned in District				Ginned in the State	Ginned in District		Ginned in the State
	1	2	3	4		1	2	
Grade	Bales	Bales	Bales	Bales	Bales	Bales	Bales	Bales
<b>White:</b>								
G.M. . . . .	127	261	132	43	563	3,038	13,949	16,987
S.M. . . . .	41,511	36,671	12,997	4,349	95,528	42,678	41,874	84,552
M.+ . . . .	22,953	3,843	4,631	1,627	33,054	1,180	100	1,280
M. . . . .	214,307	104,920	54,925	28,953	403,105	47,656	40,060	87,716
S.L.M.+ . . . .	41,498	3,848	5,677	2,287	53,310	3,726	3,962	7,688
S.L.M. . . . .	313,152	112,844	33,636	13,087	472,719	15,703	14,895	30,598
L.M.+ . . . .	38,236	3,917	2,023	466	44,642	322	730	1,052
L.M. . . . .	109,083	26,906	4,514	1,272	141,775	565	1,586	2,151
S.G.O.+ . . . .	1,353	241	47	16	1,657	67	75	142
S.G.O. . . . .	15,655	2,065	353	120	18,193	162	271	433
G.O.+ . . . .	50	19	-	-	69	-	32	32
G.O. . . . .	2,356	236	27	10	2,629	62	180	242
<b>Total</b>	<b>800,281</b>	<b>295,771</b>	<b>118,962</b>	<b>52,230</b>	<b>1,267,244</b>	<b>115,159</b>	<b>117,714</b>	<b>232,873</b>
<b>Light Spotted:</b>								
G.M. . . . .	-	12	80	11	103	122	40	162
S.M. . . . .	1,726	2,224	5,608	2,102	11,660	1,456	3,424	4,880
M. . . . .	33,638	17,991	12,775	4,089	68,493	2,052	9,440	11,492
S.L.M. . . . .	80,721	16,593	5,442	1,088	103,844	1,182	3,622	4,804
L.M. . . . .	22,019	3,867	574	84	26,544	295	635	930
<b>Total</b>	<b>138,104</b>	<b>40,687</b>	<b>24,479</b>	<b>7,374</b>	<b>210,644</b>	<b>5,107</b>	<b>17,161</b>	<b>22,268</b>
<b>Spotted:</b>								
All grades . . .	4,042	1,604	464	78	6,188	887	2,211	3,098
<b>Tinged:</b>								
All grades . . .	138	14	17	-	169	88	173	261
<b>Light Gray:</b>								
All grades . . .	14,471	20,671	3,773	2,027	40,942	344	2,642	2,986
<b>Gray:</b>								
All grades . . .	394	332	30	152	908	18	36	54
<b>Below Grade. . .</b>	<b>1,635</b>	<b>196</b>	<b>51</b>	<b>-</b>	<b>1,882</b>	<b>198</b>	<b>527</b>	<b>725</b>
<b>All grades . . .</b>	<b>959,065</b>	<b>359,275</b>	<b>147,776</b>	<b>61,861</b>	<b>1/ 1,527,977</b>	<b>121,801</b>	<b>140,464</b>	<b>1/ 262,265</b>
<b>Grade index. . .</b>	<b>93.8</b>	<b>95.9</b>	<b>97.5</b>	<b>97.9</b>	<b>94.8</b>	<b>100.2</b>	<b>99.7</b>	<b>99.9</b>
<b>Staple (inches)</b>								
13/16 & shorter. .	-	-	-	-	-	12	71	83
7/8. . . . .	140	18	13	-	171	10	438	448
29/32. . . . .	101	54	-	-	155	-	1,521	1,521
15/16. . . . .	1,191	459	230	44	1,924	65	8,815	8,880
31/32. . . . .	3,706	1,667	790	166	6,329	24	4,149	4,173
1 . . . . .	52,172	20,899	10,979	3,437	87,487	428	5,251	5,679
1-1/32 . . . . .	378,968	124,356	81,074	34,018	618,416	60	3,517	3,577
1-1/16 . . . . .	465,376	199,038	51,420	23,470	739,304	3,299	13,181	16,480
1-3/32 . . . . .	53,672	12,321	3,058	715	69,766	7,716	14,026	21,742
1-1/8. . . . .	3,563	396	177	11	4,147	62,082	55,746	117,828
1-5/32 . . . . .	152	67	35	-	254	46,349	32,548	78,897
1-3/16 . . . . .	24	-	-	-	24	515	432	947
1-7/32 . . . . .	-	-	-	-	-	98	167	265
1-1/4 & longer . .	-	-	-	-	-	1,143	602	1,745
<b>All staples. . .</b>	<b>959,065</b>	<b>359,275</b>	<b>147,776</b>	<b>61,861</b>	<b>1/ 1,527,977</b>	<b>121,801</b>	<b>140,464</b>	<b>1/ 262,265</b>
<b>Average staple (32nd inches)</b>	<b>33.5</b>	<b>33.6</b>	<b>33.3</b>	<b>33.3</b>	<b>33.5</b>	<b>36.3</b>	<b>35.1</b>	<b>35.7</b>

1/ As reported by the Bureau of the Census, running bales.





NEW MEXICO  
DISTRICTS FOR COTTON  
QUALITY REPORTS

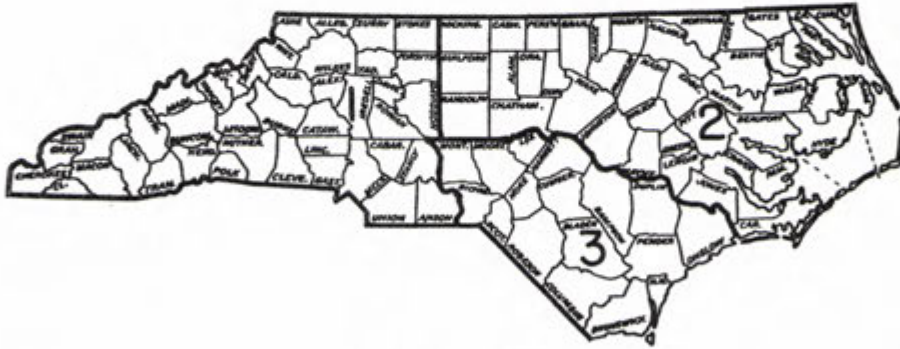


MISSISSIPPI  
DISTRICTS FOR COTTON  
QUALITY REPORTS

Table 43. -- Grade and staple of upland cotton ginned, by States and districts, 1960-61

Grade and staple	NORTH CAROLINA				OKLAHOMA			
	Ginned in District			Ginned in the State	Ginned in District			Ginned in the State
	1	2	3		1	2	3	
<u>Grade</u>	<u>Bales</u>	<u>Bales</u>	<u>Bales</u>	<u>Bales</u>	<u>Bales</u>	<u>Bales</u>	<u>Bales</u>	<u>Bales</u>
White:								
G.M. . . . .	7	-	8	15	9	9	-	18
S.M. . . . .	629	430	1,282	2,341	6,091	918	1,589	8,598
M.+ . . . .	40	92	189	321	404	107	26	537
M. . . . .	8,538	25,379	25,922	59,839	17,253	3,085	2,878	23,216
S.L.M.+ . . . .	1,038	4,308	2,734	8,080	1,104	925	306	2,335
S.L.M. . . . .	14,728	47,814	32,767	95,309	19,984	6,198	6,064	32,246
L.M.+ . . . .	538	2,490	1,684	4,712	2,451	1,315	1,046	4,812
L.M. . . . .	2,160	6,642	5,262	14,064	8,918	1,989	4,382	15,289
S.G.O.+ . . . .	52	60	8	120	448	229	110	787
S.G.O. . . . .	215	263	443	921	907	475	795	2,177
G.O.+ . . . .	-	-	8	8	61	20	25	106
G.O. . . . .	21	9	53	83	77	34	127	238
Total	27,966	87,487	70,360	185,813	57,707	15,304	17,348	90,359
Light Spotted:								
G.M. . . . .	-	9	-	9	106	31	-	137
S.M. . . . .	418	544	590	1,552	24,794	3,004	3,746	31,544
M. . . . .	8,288	7,732	10,590	26,610	114,224	8,966	12,236	135,426
S.L.M. . . . .	5,808	5,583	5,216	16,607	105,176	6,174	16,105	127,455
L.M. . . . .	968	894	582	2,444	11,556	1,593	2,891	16,040
Total	15,482	14,762	16,978	47,222	255,856	19,768	34,978	310,602
Spotted:								
G.M. . . . .	-	-	-	-	-	-	-	-
S.M. . . . .	49	-	-	49	960	53	163	1,176
M. . . . .	1,177	131	171	1,479	18,701	391	416	19,508
S.L.M. . . . .	353	110	12	475	15,762	586	672	17,020
L.M. . . . .	342	9	9	360	3,857	711	378	4,946
Total	1,921	250	192	2,363	39,280	1,741	1,629	42,650
Tinged:								
All grades . . .	276	14	8	298	7,479	295	141	7,915
Yellow Stained:								
All grades . . .	-	-	-	-	134	-	8	142
Light Gray:								
G.M. . . . .	10	10	-	20	-	-	-	-
S.M. . . . .	559	3,284	1,062	4,905	316	-	-	316
M. . . . .	383	2,213	1,165	3,761	599	33	15	647
S.L.M. . . . .	63	151	37	251	36	12	-	48
Total	1,015	5,658	2,264	8,937	951	45	15	1,011
Gray:								
All grades . . .	11	94	144	249	54	-	26	80
Below Grade. . .	51	74	73	198	1,075	86	56	1,217
All grades . . .	46,722	108,339	90,019	<u>1/</u> 245,080	362,536	37,239	54,201	<u>1/</u> 453,976
Grade index. . .	94.1	94.8	95.3	94.8	92.6	93.1	92.1	92.6
<u>Staple</u> (Inches)								
13/16 & shorter. .	-	-	-	-	137	-	6	143
7/8. . . . .	-	-	-	-	1,513	24	391	1,928
29/32. . . . .	-	-	-	-	15,945	399	2,300	18,644
15/16. . . . .	23	20	8	51	112,548	5,459	13,380	131,387
31/32. . . . .	138	124	111	373	148,867	15,683	22,070	186,620
1 . . . . .	2,109	4,058	3,419	9,586	51,344	8,162	9,589	69,095
1-1/32 . . . . .	17,730	46,613	37,804	102,147	20,643	2,907	2,869	26,419
1-1/16 . . . . .	23,027	54,915	47,339	125,281	7,708	2,495	2,715	12,918
1-3/32 . . . . .	3,488	2,561	1,330	7,379	2,393	1,844	716	4,953
1-1/8. . . . .	196	48	8	252	1,175	266	165	1,606
1-5/32 . . . . .	-	-	-	-	251	-	-	251
1-3/16 . . . . .	11	-	-	11	12	-	-	12
1-7/32 . . . . .	-	-	-	-	-	-	-	-
1-1/4 & longer . .	-	-	-	-	-	-	-	-
All staples. . . .	46,722	108,339	90,019	<u>1/</u> 245,080	362,536	37,239	54,201	<u>1/</u> 453,976
Average staple (32nd inches) . .	33.6	33.5	33.5	33.5	31.0	31.6	31.1	31.0

1/ As reported by the Bureau of the Census, running bales.



**NORTH CAROLINA  
DISTRICTS FOR COTTON  
QUALITY REPORTS**



**OKLAHOMA  
DISTRICTS FOR COTTON  
QUALITY REPORTS**

Table 44. -- Grade and staple of upland cotton ginned, by States and districts, 1960-61

Grade and staple	SOUTH CAROLINA				TENNESSEE		
	Ginned in District			Ginned in the State	Ginned in District		Ginned in the State
	1	2	3		1	2	
Grade	Bales	Bales	Bales	Bales	Bales	Bales	Bales
White:							
G.M. . . . .	-	36	23	59	170	-	170
S.M. . . . .	4,395	11,551	8,337	24,283	55,339	2,146	57,485
M+. . . . .	382	685	705	1,772	3,310	227	3,537
M. . . . .	25,273	84,961	59,932	170,166	164,000	16,726	180,726
S.L.M.+ . . . .	2,224	5,300	5,675	13,199	7,016	679	7,695
S.L.M. . . . .	18,473	75,312	36,300	130,085	169,163	11,438	180,601
L.M.+ . . . .	807	3,000	2,222	6,029	10,431	1,520	11,951
L.M. . . . .	3,410	14,272	4,847	22,529	33,291	873	34,164
S.G.O.+ . . . .	83	70	79	232	595	7	602
S.G.O. . . . .	86	958	232	1,276	1,959	7	1,966
G.O.+ . . . .	-	-	9	9	11	-	11
G.O. . . . .	10	100	64	174	173	-	173
Total	55,143	196,245	118,425	369,813	445,458	33,623	479,081
Light Spotted:							
G.M. . . . .	31	10	23	64	34	-	34
S.M. . . . .	2,387	3,892	2,678	8,957	4,328	552	4,880
M. . . . .	5,503	6,078	2,683	14,264	25,104	2,016	27,120
S.L.M. . . . .	5,212	6,794	1,647	13,653	21,473	1,624	23,097
L.M. . . . .	693	1,130	230	2,053	6,501	89	6,590
Total	13,826	17,904	7,261	38,991	57,440	4,281	61,721
Spotted:							
All grades . . .	390	184	66	640	6,647	642	7,289
Tinged:							
All grades . . .	15	-	23	38	294	82	376
Light Gray:							
G.M. . . . .	-	17	-	17	22	-	22
S.M. . . . .	329	3,065	922	4,316	13,423	601	14,024
M. . . . .	629	2,881	428	3,938	6,492	19	6,511
S.L.M. . . . .	33	189	46	268	342	-	342
Total	991	6,152	1,396	8,539	20,279	620	20,899
Gray:							
All grades . . .	27	191	84	302	303	-	303
Below Grade. . .	21	138	18	177	1,180	27	1,207
All grades . . .	70,413	220,814	127,273	<u>1/</u> 418,500	531,601	39,275	<u>1/</u> 570,876
Grade index. . .	96.3	96.2	97.3	96.6	95.9	96.8	96.0
Staple (inches)							
13/16 & shorter. .	-	-	-	-	-	-	-
7/8. . . . .	-	11	-	11	38	24	62
29/32. . . . .	-	17	-	17	78	-	78
15/16. . . . .	15	99	15	129	1,014	48	1,062
31/32. . . . .	25	455	66	546	3,741	139	3,880
1 . . . . .	684	3,250	727	4,661	36,184	2,895	39,079
1-1/32 . . . . .	17,351	73,678	31,089	122,118	192,012	13,568	205,580
1-1/16 . . . . .	47,196	135,914	89,139	272,249	279,121	22,089	301,210
1-3/32 . . . . .	4,851	7,200	6,108	18,159	18,280	499	18,779
1-1/8. . . . .	291	179	129	599	1,078	13	1,091
1-5/32 . . . . .	-	11	-	11	55	-	55
1-3/16 . . . . .	-	-	-	-	-	-	-
1-7/32 . . . . .	-	-	-	-	-	-	-
1-1/4 & longer . .	-	-	-	-	-	-	-
All staples. . . .	70,413	220,814	127,273	<u>1/</u> 418,500	531,601	39,275	<u>1/</u> 570,876
Average staple (32nd inches) . .	33.8	33.7	33.8	33.7	33.5	33.5	33.5

1/ As reported by the Bureau of the Census, running bales.



**SOUTH CAROLINA  
DISTRICTS FOR COTTON  
QUALITY REPORTS**



**TENNESSEE  
DISTRICTS FOR COTTON  
QUALITY REPORTS**

Table 45. -- Grade and staple of upland cotton ginned in Texas, by districts, 1960-61

Grade and staple	Ginned in District										Ginned in the State
	1	2	3	4	5	6	7	8	9	10	
<b>White:</b>											
G.M. . . . .	3,715	315	-	37	20	5,909	395	39	46	1,693	12,169
S.M. . . . .	127,714	25,250	224	6,290	3,872	65,563	3,726	18,074	3,807	73,152	327,672
M.+ . . . .	925	177	-	75	440	2,874	-	1,519	852	3,251	10,113
M. . . . .	189,310	36,288	392	32,401	19,602	77,600	4,234	59,618	12,074	117,805	549,404
S.L.M.+ . . . .	9,117	1,755	-	1,414	1,975	14,863	107	3,816	1,288	9,630	43,965
S.L.M. . . . .	261,523	26,211	443	27,361	24,773	42,339	1,029	35,316	19,534	80,739	519,268
L.M.+ . . . .	21,454	2,183	20	2,269	2,202	2,129	58	2,977	1,501	7,934	42,727
L.M. . . . .	35,642	10,011	521	14,122	13,072	4,438	659	33,492	14,065	43,317	169,339
S.G.O.+ . . . .	1,340	203	32	502	328	76	-	581	151	1,058	4,271
S.G.O. . . . .	1,496	890	106	3,699	1,990	1,170	58	3,555	2,564	8,096	23,624
G.O.+ . . . .	21	11	-	55	9	27	-	27	-	128	278
G.O. . . . .	136	79	-	728	164	496	-	337	488	1,398	3,826
<b>Total</b>	<b>652,393</b>	<b>103,373</b>	<b>1,738</b>	<b>88,953</b>	<b>68,527</b>	<b>217,484</b>	<b>10,266</b>	<b>159,351</b>	<b>56,370</b>	<b>348,201</b>	<b>1,706,656</b>
<b>Light Spotted:</b>											
G.M. . . . .	925	1,502	-	30	11	913	165	39	12	23	3,620
S.M. . . . .	118,636	101,349	750	39,957	3,409	9,158	14,657	10,391	853	3,515	302,675
M. . . . .	683,695	232,804	3,499	169,396	17,671	6,960	12,543	34,534	8,624	7,487	1,177,213
S.L.M. . . . .	292,960	161,904	7,219	110,993	21,595	4,350	12,568	35,195	15,668	9,442	671,894
L.M. . . . .	14,612	14,136	1,958	29,920	6,219	1,805	1,925	5,346	3,828	6,223	85,972
<b>Total</b>	<b>1,110,828</b>	<b>511,695</b>	<b>13,426</b>	<b>350,296</b>	<b>48,905</b>	<b>23,186</b>	<b>41,858</b>	<b>85,505</b>	<b>28,985</b>	<b>26,690</b>	<b>2,241,374</b>
<b>Spotted:</b>											
G.M. . . . .	-	11	-	-	-	8	-	-	-	-	19
S.M. . . . .	3,979	1,857	-	98	15	99	162	39	-	12	6,261
M. . . . .	93,783	38,117	58	1,298	165	637	439	310	59	143	135,009
S.L.M. . . . .	50,751	33,504	207	2,012	420	727	604	559	156	347	89,287
L.M. . . . .	4,448	4,492	32	506	306	332	102	443	178	813	11,652
<b>Total</b>	<b>152,961</b>	<b>77,981</b>	<b>297</b>	<b>3,914</b>	<b>906</b>	<b>1,803</b>	<b>1,307</b>	<b>1,351</b>	<b>393</b>	<b>1,315</b>	<b>242,228</b>
<b>Tinged:</b>											
All grades . . .	31,226	23,340	5	122	22	138	6	76	-	30	54,965
<b>Yellow Stained:</b>											
All grades . . .	1,060	1,953	-	-	-	-	-	-	-	-	3,013
<b>Light Gray:</b>											
All grades . . .	5,414	563	-	285	509	1,990	26	14,844	15,939	13,176	52,746
<b>Gray:</b>											
All grades . . .	382	167	-	31	101	22	-	2,594	2,805	1,543	7,645
<b>Below Grade. . .</b>	<b>1,113</b>	<b>3,023</b>	<b>75</b>	<b>2,720</b>	<b>507</b>	<b>1,104</b>	<b>93</b>	<b>379</b>	<b>327</b>	<b>286</b>	<b>9,627</b>
<b>All grades . . .</b>	<b>1,955,377</b>	<b>722,095</b>	<b>15,541</b>	<b>446,321</b>	<b>119,477</b>	<b>245,727</b>	<b>53,556</b>	<b>264,100</b>	<b>104,819</b>	<b>391,241</b>	<b>1/ 4,318,254</b>
<b>Grade index. . .</b>	<b>95.1</b>	<b>93.8</b>	<b>90.5</b>	<b>93.5</b>	<b>92.8</b>	<b>98.8</b>	<b>96.2</b>	<b>93.9</b>	<b>91.3</b>	<b>95.9</b>	<b>94.8</b>
<b>Staple (Inches)</b>											
13/16 & shorter. .	266	334	117	442	19	10	-	57	48	342	1,635
7/8. . . . .	10,272	6,524	931	5,828	296	11	384	650	163	2,640	27,699
29/32. . . . .	133,349	80,663	3,562	47,752	2,770	-	6,469	6,637	964	5,864	288,030
15/16. . . . .	804,183	341,158	7,624	225,169	16,944	129	26,051	47,859	9,114	18,539	1,496,770
31/32. . . . .	640,800	201,202	2,846	121,885	17,292	164	13,457	79,873	17,911	27,523	1,122,953
1 . . . . .	210,526	61,907	351	33,990	18,675	5,269	3,141	68,966	28,670	59,730	491,225
1-1/32 . . . . .	75,354	17,633	51	8,382	36,641	2,604	1,164	38,864	34,103	156,367	371,163
1-1/16 . . . . .	43,030	6,561	49	2,687	24,979	13,473	681	19,576	13,067	111,661	235,764
1-3/32 . . . . .	20,851	2,983	10	167	1,749	23,830	552	1,450	707	7,332	59,631
1-1/8 . . . . .	13,934	2,651	-	19	112	123,131	986	158	72	680	141,743
1-5/32 . . . . .	2,418	401	-	-	-	75,656	652	10	-	232	79,369
1-3/16 . . . . .	279	43	-	-	-	773	19	-	-	141	1,255
1-7/32 . . . . .	51	35	-	-	-	349	-	-	-	143	578
1-1/4 & longer . .	64	-	-	-	-	328	-	-	-	47	439
<b>All staples. . .</b>	<b>1,955,377</b>	<b>722,095</b>	<b>15,541</b>	<b>446,321</b>	<b>119,477</b>	<b>245,727</b>	<b>53,556</b>	<b>264,100</b>	<b>104,819</b>	<b>391,241</b>	<b>1/ 4,318,254</b>
<b>Average staple (32nd inches) . .</b>	<b>30.8</b>	<b>30.5</b>	<b>29.9</b>	<b>30.4</b>	<b>32.3</b>	<b>36.0</b>	<b>30.6</b>	<b>31.6</b>	<b>32.2</b>	<b>32.8</b>	<b>31.3</b>

1/ As reported by the Bureau of the Census, running bales.



TEXAS  
DISTRICTS FOR COTTON  
QUALITY REPORTS



Growth Through Agricultural Progress

UNITED STATES DEPARTMENT OF AGRICULTURE  
AGRICULTURAL MARKETING SERVICE  
MARKET NEWS SECTION, COTTON DIVISION  
BOX 8074, CROSSTOWN STATION  
MEMPHIS 4, TENNESSEE  

---

OFFICIAL BUSINESS

POSTAGE AND FEES PAID  
U S. DEPARTMENT OF AGRICULTURE

C. CURTIS CABLE, JR.  
MKTG. RESEARCH DIV., AMS, USDA  
P.O. BOX 4127  
TUCSON, ARIZONIA  
GSR