

Commodity Economics Division  
Economic Research Serv., USDA  
301 West Congress  
Tucson, Arizona 85701

# COTTON QUALITY CROP OF 1962



**UNITED STATES DEPARTMENT OF AGRICULTURE**  
***Agricultural Marketing Service    Cotton Division***  
***Memphis, Tennessee***

***Vol. 36, No. 10***

***August 1963***

CONTENTS

Table No.		Page No.
	Introduction . . . . .	1
	Distribution of Cotton Production: United States. . . . .	2
United States tables:		
1	Grade and staple of upland cotton ginned in the United States, 1962-63 . . . . .	3
2	Grade and staple of upland cotton ginned in the United States, during specified periods, 1962-63 . . . . .	4
3	Grade and staple of American-Egyptian cotton ginned, by States and United States, 1962-63. . . . .	5
4	Grade and staple of American-Egyptian cotton ginned in the United States, during specified periods, 1962-63. . . . .	6
5	Grade index and average staple of upland cotton ginned in the United States, by States, crops of 1959-1962 . . . . .	7
6	Preparation, grade reduction, and wasty upland cotton ginned in the United States, by States, 1962-63. . . . .	8
7	Grade reductions, by specified causes, of upland cotton ginned in the United States, by States, 1962-63. . . . .	9
8	Tenderability of upland cotton ginned, by States, 1962-63. . . . .	10
9	Tenderability of upland cotton ginned in the United States, 1946-1962. . . . .	10
State tables, 1962-63 upland crop:		
10	Grade and staple of upland cotton ginned in Alabama. . . . .	11
11	Grade and staple of upland cotton ginned in Arizona. . . . .	12
12	Grade and staple of upland cotton ginned in Arkansas . . . . .	13
13	Grade and staple of upland cotton ginned in California . . . . .	14
14	Grade and staple of upland cotton ginned in Florida. . . . .	15
15	Grade and staple of upland cotton ginned in Georgia. . . . .	16
16	Grade and staple of upland cotton ginned in Illinois . . . . .	17
17	Grade and staple of upland cotton ginned in Kentucky . . . . .	18
18	Grade and staple of upland cotton ginned in Louisiana. . . . .	19
19	Grade and staple of upland cotton ginned in Mississippi. . . . .	20
20	Grade and staple of upland cotton ginned in Missouri . . . . .	21
21	Grade and staple of upland cotton ginned in Nevada . . . . .	22
22	Grade and staple of upland cotton ginned in New Mexico . . . . .	23
23	Grade and staple of upland cotton ginned in North Carolina . . . . .	24
24	Grade and staple of upland cotton ginned in Oklahoma . . . . .	25
25	Grade and staple of upland cotton ginned in South Carolina . . . . .	26
26	Grade and staple of upland cotton ginned in Tennessee. . . . .	27
27	Grade and staple of upland cotton ginned in Texas. . . . .	28
28	Grade and staple of upland cotton ginned in Virginia . . . . .	29
29	Grade and staple of upland cotton ginned, during specified periods, in Alabama and Arizona . . . . .	30
30	Grade and staple of upland cotton ginned, during specified periods, in Arkansas and California . . . . .	31
31	Grade and staple of upland cotton ginned, during specified periods, in Florida and Georgia . . . . .	32
32	Grade and staple of upland cotton ginned, during specified periods, in Illinois and Kentucky . . . . .	33
33	Grade and staple of upland cotton ginned, during specified periods, in Louisiana and Mississippi . . . . .	34
34	Grade and staple of upland cotton ginned, during specified periods, in Missouri and Nevada . . . . .	35
35	Grade and staple of upland cotton ginned, during specified periods, in New Mexico and North Carolina . . . . .	36
36	Grade and staple of upland cotton ginned, during specified periods, in Oklahoma and South Carolina . . . . .	37
37	Grade and staple of upland cotton ginned, during specified periods, in Tennessee and Texas . . . . .	38
38	Grade and staple of upland cotton ginned, during specified periods, in Virginia. . . . .	39
39	Grade and staple of upland cotton ginned, by districts, in Alabama and Arizona . . . . .	40
40	Grade and staple of upland cotton ginned, by districts, in Arkansas and California . . . . .	42
41	Grade and staple of upland cotton ginned, by districts, in Georgia and Louisiana . . . . .	44
42	Grade and staple of upland cotton ginned, by districts, in Mississippi and New Mexico. . . . .	46
43	Grade and staple of upland cotton ginned, by districts, in North Carolina and Oklahoma . . . . .	48
44	Grade and staple of upland cotton ginned, by districts, in South Carolina and Tennessee. . . . .	50
45	Grade and staple of upland cotton ginned, by districts, in Texas . . . . .	52

## Cotton Quality - United States

1962 Crop

### Introduction

The quality of cotton ginned in the United States from the 1962 crop is presented in this report. These quality estimates are based on the classification of samples representing approximately ten percent of the 1962 cotton crop. The sample distribution of the various qualities was raised to total ginnings as reported by the Bureau of the Census for upland and American-Egyptian cotton.

Quality statistics on the 1962 crop for the major cotton producing states are presented in three groups of tables in this report. The first group of tables contains cross-class data on the grade and staple of upland cotton ginned by states from the 1962 crop. The second group of tables contains grade and staple estimates of state ginnings by specified reporting periods. Grade and staple estimates of upland cotton ginned by state districts are included in the third group of tables.

A report covering the qualities of cotton on hand August 1, 1963 by principal types of storage will be released in late September. In addition to quality estimates of cotton in the carry-over, this report will include quality data on the crop, supply and disappearance of upland cotton for the 1962-63 season with comparative data for preceding years.

\*\*\*\*\*

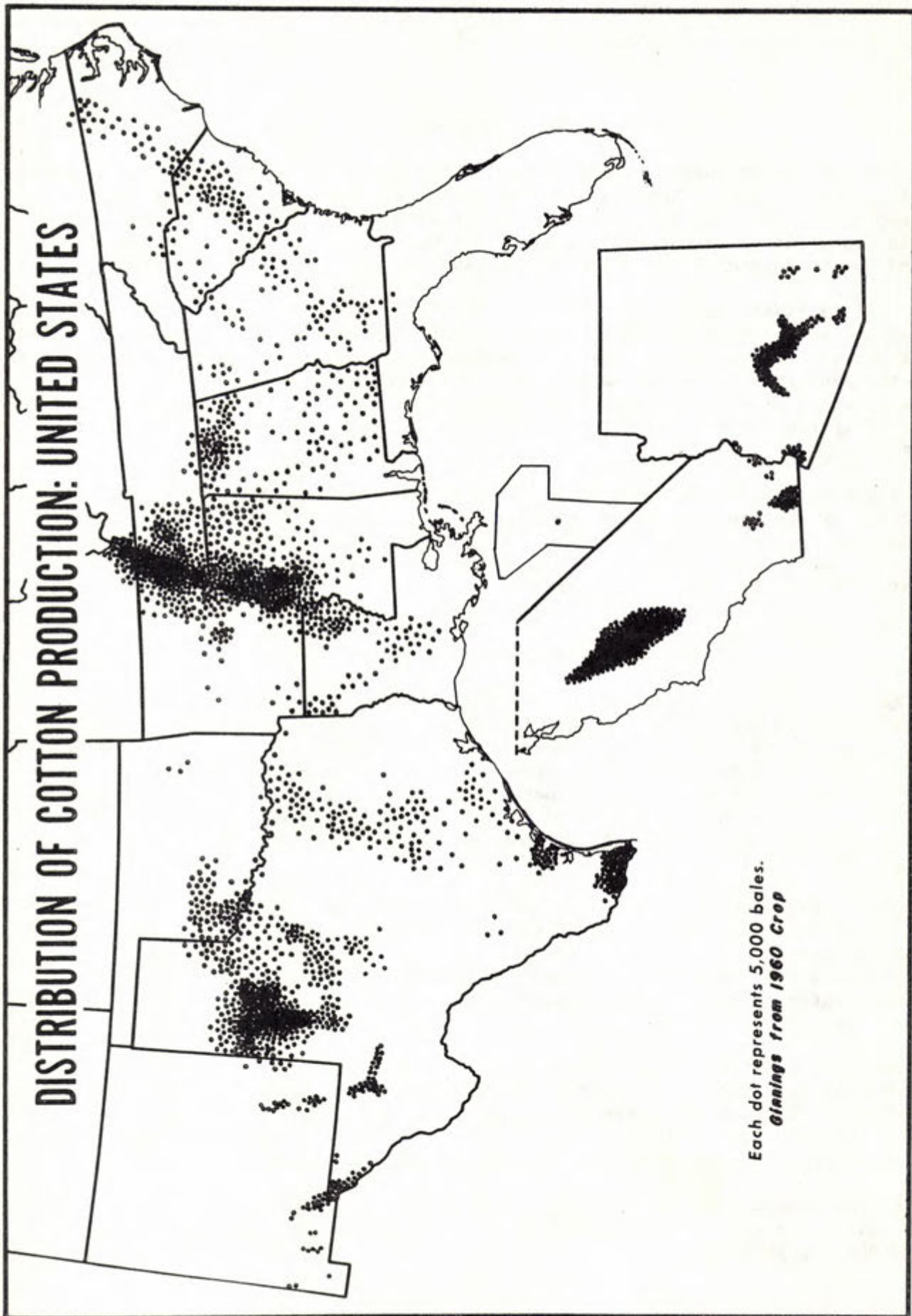
Quality estimates presented herein indicate that the 1962 crop of upland cotton contained the smallest proportion of Middling and higher White grades for any crop on record. The proportion of Strict Low Middling Plus and lower White grades in the 1962 crop was the largest since the 1955 season. Ginnings of the Light Spotted grades were proportionately the largest since official standards for these qualities were promulgated in 1958. The 1962 grade index was 93.9 (Middling White equals 100). This compares with the index of 95.7 for the 1961 crop and 95.4 for 1960.

The average length of the 1962 upland crop was 32.8 thirty-seconds inches, slightly shorter than the record length of 32.9 thirty-seconds during the two preceding seasons. There was a moderate increase in the proportion of 1-1/32" cotton from a year earlier. Although the proportion of cotton stapling 1-3/32" was the largest on record, the proportion of 1-1/16" and longer cotton was slightly smaller than a year earlier.

American-Egyptian cotton ginned from the 1962 crop averaged about the same in grade but was somewhat shorter in staple than a year earlier. About 60 percent of the 1962 crop was Grade 3 and higher against 61 percent in the previous season. Cotton stapling 1-7/16" and longer accounted for only 26 percent of the 1962 crop compared with 49 percent during the 1961-62 season.

Cotton ginned from the 1962 crop totaled 14,864,000 bales, according to the Bureau of the Census. This compares with 14,325,000 bales a year earlier and 14,265,000 two years ago.

# DISTRIBUTION OF COTTON PRODUCTION: UNITED STATES



Each dot represents 5,000 bales.  
*Ginnings from 1960 Crop*



Table 2. -- Grade and staple of upland cotton ginned in the United States, during specified periods, 1962-63

Grade and staple	Prior to Sept. 1	September	October	November	After Nov. 30	Total Crop	Prior to Sept. 1	September	October	November	After Nov. 30	Total Crop
Grade	Bales	Bales	Bales	Bales	Bales	Bales	Percent	Percent	Percent	Percent	Percent	Percent
<b>White:</b>												
G.M. . . . .	10,011	3,697	3,073	1,096	107	17,984	0.7	0.1	0.1	0	0	0.1
S.M. . . . .	308,846	234,305	147,188	53,220	7,764	751,403	20.6	7.4	3.3	1.9	0.3	5.1
M+. . . . .	16,434	27,196	5,536	838	221	50,225	1.1	.9	.1	0	0	.3
M. . . . .	507,368	970,384	1,238,539	628,386	106,038	3,450,715	34.0	30.7	27.9	22.0	3.8	23.5
S.L.M+. . . .	29,181	80,377	68,501	46,631	10,684	235,374	1.9	2.5	1.5	1.6	.4	1.6
S.L.M. . . . .	231,601	814,077	1,339,154	881,564	553,651	3,820,247	15.5	25.7	30.2	31.0	19.9	26.1
L.M+. . . . .	18,158	71,027	101,396	54,391	45,639	290,611	1.2	2.2	2.3	1.9	1.6	2.0
L.M. . . . .	43,079	165,291	294,036	231,948	239,747	974,101	2.9	5.2	6.6	8.1	8.6	6.6
S.O.O+. . . .	1,613	3,903	7,978	8,978	7,071	29,543	.1	.1	.2	.3	.3	.2
S.O.O. . . . .	5,150	16,293	37,116	41,557	71,506	171,622	.3	.5	.8	1.5	2.6	1.2
O.O+. . . . .	71	133	210	938	565	1,917	0	0	0	0	0	0
O.O. . . . .	844	1,720	4,625	7,844	19,305	34,338	.1	.1	.1	.3	.7	.2
<b>Total</b>	<b>1,172,356</b>	<b>2,388,463</b>	<b>3,247,352</b>	<b>1,957,391</b>	<b>1,062,498</b>	<b>9,828,080</b>	<b>78.4</b>	<b>75.4</b>	<b>73.1</b>	<b>68.6</b>	<b>38.2</b>	<b>66.9</b>
<b>Light Spotted:</b>												
G.M. . . . .	154	91	93	20	9	367	0	0	0	0	0	0
S.M. . . . .	103,323	42,045	47,588	21,849	5,695	220,500	0.9	1.3	1.1	.8	.2	1.5
M. . . . .	144,971	299,562	438,529	377,302	388,476	1,648,840	9.7	9.4	9.9	13.2	14.0	11.2
S.L.M. . . . .	38,829	285,187	444,900	288,311	758,100	1,815,327	2.6	9.0	10.0	10.1	27.2	12.3
L.M. . . . .	5,400	67,392	120,323	67,934	205,724	467,773	.4	2.7	2.7	2.4	7.4	3.3
<b>Total</b>	<b>293,677</b>	<b>714,277</b>	<b>1,051,433</b>	<b>755,416</b>	<b>1,358,004</b>	<b>4,172,607</b>	<b>19.6</b>	<b>22.4</b>	<b>23.7</b>	<b>26.5</b>	<b>48.8</b>	<b>28.3</b>
<b>Spotted:</b>												
G.M. . . . .	11	10	11	-	18	50	0	0	0	0	0	0
S.M. . . . .	493	1,217	1,274	460	723	4,167	0	0	0	0	0	0
M. . . . .	1,031	13,990	29,560	19,242	56,265	120,089	.1	.4	.7	.7	2.0	.8
S.L.M. . . . .	1,011	22,256	37,398	20,809	130,492	211,966	.1	.7	.8	.7	4.7	1.4
L.M. . . . .	688	11,286	15,325	8,093	48,986	81,378	0	.4	.3	.3	1.7	.6
<b>Total</b>	<b>3,234</b>	<b>48,759</b>	<b>83,568</b>	<b>48,604</b>	<b>233,485</b>	<b>417,650</b>	<b>.2</b>	<b>1.5</b>	<b>1.8</b>	<b>1.7</b>	<b>8.4</b>	<b>2.8</b>
<b>Tinged:</b>												
G.M. . . . .	-	-	-	-	-	-	-	-	-	-	-	-
S.M. . . . .	-	54	20	-	68	142	0	0	0	0	0	0
M. . . . .	20	101	216	170	5,303	5,810	0	0	0	0	.2	0
S.L.M. . . . .	-	132	349	562	11,284	12,327	0	0	0	0	.4	.1
L.M. . . . .	-	107	229	534	4,174	5,044	0	0	0	0	.2	0
<b>Total</b>	<b>20</b>	<b>394</b>	<b>814</b>	<b>1,266</b>	<b>20,829</b>	<b>23,323</b>	<b>0</b>	<b>0</b>	<b>0</b>	<b>0</b>	<b>.8</b>	<b>.1</b>
<b>Yellow Stained:</b>												
G.M. . . . .	-	-	-	22	9	31	0	0	0	0	0	0
S.M. . . . .	-	-	7	-	9	16	0	0	0	0	0	0
M. . . . .	-	-	-	-	1,122	1,122	0	0	0	0	0	0
<b>Total</b>	<b>-</b>	<b>-</b>	<b>7</b>	<b>22</b>	<b>1,140</b>	<b>1,169</b>	<b>0</b>	<b>0</b>	<b>0</b>	<b>0</b>	<b>0</b>	<b>0</b>
<b>Light Gray:</b>												
G.M. . . . .	72	160	58	63	10	363	0	0	0	0	0	0
S.M. . . . .	13,099	7,694	25,555	38,656	8,602	93,606	.9	.2	.6	1.4	.3	.6
M. . . . .	10,765	7,767	16,832	33,465	25,077	93,906	.7	.2	.4	1.2	.9	.6
S.L.M. . . . .	1,852	2,305	2,657	3,497	8,837	19,148	.1	.1	.1	.1	.3	.1
<b>Total</b>	<b>25,788</b>	<b>17,926</b>	<b>45,102</b>	<b>75,681</b>	<b>42,526</b>	<b>207,023</b>	<b>1.7</b>	<b>.5</b>	<b>1.1</b>	<b>2.7</b>	<b>1.5</b>	<b>1.3</b>
<b>Gray:</b>												
G.M. . . . .	20	11	30	-	12	73	0	0	0	0	0	0
S.M. . . . .	482	248	765	583	403	2,481	0	0	0	0	0	0
M. . . . .	1,038	772	1,455	1,470	2,595	7,290	.1	0	0	.1	.1	0
S.L.M. . . . .	528	901	546	443	2,194	4,612	0	0	0	0	.1	0
<b>Total</b>	<b>2,068</b>	<b>1,932</b>	<b>2,796</b>	<b>2,496</b>	<b>5,164</b>	<b>14,456</b>	<b>.1</b>	<b>0</b>	<b>0</b>	<b>.1</b>	<b>.2</b>	<b>0</b>
<b>Below Grade</b>	<b>430</b>	<b>7,470</b>	<b>13,041</b>	<b>10,063</b>	<b>58,884</b>	<b>89,888</b>	<b>0</b>	<b>.2</b>	<b>.3</b>	<b>.4</b>	<b>2.1</b>	<b>.6</b>
<b>All grades</b>	<b>1,497,573</b>	<b>3,179,241</b>	<b>4,444,113</b>	<b>2,850,939</b>	<b>2,782,530</b>	<b>14,754,396</b>	<b>100.0</b>	<b>100.0</b>	<b>100.0</b>	<b>100.0</b>	<b>100.0</b>	<b>100.0</b>
<b>Grade index</b>	<b>98.5</b>	<b>95.4</b>	<b>94.4</b>	<b>93.7</b>	<b>89.0</b>	<b>93.9</b>	<b>-</b>	<b>-</b>	<b>-</b>	<b>-</b>	<b>-</b>	<b>-</b>
<b>Staple (inches)</b>												
13/16 & shorter	200	731	841	144	617	2,533	0	0	0	0	0	0
7/8 . . . . .	3,509	13,540	7,520	5,128	22,529	52,226	0.2	0.4	0.2	0.2	0.6	0.4
29/32 . . . . .	35,032	79,125	55,473	97,589	458,853	726,072	2.3	2.5	1.2	3.4	16.5	4.9
15/16 . . . . .	102,399	132,402	235,269	468,219	1,363,660	2,301,969	6.8	4.2	5.3	16.4	49.2	15.6
31/32 . . . . .	116,785	86,401	124,074	199,759	232,212	759,231	7.8	2.7	2.8	7.0	8.3	5.1
1 . . . . .	214,600	166,700	126,834	118,755	162,375	789,264	14.3	5.2	2.9	4.2	5.8	5.3
1-1/32 . . . . .	559,931	874,761	712,397	459,999	248,442	2,855,530	37.5	27.5	16.0	16.1	8.9	19.4
1-1/16 . . . . .	418,890	1,600,026	2,092,359	751,271	224,345	5,086,891	28.0	50.4	47.1	26.4	8.1	34.6
1-3/32 . . . . .	42,746	202,537	878,563	588,888	44,597	1,757,331	2.9	6.4	19.8	20.7	1.6	11.9
1-1/8 . . . . .	2,758	15,974	125,575	103,984	19,939	268,230	.2	.5	2.8	3.6	.7	1.8
1-5/32 . . . . .	238	8,596	78,448	51,743	2,410	139,435	0	.2	1.8	1.8	.1	.9
1-3/16 . . . . .	239	199	4,246	2,247	930	7,861	0	0	.1	.1	0	.1
1-7/32 . . . . .	184	63	530	502	374	1,653	0	0	0	0	0	0
1-1/4 & longer	62	186	1,984	2,711	1,227	6,170	0	0	0	.1	0	0
<b>All staples</b>	<b>1,497,573</b>	<b>3,179,241</b>	<b>4,444,113</b>	<b>2,850,939</b>	<b>2,782,530</b>	<b>14,754,396</b>	<b>100.0</b>	<b>100.0</b>	<b>100.0</b>	<b>100.0</b>	<b>100.0</b>	<b>100.0</b>
<b>Average staple (32nd inches)</b>	<b>32.7</b>	<b>33.3</b>	<b>33.7</b>	<b>33.0</b>	<b>30.7</b>	<b>32.8</b>	<b>-</b>	<b>-</b>	<b>-</b>	<b>-</b>	<b>-</b>	<b>-</b>

As reported by the Bureau of the Census, running bales.  
 0 Less than 0.05 percent.

Table 3. -- Grade and staple of American-Egyptian cotton ginned, by States and United States, 1962-63

Grade	Production							Percentages						
	1-9/32 inches and shorter	1-5/16 and 1-11/32 inches	1-3/8 and 1-13/32 inches	1-7/16 and 1-15/32 inches	1-1/2 and 1-17/32 inches	1-9/16 and longer	All staples	1-9/32 inches and shorter	1-5/16 and 1-11/32 inches	1-3/8 and 1-13/32 inches	1-7/16 and 1-15/32 inches	1-1/2 and 1-17/32 inches	1-9/16 and longer	All staples
	Bales	Bales	Bales	Bales	Bales	Bales	Bales	Percent	Percent	Percent	Percent	Percent	Percent	Percent
<u>ARIZONA</u>														
1 . . . . .	-	-	428	457	-	-	885	-	-	1.1	2.7	-	-	1.5
2 . . . . .	-	75	5,815	3,947	2	-	9,839	-	4.4	15.3	22.9	100.0	-	17.2
3 . . . . .	-	26	17,115	8,492	-	-	25,633	-	1.5	45.1	49.4	-	-	45.0
4 . . . . .	-	50	8,387	3,366	-	-	11,803	-	3.0	22.1	19.6	-	-	20.7
5 . . . . .	-	85	2,782	728	-	-	3,595	-	5.0	7.3	4.2	-	-	6.3
6 . . . . .	1	176	1,455	137	-	-	1,769	0.5	10.4	3.8	.8	-	-	3.1
7 . . . . .	17	385	993	52	-	-	1,447	7.7	22.9	2.6	.3	-	-	2.5
8 . . . . .	43	356	520	19	-	-	938	19.4	21.2	1.4	.1	-	-	1.6
9 . . . . .	26	193	176	6	-	-	401	11.7	11.4	.5	*	-	-	.7
10 . . . . .	135	340	320	7	-	-	802	60.7	20.2	.8	*	-	-	1.4
All grades	222	1,686	37,991	17,211	2	-	1/57,112	100.0	100.0	100.0	100.0	100.0	-	100.0
<u>NEW MEXICO</u>														
1 . . . . .	-	-	145	70	-	-	215	-	-	1.8	2.6	-	-	2.0
2 . . . . .	-	3	2,253	522	-	-	2,778	-	5.6	27.9	19.3	-	-	25.7
3 . . . . .	-	5	3,925	1,037	-	-	4,967	-	9.3	48.7	38.3	-	-	45.8
4 . . . . .	-	7	1,401	824	-	-	2,232	-	13.0	17.4	30.5	-	-	20.6
5 . . . . .	-	8	266	224	-	-	498	-	14.8	3.3	8.3	-	-	4.6
6 . . . . .	-	11	39	27	-	-	77	-	20.2	.5	1.0	-	-	.7
7 . . . . .	-	9	16	-	-	-	25	-	16.7	.2	-	-	-	.2
8 . . . . .	-	10	11	-	-	-	21	-	18.5	.1	-	-	-	.2
9 . . . . .	-	1	9	-	-	-	10	-	1.9	.1	-	-	-	.1
10 . . . . .	5	-	2	-	-	-	7	100.0	-	*	-	-	-	.1
All grades	5	54	8,067	2,704	-	-	1/10,830	100.0	100.0	100.0	100.0	-	-	100.0
<u>TEXAS</u>														
1 . . . . .	-	6	159	63	-	-	228	-	0.3	0.5	0.7	-	-	0.5
2 . . . . .	3	43	2,788	761	-	-	3,595	0.9	2.3	9.2	8.3	-	-	8.6
3 . . . . .	-	183	13,497	4,360	1	-	18,041	-	9.8	44.3	47.6	50.0	-	43.3
4 . . . . .	12	35	9,668	3,189	1	-	12,905	3.4	1.9	31.7	34.8	50.0	-	30.8
5 . . . . .	2	122	2,921	690	-	-	3,735	.6	6.5	9.6	7.5	-	-	8.9
6 . . . . .	10	261	841	68	-	-	1,180	2.9	14.0	2.8	.7	-	-	2.8
7 . . . . .	22	354	340	35	-	-	751	6.3	19.0	1.1	.4	-	-	1.8
8 . . . . .	70	394	163	-	-	-	627	20.1	21.2	.5	-	-	-	1.5
9 . . . . .	97	277	58	-	-	-	432	27.9	14.8	.2	-	-	-	1.0
10 . . . . .	132	191	25	-	-	-	348	37.9	10.2	.1	-	-	-	.8
All grades	348	1,866	30,460	9,166	2	-	1/41,842	100.0	100.0	100.0	100.0	100.0	-	100.0
<u>UNITED STATES</u>														
1 . . . . .	-	6	732	590	-	-	1,328	-	0.2	1.0	2.0	-	-	1.2
2 . . . . .	3	121	10,856	5,230	2	-	16,212	0.5	3.4	14.2	18.0	50.0	-	14.8
3 . . . . .	-	214	34,537	13,889	1	-	48,641	-	5.9	45.0	47.8	25.0	-	44.3
4 . . . . .	12	92	19,456	7,379	1	-	26,940	2.1	2.6	25.4	25.4	25.0	-	24.5
5 . . . . .	2	215	5,969	1,642	-	-	7,828	.3	6.0	7.8	5.6	-	-	7.1
6 . . . . .	11	448	2,335	232	-	-	3,026	1.9	12.4	3.1	.8	-	-	2.8
7 . . . . .	39	748	1,349	87	-	-	2,223	6.8	20.7	1.8	.3	-	-	2.0
8 . . . . .	113	760	694	19	-	-	1,586	19.7	21.0	.9	.1	-	-	1.4
9 . . . . .	123	471	243	6	-	-	843	21.4	13.1	.3	*	-	-	.8
10 . . . . .	272	531	347	7	-	-	1,157	47.3	14.7	.5	*	-	-	1.1
All grades	575	3,606	76,518	29,081	4	-	1/109,784	100.0	100.0	100.0	100.0	100.0	-	100.0

1/ As reported by the Bureau of the Census, running bales.  
 \* Less than 0.05 percent.

Table 4. -- Grade and staple of American-Egyptian cotton ginned in the United States, during specified periods, 1962-63

Grade and staple	Ginnings					Total Crop
	Prior to Sept. 1	September	October	November	After Nov. 30	
<u>Grade</u>	<u>Bales</u>	<u>Bales</u>	<u>Bales</u>	<u>Bales</u>	<u>Bales</u>	<u>Bales</u>
1 . . . . .	-	29	351	668	280	1,328
2 . . . . .	-	88	3,144	9,306	3,674	16,212
3 . . . . .	-	12	9,469	27,322	11,838	48,641
4 . . . . .	-	-	7,339	11,312	8,289	26,940
5 . . . . .	-	6	1,754	2,167	3,901	7,826
6 . . . . .	-	3	202	427	2,394	3,026
7 . . . . .	-	4	60	168	1,991	2,223
8 . . . . .	-	12	17	67	1,490	1,586
9 . . . . .	-	10	10	18	805	843
10 . . . . .	-	12	1	18	1,126	1,157
All grades	-	176	22,347	51,473	35,788	1/ 109,784
<u>Staple</u> (inches)						
1-9/32 and shorter . .	-	22	-	3	550	575
1-5/16 and 1-11/32 . .	-	18	260	87	3,241	3,606
1-3/8 and 1-13/32 . .	-	108	13,076	36,989	26,345	76,518
1-7/16 and 1-15/32 . .	-	28	9,009	14,392	5,652	29,081
1-1/2 and 1-17/32 . .	-	-	2	2	-	4
1-9/16 and longer . .	-	-	-	-	-	-
All staples	-	176	22,347	51,473	35,788	1/ 109,784
<u>Grade</u>	<u>Percent</u>	<u>Percent</u>	<u>Percent</u>	<u>Percent</u>	<u>Percent</u>	<u>Percent</u>
1 . . . . .	-	16.5	1.6	1.3	0.8	1.2
2 . . . . .	-	50.0	14.1	18.1	10.3	14.8
3 . . . . .	-	6.8	42.4	53.2	33.0	44.3
4 . . . . .	-	-	32.8	22.0	23.2	24.5
5 . . . . .	-	3.4	7.8	4.2	10.9	7.1
6 . . . . .	-	1.7	.9	.8	6.7	2.8
7 . . . . .	-	2.3	.3	.3	5.6	2.0
8 . . . . .	-	6.8	.1	.1	4.2	1.4
9 . . . . .	-	5.7	*	*	2.2	.8
10 . . . . .	-	6.8	*	*	3.1	1.1
All grades	-	100.0	100.0	100.0	100.0	100.0
<u>Staple</u> (inches)						
1-9/32 and shorter . .	-	12.5	-	*	1.5	0.5
1-5/16 and 1-11/32 . .	-	10.2	1.2	0.2	9.1	3.3
1-3/8 and 1-13/32 . .	-	61.4	58.5	71.8	73.6	69.7
1-7/16 and 1-15/32 . .	-	15.9	40.3	28.0	15.8	26.5
1-1/2 and 1-17/32 . .	-	-	*	*	-	*
1-9/16 and longer . .	-	-	-	-	-	-
All staples	-	100.0	100.0	100.0	100.0	100.0

1/ As reported by the Bureau of the Census, running bales.

\* Less than 0.05 percent.



Table 5. -- Grade index and average staple of upland cotton ginned in the United States, by States, crops of 1959-1962

State	Grade index 1/				Average staple 2/			
	1959	1960	1961	1962	1959	1960	1961	1962
	<u>Index</u>	<u>Index</u>	<u>Index</u>	<u>Index</u>	<u>32d inches</u>	<u>32d inches</u>	<u>32d inches</u>	<u>32d inches</u>
Alabama	96.3	95.9	95.6	95.7	33.2	33.3	33.4	33.2
Arizona	96.9	97.3	97.1	92.9	33.8	34.0	33.7	33.6
Arkansas	95.1	94.2	94.8	91.7	33.7	33.7	34.1	33.8
California	98.4	97.2	98.3	96.2	33.9	34.1	34.1	34.5
Florida	94.0	92.0	88.5	91.0	32.8	32.9	32.5	32.9
Georgia	94.6	95.3	95.2	94.8	33.0	33.3	32.9	32.9
Illinois	90.2	94.3	83.8	93.0	33.7	33.7	33.3	33.9
Kentucky	96.9	95.4	91.5	92.4	33.7	33.7	33.6	33.6
Louisiana	96.1	95.0	94.8	95.3	33.7	33.5	33.8	33.7
Mississippi	95.7	94.8	95.5	96.2	33.9	33.5	34.0	33.9
Missouri	94.2	93.9	94.3	93.2	33.6	33.8	33.9	33.8
Nevada	98.9	99.7	98.2	97.1	35.7	35.7	36.7	36.9
New Mexico	101.0	99.9	99.3	95.9	35.2	35.7	35.2	35.0
North Carolina	89.5	94.8	96.8	93.8	32.6	33.5	33.7	33.5
Oklahoma	93.0	92.6	91.2	87.6	30.5	31.0	31.1	30.6
South Carolina	92.4	96.6	96.7	95.0	33.1	33.7	33.3	33.5
Tennessee	97.5	96.0	95.5	95.8	33.6	33.5	33.8	33.6
Texas	95.6	94.8	95.2	92.5	31.2	31.3	31.1	30.9
Virginia	89.2	92.3	94.1	94.8	32.9	34.0	34.1	33.7
United States	95.8	95.4	95.7	93.9	32.8	32.9	32.9	32.8

1/ Computed by weighting the quantity in each grade by the 1937-39 average price per pound for such grade of 15/16 inch staple. Converted to an index with Middling White equaling 100.

2/ Averages calculated on numerical equivalents of the staple designations (for example, 29/32<sup>2</sup>=29).

Table 6. -- Preparation, grade reduction, and wasty upland cotton ginned in the United States, by States, 1962-63

State	Preparation			Total	Grade Reductions 1/	Wasty 2/
	Normal	Rough Preparation				
		Prep. 3 and 4	Gin Cut			
Bales	Bales	Bales	Bales	Bales	Bales	
Alabama	695,141	956	-	696,097	15,231	-
Arizona	878,107	327	-	878,434	81,994	21,449
Arkansas	1,457,483	640	-	1,458,123	38,529	-
California	1,933,916	932	-	1,934,848	115,622	4,049
Florida	12,266	6	-	12,272	571	-
Georgia	534,064	594	-	534,658	21,971	-
Illinois	1,763	-	-	1,763	-	-
Kentucky	4,840	9	-	4,849	71	-
Louisiana	539,932	262	-	540,194	24,816	-
Mississippi	1,681,688	4,066	-	1,685,754	28,536	-
Missouri	471,114	563	-	471,677	4,601	-
Nevada	6,658	12	-	6,670	440	165
New Mexico	235,661	95	-	235,756	4,841	8,639
North Carolina	283,027	945	-	283,972	20,896	10
Oklahoma	302,554	2,148	-	304,702	15,830	10,516
South Carolina	455,594	353	-	455,947	36,188	95
Tennessee	548,259	149	-	548,408	4,726	-
Texas	4,683,188	11,110	18	4,694,316	128,159	173,504
Virginia	5,895	61	-	5,956	-	-
United States	14,731,150	23,228	18	14,754,396	543,022	218,427

1/ Cotton reduced in grade for reasons other than preparation.

2/ Cotton that has a weak, irregular, or immature staple.

Table 7. -- Grade reductions, by specified causes, of upland cotton ginned in the United States, by States, 1962-63

State	Cause of Reduction											Total Bales	
	Grass Bales	Bark Bales	Spindle Twist Bales	Dust Bales	Bark and Dust Bales	Stems Bales	Seed Bales	Oil Bales	Notes Bales	Cloth Bales	Bark and Grass Bales		Mixed Pack Bales
Alabama	15,200	-	-	-	-	-	-	-	-	10	-	21	15,231
Arizona	14,601	62,454	760	2,619	-	900	613	-	47	-	-	-	81,994
Arkansas	30,836	6,747	229	10	-	522	29	111	9	36	-	-	38,529
California	89,168	25,135	1,195	11	-	11	81	-	21	-	-	-	115,622
Florida	571	-	-	-	-	-	-	-	-	-	-	-	571
Georgia	21,971	-	-	-	-	-	-	-	-	-	-	-	21,971
Illinois	-	-	-	-	-	-	-	-	-	-	-	-	-
Kentucky	71	-	-	-	-	-	-	-	-	-	-	-	71
Louisiana	24,132	495	37	-	-	-	-	11	131	10	-	-	24,816
Mississippi	28,329	127	-	-	-	-	-	80	-	-	-	-	28,536
Missouri	3,848	715	-	-	-	-	26	12	-	-	-	-	4,601
Nevada	119	321	-	-	-	-	-	-	-	-	-	-	440
New Mexico	514	3,075	1,237	15	-	-	-	-	-	-	-	-	4,841
North Carolina	20,896	-	-	-	-	-	-	-	-	-	-	-	20,896
Oklahoma	643	13,018	-	68	2,015	8	11	10	-	-	57	-	15,830
South Carolina	36,098	77	-	-	-	-	-	-	-	13	-	-	36,188
Tennessee	4,337	346	-	-	-	-	-	25	9	-	-	9	4,726
Texas	20,886	105,620	777	280	-	231	189	176	-	-	-	-	128,159
Virginia	-	-	-	-	-	-	-	-	-	-	-	-	-
United States	312,220	218,130	4,235	3,003	2,015	1,672	949	425	217	69	57	30	543,022

Table 8. -- Tenderability of upland cotton ginned, by States, 1962-63

State	Tenderable 1/		Untenderable		Total crop 2/	
	Bales	Pct.	Bales	Pct.	Bales	Pct.
Alabama	622,343	89.4	73,754	10.6	696,097	100.0
Arizona	688,478	78.4	189,956	21.6	878,434	100.0
Arkansas	1,098,869	75.4	359,254	24.6	1,458,123	100.0
California	1,766,274	91.3	168,574	8.7	1,934,848	100.0
Florida	9,304	75.8	2,968	24.2	12,272	100.0
Georgia	450,002	84.2	84,656	15.8	534,658	100.0
Illinois	1,470	83.4	293	16.6	1,763	100.0
Kentucky	3,767	77.7	1,082	22.3	4,849	100.0
Louisiana	455,042	84.2	85,152	15.8	540,194	100.0
Mississippi	1,496,828	88.8	188,926	11.2	1,685,754	100.0
Missouri	406,671	86.2	65,006	13.8	471,677	100.0
Nevada	6,182	92.7	488	7.3	6,670	100.0
New Mexico	202,797	86.0	32,959	14.0	235,756	100.0
North Carolina	240,688	84.8	43,284	15.2	283,972	100.0
Oklahoma	83,284	27.3	221,418	72.7	304,702	100.0
South Carolina	395,120	86.7	60,827	13.3	455,947	100.0
Tennessee	479,871	87.5	68,537	12.5	548,408	100.0
Texas	2,962,102	63.1	1,732,214	36.9	4,694,316	100.0
Virginia	4,857	81.5	1,099	18.5	5,956	100.0
All States	11,373,949	77.1	3,380,447	22.9	14,754,396	100.0

1/ Tenderable with respect to grade and staple in settlement of futures contracts.

2/ As reported by the Bureau of the Census, running bales.

Table 9. -- Tenderability of upland cotton ginned in the United States, 1946-1962

Year	Tenderable 1/		Untenderable		Total crop 2/	
	Bales	Pct.	Bales	Pct.	Bales	Pct.
1946	6,527,089	76.7	1,987,803	23.3	8,514,892	100.0
1947	9,197,081	79.6	2,358,849	20.4	11,555,930	100.0
1948	11,719,213	80.4	2,857,601	19.6	14,576,814	100.0
1949	11,791,158	74.1	4,113,544	25.9	15,904,702	100.0
1950	7,234,459	73.5	2,611,224	26.5	9,845,683	100.0
1951	10,793,023	71.6	4,232,480	28.2	15,025,503	100.0
1952	10,982,423	73.9	3,875,742	26.1	14,858,165	100.0
1953	13,691,670	84.2	2,560,929	15.8	16,252,599	100.0
1954	11,506,960	84.8	2,070,033	15.2	13,576,993	100.0
1955	11,106,760	76.6	3,393,764	23.4	14,500,524	100.0
1956	10,609,930	81.0	2,492,207	19.0	13,102,137	100.0
1957	6,859,873	63.5	3,940,845	36.5	10,800,718	100.0
1958	9,768,742	86.0	1,584,723	14.0	11,353,465	100.0
1959	11,401,025	78.9	3,044,992	21.1	14,446,017	100.0
1960	10,050,977	70.8	4,148,110	29.2	14,199,087	100.0
1961	11,655,270	81.7	2,608,095	18.3	14,263,365	100.0
1962	11,373,949	77.1	3,380,447	22.9	14,754,396	100.0

1/ Tenderable with respect to grade and staple in settlement of futures contracts. Commencing with 1961 crop, includes additional qualities made tenderable under New Orleans interior delivery contract.

2/ As reported by the Bureau of the Census, running bales.

Table 10. -- Grade and staple of upland cotton ginned in Alabama, 1962-63

Grade	15/16 and shorter	7/8 inch	29/32 inch	15/16 inch	31/32 inch	1 inch	1-1/32 inches	1-1/16 inches	1-3/32 inches	1-1/8 inches	1-5/32 inches	1-3/16 inches	1-7/32 inches	1-1/4 inches	All staples	
															Bales	Percent
<b>White:</b>																
O.M.	-	-	-	-	-	154	719	194	-	-	-	-	-	-	1,067	0.2
S.M.	-	10	10	154	840	7,000	41,321	31,508	1,068	74	-	-	-	-	81,985	11.8
M.+	-	-	-	-	10	214	1,563	1,747	92	-	-	-	-	-	3,626	.5
M.	-	-	-	340	1,667	17,540	104,307	89,369	3,303	105	-	-	-	-	216,649	31.2
S.L.M.+	-	-	-	30	92	1,316	10,153	6,681	301	-	-	-	-	-	18,543	2.7
S.L.M.	-	11	22	403	2,723	20,884	83,138	48,235	1,123	21	11	-	-	-	156,573	22.6
L.M.+	-	-	-	33	185	2,265	16,017	11,373	411	-	-	-	-	-	30,284	4.4
L.M.	-	22	10	123	1,041	9,666	30,467	16,768	540	-	-	-	-	-	58,637	8.4
S.G.O.+	-	-	-	-	10	207	914	479	-	-	-	-	-	-	1,610	.2
S.G.O.	-	-	-	50	316	1,989	3,074	963	-	-	-	-	-	-	6,392	.9
O.O.+	-	-	-	-	-	11	-	-	-	-	-	-	-	-	11	0
O.O.	-	-	-	33	39	403	321	94	-	-	-	-	-	-	890	.1
<b>Total</b>	-	43	42	1,175	6,923	61,658	291,994	207,381	6,840	200	11	-	-	-	576,267	83.0
<b>Light Spotted:</b>																
O.M.	-	-	-	-	-	19	42	-	-	-	-	-	-	-	61	0
S.M.	-	10	10	125	277	2,314	7,206	2,878	32	-	-	-	-	-	12,853	1.8
M.	-	11	10	245	1,219	9,355	25,659	10,479	182	-	-	-	-	-	47,160	6.8
S.L.M.	-	-	33	179	1,201	8,974	18,102	6,977	128	-	-	-	-	-	38,594	5.1
L.M.	-	11	22	243	767	3,998	5,333	1,496	43	-	-	-	-	-	11,913	1.7
<b>Total</b>	-	32	75	792	3,464	24,660	56,342	21,630	385	-	-	-	-	-	107,580	15.4
<b>Spotted:</b>																
O.M.	-	-	-	-	-	-	21	-	-	-	-	-	-	-	21	0
S.M.	-	-	-	-	11	248	266	83	-	-	-	-	-	-	608	.1
M.	-	-	-	10	91	500	1,233	418	11	-	-	-	-	-	2,263	.3
S.L.M.	-	-	11	56	190	799	1,104	525	11	-	-	-	-	-	2,696	.4
L.M.	-	-	-	79	235	679	496	180	12	-	-	-	-	-	1,681	.2
<b>Total</b>	-	-	11	145	527	2,226	3,120	1,206	34	-	-	-	-	-	7,269	1.0
<b>Tinged:</b>																
O.M.	-	-	-	-	-	-	-	-	-	-	-	-	-	-	-	0
S.M.	-	-	-	-	-	10	-	-	-	-	-	-	-	-	10	0
M.	-	-	-	-	22	11	-	-	-	-	-	-	-	-	33	0
S.L.M.	-	-	4	9	10	52	32	-	-	-	-	-	-	-	107	0
L.M.	-	-	-	20	34	11	20	-	-	-	-	-	-	-	85	0
<b>Total</b>	-	-	4	29	44	85	73	-	-	-	-	-	-	-	235	0
<b>Light Gray:</b>																
O.M.	-	-	-	-	-	-	-	-	-	-	-	-	-	-	-	0
S.M.	-	-	-	42	147	585	607	43	-	-	-	-	-	-	1,424	.2
M.	-	-	-	30	155	583	666	161	-	-	-	-	-	-	1,595	.2
S.L.M.	-	-	-	26	33	60	21	-	-	-	-	-	-	-	160	0
<b>Total</b>	-	-	-	98	335	1,248	1,294	204	-	-	-	-	-	-	3,179	.4
<b>Gray:</b>																
O.M.	-	-	-	-	-	-	-	-	-	-	-	-	-	-	-	0
S.M.	-	-	-	-	11	43	22	-	-	-	-	-	-	-	76	0
M.	-	-	-	10	10	38	32	-	-	-	-	-	-	-	90	0
S.L.M.	-	-	-	-	10	29	-	-	-	-	-	-	-	-	39	0
<b>Total</b>	-	-	-	10	21	91	63	-	-	-	-	-	-	-	205	0
<b>Below Grade:</b>																
	-	13	-	180	162	597	388	22	-	-	-	-	-	-	1,362	.2
<b>All grades</b>	-	88	132	2,429	11,476	90,865	383,294	230,643	7,259	200	11	-	-	-	696,097	100.0
<b>All grades . . . . .</b>																
Percent																
Percent				.3	1.6	13.0	90.9	33.2	1.0	0.0	0.0	0.0	0.0	0.0	100.0	0.1
As reported by the Bureau of the Census, running bales.																
Less than 0.05 percent.																
Grade index . . . . . 95.7																
Average staple . . . . . 33.2																
Percentage rough preparation . . . . . 0.1																

Table 11. -- Grade and staple of white cotton ginned in Arizona, 1962-63

Grade	13/16 inch and shorter	7/8 inch	29/32 inch	15/16 inch	31/32 inch	1 inch	1-1/32 inches	1-1/16 inches	1-3/32 inches	1-1/8 inches	1-5/32 inches	1-3/16 inches	1-7/32 inches	1-1/4 inches and longer	All staples	
	Bales	Bales	Bales	Bales	Bales	Bales	Bales	Bales	Bales	Bales	Bales	Bales	Bales	Bales	Bales	Percent
<b>White:</b>																
G.M.	-	-	-	-	-	156	1,131	82	23	144	11	11	-	-	1,547	0.2
S.M.	-	-	-	-	-	4,294	21,411	2,195	1,349	1,678	200	200	19	194	31,410	3.6
M.	-	-	-	-	-	59	276	10	20	-	-	-	-	-	365	0
S.L.N.*	-	10	10	10	60	927	150,061	7,479	9,215	6,133	718	110	897	225,394	25.8	
S.L.N.*	-	-	-	-	48	1,217	3,392	525	1,642	961	96	24	113	8,018	0.9	
S.L.N.	12	71	142	250	4,951	77,367	139,859	7,550	12,353	5,556	387	59	558	249,117	28.5	
L.N.*	-	-	13	29	313	2,249	2,390	431	812	283	31	18	49	6,018	0.8	
L.N.	-	-	62	541	7,331	21,354	10,853	939	1,510	450	128	9	263	43,440	4.9	
S.G.O.*	-	-	10	20	96	261	70	29	57	-	-	-	-	1	545	0.1
S.O.O.	-	10	378	2,632	12,516	6,172	709	192	337	30	-	-	-	29	23,054	2.6
G.O.*	-	-	19	467	1,832	696	120	10	27	-	-	-	-	-	77	0
G.O.	-	12	110	1,102	5,393	30,113	163,748	330,272	19,442	27,347	15,235	1,629	248	2,103	596,754	68.2
<b>Total</b>																
<b>Light Spotted:</b>																
G.M.	-	-	-	-	-	-	20	-	-	-	-	-	-	-	20	0
S.N.	-	-	-	10	21	3,456	7,916	195	62	55	10	10	-	-	11,836	1.3
M.	-	-	10	31	89	1,212	25,396	61,967	2,028	712	360	11	-	11	91,826	10.5
S.L.N.	-	-	-	65	508	3,821	19,917	1,246	574	233	28	-	-	50	55,725	6.3
L.N.	39	10	467	2,903	12,929	11,338	3,548	178	194	19	68	19	20	31,782	3.6	
<b>Total</b>	39	20	593	3,520	18,103	60,107	102,732	3,649	1,542	667	117	19	81	191,189	21.7	
<b>Spotted:</b>																
G.M.	-	-	-	-	-	9	-	-	-	-	-	-	-	-	9	0
S.M.	-	-	-	-	19	173	188	-	-	-	-	-	-	-	361	0
M.	-	-	-	-	69	1,533	3,763	77	19	-	-	-	-	-	5,500	0.6
S.L.N.	-	-	10	68	254	1,613	2,254	96	81	-	-	-	-	-	4,385	0.5
L.N.	-	-	19	123	603	712	382	31	75	-	-	-	-	-	1,915	0.2
<b>Total</b>	-	-	29	210	993	4,031	6,657	194	94	-	-	-	-	-	12,170	1.3
<b>Tinged:</b>																
G.M.	-	-	-	-	-	-	-	-	-	-	-	-	-	-	-	0
S.N.	-	-	-	-	-	9	-	-	-	-	-	-	-	-	9	0
M.	-	-	-	-	-	-	-	-	-	-	-	-	-	-	-	0
S.L.N.	-	-	-	-	-	10	-	-	-	-	-	-	-	-	10	0
L.N.	-	-	9	38	107	10	21	-	-	-	-	-	-	-	164	0
<b>Total</b>	-	-	9	10	47	30	21	-	-	-	-	-	-	-	244	0
<b>Yellow Stained:</b>																
G.M.	-	-	-	-	-	9	-	-	-	-	-	-	-	-	9	0
S.N.	-	-	-	-	-	-	-	-	-	-	-	-	-	-	-	0
M.	-	-	-	-	-	-	-	-	-	-	-	-	-	-	-	0
S.L.N.	-	-	-	-	-	-	-	-	-	-	-	-	-	-	-	0
L.N.	-	-	-	-	-	9	-	-	-	-	-	-	-	-	-	0
<b>Total</b>	-	-	-	-	-	9	-	-	-	-	-	-	-	-	9	0
<b>Light Gray:</b>																
G.M.	-	-	-	-	-	-	10	-	-	-	-	-	-	-	10	0
S.N.	-	-	-	-	30	8,061	10,438	92	123	33	10	-	-	-	19,266	2.2
M.	-	-	-	-	216	6,544	5,828	81	44	10	-	-	-	-	17,091	1.9
S.L.N.	-	-	42	297	1,642	1,629	397	-	-	-	-	-	-	-	3,587	0.4
<b>Total</b>	-	-	63	543	4,750	17,834	16,373	173	167	43	10	-	-	-	39,956	4.5
<b>Gray:</b>																
G.M.	-	-	-	-	-	21	9	-	-	-	-	-	-	-	30	0
S.N.	-	-	-	-	30	415	393	10	12	-	-	-	-	-	960	0.1
M.	-	-	-	-	20	1,005	378	-	10	-	-	-	-	-	2,049	0.2
S.L.N.	-	-	-	-	32	124	60	83	-	-	-	-	-	-	861	0.1
<b>Total</b>	-	-	42	144	1,116	1,603	863	10	22	-	-	-	-	-	3,900	0.4
<b>Below Grade:</b>	9	165	166	2,316	8,720	18,203	3,836	411	117	185	58	97	9	-	34,312	3.9
<b>All grades</b>	9	216	325	4,155	18,577	73,367	251,196	457,329	23,565	29,357	16,003	1,653	276	2,184	1,878,434	100.0
<b>All grades</b>	%	%	%	%	%	%	%	%	%	%	%	%	%	%	%	%

As reported by the Bureau of the Census, running bales.  
 \* Less than 0.05 percent.

Percentage rough preparation..... 92.9  
 Grade index..... 33.6  
 Average staple..... 33.6



Table 13. -- Grade and staple of upland cotton ginned in California, 1962-63

Grade	Bales														All staples	
	13/16 inch and shorter	7/8 inch	29/32 inch	15/16 inch	31/32 inch	1 inch	1-1/32 inches	1-1/16 inches	1-3/32 inches	1-1/2 inches	1-5/32 inches	1-3/16 inches	1-7/32 inches	1-1/4 inches and longer	Bales	Percent
<b>White:</b>																
G.M.	-	-	-	-	-	20	357	1,090	159	-	-	-	-	-	1,626	0.1
S.M.	-	-	-	10	-	543	19,612	61,417	6,572	-	-	-	-	-	86,154	4.6
M.	-	-	-	12	-	347	689	689	28	9	-	-	-	-	1,094	.1
S.L.M.	-	-	-	118	-	7,990	217,550	643,161	10,182	-	-	-	-	-	679,001	45.3
S.L.M.	-	-	-	23	-	856	9,785	33,533	1,636	-	-	-	-	-	45,833	2.4
S.L.M.	-	-	-	11	50	2,480	234,529	340,500	7,422	-	-	-	-	-	612,067	31.6
L.M.	-	-	-	43	-	2,668	12,724	6,622	899	-	-	-	-	-	23,423	1.2
L.M.	-	-	-	47	559	5,013	49,884	19,061	705	10	-	-	-	-	95,949	5.0
S.O.	-	-	-	65	-	3,857	781	54	12	-	-	-	-	-	5,115	.3
S.O.	-	-	-	398	2,542	9,122	16,643	921	10	12	-	-	-	-	35,302	1.8
G.O.	-	-	-	222	-	247	22	-	-	-	-	-	-	-	491	.0
G.O.	-	-	-	773	1,674	3,510	615	162	12	-	-	-	-	-	9,663	.5
Total	-	-	-	1,229	4,938	21,311	83,493	551,860	1,107,210	27,637	31	9	-	-	1,797,716	92.9
<b>Light Spotted:</b>																
G.M.	-	-	-	-	-	-	-	-	-	-	-	-	-	-	-	-
S.M.	-	-	-	-	-	71	1,490	5,548	410	-	-	-	-	-	7,519	.4
K.	-	-	-	11	-	410	6,512	12,437	4,325	47	-	-	-	-	23,742	1.2
S.L.M.	-	-	-	64	182	1,036	4,830	1,835	41	-	-	-	-	-	11,630	.6
L.M.	-	-	-	403	621	2,007	1,729	594	176	-	-	-	-	-	5,490	.3
Total	-	-	-	478	803	3,524	13,303	23,359	6,746	88	-	-	-	-	49,361	2.5
<b>Spotted:</b>																
G.M.	-	-	-	-	-	-	-	-	-	-	-	-	-	-	-	-
S.M.	-	-	-	-	-	27	581	403	21	9	-	-	-	-	155	.0
K.	-	-	-	-	-	54	347	173	39	-	-	-	-	-	1,041	.1
S.L.M.	-	-	-	11	56	300	310	12	-	-	-	-	-	-	626	.0
L.M.	-	-	-	11	69	381	1,310	643	88	9	-	-	-	-	699	.0
Total	-	-	-	11	69	381	1,310	643	88	9	-	-	-	-	2,511	.1
<b>Tinged:</b>																
G.M.	-	-	-	-	-	-	-	-	-	-	-	-	-	-	-	-
S.M.	-	-	-	-	-	-	-	-	-	-	-	-	-	-	-	-
K.	-	-	-	-	-	-	-	-	-	-	-	-	-	-	-	-
S.L.M.	-	-	-	-	-	-	-	-	-	-	-	-	-	-	-	-
L.M.	-	-	-	-	-	8	9	9	-	-	-	-	-	-	26	.0
Total	-	-	-	-	-	8	27	33	-	-	-	-	-	-	88	.0
<b>Light Gray:</b>																
G.M.	-	-	-	-	-	-	-	-	-	-	-	-	-	-	-	-
S.M.	-	-	-	-	-	11	300	18,932	10,702	12	-	-	-	-	21	.0
K.	-	-	-	36	203	2,743	7,734	22,997	3,570	12	-	-	-	-	32,853	1.7
S.L.M.	-	-	-	44	282	2,064	3,133	1,609	175	-	-	-	-	-	37,295	1.9
Total	-	-	-	80	496	5,107	13,674	43,547	14,459	12	-	-	-	-	77,476	4.0
<b>Gray:</b>																
G.M.	-	-	-	-	-	12	-	-	-	-	-	-	-	-	12	.0
S.M.	-	-	-	-	-	35	66	135	24	-	-	-	-	-	292	.0
K.	-	-	-	-	-	46	601	638	60	-	-	-	-	-	1,750	.1
S.L.M.	-	-	-	106	114	637	333	119	24	-	-	-	-	-	1,333	.1
Total	-	-	-	106	172	1,069	1,020	892	108	-	-	-	-	-	3,367	.2
<b>Below Grade:</b>																
G.M.	-	-	-	32	-	948	778	1,647	1,366	490	12	-	-	-	5,267	.3
S.M.	-	-	-	32	-	2,852	7,256	33,067	114,275	620,844	1,128,623	27,835	55	-	1,924,946	100.0
Total	-	-	-	64	-	3,800	8,034	34,114	115,645	622,314	1,140,655	27,847	55	-	1,929,213	100.0

All grades . . . . .  
 As reported by the Bureau of the Census, running bales . . . . .  
 \* Less than 0.05 percent.  
 Percentage rough preparation . . . . .  
 Grade index . . . . .  
 Average staple . . . . .



Table 14. Grade and staple of upland cotton ginned in Florida, 1962-63

Grade	13/16 inch and shorter	7/8 inch	29/32 inch	15/16 inch	31/32 inch	1 inch	1-1/32 inches	1-1/16 inches	1-3/32 inches	1-1/8 inches	1-5/32 inches	1-3/16 inches	1-7/32 inches	1-1/4 inches and longer	All staples	
	Bales	Bales	Bales	Bales	Bales	Bales	Bales	Bales	Bales	Bales	Bales	Bales	Bales	Bales	Bales	Percent
<b>White:</b>																
G.M.	-	-	-	-	-	168	362	203	6	-	-	-	-	-	739	6.0
S.M.	-	-	-	-	-	-	10	-	-	-	-	-	-	-	10	1.0
M.	-	-	-	-	6	395	1,434	914	96	-	-	-	-	-	2,745	22.4
S.L.M.	-	-	-	-	21	395	88	273	-	-	-	-	-	-	130	1.1
S.L.N.	-	-	-	-	31	395	890	273	-	-	-	-	-	-	1,589	12.9
L.M.+	-	-	-	-	9	78	432	242	-	-	-	-	-	-	761	6.2
L.N.	-	-	-	-	66	827	1,499	340	10	-	-	-	-	-	2,742	22.3
S.G.O.+	-	-	-	-	-	51	118	109	-	-	-	-	-	-	278	2.3
S.G.O.	-	-	-	-	10	297	140	74	11	-	-	-	-	-	554	4.5
G.O.+	-	-	-	-	-	22	9	-	-	-	-	-	-	-	55	.4
G.O.	-	-	-	-	24	22	9	-	-	-	-	-	-	-	55	.4
Total	-	-	-	10	159	2,254	4,982	2,076	123	-	-	-	-	-	9,603	78.2
<b>Light Spotted:</b>																
G.M.	-	-	-	-	-	28	80	54	-	-	-	-	-	-	168	1.4
S.M.	-	-	-	-	6	207	249	103	-	-	-	-	-	-	615	5.0
M.	-	-	-	-	56	328	285	63	-	-	-	-	-	-	686	5.6
S.L.M.	-	-	-	-	10	328	285	63	-	-	-	-	-	-	906	7.4
L.M.	-	-	-	-	6	82	353	10	-	-	-	-	-	-	906	7.4
Total	-	-	-	6	154	1,018	967	230	-	-	-	-	-	-	2,375	19.4
<b>Spotted:</b>																
G.M.	-	-	-	-	-	-	-	-	-	-	-	-	-	-	-	-
S.M.	-	-	-	-	-	-	-	-	-	-	-	-	-	-	-	-
M.	-	-	-	-	-	9	11	-	-	-	-	-	-	-	20	.2
S.L.M.	-	-	-	-	19	19	9	-	-	-	-	-	-	-	47	.4
L.M.	-	-	-	-	10	9	10	11	-	-	-	-	-	-	48	.4
Total	-	-	-	10	28	37	30	11	-	-	-	-	-	-	116	1.0
<b>Tinged:</b>																
G.M.	-	-	-	-	-	-	-	-	-	-	-	-	-	-	-	-
S.M.	-	-	-	-	-	-	-	-	-	-	-	-	-	-	-	-
M.	-	-	-	-	-	-	-	-	-	-	-	-	-	-	-	-
S.L.M.	-	-	-	-	-	-	-	-	-	-	-	-	-	-	-	-
L.M.	-	-	-	-	-	-	-	-	-	-	-	-	-	-	-	-
Total	-	-	-	-	-	-	-	-	-	-	-	-	-	-	-	-
<b>Light Gray:</b>																
G.M.	-	-	-	-	-	9	-	-	-	-	-	-	-	-	-	-
S.M.	-	-	-	-	9	9	-	-	-	-	-	-	-	-	18	.1
M.	-	-	-	-	10	10	-	-	-	-	-	-	-	-	10	.1
S.L.M.	-	-	-	-	-	-	-	-	-	-	-	-	-	-	-	-
L.M.	-	-	-	-	-	-	-	-	-	-	-	-	-	-	-	-
Total	-	-	-	-	9	19	-	-	-	-	-	-	-	-	28	.2
<b>Gray:</b>																
G.M.	-	-	-	-	-	-	-	-	-	-	-	-	-	-	-	-
S.M.	-	-	-	-	-	-	-	-	-	-	-	-	-	-	-	-
M.	-	-	-	-	-	-	-	-	-	-	-	-	-	-	-	-
S.L.M.	-	-	-	-	-	-	-	-	-	-	-	-	-	-	-	-
L.M.	-	-	-	-	-	-	-	-	-	-	-	-	-	-	-	-
Total	-	-	-	-	-	-	-	-	-	-	-	-	-	-	-	-
Below Grade	-	-	-	-	19	76	19	-	-	-	-	-	-	-	122	1.0
All grades	-	-	-	72	358	3,404	5,998	2,317	123	-	-	-	-	-	12,272	100.0
All grades	-	-	-	.6	2.9	27.7	48.9	18.9	1.0	-	-	-	-	-	100.0	-

1/ As reported by the Bureau of the Census, running bales.

2 Less than 0.05 percent.

Percentage rough preparation.....

Grade index.....

Average staple.....

91.0

32.9



Table 16. -- Grade and staple of upland cotton ginned in Illinois, 1902-03

Grade	13/16 inch and shorter		7/8 inch		29/32 inch		15/16 inch		31/32 inch		1 inch		1-1/32 inches		1-1/16 inches		1-3/32 inches		1-1/8 inches		1-5/32 inches		1-3/16 inches		1-7/32 inches		1-1/4 inches and longer		All staples												
	Bales	Percent	Bales	Percent	Bales	Percent	Bales	Percent	Bales	Percent	Bales	Percent	Bales	Percent	Bales	Percent	Bales	Percent	Bales	Percent	Bales	Percent	Bales	Percent	Bales	Percent	Bales	Percent	Bales	Percent											
<b>White:</b>																																									
G.M.	-	-	-	-	-	-	-	-	-	-	-	-	-	-	-	-	-	-	-	-	-	-	-	-	-	-	-	-	-	-	-	-	-	-	-						
S.M.	-	-	-	-	-	-	-	-	-	-	-	-	-	-	-	-	-	-	-	-	-	-	-	-	-	-	-	-	-	-	-	-	-	-	-	-					
M.+.	-	-	-	-	-	-	-	-	-	-	-	-	-	-	-	-	-	-	-	-	-	-	-	-	-	-	-	-	-	-	-	-	-	-	-	-	-				
M.	-	-	-	-	-	-	-	-	-	-	-	-	-	-	-	-	-	-	-	-	-	-	-	-	-	-	-	-	-	-	-	-	-	-	-	-	-				
S.L.M.+.	-	-	-	-	-	-	-	-	-	-	-	-	-	-	-	-	-	-	-	-	-	-	-	-	-	-	-	-	-	-	-	-	-	-	-	-	-	-			
S.L.M.	-	-	-	-	-	-	-	-	-	-	-	-	-	-	-	-	-	-	-	-	-	-	-	-	-	-	-	-	-	-	-	-	-	-	-	-	-	-			
L.M.+.	-	-	-	-	-	-	-	-	-	-	-	-	-	-	-	-	-	-	-	-	-	-	-	-	-	-	-	-	-	-	-	-	-	-	-	-	-	-			
L.M.	-	-	-	-	-	-	-	-	-	-	-	-	-	-	-	-	-	-	-	-	-	-	-	-	-	-	-	-	-	-	-	-	-	-	-	-	-	-			
S.O.O.+.	-	-	-	-	-	-	-	-	-	-	-	-	-	-	-	-	-	-	-	-	-	-	-	-	-	-	-	-	-	-	-	-	-	-	-	-	-	-			
S.O.O.	-	-	-	-	-	-	-	-	-	-	-	-	-	-	-	-	-	-	-	-	-	-	-	-	-	-	-	-	-	-	-	-	-	-	-	-	-	-			
G.O.+.	-	-	-	-	-	-	-	-	-	-	-	-	-	-	-	-	-	-	-	-	-	-	-	-	-	-	-	-	-	-	-	-	-	-	-	-	-	-			
G.O.	-	-	-	-	-	-	-	-	-	-	-	-	-	-	-	-	-	-	-	-	-	-	-	-	-	-	-	-	-	-	-	-	-	-	-	-	-	-			
Total	-	-	-	-	-	-	-	-	-	-	-	-	-	-	-	-	-	-	-	-	-	-	-	-	-	-	-	-	-	-	-	-	-	-	-	-	-	-	-		
<b>Light Spotted:</b>																																									
G.M.	-	-	-	-	-	-	-	-	-	-	-	-	-	-	-	-	-	-	-	-	-	-	-	-	-	-	-	-	-	-	-	-	-	-	-	-	-	-	-	-	
S.M.	-	-	-	-	-	-	-	-	-	-	-	-	-	-	-	-	-	-	-	-	-	-	-	-	-	-	-	-	-	-	-	-	-	-	-	-	-	-	-	-	
M.	-	-	-	-	-	-	-	-	-	-	-	-	-	-	-	-	-	-	-	-	-	-	-	-	-	-	-	-	-	-	-	-	-	-	-	-	-	-	-	-	
S.L.M.	-	-	-	-	-	-	-	-	-	-	-	-	-	-	-	-	-	-	-	-	-	-	-	-	-	-	-	-	-	-	-	-	-	-	-	-	-	-	-	-	
L.M.	-	-	-	-	-	-	-	-	-	-	-	-	-	-	-	-	-	-	-	-	-	-	-	-	-	-	-	-	-	-	-	-	-	-	-	-	-	-	-	-	
Total	-	-	-	-	-	-	-	-	-	-	-	-	-	-	-	-	-	-	-	-	-	-	-	-	-	-	-	-	-	-	-	-	-	-	-	-	-	-	-	-	
<b>Spotted:</b>																																									
G.M.	-	-	-	-	-	-	-	-	-	-	-	-	-	-	-	-	-	-	-	-	-	-	-	-	-	-	-	-	-	-	-	-	-	-	-	-	-	-	-	-	
S.M.	-	-	-	-	-	-	-	-	-	-	-	-	-	-	-	-	-	-	-	-	-	-	-	-	-	-	-	-	-	-	-	-	-	-	-	-	-	-	-	-	
M.	-	-	-	-	-	-	-	-	-	-	-	-	-	-	-	-	-	-	-	-	-	-	-	-	-	-	-	-	-	-	-	-	-	-	-	-	-	-	-	-	
S.L.M.	-	-	-	-	-	-	-	-	-	-	-	-	-	-	-	-	-	-	-	-	-	-	-	-	-	-	-	-	-	-	-	-	-	-	-	-	-	-	-	-	
L.M.	-	-	-	-	-	-	-	-	-	-	-	-	-	-	-	-	-	-	-	-	-	-	-	-	-	-	-	-	-	-	-	-	-	-	-	-	-	-	-	-	
Total	-	-	-	-	-	-	-	-	-	-	-	-	-	-	-	-	-	-	-	-	-	-	-	-	-	-	-	-	-	-	-	-	-	-	-	-	-	-	-	-	
All grades	-	-	-	-	-	-	-	-	-	-	-	-	-	-	-	-	-	-	-	-	-	-	-	-	-	-	-	-	-	-	-	-	-	-	-	-	-	-	-	-	
All grades	-	-	-	-	-	-	-	-	-	-	-	-	-	-	-	-	-	-	-	-	-	-	-	-	-	-	-	-	-	-	-	-	-	-	-	-	-	-	-	-	
1/ As reported by the Bureau of the Census, running bales. Percentage rough preparation..... 0 Grade index..... 93.0 Average staple..... 33.9																																									



Table 18. -- Grade and staple of upland cotton ginned in Louisiana, 1962-63

Grade	13/16 inch and shorter	7/8 inch	29/32 inch	15/16 inch	31/32 inch	1 inch	1-1/32 inches	1-1/16 inches	1-3/32 inches	1-1/8 inches	1-5/32 inches	1-3/16 inches	1-7/32 inches	1-1/4 inches and longer	All staples	
	Bales	Bales	Bales	Bales	Bales	Bales	Bales	Bales	Bales	Bales	Bales	Bales	Bales	Bales	Bales	Percent
<b>White:</b>																
G.M.	-	-	-	-	-	28	980	2,405	160	-	-	-	-	-	3,573	0.7
S.M.	-	-	-	12	10	273	7,099	41,717	8,991	124	-	-	-	-	58,116	10.8
M.	-	-	-	-	-	-	352	1,402	479	-	-	-	-	-	2,233	.4
S.L.M.	-	-	10	29	56	1,030	27,125	88,094	9,327	148	18	20	-	-	125,859	23.3
L.M.	-	-	-	-	-	11	589	3,091	402	-	-	-	-	-	4,093	.8
Total	-	-	-	40	60	1,400	41,635	118,598	11,096	149	-	-	-	-	173,058	32.0
G.M.	-	-	-	-	-	28	1,666	5,753	805	28	-	-	-	-	8,286	1.5
S.M.	-	-	-	20	9	459	10,173	20,928	1,505	30	-	-	-	-	33,094	6.1
M.	-	-	-	-	-	-	133	-	-	-	-	-	-	-	210	.4
S.L.M.	-	-	-	-	-	115	2,034	2,532	146	-	-	-	-	-	4,827	.9
L.M.	-	-	-	-	-	10	311	164	9	-	-	-	-	-	494	.1
Total	-	-	10	101	137	3,414	92,040	284,817	32,820	479	18	20	-	-	413,856	76.6
<b>Light Spotted:</b>																
G.M.	-	-	-	-	-	85	1,318	1,703	179	-	-	-	-	-	11	.0
S.M.	-	-	-	71	90	1,908	25,093	26,701	778	-	-	-	-	-	3,296	.6
M.	-	-	-	73	56	2,913	22,144	20,714	1,122	-	-	-	-	-	54,641	10.1
S.L.M.	-	-	-	-	-	882	4,983	4,329	198	-	-	-	-	-	47,022	8.7
L.M.	-	-	-	-	-	181	5,788	53,447	2,267	-	-	-	-	-	10,406	1.9
Total	-	-	-	144	181	5,788	53,549	53,447	2,267	-	-	-	-	-	115,576	21.3
<b>Spotted:</b>																
G.M.	-	-	-	-	-	22	20	11	-	-	-	-	-	-	53	.0
S.M.	-	-	-	-	-	43	224	200	10	-	-	-	-	-	477	.1
M.	-	-	-	10	39	219	866	315	9	-	-	-	-	-	1,458	.3
S.L.M.	-	-	-	-	-	84	707	270	11	-	-	-	-	-	1,072	.2
L.M.	-	-	-	10	39	368	1,817	796	30	-	-	-	-	-	3,060	.6
Total	-	-	-	14	10	14	10	11	-	-	-	-	-	-	35	.0
<b>Tinged:</b>																
G.M.	-	-	-	-	-	10	-	-	-	-	-	-	-	-	-	.0
S.M.	-	-	-	-	-	113	1,013	427	-	-	-	-	-	-	22	.0
M.	-	-	-	10	510	2,044	938	10	10	-	-	-	-	-	1,553	.3
S.L.M.	-	-	-	9	299	582	18	-	-	-	-	-	-	-	3,512	.7
L.M.	-	-	-	19	932	3,639	1,395	10	-	-	-	-	-	-	908	.2
Total	-	-	-	38	1,250	7,205	2,843	20	20	-	-	-	-	-	5,995	1.2
<b>Gray:</b>																
G.M.	-	-	-	-	-	-	-	-	-	-	-	-	-	-	-	.0
S.M.	-	-	-	-	-	9	42	16	-	-	-	-	-	-	16	.0
M.	-	-	-	27	47	55	9	9	-	-	-	-	-	-	61	.0
S.L.M.	-	-	-	27	56	97	35	35	-	-	-	-	-	-	138	.0
L.M.	-	-	-	-	-	-	-	-	-	-	-	-	-	-	215	.0
Total	-	-	-	54	104	151	59	59	-	-	-	-	-	-	215	.0
<b>Below Grade:</b>																
G.M.	-	-	-	-	-	288	970	350	49	-	-	-	-	-	1,657	.3
S.M.	-	-	-	-	-	10,860	152,122	340,851	35,176	479	18	20	-	-	1/540,194	100.0
M.	-	-	-	-	-	-	-	-	-	-	-	-	-	-	-	.0
S.L.M.	-	-	-	-	-	1	28.2	63.1	6.5	.1	.1	.1	-	-	100.0	.0
L.M.	-	-	-	-	-	-	-	-	-	-	-	-	-	-	-	.0
Total	-	-	-	288	10,860	152,122	340,851	35,176	479	18	20	-	-	-	1/540,194	100.0

Percentage rough preparation.....  
 Grade index.....  
 Average staple.....

As reported by the Bureau of the Census, running bales.  
 \* Less than 0.05 percent.  
 95.3  
 33.7



Table 20. -- Grade and staple of upland cotton ginned in Missouri, 1962-63

Grade	13/16 inch and shorter	7/8 inch	29/32 inch	15/16 inch	31/32 inch	1 inch	1-1/32 inches	1-1/16 inches	1-3/32 inches	1-1/8 inches	1-5/32 inches	1-3/16 inches	1-7/32 inches	1-1/4 inches and longer	All staples	
	Bales	Bales	Bales	Bales	Bales	Bales	Bales	Bales	Bales	Bales	Bales	Bales	Bales	Bales	Bales	Percent
<b>White:</b>																
G.N.	-	-	-	-	-	9	228	2,706	1,058	-	-	-	-	-	11	0
S.N.	-	-	-	-	-	-	9	63	41	20	-	-	-	-	4,021	0.9
K.	-	-	-	-	9	108	4,354	45,308	8,593	74	-	-	-	-	113	0
S.L.M.+	-	-	-	-	12	171	2,301	539	539	74	-	-	-	-	58,446	12.4
S.L.M.	-	-	-	-	21	967	28,453	163,151	19,286	86	-	-	-	-	3,023	6
L.N.+	-	-	-	-	42	1,554	14,074	2,149	19,286	86	-	-	-	-	231,964	49.1
L.N.	-	-	-	21	116	3,342	16,603	20,728	1,596	18	-	-	-	-	17,819	3.8
S.O.O.+	-	-	-	9	114	1,378	1,582	46	28	-	-	-	-	-	42,424	9.0
S.O.O.	-	-	-	11	11	10	10	603	28	-	-	-	-	-	657	2
G.O.+	-	-	-	-	-	207	124	46	-	-	-	-	-	-	3,714	.6
G.O.	-	-	-	-	-	-	-	-	-	-	-	-	-	-	41	0
Total	30	271	6,143	53,382	269,441	33,336	196	-	-	-	-	-	-	-	362,810	76.9
<b>Light Spotted:</b>																
G.N.	-	-	-	-	-	64	515	628	9	-	-	-	-	-	-	-
S.N.	-	-	-	-	-	487	11,542	33,923	1,664	-	-	-	-	-	1,216	.3
K.	-	-	-	-	53	1,493	13,173	30,361	1,432	9	-	-	-	-	47,687	10.1
S.L.M.	-	-	-	-	100	1,987	2,030	1,936	120	-	-	-	-	-	46,608	9.9
L.N.	-	-	-	10	244	397	4,031	27,250	66,848	3,225	9	-	-	-	6,377	1.3
Total	48	397	4,031	27,250	66,848	3,225	9	-	-	-	-	-	-	-	101,638	21.6
<b>Spotted:</b>																
G.N.	-	-	-	-	-	-	18	18	-	-	-	-	-	-	-	-
S.N.	-	-	-	-	-	50	327	368	-	-	-	-	-	-	36	0
K.	-	-	-	-	-	185	749	716	18	-	-	-	-	-	745	.2
S.L.M.	-	-	-	-	11	180	136	45	-	-	-	-	-	-	1,679	.4
L.N.	-	-	-	-	11	415	1,232	1,147	16	-	-	-	-	-	363	.1
Total	-	-	-	-	34	34	-	-	-	-	-	-	-	-	2,823	.7
<b>Tinged:</b>																
G.N.	-	-	-	-	-	-	-	-	-	-	-	-	-	-	-	-
S.N.	-	-	-	-	-	-	-	-	-	-	-	-	-	-	-	-
K.	-	-	-	-	-	-	-	-	-	-	-	-	-	-	-	-
S.L.M.	-	-	-	-	-	34	-	-	-	-	-	-	-	-	34	0
L.N.	-	-	-	-	-	-	-	-	-	-	-	-	-	-	-	-
Total	-	-	-	-	34	34	-	-	-	-	-	-	-	-	34	0
<b>Light Gray:</b>																
G.N.	-	-	-	-	-	-	34	34	-	-	-	-	-	-	-	-
S.N.	-	-	-	-	11	426	1,118	21	-	-	-	-	-	-	34	0
K.	-	-	-	-	50	634	701	9	-	-	-	-	-	-	1,576	.3
S.L.M.	-	-	-	-	19	121	181	57	-	-	-	-	-	-	1,394	.3
Total	-	-	-	-	19	162	1,241	1,010	30	-	-	-	-	-	378	.1
<b>Gray:</b>																
G.N.	-	-	-	-	-	-	34	69	-	-	-	-	-	-	-	-
S.N.	-	-	-	-	-	13	9	53	-	-	-	-	-	-	103	0
K.	-	-	-	-	-	22	9	-	-	-	-	-	-	-	75	0
S.L.M.	-	-	-	-	-	-	-	-	-	-	-	-	-	-	31	0
Total	-	-	-	-	35	52	122	-	-	-	-	-	-	-	209	0
Below Grade	-	-	-	10	95	306	120	50	-	-	-	-	-	-	581	.1
All grades	Percent	Percent	Percent	Percent	Percent	Percent	Percent	Percent	Percent	Percent	Percent	Percent	Percent	Percent	Percent	Percent
	88	793	11,146	83,287	339,518	36,609	207	9	9	9	9	9	9	9	1,471,677	100.0
All grades	Percent	Percent	Percent	Percent	Percent	Percent	Percent	Percent	Percent	Percent	Percent	Percent	Percent	Percent	Percent	Percent
	0.2	2.4	17.7	71.9	7.6	7.6	7.6	7.6	7.6	7.6	7.6	7.6	7.6	7.6	100.0	100.0
As reported by the Bureau of the Census, running bales.																
Less than 0.05 percent.																
Percentage rough preparation..... 0.1																
Grade index..... 93.2																
Average staple..... 33.6																

Table 21. -- Grade and staple of upland cotton ginned in Nevada, 1962-63

Grade	13/16 inch and shorter	7/8 inch	29/32 inch	15/16 inch	31/32 inch	1 inch	1-1/32 inches	1-1/16 inches	1-3/32 inches	1-1/8 inches	1-5/32 inches	1-3/16 inches	1-7/32 inches	1-1/4 inches and longer	All staples	
	Bales	Bales	Bales	Bales	Bales	Bales	Bales	Bales	Bales	Bales	Bales	Bales	Bales	Bales	Bales	Percent
<b>White:</b>																
G.M.	-	-	-	-	-	-	-	-	-	-	-	-	-	-	-	-
S.M.	-	-	-	-	-	-	-	16	212	-	-	19	-	-	247	3.7
M.+	-	-	-	-	-	-	-	-	-	-	-	-	-	-	-	-
M.	-	-	-	-	-	-	361	2,901	9	-	-	891	9	-	4,222	63.2
S.L.M.+	-	-	-	-	-	-	15	73	55	-	-	16	-	-	159	2.4
S.L.M.	-	-	-	-	-	8	111	566	542	-	-	219	45	-	1,491	22.4
L.M.+	-	-	-	-	-	-	-	24	-	-	-	-	-	-	24	.4
L.M.	-	-	-	-	-	-	20	19	12	-	-	-	-	-	51	.8
S.G.O.+	-	-	-	-	-	-	-	-	-	-	-	-	-	-	-	-
S.O.O.	-	-	-	-	-	24	75	14	-	-	-	-	-	-	113	1.7
G.O.+	-	-	-	-	-	-	-	-	-	-	-	-	-	-	-	-
G.O.	-	-	-	-	-	24	25	31	-	-	-	-	-	-	80	1.2
<b>Total</b>	-	-	-	-	-	56	246	1,104	3,782	1,145	54	-	-	-	6,387	95.8
<b>Light Spotted:</b>																
G.M.	-	-	-	-	-	-	-	-	-	-	-	-	-	-	-	-
S.M.	-	-	-	-	-	-	-	12	15	-	-	-	-	-	27	.4
M.	-	-	-	-	-	-	5	34	21	-	-	45	-	-	105	1.6
S.L.M.	-	-	-	-	-	12	8	7	9	-	-	-	-	-	36	.5
L.M.	-	-	-	-	-	10	-	12	-	-	-	-	-	-	22	.3
<b>Total</b>	-	-	-	-	-	22	13	65	45	45	-	-	-	-	190	2.8
<b>Spotted:</b>																
G.M.	-	-	-	-	-	-	-	-	-	-	-	-	-	-	-	-
S.M.	-	-	-	-	-	-	-	-	-	-	-	-	-	-	-	-
M.	-	-	-	-	-	-	-	-	-	-	-	-	-	-	-	-
S.L.M.	-	-	-	-	-	-	-	-	-	-	-	-	-	-	-	-
L.M.	-	-	-	-	-	5	-	-	-	-	-	-	-	-	5	.1
<b>Total</b>	-	-	-	-	-	5	-	-	-	-	-	-	-	-	5	.1
<b>Below Grade. . . .</b>	-	-	-	-	-	64	-	24	-	-	-	-	-	-	88	1.3
<b>All grades . . . .</b>	-	-	-	-	-	147	259	1,193	3,827	1,190	54	-	-	-	6,670	100.0
<b>All grades . . . .</b>	-	-	-	-	-	2.2	3.9	17.9	57.4	17.8	.8	-	-	-	100.0	

As reported by the Bureau of the Census, running bales.

Percentage rough preparation..... 0.2  
 Grade index..... 97.1  
 Average staple..... 36.9



Table 22. --- Grade and staple of upland cotton ginned in New Mexico, 1962-63

Grade	13/16 inch and shorter	7/8 inch	29/32 inch	15/16 inch	31/32 inch	1 inch	1-1/32 inches	1-1/16 inches	1-3/32 inches	1-1/8 inches	1-5/32 inches	1-3/16 inches	1-7/32 inches	1-1/4 inches and longer	All staples	
															Bales	Percent
<b>White:</b>																
G.M.	-	-	-	-	-	-	11	-	39	396	466	0	-	-	920	0.4
S.M.	-	-	32	44	20	69	91	256	1,003	6,961	7,891	167	19	33	16,586	7.0
N.	-	-	-	-	12	-	-	-	-	59	84	-	-	-	155	.1
K.	-	11	562	1,928	829	666	627	1,583	4,492	36,784	29,235	560	23	607	77,907	33.1
S.L.N.+	-	-	131	618	157	45	12	63	263	2,823	1,957	59	-	109	6,237	2.6
S.L.N.	8	89	2,411	7,530	2,467	672	455	1,494	4,595	27,104	17,460	405	32	220	64,932	27.6
L.N.+	-	31	439	794	323	11	42	1,271	322	1,271	530	40	-	-	3,863	1.6
L.N.	-	11	318	1,145	435	138	106	415	706	1,932	791	10	-	10	6,017	2.6
S.G.O.+	-	-	8	44	12	8	-	8	10	9	-	-	-	-	99	.0
S.G.O.	-	-	8	57	16	32	26	151	224	199	20	-	-	-	733	.3
G.O.+	-	-	-	7	8	8	-	-	-	-	-	-	-	-	8	.0
G.O.	-	-	-	-	8	15	8	74	49	44	-	-	-	-	205	.1
Total	8	142	3,909	12,167	4,287	1,656	1,378	4,104	11,703	77,592	58,424	1,249	74	979	177,662	75.4
<b>Light Spotted:</b>																
G.N.	-	-	-	-	-	-	-	-	19	-	13	-	-	-	32	.0
S.N.	-	11	23	43	39	40	34	105	254	633	192	-	-	12	1,306	.6
K.	-	64	1,297	5,002	2,866	673	598	1,253	4,135	10,030	3,944	59	11	93	30,025	12.7
S.L.N.	-	46	1,414	5,370	1,987	379	169	1,143	2,733	2,241	527	51	-	35	16,095	6.8
L.N.	-	11	290	997	262	223	108	873	908	354	-	-	-	-	3,926	1.7
Total	-	132	3,024	11,412	5,154	1,315	909	3,374	7,949	13,258	4,676	110	11	140	51,464	21.8
<b>Spotted:</b>																
G.M.	-	-	-	-	-	-	-	-	-	-	-	-	-	-	-	-
S.M.	-	-	-	-	-	-	-	-	-	-	-	-	-	-	-	-
N.	-	8	119	165	27	7	9	250	828	302	20	-	-	-	138	.1
S.L.N.	-	11	71	317	25	63	7	408	411	121	-	-	-	17	1,715	.7
L.N.	-	8	41	129	-	54	39	387	53	25	-	-	-	-	1,461	.6
Total	-	27	231	611	52	142	55	1,045	1,329	511	20	-	-	17	4,040	1.7
<b>Tinged:</b>																
G.M.	-	-	-	-	-	-	-	-	-	-	-	-	-	-	-	-
S.M.	-	-	-	-	-	-	-	-	-	-	-	-	-	-	-	-
N.	-	7	56	23	-	-	8	68	50	-	-	-	-	-	212	.1
S.L.N.	-	-	31	47	8	-	-	39	20	-	-	-	-	-	145	.1
L.N.	-	8	-	7	-	-	-	30	-	-	-	-	-	-	45	.0
Total	-	15	87	77	8	-	8	137	70	-	-	-	-	-	402	.2
<b>Yellow Stained:</b>																
G.M.	-	-	-	-	-	-	-	-	-	-	-	-	-	-	-	-
S.M.	-	-	-	-	-	-	-	-	-	-	-	-	-	-	-	-
N.	-	7	-	-	-	-	-	-	-	-	-	-	-	-	7	.0
K.	-	-	-	-	-	-	-	-	-	-	-	-	-	-	-	-
Total	-	7	-	-	-	-	-	-	-	-	-	-	-	-	7	.0
<b>Light Gray:</b>																
G.M.	-	-	-	-	-	-	-	-	-	-	-	-	-	-	-	-
S.M.	-	-	-	-	-	-	-	-	-	-	-	-	-	-	-	-
N.	-	-	-	-	-	-	-	-	-	-	-	-	-	-	-	-
S.L.N.	-	-	-	-	-	-	-	-	-	-	-	-	-	-	-	-
Total	-	-	-	-	-	-	-	-	-	-	-	-	-	-	-	-
<b>Below Grade:</b>																
G.M.	-	-	-	-	-	-	-	-	-	-	-	-	-	-	-	-
S.M.	-	-	-	-	-	-	-	-	-	-	-	-	-	-	-	-
N.	-	-	-	-	-	-	-	-	-	-	-	-	-	-	-	-
S.L.N.	-	-	-	-	-	-	-	-	-	-	-	-	-	-	-	-
Total	-	-	-	-	-	-	-	-	-	-	-	-	-	-	-	-
All grades	8	338	7,280	24,442	9,633	3,302	2,406	9,349	21,456	91,729	63,243	1,359	85	1,136	235,756	100.0
Percent	.1	3.1	10.4	4.1	1.4	1.0	4.0	9.1	38.9	26.8	.6	.5	100.0			
As reported by the Bureau of the Census, running bales.																
Percentage rough preparation..... 95.9																
Grade index..... 95.0																
Average staple.....																



Table 24. -- Grade and staple of upland cotton ginned in Oklahoma, 1962-63

Grade	13/16 inch and shorter	7/8 inch	29/32 inch	15/16 inch	31/32 inch	1 inch	1-1/32 inches	1-1/16 inches	1-3/32 inches	1-1/8 inches	1-5/32 inches	1-3/16 inches	1-7/32 inches	1-1/4 inches and longer	All staples	
															Bales	Percent
White:																
G.M.	-	-	-	-	-	-	-	-	-	-	-	-	-	-	-	-
S.M.	-	-	11	49	59	75	73	67	58	19	-	-	-	-	411	0.1
M+	-	-	-	-	18	10	18	13	22	9	-	-	-	-	90	0
M.	-	-	246	1,145	865	793	765	808	770	347	118	12	12	-	5,881	1.9
S.L.M.+	-	-	-	47	46	52	99	97	51	40	-	-	-	-	434	0.1
S.L.M.	-	-	498	2,978	3,087	1,809	2,203	3,124	1,537	505	170	51	104	25	16,091	5.3
L.M.+	-	-	19	313	343	313	292	351	373	102	11	-	-	-	2,117	0.7
L.M.	-	31	301	3,628	3,860	1,741	1,146	1,677	927	105	30	69	-	-	13,895	4.6
S.O.+	-	-	24	240	415	52	52	97	88	-	-	-	-	-	968	0.3
S.O.O.	-	-	125	998	870	369	251	124	37	8	8	-	-	-	2,800	0.9
G.O.+	-	-	22	23	11	-	10	-	-	-	-	-	-	-	76	0
G.O.	-	-	39	193	182	95	-	19	-	-	-	-	-	-	508	0.2
Total	10	31	1,285	9,924	9,738	5,309	4,909	6,367	3,863	1,195	337	132	116	25	43,261	14.1
Light Spotted:																
G.M.	-	-	-	-	-	-	-	-	-	-	-	-	-	-	-	-
S.M.	-	-	8	164	-	-	-	-	-	-	-	-	-	-	-	-
M.	37	344	4,878	21,612	12,612	2,991	1,465	716	207	93	8	-	-	-	1,700	0.6
S.L.M.	19	470	11,168	61,133	31,569	5,198	2,347	1,477	425	65	8	16	-	-	44,433	14.6
L.M.	11	349	4,790	23,579	10,556	2,037	1,031	393	120	15	-	-	-	-	113,915	37.3
Total	67	1,171	21,000	106,423	55,216	10,466	4,953	2,637	762	202	16	16	-	-	202,929	66.6
Spotted:																
G.M.	-	-	-	-	-	-	-	-	-	-	-	-	-	-	-	-
S.M.	-	-	-	-	-	-	-	-	-	-	-	-	-	-	-	-
M.	8	178	1,732	7,381	1,919	100	95	-	35	-	-	-	-	-	65	0
S.L.M.	23	471	5,898	16,756	4,307	446	154	76	39	23	-	-	-	-	11,448	3.8
L.M.	42	457	2,770	5,867	1,597	318	103	64	-	-	-	-	-	-	28,193	9.3
Total	73	1,116	10,400	30,059	7,823	864	352	140	74	23	-	-	-	-	11,218	3.7
Finged:																
G.M.	-	-	-	-	-	-	-	-	-	-	-	-	-	-	-	-
S.M.	-	-	-	-	-	-	-	-	-	-	-	-	-	-	-	-
M.	8	178	1,732	7,381	1,919	100	95	-	35	-	-	-	-	-	65	0
S.L.M.	23	471	5,898	16,756	4,307	446	154	76	39	23	-	-	-	-	11,448	3.8
L.M.	42	457	2,770	5,867	1,597	318	103	64	-	-	-	-	-	-	28,193	9.3
Total	73	1,116	10,400	30,059	7,823	864	352	140	74	23	-	-	-	-	11,218	3.7
Total																
Light Gray:																
G.M.	-	-	-	-	-	-	-	-	-	-	-	-	-	-	-	-
S.M.	-	-	-	-	-	-	-	-	-	-	-	-	-	-	-	-
M.	-	-	30	174	43	9	-	11	-	-	-	-	-	-	267	0.1
S.L.M.	-	-	182	462	100	9	11	-	-	-	-	-	-	-	803	0.3
L.M.	19	16	153	611	191	-	-	-	-	-	-	-	-	-	990	0.3
Total	19	55	365	1,247	334	18	11	11	-	-	-	-	-	-	2,060	0.7
Gray:																
G.M.	-	-	-	-	-	-	-	-	-	-	-	-	-	-	-	-
S.M.	-	-	-	-	-	-	-	-	-	-	-	-	-	-	-	-
M.	-	-	-	-	-	-	-	-	-	-	-	-	-	-	-	-
S.L.M.	-	-	-	-	-	-	-	-	-	-	-	-	-	-	-	-
L.M.	-	-	-	-	-	-	-	-	-	-	-	-	-	-	-	-
Total	-	-	-	-	-	-	-	-	-	-	-	-	-	-	-	-
Below Grade . . . .																
	46	318	651	2,653	968	206	58	27	-	8	-	-	-	-	5,137	1.7
All grades . . . . .	217	2,691	33,901	150,425	74,195	16,902	10,303	9,267	4,731	1,428	353	148	116	25	304,702	100.0
All grades . . . . .	.1	.9	11.1	49.4	24.4	5.5	3.4	3.0	1.6	.5	.1	.1	.1	.1	100.0	

1/ As reported by the Bureau of the Census, running bales.  
 \* Less than 0.05 percent.  
 Percentage rough preparation . . . . . 0.7  
 Grade index . . . . . 87.6  
 Average staple . . . . . 30.6

Table 25. -- Grade and staple of upland cotton ginned in South Carolina, 1962-63

Grade	13/16 inch and shorter	7/8 inch	29/32 inch	15/16 inch	31/32 inch	1 inch	1-1/32 inches	1-1/16 inches	1-3/32 inches	1-1/8 inches	1-5/32 inches	1-3/16 inches	1-7/32 inches	1-1/4 inches and longer	All staples	
	Bales	Bales	Bales	Bales	Bales	Bales	Bales	Bales	Bales	Bales	Bales	Bales	Bales	Bales	Bales	Percent
<b>White:</b>																
G.M.	-	-	-	-	-	1,133	11	12	643	34	-	-	-	-	23	-
S.M.	-	-	-	-	-	1,133	15,067	12,722	1,185	211	-	-	-	-	29,619	6.5
M.	-	-	-	-	-	2,771	71,507	69,414	7,481	544	8	-	-	-	2,091	.5
S.L.M.+	-	-	-	-	11	151	3,624	3,584	312	22	-	-	-	-	151,725	33.1
S.L.M.	-	-	-	-	32	2,066	95,837	63,238	8,322	906	11	-	-	-	7,704	1.7
L.M.+	-	-	-	-	-	129	2,735	2,568	34	34	-	-	-	-	130,432	28.6
L.M.	-	-	-	-	-	905	23,554	20,612	1,503	87	-	-	-	-	5,822	1.3
S.G.O.+	-	-	-	-	-	23	217	82	-	35	-	-	-	-	46,661	10.2
S.G.O.	-	-	-	-	-	715	4,638	4,375	554	-	-	-	-	-	10,482	2.3
G.O.+	-	-	-	-	-	-	11	-	-	-	-	-	-	-	11	-
G.O.	-	-	-	-	-	241	729	463	35	-	-	-	-	-	1,489	-
Total	-	-	-	13	51	8,164	178,835	178,255	19,417	1,662	19	-	-	-	386,416	84.6
<b>Light Spotted:</b>																
G.M.	-	-	-	-	-	-	-	-	-	-	-	-	-	-	-	-
S.M.	-	-	-	-	-	155	3,212	3,611	496	75	-	-	-	-	7,549	1.7
M.	-	-	-	8	7	354	8,772	9,696	1,367	125	-	-	-	-	20,329	4.5
S.L.M.	-	-	-	-	23	826	7,413	6,723	977	87	-	-	-	-	16,049	3.5
L.M.	-	-	-	7	10	331	3,375	2,707	345	-	-	-	-	-	6,175	1.5
Total	-	-	-	15	40	1,666	22,772	22,737	3,185	287	-	-	-	-	50,702	11.2
<b>Spotted:</b>																
G.M.	-	-	-	-	-	-	-	-	-	-	-	-	-	-	-	-
S.M.	-	-	-	-	-	25	115	33	10	-	-	-	-	-	183	-
M.	-	-	-	-	-	11	121	171	-	-	-	-	-	-	303	.1
S.L.M.	-	-	-	-	10	43	301	16	136	60	-	-	-	-	566	.1
L.M.	-	-	-	12	-	132	323	101	-	-	-	-	-	-	568	.1
Total	-	-	-	12	10	211	860	321	146	60	-	-	-	-	1,620	.3
<b>Tinged:</b>																
G.M.	-	-	-	-	-	-	-	-	-	-	-	-	-	-	-	-
S.M.	-	-	-	-	-	-	-	-	-	-	-	-	-	-	-	-
M.	-	-	-	-	-	-	-	-	-	-	-	-	-	-	-	-
S.L.M.	-	-	-	-	21	245	40	-	-	-	-	-	-	-	306	.1
L.M.	-	-	-	-	-	8	15	-	-	-	-	-	-	-	23	-
Total	-	-	-	-	21	253	114	-	-	-	-	-	-	-	388	.1
<b>Yellow Stained:</b>																
G.M.	-	-	-	-	-	-	-	-	-	-	-	-	-	-	-	-
S.M.	-	-	-	-	-	-	-	-	-	-	-	-	-	-	-	-
M.	-	-	-	-	-	13	-	-	-	-	-	-	-	-	13	-
Total	-	-	-	-	-	13	-	-	-	-	-	-	-	-	13	-
<b>Light Gray:</b>																
G.M.	-	-	-	-	-	-	-	-	-	-	-	-	-	-	-	-
S.M.	-	-	-	-	-	122	3,689	3,655	34	-	-	-	-	-	7,700	1.7
M.	-	-	-	-	-	341	3,910	2,910	337	35	-	-	-	-	6,674	1.5
S.L.M.	-	-	-	-	23	316	358	125	9	-	-	-	-	-	831	.2
Total	-	-	-	-	23	779	7,098	6,890	380	35	-	-	-	-	15,205	3.4
<b>Gray:</b>																
G.M.	-	-	-	-	-	-	-	-	-	-	-	-	-	-	-	-
S.M.	-	-	-	-	-	-	197	44	-	-	-	-	-	-	241	.1
M.	-	-	-	-	-	78	230	119	-	-	-	-	-	-	427	.1
S.L.M.	-	-	-	-	-	119	324	35	-	-	-	-	-	-	278	.1
Total	-	-	-	-	-	197	551	198	-	-	-	-	-	-	946	.3
Below Grade	-	-	-	-	62	110	241	235	-	9	-	-	-	-	657	.1
All grades	-	-	-	40	207	11,393	210,471	208,636	23,128	2,053	19	-	-	-	485,947	100.0
All grades	-	-	-	-	-	2.5	46.1	46.8	5.1	.5	-	-	-	-	100.0	-

As reported by the Bureau of the Census, running bales.  
 \* Less than 0.05 percent.  
 1/4 Percentage rough preparation..... 0.1  
 Grade index..... 95.0  
 Average staple..... 33.5

Table 26. -- Grade and staple of upland cotton ginned in Tennessee, 1962-63

Grade	13/16 inch and shorter	7/8 inch	29/32 inch	15/16 inch	31/32 inch	1 inch	1-1/32 inches	1-1/16 inches	1-3/32 inches	1-1/8 inches	1-5/32 inches	1-3/16 inches	1-7/32 inches	1-1/4 inches and longer	All staples	
	Bales	Bales	Bales	Bales	Bales	Bales	Bales	Bales	Bales	Bales	Bales	Bales	Bales	Bales	Bales	Percent
<b>White:</b>																
G.M.	-	-	-	-	10	147	2,966	20,776	1,947	-	-	-	-	-	17	4.7
S.M.	-	-	-	-	23	3,145	33,604	738	99	-	-	-	-	-	25,866	4.7
M.	-	-	-	23	203	125	1,515	5,881	8,554	-	-	-	-	-	837	2.2
S.L.M.+	-	-	-	-	10	8,211	50,797	99,467	2,966	-	-	-	-	-	173,759	31.7
S.L.M.	-	16	8	248	644	8,211	50,797	99,467	2,966	8	-	-	-	-	7,791	1.4
L.M.+	-	-	-	10	16	124	1,531	4,732	1,900	-	-	-	-	-	162,385	29.6
L.M.	-	-	-	185	214	2,153	7,203	7,353	432	-	-	-	-	-	6,593	1.2
S.O.O.+	-	-	-	-	-	54	115	89	-	-	-	-	-	-	17,540	3.2
S.O.O.	-	-	10	26	50	429	763	497	8	-	-	-	-	-	258	0.5
G.O.+	-	-	-	-	6	6	16	-	-	-	-	-	-	-	1,803	0.3
G.O.	-	-	-	38	29	177	47	-	-	-	-	-	-	-	22	0.0
Total	16	18	18	530	1,176	14,571	96,606	267,779	14,466	8	-	-	-	-	397,170	72.4
<b>Light Spotted:</b>																
G.M.	-	-	-	-	18	432	2,902	4,266	120	-	-	-	-	-	-	-
S.M.	-	-	-	10	18	432	2,902	4,266	120	-	-	-	-	-	7,746	1.4
M.	-	-	-	105	399	4,426	29,419	42,284	905	-	-	-	-	-	77,678	14.2
S.L.M.	-	8	6	466	821	6,634	21,542	20,201	380	23	-	-	-	-	50,083	9.1
L.M.	-	-	-	157	315	1,701	2,387	1,469	-	-	-	-	-	-	6,055	1.1
Total	8	14	14	1,153	1,553	13,193	56,250	66,240	1,405	23	-	-	-	-	141,564	25.8
<b>Spotted:</b>																
G.M.	-	-	-	-	-	-	-	-	-	-	-	-	-	-	-	-
S.M.	-	-	-	-	-	-	-	-	-	-	-	-	-	-	-	-
M.	-	-	-	14	25	264	546	561	18	-	-	-	-	-	27	0.0
S.L.M.	-	-	-	157	193	335	509	527	18	-	-	-	-	-	1,410	0.3
L.M.	-	-	-	6	111	202	241	50	-	-	-	-	-	-	1,739	0.3
Total	-	-	-	6	282	480	733	1,166	18	-	-	-	-	-	754	0.1
<b>Tinted:</b>																
G.M.	-	-	-	-	-	-	-	-	-	-	-	-	-	-	-	-
S.M.	-	-	-	-	-	-	-	-	-	-	-	-	-	-	-	-
M.	-	-	-	-	-	-	-	-	-	-	-	-	-	-	-	-
S.L.M.	-	-	-	5	8	-	23	-	-	-	-	-	-	-	5	0.0
L.M.	-	-	-	-	-	-	-	-	-	-	-	-	-	-	36	0.0
Total	-	-	-	5	8	-	5	23	-	-	-	-	-	-	41	0.0
<b>Light Gray:</b>																
G.M.	-	-	-	-	-	-	-	-	-	-	-	-	-	-	-	-
S.M.	-	-	-	-	-	-	-	-	-	-	-	-	-	-	-	-
M.	-	-	-	18	86	86	842	1,845	45	-	-	-	-	-	2,838	0.5
S.L.M.	-	-	-	50	188	495	195	601	-	-	-	-	-	-	838	0.2
L.M.	-	-	-	6	51	290	290	601	-	-	-	-	-	-	948	0.2
Total	-	-	-	74	327	1,537	2,641	45	-	-	-	-	-	-	4,624	0.9
<b>Gray:</b>																
G.M.	-	-	-	-	-	-	-	-	-	-	-	-	-	-	-	-
S.M.	-	-	-	-	-	-	-	-	-	-	-	-	-	-	-	-
M.	-	-	-	10	15	15	8	8	-	-	-	-	-	-	31	0.0
S.L.M.	-	-	-	10	-	-	-	-	-	-	-	-	-	-	10	0.0
Total	-	-	-	10	15	15	26	8	-	-	-	-	-	-	59	0.0
<b>Below Grade:</b>																
	-	-	34	369	240	253	59	65	-	-	-	-	-	-	1,020	0.2
All grades	24	72	2,014	3,671	29,092	157,798	339,922	15,994	31	-	-	-	-	-	1/ 548,408	100.0
All grades	Percent	Percent	Percent	Percent	Percent	Percent	Percent	Percent	Percent	Percent	Percent	Percent	Percent	Percent	Percent	Percent
	.4	.6	.6	5.3	28.8	62.0	2.9	0.0	0.0	0.0	0.0	0.0	0.0	0.0	100.0	

1/ As reported by the Bureau of the Census, running bales.  
 \* Less than 0.05 percent.  
 Percentage rough preparation..... 95.8  
 Grade index..... 33.6  
 Average staple..... 33.6

Table 27. -- Grade and staple of upland cotton ginned in Texas, 1962-63

Grade	13/16 inch and shorter		7/8		29/32 inch		15/16 inch		31/32 inch		1		1-1/32 inches		1-1/16 inches		1-3/32 inches		1-1/8 inches		1-5/32 inches		1-3/16 inches		1-7/32 inches		1-1/4 inches and longer		All staples						
	Bales	Percent	Bales	Percent	Bales	Percent	Bales	Percent	Bales	Percent	Bales	Percent	Bales	Percent	Bales	Percent	Bales	Percent	Bales	Percent	Bales	Percent	Bales	Percent	Bales	Percent	Bales	Percent	Bales	Percent					
<b>White:</b>																																			
G.M.	-	-	-	-	-	-	84	179	309	690	1,178	470	628	1,398	41	21	20	5,018	0.1	-	-	-	-	-	-	-	-	-	-	-					
S.M.	-	-	213	11,069	17,959	34,020	63,213	3,715	3,715	5,049	6,162	307	51	395	172,166	3.7	-	-	-	-	-	-	-	-	-	-	-	-	-	-					
M.	-	-	10	27	320	424	1,034	2,891	545	269	65	10	269	65	10	600	6,244	-	-	-	-	-	-	-	-	-	-	-	-	-					
S.L.M.	66	771	13,226	66,955	56,983	74,624	152,923	83,716	16,048	28,089	18,914	837	131	800	513,983	10.9	-	-	-	-	-	-	-	-	-	-	-	-	-	-					
L.M.	90	3,685	95,293	346,381	97,925	47,515	99,849	73,733	20,375	2,131	2,131	2,842	1,305	18	20	35,708	0.8	-	-	-	-	-	-	-	-	-	-	-	-	-					
L.M.+	-	-	264	10,530	34,855	7,915	2,869	4,998	1,697	1,733	4,778	9	30	19	71,942	1.5	-	-	-	-	-	-	-	-	-	-	-	-	-	-	-				
L.M.+	-	-	1,090	38,348	119,389	27,513	14,528	20,191	14,997	3,932	3,220	810	117	70	244,279	5.2	-	-	-	-	-	-	-	-	-	-	-	-	-	-	-				
S.G.O.+	-	-	39	904	2,620	669	554	320	99	12	12	31	30	9	6,052	0.1	-	-	-	-	-	-	-	-	-	-	-	-	-	-	-				
S.G.O.	-	-	96	2,786	10,126	3,994	3,472	2,848	2,047	906	417	31	30	9	26,773	0.6	-	-	-	-	-	-	-	-	-	-	-	-	-	-	-	-			
G.O.+	-	-	30	320	881	742	884	271	11	11	67	11	11	11	248	0.0	-	-	-	-	-	-	-	-	-	-	-	-	-	-	-	-			
G.O.	-	-	156	6,195	164,394	597,716	216,466	182,284	353,819	225,377	50,041	79,507	46,341	2,492	733	2,481	1,930,002	41.1	-	-	-	-	-	-	-	-	-	-	-	-	-	-			
<b>Total</b>																																			
<b>Light Spotted:</b>																																			
G.M.	-	-	134	1,941	18,531	53,454	37,252	16,717	9,442	4,620	1,576	30	10	21	30	235	-	-	-	-	-	-	-	-	-	-	-	-	-	-	-	-	-		
S.M.	-	-	513	12,298	195,462	504,675	154,260	44,123	27,666	17,375	9,529	10,475	4,220	276	50	146,243	3.1	-	-	-	-	-	-	-	-	-	-	-	-	-	-	-	-		
M.	-	-	299	4,405	44,419	92,906	10,576	2,273	1,064	698	349	268	51	18	157,333	3.4	-	-	-	-	-	-	-	-	-	-	-	-	-	-	-	-	-		
S.L.M.	-	-	128	1,879	14,091	27,308	4,861	2,316	1,016	439	102	105	10	18	52,273	1.1	-	-	-	-	-	-	-	-	-	-	-	-	-	-	-	-	-		
L.M.	-	-	658	9,904	87,526	172,437	20,636	5,839	2,444	1,619	806	602	81	36	302,605	6.4	-	-	-	-	-	-	-	-	-	-	-	-	-	-	-	-	-		
<b>Total</b>																																			
<b>Tinged:</b>																																			
G.M.	-	-	-	-	-	-	-	-	-	-	-	-	-	-	-	-	-	-	-	-	-	-	-	-	-	-	-	-	-	-	-	-	-		
S.M.	-	-	123	663	755	276	66	66	298	433	318	229	20	20	90,886	1.9	-	-	-	-	-	-	-	-	-	-	-	-	-	-	-	-	-	-	
M.	-	-	271	3,467	28,353	51,468	4,923	1,106	298	433	318	229	20	20	90,886	1.9	-	-	-	-	-	-	-	-	-	-	-	-	-	-	-	-	-	-	
S.L.M.	-	-	19	365	2,797	1,570	69	28	8	18	38	10	10	10	4,936	0.1	-	-	-	-	-	-	-	-	-	-	-	-	-	-	-	-	-	-	
L.M.	-	-	34	489	1,416	890	39	11	11	9	95	19	19	19	9,792	0.2	-	-	-	-	-	-	-	-	-	-	-	-	-	-	-	-	-	-	
<b>Total</b>																																			
<b>Yellow Stained:</b>																																			
G.M.	-	-	-	-	-	-	-	-	-	-	-	-	-	-	-	-	-	-	-	-	-	-	-	-	-	-	-	-	-	-	-	-	-	-	
S.M.	-	-	28	244	593	228	9	9	9	9	22	22	22	22	1,102	0.0	-	-	-	-	-	-	-	-	-	-	-	-	-	-	-	-	-	-	-
M.	-	-	28	244	593	237	9	9	9	9	22	22	22	22	1,102	0.0	-	-	-	-	-	-	-	-	-	-	-	-	-	-	-	-	-	-	-
<b>Total</b>																																			
<b>Light Gray:</b>																																			
G.M.	-	-	-	-	-	-	-	-	-	-	-	-	-	-	-	-	-	-	-	-	-	-	-	-	-	-	-	-	-	-	-	-	-	-	-
S.M.	-	-	11	99	877	1,510	6,207	1,198	263	223	223	80	80	80	15,018	0.3	-	-	-	-	-	-	-	-	-	-	-	-	-	-	-	-	-	-	-
M.	-	-	64	630	2,517	2,735	4,720	5,126	1,117	390	213	99	99	99	17,571	0.4	-	-	-	-	-	-	-	-	-	-	-	-	-	-	-	-	-	-	-
S.L.M.	-	-	-	-	56	477	692	1,371	1,037	255	40	19	11	11	3,958	0.1	-	-	-	-	-	-	-	-	-	-	-	-	-	-	-	-	-	-	-
<b>Total</b>																																			
<b>Gray:</b>																																			
G.M.	-	-	-	-	-	-	-	-	-	-	-	-	-	-	-	-	-	-	-	-	-	-	-	-	-	-	-	-	-	-	-	-	-	-	-
S.M.	-	-	-	-	-	-	-	-	-	-	-	-	-	-	-	-	-	-	-	-	-	-	-	-	-	-	-	-	-	-	-	-	-	-	-
M.	-	-	-	-	-	-	-	-	-	-	-	-	-	-	-	-	-	-	-	-	-	-	-	-	-	-	-	-	-	-	-	-	-	-	-
S.L.M.	-	-	11	20	62	283	375	502	271	44	39	39	39	1,607	0.0	-	-	-	-	-	-	-	-	-	-	-	-	-	-	-	-	-	-	-	-
<b>Total</b>																																			
<b>Below Grade:</b>																																			
G.M.	-	-	137	756	4,339	9,612	3,870	3,925	2,078	1,792	470	173	173	29	27,161	0.6	-	-	-	-	-	-	-	-	-	-	-	-	-	-	-	-	-	-	-
S.M.	-	-	2,299	48,644	683,544	2,107,524	599,751	310,267	441,787	270,467	69,293	98,267	55,291	3,255	4,694,316	100.0	-	-	-	-	-	-	-	-	-	-	-	-	-	-	-	-	-	-	-
<b>All grades</b>	Percent		Percent		Percent		Percent		Percent		Percent		Percent		Percent		Percent		Percent		Percent		Percent		Percent		Percent		Percent		Percent		Percent		
	1.0		14.6		44.8		12.8		6.6		9.4		5.8		1.5		2.1		1.2		1.1		1.1		1.1		1.1		100.0		100.0				
As reported by the Bureau of the Census, running bales.																																			
* Less than 0.05 percent.																																			
Percentage rough preparation..... 0.2																																			
Grade index..... 92.5																																			
Average staple..... 30.9																																			

Table 28. -- Grade and staple of upland cotton ginned in Virginia, 1962-63

Grade	13/16 inch and shorter	7/8 inch	29/32 inch	15/16 inch	31/32 inch	1 inch	1-1/32 inches	1-1/16 inches	1-3/32 inches	1-1/8 inches	1-5/32 inches	1-3/16 inches	1-7/32 inches	1-1/4 inches and longer	All staples		
	Bales	Bales	Bales	Bales	Bales	Bales	Bales	Bales	Bales	Bales	Bales	Bales	Bales	Bales	Bales	Percent	
<b>White:</b>																	
G.M.	-	-	-	-	-	-	-	-	-	-	-	-	-	-	-	-	
S.M.	-	-	-	-	-	-	-	-	-	-	-	-	-	-	-	-	
M.	-	-	-	-	-	-	19	9	17	-	-	-	-	-	-	-	
S.L.M.+	-	-	-	-	-	-	44	67	31	-	-	-	-	-	45	0.8	
S.L.N.	-	-	-	-	-	-	227	532	31	-	-	-	-	-	111	1.9	
L.M.+	-	-	-	-	-	-	9	-	-	-	-	-	-	-	9	.2	
L.N.	-	-	-	-	-	8	60	12	-	-	-	-	-	-	80	1.3	
S.G.O.+	-	-	-	-	-	-	-	-	-	-	-	-	-	-	-	-	
S.G.O.	-	-	-	-	-	-	33	-	-	-	-	-	-	-	33	.6	
G.O.+	-	-	-	-	-	-	-	-	-	-	-	-	-	-	-	-	
G.O.	-	-	-	-	-	-	-	-	-	-	-	-	-	-	-	-	
<b>Total</b>	-	-	-	-	-	8	392	620	48	-	-	-	-	-	1,068	18.1	
<b>Light Spotted:</b>																	
G.M.	-	-	-	-	-	-	-	12	-	-	-	-	-	-	12	.2	
S.M.	-	-	-	-	-	-	608	3,247	-	-	-	-	-	-	3,855	64.5	
M.	-	-	-	-	-	25	496	344	9	-	-	-	-	-	874	14.7	
S.L.N.	-	-	-	-	-	-	74	-	-	-	-	-	-	-	74	1.2	
<b>Total</b>	-	-	-	-	-	25	1,178	3,603	9	-	-	-	-	-	4,815	80.6	
<b>Spotted:</b>																	
G.M.	-	-	-	-	-	-	-	-	-	-	-	-	-	-	-	-	
S.M.	-	-	-	-	-	-	-	-	-	-	-	-	-	-	-	-	
M.	-	-	-	-	-	8	14	-	-	-	-	-	-	-	22	.4	
S.L.N.	-	-	-	-	-	8	13	-	-	-	-	-	-	-	21	.4	
L.M.	-	-	-	-	-	22	8	-	-	-	-	-	-	-	30	.5	
<b>Total</b>	-	-	-	-	-	38	35	-	-	-	-	-	-	-	73	1.3	
<b>All grades . . . . .</b>																	
	Percent	Percent	Percent	Percent	Percent	Percent	Percent	Percent	Percent	Percent	Percent	Percent	Percent	Percent	Percent	Percent	Percent
	-	-	-	-	-	71	1,605	4,223	57	-	-	-	-	-	1/ 5,956	100.0	
<b>All grades . . . . .</b>																	
	Percent	Percent	Percent	Percent	Percent	Percent	Percent	Percent	Percent	Percent	Percent	Percent	Percent	Percent	Percent	Percent	Percent
	-	-	-	-	-	1.2	26.9	70.9	1.0	-	-	-	-	-	-	-	100.0

1/ As reported by the Bureau of the Census, running bales.

Percentage rough preparation..... 1.0  
 Grade Index..... 94.8  
 Average staple..... 33.7

Table 29. -- Grade and staple of upland cotton ginned, during specified periods, by States, 1962-63

ALABAMA							ARIZONA					
Grade and staple	Prior to Sept. 1	September	October	November	After Nov. 30	Total Crop	Prior to Sept. 1	September	October	November	After Nov. 30	Total Crop
Grade	Bales	Bales	Bales	Bales	Bales	Bales	Bales	Bales	Bales	Bales	Bales	Bales
<b>White:</b>												
G.M. . . . .	620	447	-	-	-	1,067	255	1,040	154	88	10	1,547
S.M. . . . .	33,438	44,710	3,818	19	-	81,985	2,053	10,105	11,489	6,194	1,569	31,410
M.+ . . . .	969	2,585	72	-	-	3,626	41	195	99	30	-	365
M. . . . .	48,878	121,126	45,045	1,531	69	216,649	804	11,099	84,563	98,141	30,787	225,394
S.L.M.+ . . . .	2,605	11,860	3,947	127	4	18,543	30	297	1,742	3,362	2,587	8,018
S.L.M. . . . .	13,122	61,925	74,949	6,397	180	156,573	42	2,775	71,621	106,525	68,154	249,117
L.M.+ . . . .	2,154	11,417	15,498	1,199	16	30,284	-	10	1,113	2,144	3,351	6,618
L.M. . . . .	3,890	17,807	29,344	6,780	816	58,637	-	224	4,488	9,724	29,004	43,440
S.O.O.+ . . . .	32	419	917	224	18	1,610	-	-	10	31	504	545
S.O.O. . . . .	215	2,435	2,359	967	416	6,392	-	11	144	1,467	21,432	23,054
G.O.+ . . . .	-	-	-	11	-	11	-	-	-	-	77	77
G.O. . . . .	21	296	369	161	43	890	-	-	31	233	6,905	7,169
<b>Total</b>	<b>105,944</b>	<b>275,027</b>	<b>176,318</b>	<b>17,416</b>	<b>1,562</b>	<b>576,267</b>	<b>3,225</b>	<b>25,756</b>	<b>175,454</b>	<b>227,939</b>	<b>164,380</b>	<b>596,754</b>
<b>Light Spotted:</b>												
G.M. . . . .	9	41	11	-	-	61	-	20	-	-	-	20
S.M. . . . .	3,951	6,371	2,224	274	32	12,852	219	3,441	5,230	2,482	464	11,836
M. . . . .	4,207	20,038	18,711	3,902	302	47,160	240	7,790	45,817	30,217	7,762	91,826
S.L.M. . . . .	1,411	11,765	17,186	4,446	786	35,594	34	2,301	18,568	20,249	14,553	55,725
L.M. . . . .	229	4,167	4,885	1,997	635	11,913	-	260	1,875	5,607	24,040	31,782
<b>Total</b>	<b>9,807</b>	<b>42,382</b>	<b>43,017</b>	<b>10,619</b>	<b>1,755</b>	<b>107,580</b>	<b>493</b>	<b>13,812</b>	<b>71,510</b>	<b>58,555</b>	<b>46,819</b>	<b>191,189</b>
<b>Spotted:</b>												
All grades . .	133	2,285	3,684	819	348	7,269	9	2,534	5,266	2,372	1,989	12,170
<b>Tinged:</b>												
All grades . .	-	20	63	31	121	235	-	-	11	30	203	244
<b>Yellow Stained:</b>												
All grades . .	-	-	-	-	-	-	-	-	-	-	9	9
<b>Light Gray:</b>												
G.M. . . . .	-	-	-	-	-	-	-	-	-	-	10	10
S.M. . . . .	9	454	931	20	10	1,424	-	-	8,974	7,379	2,915	19,268
M. . . . .	18	214	1,262	101	-	1,595	-	33	4,996	4,099	7,963	17,091
S.L.M. . . . .	-	30	105	-	25	160	-	22	425	154	2,986	3,587
<b>Total</b>	<b>27</b>	<b>698</b>	<b>2,298</b>	<b>121</b>	<b>35</b>	<b>3,179</b>	<b>-</b>	<b>55</b>	<b>14,395</b>	<b>11,632</b>	<b>13,874</b>	<b>39,956</b>
<b>Gray:</b>												
All grades . .	11	20	145	29	-	205	-	33	1,107	780	1,880	3,800
<b>Below Grade . .</b>	<b>-</b>	<b>448</b>	<b>599</b>	<b>193</b>	<b>122</b>	<b>1,362</b>	<b>-</b>	<b>85</b>	<b>233</b>	<b>1,757</b>	<b>32,237</b>	<b>34,312</b>
<b>All grades . . .</b>	<b>115,922</b>	<b>320,880</b>	<b>226,124</b>	<b>29,228</b>	<b>3,943</b>	<b>1/ 696,097</b>	<b>3,727</b>	<b>42,275</b>	<b>267,976</b>	<b>303,065</b>	<b>261,391</b>	<b>1/ 878,434</b>
<b>Grade index . .</b>	<b>99.5</b>	<b>96.9</b>	<b>93.1</b>	<b>89.4</b>	<b>84.0</b>	<b>95.7</b>	<b>102.3</b>	<b>98.7</b>	<b>96.3</b>	<b>95.3</b>	<b>85.6</b>	<b>92.9</b>
<b>Staple (inches)</b>												
13/16 & shorter.	-	-	-	-	-	-	-	-	-	-	9	9
7/8 . . . . .	-	20	55	13	-	88	-	-	-	22	194	216
29/32 . . . . .	-	30	77	10	15	132	-	-	-	101	224	325
15/16 . . . . .	54	949	1,049	245	132	2,429	-	11	20	193	3,931	4,155
31/32 . . . . .	655	5,091	4,354	1,024	352	11,476	-	-	50	414	18,113	18,577
1 . . . . .	10,657	38,824	29,356	9,996	1,732	90,565	40	256	246	5,142	67,683	73,367
1-1/32 . . . . .	65,180	173,190	97,386	15,989	1,549	353,294	994	8,270	50,355	90,221	101,358	251,198
1-1/16 . . . . .	38,243	99,949	90,369	1,939	143	230,643	2,457	30,423	188,177	179,471	56,801	457,329
1-3/32 . . . . .	1,122	2,722	3,403	12	-	7,259	226	2,221	7,982	7,320	5,836	23,585
1-1/8 . . . . .	11	105	64	-	20	200	-	290	11,859	12,495	4,713	29,357
1-5/32 . . . . .	-	-	11	-	-	11	-	708	8,315	5,991	989	16,003
1-3/16 . . . . .	-	-	-	-	-	-	10	86	615	494	648	1,853
1-7/32 . . . . .	-	-	-	-	-	-	-	-	11	94	171	276
1-1/4 & longer	-	-	-	-	-	-	-	10	346	1,107	721	2,184
<b>All staples . .</b>	<b>115,922</b>	<b>320,880</b>	<b>226,124</b>	<b>29,228</b>	<b>3,943</b>	<b>1/ 696,097</b>	<b>3,727</b>	<b>42,275</b>	<b>267,976</b>	<b>303,065</b>	<b>261,391</b>	<b>1/ 878,434</b>
<b>Average staple (32nd inches)</b>	<b>33.2</b>	<b>33.2</b>	<b>33.2</b>	<b>32.6</b>	<b>32.3</b>	<b>33.2</b>	<b>33.8</b>	<b>33.9</b>	<b>34.0</b>	<b>33.9</b>	<b>32.9</b>	<b>33.6</b>

1/ As reported by the Bureau of the Census, running bales.



Table 30. -- Grade and staple of upland cotton ginned, during specified periods, by States, 1962-63

ARKANSAS							CALIFORNIA					
Grade and staple	Prior to Sept. 1	September	October	November	After Nov. 30	Total Crop	Prior to Sept. 1	September	October	November	After Nov. 30	Total Crop
Grade	Bales	Bales	Bales	Bales	Bales	Bales	Bales	Bales	Bales	Bales	Bales	Bales
<b>White:</b>												
G.M. . . . .	-	210	-	-	-	210	-	248	1,057	242	79	1,626
S.M. . . . .	-	12,308	2,991	108	17	15,424	11	4,382	45,095	33,179	5,487	86,154
M+. . . . .	-	2,714	278	21	-	3,013	-	139	360	436	159	1,094
M. . . . .	-	122,648	78,001	6,837	266	207,752	41	3,611	471,249	360,731	43,369	879,001
S.L.M+. . . . .	-	12,547	7,317	365	13	20,242	-	575	15,252	25,310	4,696	45,833
S.L.M. . . . .	-	182,662	271,383	49,932	3,794	507,771	26	1,439	182,600	339,547	88,455	612,067
L.M+. . . . .	-	18,339	31,274	4,413	460	54,486	-	-	2,430	13,420	7,573	23,423
L.M. . . . .	-	30,773	93,307	63,909	11,333	199,322	-	412	10,916	49,416	35,205	95,949
S.G.O+. . . . .	-	909	3,454	3,674	693	8,730	-	-	140	2,251	2,724	5,115
S.G.O. . . . .	-	1,288	8,110	15,814	5,482	30,694	-	10	931	10,361	24,000	35,302
G.O+. . . . .	-	43	87	446	140	716	-	-	-	302	189	491
G.O. . . . .	-	69	1,208	3,463	1,671	6,411	-	-	79	2,068	7,516	9,663
<b>Total</b>	<b>-</b>	<b>384,510</b>	<b>497,410</b>	<b>148,982</b>	<b>23,869</b>	<b>1,054,771</b>	<b>78</b>	<b>10,816</b>	<b>730,109</b>	<b>837,263</b>	<b>219,452</b>	<b>1,797,718</b>
<b>Light Spotted:</b>												
G.M. . . . .	-	8	-	-	-	8	-	-	-	-	-	-
S.M. . . . .	-	1,032	1,130	228	51	2,441	11	280	2,484	3,446	1,298	7,519
M. . . . .	-	34,831	54,765	8,508	993	99,097	14	616	5,827	10,647	5,638	23,742
S.L.M. . . . .	-	44,762	127,184	36,795	6,041	214,782	-	310	2,176	5,787	3,357	11,630
L.M. . . . .	-	5,817	31,363	21,629	7,869	66,678	-	70	124	1,093	4,203	5,490
<b>Total</b>	<b>-</b>	<b>86,450</b>	<b>214,442</b>	<b>67,160</b>	<b>14,954</b>	<b>383,006</b>	<b>25</b>	<b>1,276</b>	<b>11,611</b>	<b>20,973</b>	<b>14,496</b>	<b>48,381</b>
<b>Spotted:</b>												
All grades . .	-	600	3,163	1,637	1,430	6,830	-	82	621	530	1,278	2,511
<b>Tinged:</b>												
All grades . .	-	11	28	45	161	245	-	-	-	-	88	88
<b>Light Gray:</b>												
G.M. . . . .	-	93	18	11	-	122	-	-	9	12	-	21
S.M. . . . .	-	1,016	1,311	1,174	341	3,842	3	-	1,385	27,013	4,452	32,853
M. . . . .	-	443	520	1,172	372	2,507	-	-	733	23,871	12,691	37,295
S.L.M. . . . .	-	21	109	129	39	298	-	-	46	2,728	4,533	7,307
<b>Total</b>	<b>-</b>	<b>1,573</b>	<b>1,958</b>	<b>2,486</b>	<b>752</b>	<b>6,769</b>	<b>3</b>	<b>-</b>	<b>2,173</b>	<b>53,624</b>	<b>21,676</b>	<b>77,476</b>
<b>Gray:</b>												
All grades . .	-	86	174	60	26	346	-	-	54	1,329	2,004	3,387
<b>Below Grade . .</b>												
All grades . .	-	198	1,507	2,309	2,142	6,156	-	-	166	1,386	3,735	5,287
All grades . .	-	473,428	718,682	222,679	43,334	1/1,458,123	106	12,174	744,734	915,105	262,729	1/1,934,848
Grade index . .	-	94.7	91.7	87.1	82.8	91.7	98.7	99.6	98.3	96.0	90.4	96.2
<b>Staple (Inches)</b>												
13/16 & shorter.	-	-	-	-	-	-	-	-	-	-	-	-
7/8. . . . .	-	11	28	20	9	68	-	-	-	-	32	32
29/32. . . . .	-	43	20	17	33	113	-	-	-	-	-	-
15/16. . . . .	-	157	663	441	383	1,644	-	-	9	126	2,717	2,852
31/32. . . . .	-	537	1,781	2,670	2,059	7,047	-	-	-	137	7,119	7,256
1 . . . . .	-	9,367	16,730	29,010	13,859	68,966	-	20	105	3,502	29,440	33,067
1-1/32 . . . . .	-	106,847	123,591	112,419	21,321	364,178	14	652	4,282	35,717	73,610	114,275
1-1/16 . . . . .	-	300,502	458,050	73,278	5,447	837,277	86	6,857	166,609	317,788	129,504	620,844
1-3/32 . . . . .	-	52,943	114,941	4,611	177	172,672	6	4,164	558,293	546,745	19,415	1,128,623
1-1/8. . . . .	-	2,847	2,822	165	46	5,900	-	463	15,426	11,054	892	27,835
1-5/32 . . . . .	-	174	56	-	-	230	-	9	10	36	-	55
1-3/16 . . . . .	-	-	-	18	-	18	-	9	-	-	-	9
1-7/32 . . . . .	-	-	-	10	-	10	-	-	-	-	-	-
1-1/4 & longer .	-	-	-	-	-	-	-	-	-	-	-	-
<b>All staples</b>	<b>-</b>	<b>473,428</b>	<b>718,682</b>	<b>222,679</b>	<b>43,334</b>	<b>1/1,458,123</b>	<b>106</b>	<b>12,174</b>	<b>744,734</b>	<b>915,105</b>	<b>262,729</b>	<b>1/1,934,848</b>
Average staple (32nd inches)	-	33.9	33.9	33.2	32.7	33.8	33.9	34.4	34.8	34.6	33.5	34.5

1/ As reported by the Bureau of the Census, running bales.

Table 31. -- Grade and staple of upland cotton ginned, during specified periods, by States, 1962-63

FLORIDA							GEORGIA					
Grade and staple	Prior to Sept. 1	September	October	November	After Nov. 30	Total Crop	Prior to Sept. 1	September	October	November	After Nov. 30	Total Crop
Grade	Bales	Bales	Bales	Bales	Bales	Bales	Bales	Bales	Bales	Bales	Bales	Bales
<b>White:</b>												
G.M. . . . .	-	-	-	-	-	-	375	33	17	-	9	434
S.M. . . . .	607	132	-	-	-	739	22,170	18,600	1,417	173	21	42,381
M.+ . . . .	-	10	-	-	-	10	952	2,161	313	22	-	3,448
M. . . . .	1,965	731	49	-	-	2,745	55,427	79,583	24,331	3,127	252	162,720
S.L.M.+ . . . .	79	51	-	-	-	130	3,626	7,391	2,570	1,086	28	14,701
S.L.M. . . . .	760	715	108	6	-	1,589	24,980	57,455	32,846	5,349	609	121,239
L.M.+ . . . .	371	362	28	-	-	761	3,115	7,644	4,620	1,222	68	16,669
L.M. . . . .	461	1,548	720	13	-	2,742	6,565	28,242	13,806	2,662	557	51,832
S.G.O.+ . . . .	34	197	41	6	-	278	117	1,131	859	242	86	2,435
S.G.O. . . . .	107	195	227	25	-	554	345	2,799	2,033	364	262	5,803
G.O.+ . . . .	-	-	-	-	-	-	-	29	38	19	-	86
G.O. . . . .	-	18	18	19	-	55	22	234	174	67	38	535
<b>Total</b>	<b>4,384</b>	<b>3,959</b>	<b>1,191</b>	<b>69</b>	<b>-</b>	<b>9,603</b>	<b>117,694</b>	<b>205,302</b>	<b>83,024</b>	<b>14,333</b>	<b>1,930</b>	<b>422,263</b>
<b>Light Spotted:</b>												
G.M. . . . .	-	-	-	-	-	-	-	-	-	-	-	-
S.M. . . . .	108	60	-	-	-	168	942	2,421	1,669	368	61	5,461
M. . . . .	175	382	52	6	-	615	3,674	17,172	15,088	2,480	502	38,916
S.L.M. . . . .	168	422	90	6	-	686	2,840	19,737	13,646	2,962	493	39,678
L.M. . . . .	34	671	164	18	19	906	355	7,483	4,888	1,335	885	14,946
<b>Total</b>	<b>485</b>	<b>1,535</b>	<b>306</b>	<b>30</b>	<b>19</b>	<b>2,375</b>	<b>7,811</b>	<b>46,813</b>	<b>35,291</b>	<b>7,145</b>	<b>1,941</b>	<b>99,001</b>
<b>Spotted:</b>												
All grades . .	22	74	20	-	-	116	174	2,996	2,049	692	579	6,490
<b>Tinged:</b>												
All grades . .	-	-	10	-	-	10	-	123	206	31	118	478
<b>Light Gray:</b>												
All grades . .	-	18	10	-	-	28	305	803	2,819	483	144	4,554
<b>Gray:</b>												
All grades . .	-	-	18	-	-	18	21	84	176	9	65	355
<b>Below Grade . .</b>												
	-	64	52	6	-	122	35	78	710	271	403	1,497
<b>All grades . . .</b>	<b>4,891</b>	<b>5,650</b>	<b>1,607</b>	<b>105</b>	<b>19</b>	<b>12,272</b>	<b>126,040</b>	<b>256,199</b>	<b>124,275</b>	<b>22,964</b>	<b>5,180</b>	<b>534,658</b>
<b>Grade index . .</b>	<b>96.0</b>	<b>88.9</b>	<b>83.8</b>	<b>79.1</b>	<b>80.0</b>	<b>91.0</b>	<b>97.9</b>	<b>94.7</b>	<b>92.8</b>	<b>91.5</b>	<b>84.5</b>	<b>94.8</b>
<b>Staple (inches)</b>												
13/16 & shorter.	-	-	-	-	-	-	-	-	-	-	-	-
7/8. . . . .	-	-	-	-	-	-	14	60	40	9	2	125
29/32. . . . .	-	-	-	-	-	-	39	270	213	74	61	657
15/16. . . . .	-	18	48	6	-	72	320	2,908	1,613	328	447	5,616
31/32. . . . .	23	156	136	24	19	358	1,521	13,601	8,195	920	808	25,045
1 . . . . .	783	1,670	895	56	-	3,404	14,356	56,153	25,497	4,055	1,887	101,948
1-1/32 . . . . .	2,648	2,813	518	19	-	5,998	69,431	130,383	56,787	12,934	1,643	271,178
1-1/16 . . . . .	1,324	983	10	-	-	2,317	37,940	47,873	29,260	4,464	310	119,847
1-3/32 . . . . .	113	10	-	-	-	123	2,290	4,681	2,511	170	15	9,667
1-1/8. . . . .	-	-	-	-	-	-	120	258	139	10	-	527
1-5/32 . . . . .	-	-	-	-	-	-	9	12	20	-	7	48
1-3/16 . . . . .	-	-	-	-	-	-	-	-	-	-	-	-
1-7/32 . . . . .	-	-	-	-	-	-	-	-	-	-	-	-
1-1/4 & longer .	-	-	-	-	-	-	-	-	-	-	-	-
<b>All staples . . .</b>	<b>4,891</b>	<b>5,650</b>	<b>1,607</b>	<b>105</b>	<b>19</b>	<b>12,272</b>	<b>126,040</b>	<b>256,199</b>	<b>124,275</b>	<b>22,964</b>	<b>5,180</b>	<b>534,658</b>
<b>Average staple (32nd inches)</b>												
	33.1	32.8	32.2	31.8	31.0	32.9	33.2	32.9	32.9	32.9	32.1	32.9

1/ As reported by the Bureau of the Census, running bales.

Table 32. -- Grade and staple of upland cotton ginned, during specified periods, by States, 1962-63

ILLINOIS							KENTUCKY					
Grade and staple	Prior to Sept. 1	September	October	November	After Nov. 30	Total Crop	Prior to Sept. 1	September	October	November	After Nov. 30	Total Crop
Grade	Bales	Bales	Bales	Bales	Bales	Bales	Bales	Bales	Bales	Bales	Bales	Bales
White:												
G.M. . . . .	-	-	-	-	-	-	-	-	-	-	-	-
S.M. . . . .	-	-	-	-	-	-	-	-	-	-	-	-
M+. . . . .	-	-	-	-	-	-	-	-	-	-	-	-
M. . . . .	-	145	280	23	-	448	-	226	273	14	-	513
S.L.M+. . . . .	-	-	75	-	-	75	-	-	25	-	-	25
S.L.M. . . . .	-	114	279	58	-	451	-	433	927	381	43	1,784
L.M+. . . . .	-	45	37	52	-	134	-	20	50	19	-	89
L.M. . . . .	-	29	74	58	-	161	-	20	343	182	30	575
S.O.O+. . . . .	-	11	-	-	-	11	-	-	-	14	-	14
S.G.O. . . . .	-	-	-	-	-	-	-	-	-	27	-	27
G.O+. . . . .	-	-	-	-	-	-	-	-	-	-	-	-
G.O. . . . .	-	-	-	6	-	6	-	-	-	-	-	-
Total	-	344	745	197	-	1,286	-	699	1,618	637	73	3,027
Light Spotted:												
G.M. . . . .	-	-	-	-	-	-	-	-	-	-	-	-
S.M. . . . .	-	-	-	-	-	-	-	10	-	-	-	10
M. . . . .	-	45	74	75	7	201	-	280	406	133	-	819
S.L.M. . . . .	-	-	55	47	-	102	-	50	400	180	55	685
L.M. . . . .	-	-	28	64	69	161	-	-	59	104	101	264
Total	-	45	157	186	76	464	-	340	865	417	156	1,778
Spotted:												
All grades . .	-	-	-	6	7	13	-	-	-	14	-	14
Light Gray:												
All grades . .	-	-	-	-	-	-	-	30	-	-	-	30
All grades . . .	-	389	902	389	83	1/ 1,763	-	1,069	2,483	1,068	229	1/ 4,849
Grade index. . .	-	95.1	94.7	89.5	81.7	93.0	-	95.7	92.7	89.9	85.4	92.4
Staple (inches)												
13/16 & shorter.	-	-	-	-	-	-	-	-	-	-	-	-
7/8. . . . .	-	-	-	-	-	-	-	-	-	-	-	-
29/32. . . . .	-	-	-	-	-	-	-	-	-	-	-	-
15/16. . . . .	-	-	-	-	-	-	-	-	-	-	-	-
31/32. . . . .	-	-	-	-	-	-	-	-	-	14	-	14
1 . . . . .	-	-	-	-	7	7	-	-	-	245	98	343
1-1/32 . . . . .	-	11	109	142	76	338	-	111	629	647	122	1,509
1-1/16 . . . . .	-	278	644	235	-	1,157	-	898	1,779	162	9	2,848
1-3/32 . . . . .	-	100	149	12	-	261	-	60	75	-	-	135
1-1/8. . . . .	-	-	-	-	-	-	-	-	-	-	-	-
1-5/32 . . . . .	-	-	-	-	-	-	-	-	-	-	-	-
1-3/16 . . . . .	-	-	-	-	-	-	-	-	-	-	-	-
1-7/32 . . . . .	-	-	-	-	-	-	-	-	-	-	-	-
1-1/4 & longer .	-	-	-	-	-	-	-	-	-	-	-	-
All staples . . .	-	389	902	389	83	1/ 1,763	-	1,069	2,483	1,068	229	1/ 4,849
Average staple (32nd inches)	-	34.2	34.0	33.7	32.9	33.9	-	34.0	33.8	32.9	32.6	33.6

1/ As reported by the Bureau of the Census, running bales.

Table 33. -- Grade and staple of upland cotton ginned, during specified periods, by States, 1962-63

LOUISIANA							MISSISSIPPI					
Grade and staple	Prior to Sept. 1	September	October	November	After Nov. 30	Total Crop	Prior to Sept. 1	September	October	November	After Nov. 30	Total Crop
Grade	Bales	Bales	Bales	Bales	Bales	Bales	Bales	Bales	Bales	Bales	Bales	Bales
<b>White:</b>												
G.M. . . . .	3,490	47	36	-	-	3,573	2,573	822	137	6	-	3,538
S.M. . . . .	41,726	9,927	6,086	360	17	58,116	49,330	89,412	31,401	1,226	72	171,441
M+. . . . .	1,362	743	101	27	-	2,233	6,622	16,343	3,628	165	31	26,789
M. . . . .	15,930	67,796	35,977	5,597	559	125,859	34,115	314,072	206,365	25,159	1,388	581,099
S.L.M+. . . . .	749	2,576	685	74	9	4,093	1,021	26,533	14,717	2,790	292	45,353
S.L.M. . . . .	3,379	100,127	57,912	9,549	2,091	173,058	2,244	196,615	215,213	40,043	4,857	458,972
L.M+. . . . .	77	5,430	2,350	298	125	8,280	12	12,810	15,023	3,205	594	31,644
L.M. . . . .	113	13,682	14,637	3,605	1,057	33,094	40	21,842	44,261	13,212	2,704	82,059
S.O.O+. . . . .	-	149	41	9	11	210	-	118	712	215	30	1,075
S.O.O. . . . .	-	1,109	2,253	1,102	363	4,827	-	776	4,922	3,246	1,011	9,955
G.O.+ . . . . .	-	10	-	-	9	19	-	-	7	58	9	74
G.O. . . . .	-	10	245	158	81	494	-	76	363	683	325	1,467
<b>Total</b>	<b>66,826</b>	<b>201,606</b>	<b>120,323</b>	<b>20,779</b>	<b>4,322</b>	<b>413,856</b>	<b>95,957</b>	<b>679,419</b>	<b>536,769</b>	<b>90,008</b>	<b>11,313</b>	<b>1,413,466</b>
<b>Light Spotted:</b>												
G.M. . . . .	11	-	-	-	-	11	-	-	-	-	-	-
S.M. . . . .	1,157	1,666	435	18	20	3,296	500	4,671	3,606	557	105	9,439
M. . . . .	1,754	37,958	13,648	853	431	54,641	591	41,787	48,018	9,814	1,141	101,351
S.L.M. . . . .	181	26,935	16,632	2,483	791	47,022	110	29,475	66,562	15,236	2,572	113,955
L.M. . . . .	-	3,540	5,396	1,206	264	10,406	-	2,578	15,246	7,683	1,670	27,177
<b>Total</b>	<b>3,103</b>	<b>70,099</b>	<b>36,108</b>	<b>4,560</b>	<b>1,506</b>	<b>115,376</b>	<b>1,201</b>	<b>78,511</b>	<b>133,432</b>	<b>33,290</b>	<b>5,488</b>	<b>251,922</b>
<b>Spotted:</b>												
All grades . .	23	795	1,917	185	140	3,060	-	868	6,050	3,902	707	11,527
<b>Tinged:</b>												
All grades . .	-	-	24	-	11	35	-	20	80	98	2	200
<b>Yellow Stained:</b>												
All grades . .	-	-	-	-	-	-	-	-	7	-	-	7
<b>Light Gray:</b>												
All grades . .	67	4,089	1,144	635	60	5,995	23	1,562	3,054	727	83	5,449
<b>Gray:</b>												
All grades . .	-	127	48	40	-	215	-	13	172	89	16	290
<b>Below Grade . .</b>	<b>-</b>	<b>62</b>	<b>1,029</b>	<b>447</b>	<b>119</b>	<b>1,657</b>	<b>-</b>	<b>177</b>	<b>761</b>	<b>1,456</b>	<b>499</b>	<b>2,893</b>
<b>All grades . . .</b>	<b>70,019</b>	<b>276,778</b>	<b>160,593</b>	<b>26,646</b>	<b>6,158</b>	<b>1/ 540,194</b>	<b>97,181</b>	<b>760,570</b>	<b>680,325</b>	<b>129,570</b>	<b>18,108</b>	<b>1/1,685,754</b>
<b>Grade index . . .</b>	<b>102.2</b>	<b>95.0</b>	<b>93.5</b>	<b>91.5</b>	<b>89.6</b>	<b>95.3</b>	<b>102.1</b>	<b>97.5</b>	<b>94.9</b>	<b>91.7</b>	<b>88.3</b>	<b>96.2</b>
<b>Staple (inches)</b>												
13/16 & shorter.	-	-	-	-	-	-	-	-	-	-	-	-
7/8. . . . .	-	-	-	-	-	-	-	-	-	-	-	-
29/32. . . . .	-	10	-	-	-	10	-	-	-	-	-	-
15/16. . . . .	-	107	148	-	-	255	-	25	25	67	28	145
31/32. . . . .	11	144	213	29	6	403	29	339	121	103	98	690
1 . . . . .	514	6,047	3,109	904	286	10,860	992	5,512	4,341	3,039	1,631	15,515
1-1/32 . . . . .	10,978	80,253	47,261	10,619	3,011	152,122	23,849	123,799	98,575	45,891	9,888	302,002
1-1/16 . . . . .	48,690	177,591	97,220	14,541	2,809	340,851	62,302	535,256	477,521	75,056	6,056	1,156,191
1-3/32 . . . . .	9,740	12,505	12,350	535	46	35,176	9,542	91,339	95,368	5,309	399	201,957
1-1/8. . . . .	86	110	274	9	-	479	450	4,189	4,165	105	8	8,917
1-5/32 . . . . .	-	-	9	9	-	18	17	111	200	-	-	328
1-3/16 . . . . .	-	11	9	-	-	20	-	-	9	-	-	9
1-7/32 . . . . .	-	-	-	-	-	-	-	-	-	-	-	-
1-1/4 & longer .	-	-	-	-	-	-	-	-	-	-	-	-
<b>All staples . . .</b>	<b>70,019</b>	<b>276,778</b>	<b>160,593</b>	<b>26,646</b>	<b>6,158</b>	<b>1/ 540,194</b>	<b>97,181</b>	<b>760,570</b>	<b>680,325</b>	<b>129,570</b>	<b>18,108</b>	<b>1/1,685,754</b>
<b>Average staple (32nd inches)</b>	<b>34.0</b>	<b>33.7</b>	<b>33.7</b>	<b>33.6</b>	<b>33.4</b>	<b>33.7</b>	<b>33.8</b>	<b>34.0</b>	<b>34.0</b>	<b>33.6</b>	<b>33.3</b>	<b>33.9</b>

1/ As reported by the Bureau of the Census, running bales.

Table 34. -- Grade and staple of upland cotton ginned, during specified periods, by States, 1962-63

MISSOURI							NEVADA					
Grade and staple	Prior to Sept. 1	September	October	November	After Nov. 30	Total Crop	Prior to Sept. 1	September	October	November	After Nov. 30	Total Crop
Grade	Bales	Bales	Bales	Bales	Bales	Bales	Bales	Bales	Bales	Bales	Bales	Bales
<b>White:</b>												
G.M. . . . .	-	-	-	11	-	11	-	-	-	-	-	-
S.M. . . . .	-	2,795	1,142	84	-	4,021	-	-	66	132	49	247
M.+ . . . .	-	32	81	-	-	113	-	-	-	-	-	-
M. . . . .	-	25,455	31,193	1,745	53	58,446	-	-	2,121	1,856	245	4,222
S.L.M.+ . . . .	-	1,075	1,885	63	-	3,023	-	-	16	33	110	159
S.L.M. . . . .	-	77,520	129,042	24,561	841	231,964	-	-	424	795	272	1,491
L.M.+ . . . .	-	4,510	11,828	1,414	67	17,819	-	-	-	-	24	24
L.M. . . . .	-	2,853	18,893	16,833	3,845	42,424	-	-	-	19	32	51
S.O.O.+ . . . .	-	36	364	404	53	857	-	-	-	-	-	-
S.O.O. . . . .	-	-	579	1,682	1,483	3,714	-	-	-	35	78	113
G.O.+ . . . .	-	-	19	11	11	41	-	-	-	-	-	-
G.O. . . . .	-	-	64	114	199	377	-	-	-	7	73	80
<b>Total</b>	<b>-</b>	<b>114,276</b>	<b>195,090</b>	<b>46,922</b>	<b>6,522</b>	<b>362,810</b>	<b>-</b>	<b>-</b>	<b>2,627</b>	<b>2,877</b>	<b>883</b>	<b>6,387</b>
<b>Light Spotted:</b>												
G.M. . . . .	-	-	-	-	-	-	-	-	-	-	-	-
S.M. . . . .	-	610	574	32	-	1,216	-	-	-	12	15	27
M. . . . .	-	27,647	18,179	1,806	55	47,687	-	-	71	12	22	105
S.L.M. . . . .	-	16,776	22,775	6,370	687	46,608	-	-	9	7	20	36
L.M. . . . .	-	590	2,095	1,756	1,886	6,327	-	-	-	-	22	22
<b>Total</b>	<b>-</b>	<b>45,623</b>	<b>43,623</b>	<b>9,964</b>	<b>2,628</b>	<b>101,838</b>	<b>-</b>	<b>-</b>	<b>80</b>	<b>31</b>	<b>79</b>	<b>190</b>
<b>Spotted:</b>												
All grades . .	-	915	1,262	204	442	2,823	-	-	-	-	5	5
<b>Tinged:</b>												
All grades . .	-	-	-	-	34	34	-	-	-	-	-	-
<b>Light Gray:</b>												
All grades . .	-	656	1,543	959	224	3,382	-	-	-	-	-	-
<b>Gray:</b>												
All grades . .	-	65	71	18	35	209	-	-	-	-	-	-
Below Grade . .	-	12	66	61	442	581	-	-	-	-	88	88
All grades . . .	-	161,567	241,655	58,128	10,327	1/ 471,677	-	-	2,707	2,908	1,055	1/ 6,670
Grade index . . .	-	94.8	93.5	89.9	82.4	93.2	-	-	99.0	98.0	89.7	97.1
<b>Staple (inches)</b>												
13/16 & shorter .	-	-	-	-	-	-	-	-	-	-	-	-
7/8 . . . . .	-	-	-	-	-	-	-	-	-	-	-	-
29/32 . . . . .	-	-	-	9	11	20	-	-	-	-	-	-
15/16 . . . . .	-	-	49	29	10	88	-	-	-	-	-	-
31/32 . . . . .	-	24	37	281	451	793	-	-	-	-	-	-
1 . . . . .	-	490	919	4,931	4,806	11,146	-	-	-	-	-	-
1-1/32 . . . . .	-	22,136	23,873	32,768	4,510	83,287	-	-	-	-	-	-
1-1/16 . . . . .	-	127,779	191,293	19,907	539	339,518	-	-	-	-	147	147
1-3/32 . . . . .	-	11,076	25,339	194	-	36,609	-	-	-	102	157	259
1-1/8 . . . . .	-	62	136	9	-	207	-	-	87	642	464	1,193
1-5/32 . . . . .	-	-	9	-	-	9	-	-	1,460	2,090	277	3,827
1-3/16 . . . . .	-	-	-	-	-	-	-	-	1,118	62	10	1,190
1-7/32 . . . . .	-	-	-	-	-	-	-	-	42	12	-	54
1-1/4 & longer .	-	-	-	-	-	-	-	-	-	-	-	-
All staples . . .	-	161,567	241,655	58,128	10,327	1/ 471,677	-	-	2,707	2,908	1,055	1/ 6,670
Average staple (32nd inches) .	-	33.9	34.0	33.3	32.5	33.8	-	-	37.4	36.7	35.9	36.9

1/ As reported by the Bureau of the Census, running bales.

Table 35. -- Grade and staple of upland cotton ginned, during specified periods, by States, 1962-63

## NEW MEXICO

## NORTH CAROLINA

Grade and staple	Prior to Sept. 1	September	October	November	After Nov. 30	Total Crop	Prior to Sept. 1	September	October	November	After Nov. 30	Total Crop
	Bales	Bales	Bales	Bales	Bales	Bales	Bales	Bales	Bales	Bales	Bales	Bales
<b>White:</b>												
G.M. . . . .	-	91	458	371	-	920	-	-	-	-	-	-
S.M. . . . .	-	1,038	9,544	5,863	121	16,566	-	4,317	7,684	836	-	12,837
M+. . . . .	-	13	69	64	9	155	-	80	37	-	-	117
M. . . . .	-	778	37,025	37,332	2,772	77,907	-	27,922	29,990	4,564	91	62,567
S.L.M+. . . . .	-	31	1,556	3,911	739	6,237	-	6,419	9,056	1,629	90	17,194
S.L.M. . . . .	-	113	22,041	32,241	10,537	64,932	-	15,224	49,017	18,905	2,551	85,697
L.M+. . . . .	-	-	731	2,010	1,122	3,863	-	3,548	5,267	1,012	207	10,034
L.M. . . . .	-	10	1,254	2,405	2,348	6,017	-	9,508	19,811	3,815	2,219	35,353
S.G.O+. . . . .	-	-	25	-	74	99	-	269	394	170	96	929
S.G.O. . . . .	-	-	66	190	477	733	-	1,680	5,015	1,112	756	8,563
G.O+. . . . .	-	-	8	-	-	8	-	-	10	10	17	37
G.O. . . . .	-	-	-	10	195	205	-	10	730	127	78	945
<b>Total</b>	-	2,074	72,777	84,417	18,394	177,662	-	68,977	127,011	32,180	6,105	234,273
<b>Light Spotted:</b>												
G.M. . . . .	-	13	10	-	9	32	-	-	-	-	-	-
S.M. . . . .	-	38	523	523	302	1,386	-	550	503	491	53	1,597
M. . . . .	-	101	7,263	13,738	8,923	30,025	-	5,294	15,015	4,591	350	25,290
S.L.M. . . . .	-	-	1,035	3,581	11,479	16,095	-	2,147	8,004	2,394	740	13,285
L.M. . . . .	-	13	61	324	3,528	3,926	-	545	2,569	148	195	3,457
<b>Total</b>	-	165	8,892	18,166	24,241	51,464	-	8,536	26,091	7,624	1,338	43,589
<b>Spotted:</b>												
All grades . .	-	-	107	253	3,680	4,040	-	125	313	331	861	1,630
<b>Tinged:</b>												
All grades . .	-	-	8	-	394	402	-	-	-	236	848	1,084
<b>Yellow Stained:</b>												
All grades . .	-	-	-	-	7	7	-	-	-	-	-	-
<b>Light Gray:</b>												
All grades . .	-	-	120	360	34	514	-	657	1,427	216	553	2,853
<b>Gray:</b>												
All grades . .	-	-	-	-	-	-	-	28	90	9	145	272
<b>Below Grade . .</b>	-	-	-	31	1,636	1,667	-	26	190	18	37	271
<b>All grades . . .</b>	-	2,239	81,904	103,227	48,386	1/ 235,756	-	78,349	155,122	40,614	9,887	1/ 283,972
<b>Grade index . .</b>	-	101.5	98.1	96.8	90.1	95.9	-	95.3	93.6	93.4	86.4	93.8
<b>Staple (inches)</b>												
13/16 & shorter.	-	-	-	-	8	8	-	-	-	-	-	-
7/8. . . . .	-	-	63	91	184	338	-	-	-	-	-	-
29/32. . . . .	-	-	240	2,274	4,766	7,280	-	-	-	-	18	18
15/16. . . . .	-	38	564	8,455	15,385	24,442	-	-	20	-	248	268
31/32. . . . .	-	25	433	5,811	3,354	9,623	-	48	59	72	146	325
1 . . . . .	-	26	679	1,225	1,372	3,302	-	3,613	2,114	2,140	1,182	9,049
1-1/32 . . . . .	-	-	861	887	658	2,406	-	42,179	64,739	18,501	6,372	131,791
1-1/16 . . . . .	-	63	1,748	2,497	5,041	9,349	-	30,806	84,572	18,854	1,836	136,068
1-3/32 . . . . .	-	80	4,804	7,219	9,353	21,456	-	1,632	3,582	1,047	85	6,346
1-1/8. . . . .	-	999	36,903	46,490	7,337	91,729	-	71	36	-	-	107
1-5/32 . . . . .	-	995	34,464	27,314	470	63,243	-	-	-	-	-	-
1-3/16 . . . . .	-	-	920	402	37	1,359	-	-	-	-	-	-
1-7/32 . . . . .	-	-	-	65	20	85	-	-	-	-	-	-
1-1/4 & longer .	-	13	225	497	401	1,136	-	-	-	-	-	-
<b>All staples . . .</b>	-	2,239	81,904	103,227	48,386	1/ 235,756	-	78,349	155,122	40,614	9,887	1/ 283,972
<b>Average staple (32nd inches)</b>	-	36.2	36.2	35.2	32.5	35.0	-	33.4	33.6	33.5	33.0	33.5

1/ As reported by the Bureau of the Census, running bales.

Table 36. -- Grade and staple of upland cotton ginned, during specified periods, by States, 1962-63

OKLAHOMA							SOUTH CAROLINA					
Grade and staple	Prior to Sept. 1	September	October	November	After Nov. 30	Total Crop	Prior to Sept. 1	September	October	November	After Nov. 30	Total Crop
Grade	Bales	Bales	Bales	Bales	Bales	Bales	Bales	Bales	Bales	Bales	Bales	Bales
<b>White:</b>												
G.M. . . . .	-	-	-	-	-	-	-	23	-	-	-	23
S.M. . . . .	-	207	115	89	-	411	11,162	16,580	1,738	90	49	29,619
M.+ . . . .	-	27	38	25	-	90	1,106	889	96	-	-	2,091
M. . . . .	-	848	1,744	2,798	491	5,881	25,055	100,851	22,467	3,003	349	151,725
S.L.M.+ . . . .	-	58	160	193	23	434	885	5,661	1,086	62	10	7,704
S.L.M. . . . .	-	1,105	5,008	6,146	3,832	16,091	4,018	47,630	65,980	11,580	1,224	130,432
L.M.+ . . . .	-	245	749	684	439	2,117	245	3,208	2,035	314	20	5,822
L.M. . . . .	-	1,600	3,894	3,194	5,197	13,885	724	18,467	18,730	6,316	2,424	46,661
S.G.O.+ . . . .	-	77	406	194	291	968	42	129	105	48	33	357
S.G.O. . . . .	-	117	790	402	1,491	2,800	42	1,365	6,365	1,408	1,302	10,482
G.O.+ . . . .	-	10	21	45	-	76	-	11	-	-	-	11
G.O. . . . .	-	9	166	132	201	508	-	142	794	258	295	1,489
<b>Total</b>	<b>-</b>	<b>4,303</b>	<b>13,091</b>	<b>13,902</b>	<b>11,965</b>	<b>43,261</b>	<b>43,279</b>	<b>194,956</b>	<b>119,396</b>	<b>23,079</b>	<b>5,706</b>	<b>386,416</b>
<b>Light Spotted:</b>												
G.M. . . . .	-	-	-	-	-	-	-	-	-	-	-	-
S.M. . . . .	-	459	745	496	-	1,700	245	3,205	3,245	790	64	7,549
M. . . . .	-	3,524	16,178	17,652	7,079	44,433	237	5,459	10,755	3,313	565	20,329
S.L.M. . . . .	-	5,564	26,086	25,467	56,798	113,915	234	4,183	7,873	2,840	919	16,049
L.M. . . . .	-	1,984	8,115	5,983	26,799	42,881	11	1,675	3,866	672	351	6,775
<b>Total</b>	<b>-</b>	<b>11,531</b>	<b>51,124</b>	<b>49,598</b>	<b>90,676</b>	<b>202,929</b>	<b>727</b>	<b>14,722</b>	<b>25,739</b>	<b>7,615</b>	<b>1,899</b>	<b>50,702</b>
<b>Spotted:</b>												
G.M. . . . .	-	-	-	-	-	-	-	-	-	-	-	-
S.M. . . . .	-	10	10	22	23	65	-	37	38	99	9	183
M. . . . .	-	214	2,178	2,530	6,526	11,448	11	39	76	68	109	303
S.L.M. . . . .	-	404	3,498	3,722	20,569	28,193	-	86	279	54	147	566
L.M. . . . .	-	290	1,407	1,321	8,200	11,218	-	133	282	42	111	568
<b>Total</b>	<b>-</b>	<b>918</b>	<b>7,093</b>	<b>7,595</b>	<b>35,318</b>	<b>50,924</b>	<b>11</b>	<b>295</b>	<b>675</b>	<b>263</b>	<b>376</b>	<b>1,620</b>
<b>Tinged:</b>												
All grades . .	-	17	187	515	1,341	2,060	-	-	54	26	308	388
<b>Yellow Stained:</b>												
All grades . .	-	-	-	-	-	-	-	-	-	-	13	13
<b>Light Gray:</b>												
G.M. . . . .	-	-	-	-	-	-	-	-	-	-	-	-
S.M. . . . .	-	-	42	11	-	53	172	516	6,119	847	46	7,700
M. . . . .	-	-	52	89	35	176	-	266	4,333	1,058	1,017	6,674
S.L.M. . . . .	-	10	18	11	82	121	-	12	310	31	478	831
<b>Total</b>	<b>-</b>	<b>10</b>	<b>112</b>	<b>111</b>	<b>117</b>	<b>350</b>	<b>172</b>	<b>794</b>	<b>10,762</b>	<b>1,936</b>	<b>1,541</b>	<b>15,205</b>
<b>Gray:</b>												
All grades . .	-	-	8	-	33	41	10	141	455	11	329	946
<b>Below Grade . .</b>												
	-	27	726	608	3,776	5,137	10	57	445	8	137	657
All grades . .	-	16,806	72,341	72,329	143,226	1/ 304,702	44,209	210,965	157,526	32,938	10,309	1/ 455,947
Grade index . .	-	90.2	89.4	90.1	85.2	87.6	100.0	96.7	92.7	91.6	86.0	95.0
<b>Staple (inches)</b>												
13/16 & shorter.	-	-	102	22	93	217	-	-	-	-	-	-
7/8 . . . . .	-	53	394	724	1,520	2,691	-	-	-	-	-	-
29/32 . . . . .	-	303	4,941	5,321	23,336	33,901	-	-	-	-	-	-
15/16 . . . . .	-	2,650	27,368	33,085	87,322	150,425	-	-	7	20	13	40
31/32 . . . . .	-	4,936	26,394	20,186	22,679	74,195	-	54	38	20	95	207
1 . . . . .	-	4,439	5,079	3,603	3,781	16,902	783	6,516	557	817	2,720	11,393
1-1/32 . . . . .	-	2,011	2,352	3,356	2,584	10,303	19,487	122,178	46,141	17,097	5,568	210,471
1-1/16 . . . . .	-	832	3,092	3,984	1,359	9,267	22,939	75,941	93,768	14,187	1,801	208,636
1-3/32 . . . . .	-	1,125	2,235	1,103	268	4,731	987	5,558	15,684	797	102	23,128
1-1/8 . . . . .	-	448	262	553	165	1,428	13	707	1,323	-	10	2,053
1-5/32 . . . . .	-	9	42	247	55	353	-	11	8	-	-	19
1-3/16 . . . . .	-	-	40	60	48	148	-	-	-	-	-	-
1-7/32 . . . . .	-	-	40	60	16	116	-	-	-	-	-	-
1-1/4 & longer	-	-	-	25	-	25	-	-	-	-	-	-
<b>All staples . .</b>	<b>-</b>	<b>16,806</b>	<b>72,341</b>	<b>72,329</b>	<b>143,226</b>	<b>1/ 304,702</b>	<b>44,209</b>	<b>210,965</b>	<b>157,526</b>	<b>32,938</b>	<b>10,309</b>	<b>1/ 455,947</b>
Average staple (32nd inches)	-	31.9	30.9	30.8	30.1	30.6	33.5	33.4	33.8	33.5	32.9	33.5

1/ As reported by the Bureau of the Census, running bales.

Table 37. -- Grade and staple of upland cotton ginned, during specified periods, by States, 1962-63

TENNESSEE

TEXAS

Grade and staple	Prior to	September	October	November	After	Total	Prior to	September	October	November	After	Total
	Sept. 1	Bales	Bales	Bales	Nov. 30	Crop	Sept. 1	Bales	Bales	Bales	Nov. 30	Crop
<b>White:</b>												
G.M. . . . .	-	9	8	-	-	17	2,698	727	1,206	378	9	5,018
S.M. . . . .	-	13,132	12,281	417	36	25,866	148,349	6,740	12,321	4,430	326	172,166
M+. . . . .	-	712	125	-	-	837	5,382	553	239	48	22	6,244
M. . . . .	-	75,355	87,773	9,424	1,207	173,759	325,153	18,128	80,058	66,504	24,140	513,963
S.L.M.+ . . . .	-	3,303	4,024	411	53	7,791	20,186	1,947	4,330	7,215	2,030	35,708
S.L.M. . . . .	-	41,314	87,605	30,387	3,079	162,385	183,030	26,690	71,865	198,948	363,311	843,844
L.M.+ . . . .	-	1,175	4,528	824	66	6,593	12,184	2,264	3,826	22,161	31,507	71,942
L.M. . . . .	-	1,827	8,336	5,370	2,007	17,540	31,286	16,425	11,222	44,435	140,911	244,279
S.O.O.+ . . . .	-	-	81	171	6	258	1,388	458	429	1,325	2,452	6,052
S.O.O. . . . .	-	56	637	662	448	1,803	4,441	4,452	2,685	2,693	12,502	26,773
O.O.+ . . . .	-	-	-	16	6	22	71	30	20	20	107	248
O.O. . . . .	-	-	8	188	103	299	801	856	356	150	1,582	3,745
<b>Total</b>	-	136,863	205,406	47,870	7,011	397,170	734,969	79,270	188,557	348,307	578,899	1,930,002
<b>Light Spotted:</b>												
G.M. . . . .	-	-	-	-	-	-	134	9	72	20	-	235
S.M. . . . .	-	3,232	4,105	387	24	7,748	96,190	13,999	21,103	11,745	3,206	146,243
M. . . . .	-	21,917	44,675	10,443	643	77,678	134,079	74,307	120,653	258,038	354,033	941,110
S.L.M. . . . .	-	7,480	23,620	15,019	3,964	50,083	33,851	113,193	92,564	144,309	654,606	1,038,523
L.M. . . . .	-	169	1,842	1,901	2,143	6,055	5,771	57,630	37,747	16,414	130,971	248,533
<b>Total</b>	-	32,798	74,242	27,750	6,774	141,564	270,025	259,138	272,139	430,526	1,142,816	2,374,644
<b>Spotted:</b>												
G.M. . . . .	-	-	-	-	-	-	11	-	-	-	-	11
S.M. . . . .	-	9	18	-	-	27	389	307	681	192	533	2,102
M. . . . .	-	425	630	250	105	1,410	904	9,360	19,451	14,193	46,978	90,686
S.L.M. . . . .	-	141	748	250	600	1,739	909	17,319	22,009	12,053	105,043	157,333
L.M. . . . .	-	-	157	61	536	754	649	8,711	7,645	2,788	32,480	52,273
<b>Total</b>	-	575	1,553	561	1,241	3,930	2,862	35,697	49,786	29,226	185,034	302,605
<b>Tinged:</b>												
All grades . .	-	-	22	5	14	41	20	203	121	249	17,186	17,779
<b>Yellow Stained:</b>												
All grades . .	-	-	-	-	-	-	-	-	-	22	1,111	1,133
<b>Light Gray:</b>												
All grades . .	-	2,119	1,886	538	81	4,624	25,191	4,862	1,401	1,853	3,352	36,659
<b>Gray:</b>												
All grades . .	-	-	28	31	-	59	2,026	1,315	250	91	631	4,313
<b>Below Grade. .</b>	-	-	101	68	851	1,020	385	6,236	6,456	1,444	12,660	27,181
<b>All grades . . .</b>	-	172,375	283,238	76,823	15,972	1/ 548,408	1,035,478	366,721	518,710	811,718	1,941,669	1/ 4,694,316
<b>Grade index. . .</b>	-	97.7	96.0	92.9	86.8	95.8	97.9	89.5	92.8	93.5	89.8	92.5
<b>Staple (inches)</b>												
13/16 & shorter.	-	-	-	-	-	-	200	731	739	122	507	2,299
7/8. . . . .	-	-	-	24	-	24	3,495	13,396	6,940	4,225	20,588	48,644
29/32. . . . .	-	-	10	16	46	72	34,993	78,469	49,972	89,767	430,343	683,544
15/16. . . . .	-	-	304	748	962	2,014	102,025	125,539	203,382	424,476	1,252,102	2,107,524
31/32. . . . .	-	47	729	1,398	1,297	3,471	114,546	61,399	81,534	166,656	175,616	599,751
1 . . . . .	-	1,744	7,437	14,680	5,231	29,092	186,475	32,023	29,761	35,410	26,598	310,267
1-1/32 . . . . .	-	28,520	74,611	47,968	6,689	157,788	367,350	31,054	19,614	14,713	9,056	441,787
1-1/16 . . . . .	-	135,590	190,859	11,782	1,691	339,922	204,909	27,952	14,944	11,816	10,836	270,457
1-3/32 . . . . .	-	6,474	9,288	176	56	15,994	18,720	5,847	22,516	13,522	8,688	69,293
1-1/8. . . . .	-	-	-	31	-	31	2,078	5,425	52,079	32,401	6,284	98,267
1-5/32 . . . . .	-	-	-	-	-	-	212	4,567	33,844	16,056	612	55,291
1-3/16 . . . . .	-	-	-	-	-	-	229	93	1,535	1,211	187	3,255
1-7/32 . . . . .	-	-	-	-	-	-	184	63	437	261	167	1,112
1-1/4 & longer	-	-	-	-	-	-	62	163	1,413	1,062	105	2,825
<b>All staples. . .</b>	-	172,375	283,238	76,823	15,972	1/ 548,408	1,035,478	366,721	518,710	811,718	1,941,669	1/ 4,694,316
<b>Average staple (32nd inches)</b>	-	33.9	33.7	32.9	32.4	33.6	32.4	30.8	31.7	30.8	30.0	30.9

1/ As reported by the Bureau of the Census, running bales.



Table 38. -- Grade and staple of upland cotton ginned, during specified periods, by States, 1962-63

## VIRGINIA

Grade and staple	Prior to Sept. 1	September	October	November	After Nov. 30	Total Crop
Grade	Bales	Bales	Bales	Bales	Bales	Bales
<b>White:</b>						
G.M. . . . .	-	-	-	-	-	-
S.M. . . . .	-	-	-	-	-	-
M+. . . . .	-	-	-	-	-	-
M. . . . .	-	10	35	-	-	45
S.L.M+. . . .	-	53	58	-	-	111
S.L.M. . . . .	-	221	334	214	21	790
L.M+. . . . .	-	-	9	-	-	9
L.M. . . . .	-	22	-	-	58	80
S.G.O+. . . .	-	-	-	-	-	-
S.G.O. . . . .	-	-	-	-	33	33
G.O+. . . . .	-	-	-	-	-	-
G.O. . . . .	-	-	-	-	-	-
<b>Total</b>	<b>-</b>	<b>306</b>	<b>436</b>	<b>214</b>	<b>112</b>	<b>1,068</b>
<b>Light Spotted:</b>						
G.M. . . . .	-	-	-	-	-	-
S.M. . . . .	-	-	12	-	-	12
M. . . . .	-	414	2,337	1,074	30	3,855
S.L.M. . . . .	-	87	415	133	239	874
L.M. . . . .	-	-	-	-	74	74
<b>Total</b>	<b>-</b>	<b>501</b>	<b>2,764</b>	<b>1,207</b>	<b>343</b>	<b>4,815</b>
<b>Spotted:</b>						
All grades . .	-	-	9	14	50	73
All grades . . .	-	807	3,209	1,435	505	<u>1/</u> 5,956
Grade index. . .	-	95.0	95.6	95.8	86.3	94.8
<b>Staple (inches)</b>						
13/16 & shorter.	-	-	-	-	-	-
7/8. . . . .	-	-	-	-	-	-
29/32. . . . .	-	-	-	-	-	-
15/16. . . . .	-	-	-	-	-	-
31/32. . . . .	-	-	-	-	-	-
1 . . . . .	-	-	9	-	62	71
1-1/32 . . . .	-	354	713	111	427	1,605
1-1/16 . . . .	-	453	2,444	1,310	16	4,223
1-3/32 . . . .	-	-	43	14	-	57
1-1/8. . . . .	-	-	-	-	-	-
1-5/32 . . . .	-	-	-	-	-	-
1-3/16 . . . .	-	-	-	-	-	-
1-7/32 . . . .	-	-	-	-	-	-
1-1/4 & longer .	-	-	-	-	-	-
<b>All staples. . .</b>	<b>-</b>	<b>807</b>	<b>3,209</b>	<b>1,435</b>	<b>505</b>	<b><u>1/</u> 5,956</b>
<b>Average staple (32nd inches) .</b>	<b>-</b>	<b>33.6</b>	<b>33.8</b>	<b>33.9</b>	<b>32.9</b>	<b>33.7</b>

1/ As reported by the Bureau of the Census, running bales.

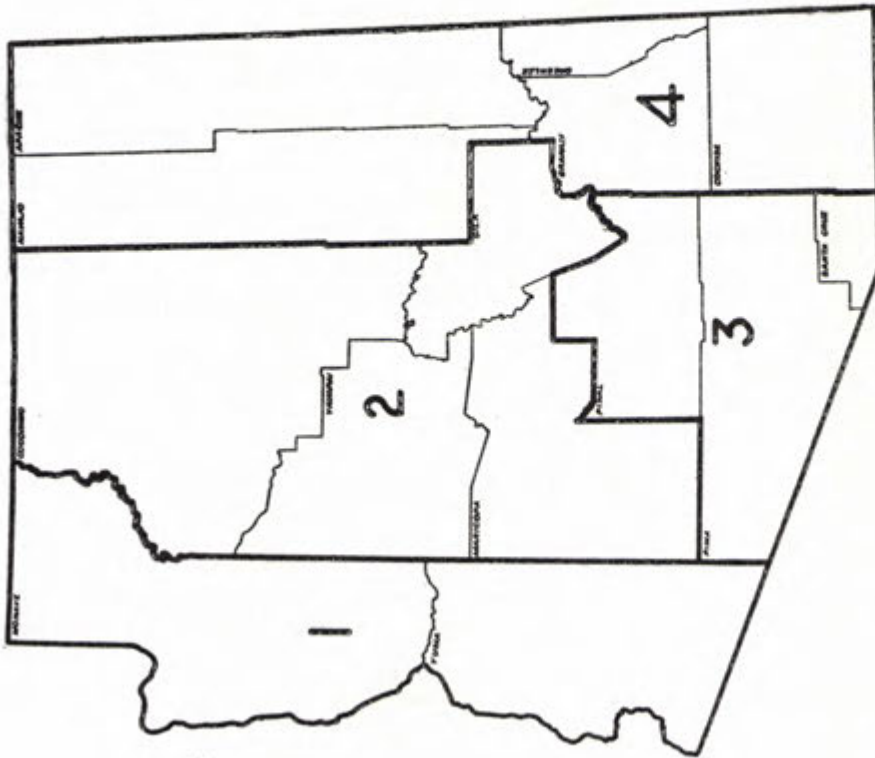
Table 39. -- Grade and staple of upland cotton ginned, by States and districts, 1962-63

Grade and staple	ALABAMA				ARIZONA				Ginned in the State
	Ginned in District			Ginned in the State	Ginned in District				
	1	2	3		1	2	3	4	
<b>Grade</b>	<b>Bales</b>	<b>Bales</b>	<b>Bales</b>	<b>Bales</b>	<b>Bales</b>	<b>Bales</b>	<b>Bales</b>	<b>Bales</b>	<b>Bales</b>
<b>White:</b>									
G.M. . . . .	906	151	10	1,067	287	482	600	178	1,547
S.M. . . . .	37,048	32,155	12,782	81,985	3,859	11,826	13,202	2,523	31,410
M.+ . . . .	1,684	1,564	378	3,626	114	162	69	20	365
M. . . . .	91,464	77,157	48,028	216,649	16,571	87,775	104,858	16,190	225,394
S.L.M.+ . . . .	8,571	5,726	4,246	18,543	1,028	1,332	2,667	2,991	8,018
S.L.M. . . . .	84,568	43,296	28,709	156,573	20,563	99,986	110,471	18,097	249,117
L.M.+ . . . .	20,480	4,038	5,766	30,284	484	1,870	2,836	1,428	6,618
L.M. . . . .	33,239	9,930	15,468	58,637	4,509	18,698	17,899	2,334	43,440
S.G.O.+ . . . .	1,128	106	376	1,610	21	234	214	76	545
S.G.O. . . . .	2,537	1,153	2,702	6,392	2,997	10,705	8,827	525	23,054
G.O.+ . . . .	11	-	-	11	-	20	57	-	77
G.O. . . . .	288	156	446	890	1,089	3,381	2,643	56	7,169
<b>Total</b>	<b>281,924</b>	<b>175,432</b>	<b>118,911</b>	<b>576,267</b>	<b>51,522</b>	<b>236,471</b>	<b>264,343</b>	<b>44,418</b>	<b>596,754</b>
<b>Light Spotted:</b>									
G.M. . . . .	52	9	-	61	-	-	20	-	20
S.M. . . . .	5,123	3,785	3,944	12,852	3,881	2,829	5,019	107	11,836
M. . . . .	22,472	16,046	8,642	47,160	9,236	39,114	42,368	1,108	91,826
S.L.M. . . . .	20,022	7,796	7,776	35,594	5,030	22,622	27,226	847	55,725
L.M. . . . .	5,073	2,201	4,639	11,913	1,837	14,186	15,469	290	31,782
<b>Total</b>	<b>52,742</b>	<b>29,837</b>	<b>25,001</b>	<b>107,580</b>	<b>19,984</b>	<b>78,751</b>	<b>90,102</b>	<b>2,352</b>	<b>191,189</b>
<b>Spotted:</b>									
All grades . . . .	4,446	1,261	1,562	7,269	1,315	4,198	6,533	124	12,170
<b>Tinged:</b>									
All grades . . . .	164	47	24	235	-	-	244	-	244
<b>Yellow Stained:</b>									
All grades . . . .	-	-	-	-	-	-	9	-	9
<b>Light Gray:</b>									
G.M. . . . .	-	-	-	-	-	10	-	-	10
S.M. . . . .	152	1,192	80	1,424	2,182	7,069	9,790	207	19,268
M. . . . .	521	791	283	1,595	2,822	8,455	5,739	75	17,091
S.L.M. . . . .	30	67	63	160	1,527	1,478	582	-	3,587
<b>Total</b>	<b>703</b>	<b>2,050</b>	<b>426</b>	<b>3,179</b>	<b>6,531</b>	<b>17,032</b>	<b>16,111</b>	<b>282</b>	<b>39,956</b>
<b>Gray:</b>									
All grades . . . .	76	108	21	205	748	2,119	921	12	3,800
<b>Below Grade. . . .</b>	<b>287</b>	<b>280</b>	<b>795</b>	<b>1,362</b>	<b>1,484</b>	<b>12,798</b>	<b>19,762</b>	<b>268</b>	<b>34,312</b>
<b>All grades . . . .</b>	<b>340,342</b>	<b>209,015</b>	<b>146,740</b>	<b>1/ 696,097</b>	<b>81,584</b>	<b>351,369</b>	<b>398,025</b>	<b>47,456</b>	<b>1/ 878,434</b>
<b>Grade index. . . .</b>	<b>95.2</b>	<b>97.2</b>	<b>94.8</b>	<b>95.7</b>	<b>93.4</b>	<b>92.7</b>	<b>92.7</b>	<b>95.7</b>	<b>92.9</b>
<b>Staple (inches)</b>									
13/16 & shorter. . .	-	-	-	-	-	-	9	-	9
7/8. . . . .	20	68	-	88	21	59	124	12	216
29/32. . . . .	42	86	4	132	20	148	157	-	325
15/16. . . . .	932	895	602	2,429	1,361	1,348	1,410	36	4,155
31/32. . . . .	3,701	4,964	2,811	11,476	2,457	7,864	8,246	10	18,577
1 . . . . .	32,714	34,090	23,761	90,565	7,806	33,842	31,610	109	73,367
1-1/32 . . . . .	161,300	109,335	82,659	353,294	20,815	97,359	132,916	108	251,198
1-1/16 . . . . .	136,459	58,050	36,134	230,643	47,053	201,105	207,592	1,579	457,329
1-3/32 . . . . .	5,005	1,506	748	7,259	2,041	9,045	8,104	4,395	23,585
1-1/8 . . . . .	158	21	21	200	10	311	3,042	25,994	29,357
1-5/32 . . . . .	11	-	-	11	-	109	2,431	13,463	16,003
1-3/16 . . . . .	-	-	-	-	-	129	635	1,089	1,853
1-7/32 . . . . .	-	-	-	-	-	20	55	201	276
1-1/4 & longer . . .	-	-	-	-	-	30	1,694	460	2,184
<b>All staples. . . .</b>	<b>340,342</b>	<b>209,015</b>	<b>146,740</b>	<b>1/ 696,097</b>	<b>81,584</b>	<b>351,369</b>	<b>398,025</b>	<b>47,456</b>	<b>1/ 878,434</b>
<b>Average staple (32nd inches) . . .</b>	<b>33.3</b>	<b>33.1</b>	<b>33.0</b>	<b>33.2</b>	<b>33.4</b>	<b>33.5</b>	<b>33.5</b>	<b>36.2</b>	<b>33.6</b>

1/ As reported by the Bureau of the Census, running bales.



ALABAMA  
DISTRICTS FOR COTTON  
QUALITY REPORTS



ARIZONA  
DISTRICTS FOR COTTON  
QUALITY REPORTS

Table 40. -- Grade and staple of upland cotton ginned, by States and districts, 1962-63

Grade and staple	ARKANSAS					CALIFORNIA		
	Ginned in District				Ginned in the State	Ginned in District		Ginned in the State
	1	2	3	4		1	2	
Grade	Bales	Bales	Bales	Bales	Bales	Bales	Bales	Bales
White:								
G.M. . . . .	-	76	77	57	210	1,421	205	1,626
S.M. . . . .	187	8,145	1,990	5,102	15,424	81,759	6,395	88,154
M.+ . . . .	80	1,793	250	890	3,013	766	328	1,094
M. . . . .	4,112	108,151	23,789	71,700	207,752	795,706	83,295	879,001
S.L.M.+ . . . .	419	13,059	1,069	5,695	20,242	40,889	4,944	45,833
S.L.M. . . . .	8,990	312,669	22,066	164,046	507,771	535,562	76,505	612,067
L.M.+ . . . .	1,858	36,323	861	15,444	54,486	21,133	2,290	23,423
L.M. . . . .	4,593	130,829	5,533	58,367	199,322	83,576	12,373	95,949
S.G.O.+ . . . .	342	6,723	138	1,527	8,730	4,857	258	5,115
S.G.O. . . . .	585	20,423	782	8,904	30,694	25,006	10,296	35,302
G.O.+ . . . .	18	478	49	171	716	491	-	491
G.O. . . . .	90	3,886	301	2,134	6,411	5,697	3,966	9,663
Total	21,274	642,555	56,905	334,037	1,054,771	1,596,863	200,855	1,797,718
Light Spotted:								
G.M. . . . .	8	-	-	-	8	-	-	-
S.M. . . . .	141	1,197	366	737	2,441	619	6,900	7,519
M. . . . .	2,493	59,508	8,014	29,082	99,097	7,653	16,089	23,742
S.L.M. . . . .	6,107	126,748	9,329	72,598	214,782	4,364	7,266	11,630
L.M. . . . .	2,451	39,441	2,384	22,402	66,678	2,007	3,483	5,490
Total	11,200	226,894	20,093	124,819	383,006	14,643	33,738	48,381
Spotted:								
All grades . . .	400	4,133	343	1,954	6,830	1,344	1,167	2,511
Tinged:								
All grades . . .	30	162	9	44	245	88	-	88
Light Gray:								
G.M. . . . .	8	50	52	12	122	12	9	21
S.M. . . . .	198	738	1,180	1,726	3,842	27,665	5,188	32,853
M. . . . .	86	1,446	223	752	2,507	29,920	7,375	37,295
S.L.M. . . . .	-	198	31	69	298	4,107	3,200	7,307
Total	292	2,432	1,486	2,559	6,769	61,704	15,772	77,476
Gray:								
All grades . . .	8	109	76	153	346	1,876	1,511	3,387
Below Grade. . .	91	3,752	239	2,074	6,156	2,846	2,441	5,287
All grades . . .	33,295	880,037	79,151	465,640	1/ 1,458,123	1,679,364	255,484	1/ 1,934,848
Grade index. . .	90.9	91.4	94.4	91.9	91.7	96.4	94.3	96.2
Staple (inches)								
13/16 & shorter. .	-	-	-	-	-	-	-	-
7/8. . . . .	19	39	-	10	68	-	32	32
29/32. . . . .	34	39	20	20	113	-	-	-
15/16. . . . .	203	1,246	122	73	1,644	18	2,834	2,852
31/32. . . . .	369	5,551	336	791	7,047	118	7,138	7,256
1 . . . . .	3,117	49,391	3,197	13,261	68,966	7,947	25,120	33,067
1-1/32 . . . . .	11,884	217,872	22,681	111,741	364,178	57,615	56,660	114,275
1-1/16 . . . . .	15,203	502,513	45,781	273,780	837,277	460,098	160,746	620,844
1-3/32 . . . . .	2,392	100,194	6,783	63,303	172,672	1,125,758	2,865	1,128,623
1-1/8 . . . . .	54	3,086	221	2,539	5,900	27,746	89	27,835
1-5/32 . . . . .	-	106	10	114	230	55	-	55
1-3/16 . . . . .	10	-	-	8	18	9	-	9
1-7/32 . . . . .	10	-	-	-	10	-	-	-
1-1/4 & longer . .	-	-	-	-	-	-	-	-
All staples. . .	33,295	880,037	79,151	465,640	1/ 1,458,123	1,679,364	255,484	1/ 1,934,848
Average staple (32nd inches) . .	33.5	33.7	33.7	33.8	33.8	34.7	33.5	34.5

1/ As reported by the Bureau of the Census, running bales.

**CALIFORNIA  
DISTRICTS FOR COTTON  
QUALITY REPORTS**



**ARKANSAS  
DISTRICTS FOR COTTON  
QUALITY REPORTS**

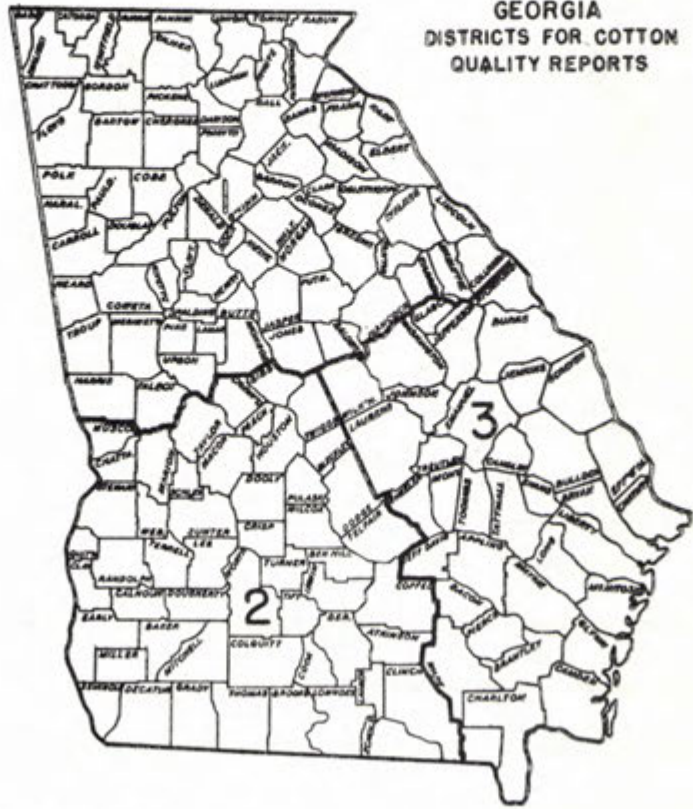


Table 41. -- Grade and staple of upland cotton ginned, by States and districts, 1962-63

Grade and staple	GEORGIA				LOUISIANA				Ginned in the State
	Ginned in District			Ginned in the State	Ginned in District				
	1	2	3		1	2	3	4	
<u>Grade</u>	<u>Bales</u>	<u>Bales</u>	<u>Bales</u>	<u>Bales</u>	<u>Bales</u>	<u>Bales</u>	<u>Bales</u>	<u>Bales</u>	<u>Bales</u>
White:									
G.M. . . . .	36	344	52	434	513	-	1,362	1,698	3,573
S.M. . . . .	12,406	20,643	9,332	42,381	5,464	-	21,119	31,533	58,116
M+. . . . .	1,772	1,394	282	3,448	65	-	918	1,250	2,233
M. . . . .	53,137	60,728	48,855	162,720	18,649	41	85,721	21,448	125,859
S.L.M+. . . . .	5,486	6,770	2,445	14,701	334	-	3,234	525	4,093
S.L.M. . . . .	22,204	58,071	40,964	121,239	50,258	196	101,534	21,070	173,058
L.M+. . . . .	4,775	7,054	4,840	16,669	1,679	32	6,009	560	8,280
L.M. . . . .	7,639	24,259	19,934	51,832	12,342	72	15,730	4,950	33,094
S.G.O+. . . . .	947	895	593	2,435	72	-	138	-	210
S.G.O. . . . .	976	2,956	1,871	5,803	1,955	6	2,343	523	4,827
G.O+. . . . .	44	32	10	86	10	-	9	-	19
G.O. . . . .	113	268	134	535	243	-	251	-	494
Total	109,537	163,434	129,312	422,283	91,584	347	238,368	63,557	413,856
Light Spotted:									
G.M. . . . .	-	-	-	-	11	-	-	-	11
S.M. . . . .	2,598	1,995	868	5,461	607	-	1,335	1,354	3,296
M. . . . .	13,534	14,602	10,780	38,916	7,227	56	39,117	8,241	54,641
S.L.M. . . . .	5,146	20,576	13,956	39,678	10,480	134	25,658	10,750	47,022
L.M. . . . .	1,527	7,828	5,591	14,946	3,176	85	4,447	2,698	10,406
Total	22,805	45,001	31,195	99,001	21,501	275	70,557	23,043	115,376
Spotted:									
All grades . . .	1,780	3,804	906	6,490	1,386	-	866	808	3,060
Tinged:									
All grades . . .	198	260	20	478	20	4	11	-	35
Light Gray:									
All grades . . .	1,211	2,285	1,058	4,554	673	45	579	4,698	5,995
Gray:									
All grades . . .	124	192	39	355	10	-	47	158	215
Below Grade . . .	373	498	626	1,497	613	14	528	502	1,657
All grades . . .	136,028	235,474	163,156	1/ 534,658	115,787	685	310,956	112,766	1/ 540,194
Grade index . . .	96.5	94.3	94.1	94.8	93.2	89.6	95.5	96.9	95.3
<u>Staple</u> (inches)									
13/16 & shorter . .	-	-	-	-	-	-	-	-	-
7/8 . . . . .	-	119	6	125	-	-	-	-	-
29/32 . . . . .	19	566	72	657	10	-	-	-	10
15/16 . . . . .	211	4,547	858	5,616	140	-	105	10	255
31/32 . . . . .	1,171	17,356	6,518	25,045	91	9	221	82	403
1 . . . . .	8,854	64,997	28,097	101,948	1,914	70	5,367	3,509	10,860
1-1/32 . . . . .	62,162	112,256	96,760	271,178	34,157	274	85,088	32,603	152,122
1-1/16 . . . . .	55,758	34,064	30,025	119,847	77,125	315	195,939	67,472	340,851
1-3/32 . . . . .	7,289	1,558	820	9,667	2,296	17	23,805	9,058	35,176
1-1/8 . . . . .	516	11	-	527	43	-	404	32	479
1-5/32 . . . . .	48	-	-	48	-	-	18	-	18
1-3/16 . . . . .	-	-	-	-	11	-	9	-	20
1-7/32 . . . . .	-	-	-	-	-	-	-	-	-
1-1/4 & longer . .	-	-	-	-	-	-	-	-	-
All staples . . .	136,028	235,474	163,156	1/ 534,658	115,787	685	310,956	112,766	1/ 540,194
Average staple (32nd inches) . .	33.4	32.7	32.9	32.9	33.7	33.4	33.8	33.7	33.7

1/ As reported by the Bureau of the Census, running bales.

**GEORGIA  
DISTRICTS FOR COTTON  
QUALITY REPORTS**



**LOUISIANA  
DISTRICTS FOR COTTON  
QUALITY REPORTS**

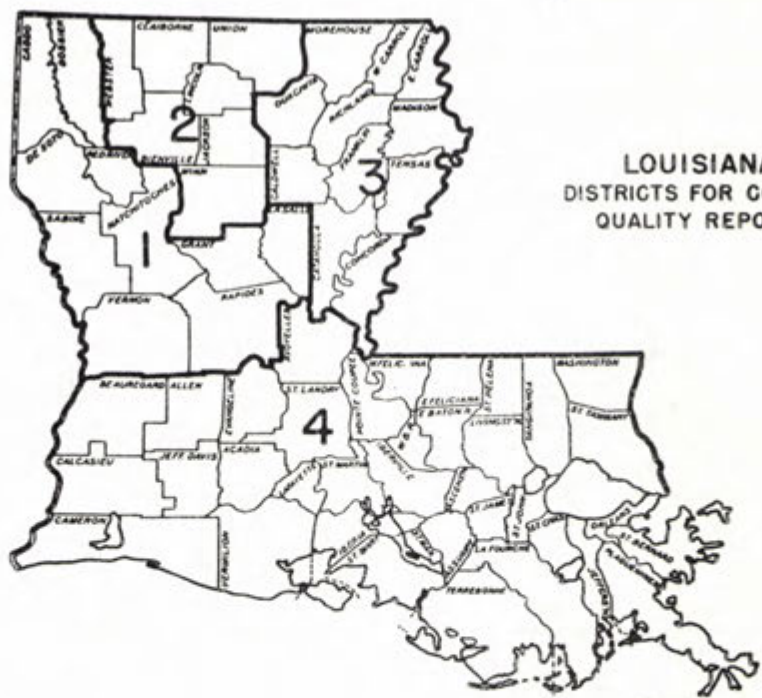
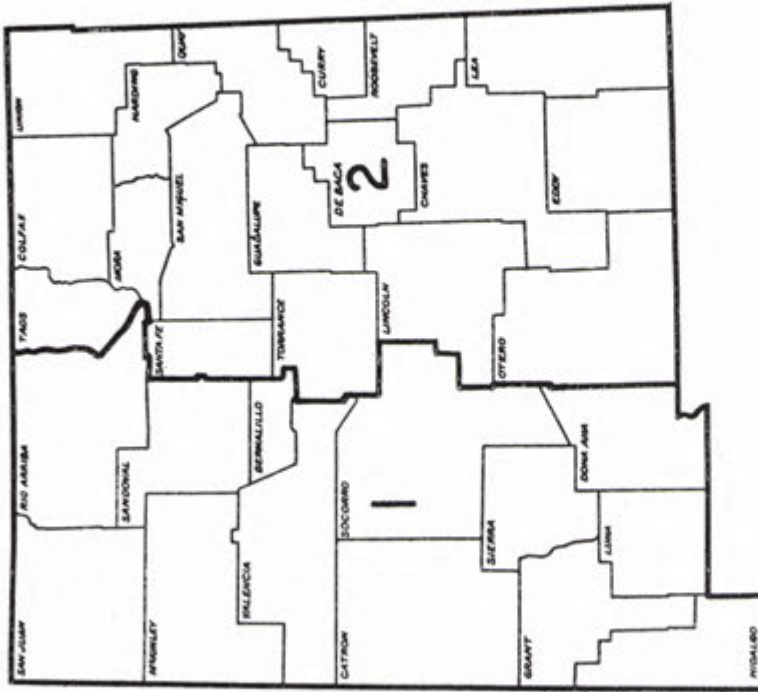


Table 42. -- Grade and staple of upland cotton ginned, by States and districts, 1962-63

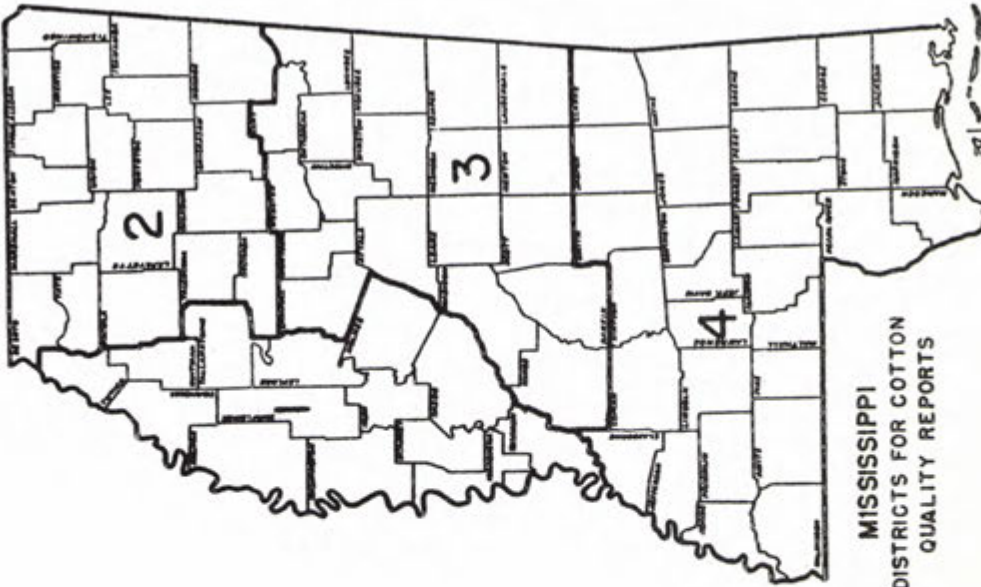
Grade and staple	MISSISSIPPI					NEW MEXICO		
	Ginned in District				Ginned in the State	Ginned in District		Ginned in the State
	1	2	3	4		1	2	
Grade	Bales	Bales	Bales	Bales	Bales	Bales	Bales	Bales
White:								
G.M. . . . .	2,410	75	731	322	3,538	322	598	920
S.M. . . . .	88,328	38,223	28,762	16,128	171,441	7,087	9,499	16,586
M.+ . . . .	13,137	1,235	8,799	3,618	26,789	90	65	155
M. . . . .	317,961	156,966	73,570	32,602	581,099	34,538	43,369	77,907
S.L.M.+ . . . .	29,141	5,992	7,831	2,389	45,353	4,713	1,524	6,237
S.L.M. . . . .	336,395	92,535	24,047	5,995	458,972	33,570	31,362	64,932
L.M.+ . . . .	23,017	6,445	1,907	275	31,644	1,952	1,911	3,863
L.M. . . . .	59,080	19,307	3,013	659	82,059	2,709	3,308	6,017
S.G.O.+ . . . .	653	324	87	11	1,075	27	72	99
S.G.O. . . . .	7,524	1,929	409	93	9,955	358	375	733
G.O.+ . . . .	55	19	-	-	74	-	8	8
G.O. . . . .	1,064	367	20	16	1,467	101	104	205
Total	878,765	323,417	149,176	62,108	1,413,466	85,467	92,195	177,662
Light Spotted:								
G.M. . . . .	-	-	-	-	-	19	13	32
S.M. . . . .	3,860	2,859	1,905	815	9,439	663	723	1,386
M. . . . .	76,625	19,885	3,571	1,270	101,351	3,600	26,425	30,025
S.L.M. . . . .	99,028	12,772	1,924	231	113,955	1,953	14,142	16,095
L.M. . . . .	23,312	3,441	355	69	27,177	640	3,286	3,926
Total	202,825	38,957	7,755	2,385	251,922	6,875	44,589	51,464
Spotted:								
All grades . . .	10,378	843	223	83	11,527	843	3,197	4,040
Tinged:								
All grades . . .	158	22	-	20	200	9	393	402
Yellow Stained:								
All grades . . .	7	-	-	-	7	-	7	7
Light Gray:								
All grades . . .	2,184	1,803	1,317	145	5,449	310	204	514
Gray:								
All grades . . .	202	51	26	11	290	-	-	-
Below Grade. . .	2,484	292	93	24	2,893	433	1,234	1,667
All grades . . .	1,097,003	365,385	158,590	64,776	<u>1/</u> 1,685,754	93,937	141,819	<u>1/</u> 235,756
Grade index. . .	95.3	96.9	99.0	100.1	96.2	96.5	95.5	95.9
Staple (inches)								
13/16 & shorter. .	-	-	-	-	-	-	8	8
7/8. . . . .	-	-	-	-	-	-	338	338
29/32. . . . .	-	-	-	-	-	-	7,280	7,280
15/16. . . . .	54	78	-	13	145	-	24,442	24,442
31/32. . . . .	263	294	43	90	690	10	9,613	9,623
1 . . . . .	5,568	4,219	3,527	2,201	15,515	67	3,235	3,302
1-1/32 . . . . .	158,102	53,663	60,415	29,822	302,002	59	2,347	2,406
1-1/16 . . . . .	772,026	268,633	83,963	31,569	1,156,191	2,068	7,281	9,349
1-3/32 . . . . .	152,530	37,934	10,423	1,070	201,957	9,705	11,751	21,456
1-1/8. . . . .	8,142	545	219	11	8,917	52,675	39,054	91,729
1-5/32 . . . . .	309	19	-	-	328	27,723	35,520	63,243
1-3/16 . . . . .	9	-	-	-	9	753	606	1,359
1-7/32 . . . . .	-	-	-	-	-	29	56	85
1-1/4 & longer . .	-	-	-	-	-	848	288	1,136
All staples. . . .	1,097,003	365,385	158,590	64,776	<u>1/</u> 1,685,754	93,937	141,819	<u>1/</u> 235,756
Average staple (32nd inches)	34.0	33.9	33.6	33.5	33.9	36.2	34.2	35.0

1/ As reported by the Bureau of the Census, running bales.





NEW MEXICO  
DISTRICTS FOR COTTON  
QUALITY REPORTS

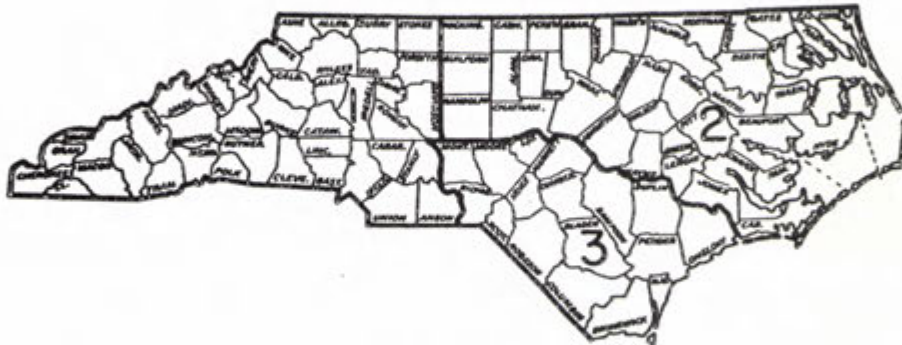


MISSISSIPPI  
DISTRICTS FOR COTTON  
QUALITY REPORTS

Table 43. -- Grade and staple of upland cotton ginned, by States and districts, 1962-63

Grade and staple	NORTH CAROLINA				OKLAHOMA			
	Ginned in District			Ginned in the State	Ginned in District			Ginned in the State
	1	2	3		1	2	3	
<u>Grade</u>	<u>Bales</u>	<u>Bales</u>	<u>Bales</u>	<u>Bales</u>	<u>Bales</u>	<u>Bales</u>	<u>Bales</u>	<u>Bales</u>
White:								
G.M. . . . .	-	-	-	-	-	-	-	-
S.M. . . . .	9,856	847	2,134	12,837	225	76	110	411
M.+ . . . .	37	-	80	117	33	57	-	90
M. . . . .	10,206	36,203	16,158	62,567	4,670	367	844	5,881
S.L.M.+ . . . .	1,840	10,160	5,194	17,194	375	49	10	434
S.L.M. . . . .	9,252	44,329	32,116	85,697	11,972	1,933	2,186	16,091
L.M.+ . . . .	480	5,294	4,260	10,034	1,026	680	411	2,117
L.M. . . . .	2,086	13,431	19,836	35,353	7,683	3,930	2,272	13,885
S.G.O.+ . . . .	31	584	314	929	534	331	103	968
S.G.O. . . . .	210	2,920	5,433	8,563	1,784	604	412	2,800
G.O.+ . . . .	-	17	20	37	56	20	-	76
G.O. . . . .	18	214	713	945	333	74	101	508
Total	34,016	113,999	86,258	234,273	28,691	8,121	6,449	43,261
Light Spotted:								
G.M. . . . .	-	-	-	-	-	-	-	-
S.M. . . . .	793	454	350	1,597	1,081	209	410	1,700
M. . . . .	3,626	10,942	10,682	25,250	36,907	2,931	4,595	44,433
S.L.M. . . . .	1,112	4,426	7,747	13,285	95,837	6,915	11,163	113,915
L.M. . . . .	155	769	2,533	3,457	33,174	3,683	6,024	42,881
Total	5,686	16,591	21,312	43,589	166,999	13,738	22,192	202,929
Spotted:								
G.M. . . . .	-	-	-	-	-	-	-	-
S.M. . . . .	22	-	9	31	55	10	-	65
M. . . . .	380	74	30	484	10,269	400	779	11,448
S.L.M. . . . .	328	74	148	550	25,151	1,294	1,748	28,193
L.M. . . . .	300	62	203	565	9,325	980	913	11,218
Total	1,030	210	390	1,630	44,800	2,684	3,440	50,924
Tinged:								
All grades . . .	1,084	-	-	1,084	1,735	251	74	2,060
Light Gray:								
All grades . . .	188	1,057	1,608	2,853	265	74	11	350
Gray:								
All grades . . .	13	126	133	272	30	11	-	41
Below Grade. . . .	13	91	167	271	4,415	343	379	5,137
All grades . . . .	42,030	132,074	109,868	1/ 283,972	246,935	25,222	32,545	1/ 304,702
Grade index. . . .	96.8	94.4	91.9	93.8	87.7	86.9	87.8	87.6
<u>Staple</u> <u>(inches)</u>								
13/16 & shorter. .	-	-	-	-	198	-	19	217
7/8. . . . .	-	-	-	-	2,537	31	123	2,691
29/32. . . . .	18	-	-	18	30,942	535	2,424	33,901
15/16. . . . .	248	10	10	268	125,616	8,246	16,563	150,425
31/32. . . . .	196	61	68	325	59,865	7,624	6,706	74,195
1 . . . . .	1,535	3,766	3,748	9,049	12,741	2,679	1,482	16,902
1-1/32 . . . . .	15,814	60,583	55,394	131,791	7,518	1,556	1,229	10,303
1-1/16 . . . . .	21,826	65,587	48,655	136,068	4,688	2,553	2,026	9,267
1-3/32 . . . . .	2,308	2,045	1,993	6,346	1,416	1,645	1,670	4,731
1-1/8. . . . .	85	22	-	107	791	344	293	1,428
1-5/32 . . . . .	-	-	-	-	334	9	10	353
1-3/16 . . . . .	-	-	-	-	148	-	-	148
1-7/32 . . . . .	-	-	-	-	116	-	-	116
1-1/4 & longer . .	-	-	-	-	25	-	-	25
All staples . . . .	42,030	132,074	109,868	1/ 283,972	246,935	25,222	32,545	1/ 304,702
Average staple (32nd inches) . .	33.6	33.5	33.4	33.5	30.4	31.5	30.9	30.6

1/ As reported by the Bureau of the Census, running bales.



**NORTH CAROLINA  
DISTRICTS FOR COTTON  
QUALITY REPORTS**

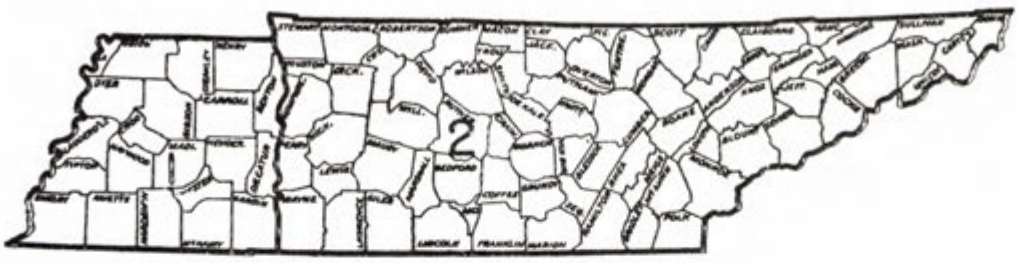
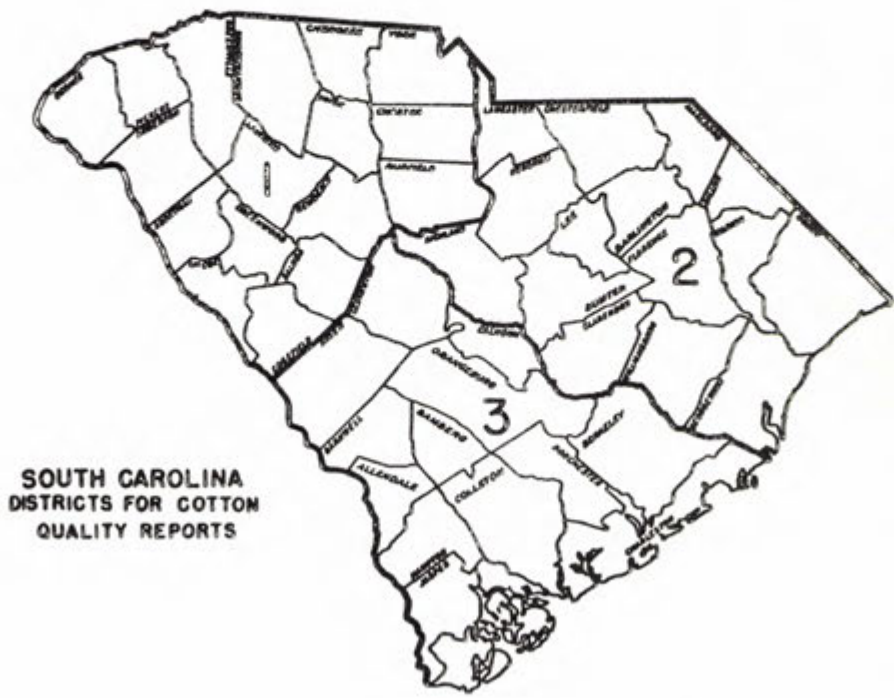


**OKLAHOMA  
DISTRICTS FOR COTTON  
QUALITY REPORTS**

Table 44. -- Grade and staple of upland cotton ginned, by States and districts, 1962-63

Grade and staple	SOUTH CAROLINA				TENNESSEE		
	Ginned in District			Ginned in the State	Ginned in District		Ginned in the State
	1	2	3		1	2	
Grade	Bales	Bales	Bales	Bales	Bales	Bales	Bales
<b>White:</b>							
G.M. . . . .	-	11	12	23	17	-	17
S.M. . . . .	6,466	11,753	11,400	29,619	23,852	2,014	25,866
M+. . . . .	577	832	682	2,091	496	341	837
M. . . . .	28,568	73,221	49,936	151,725	162,558	11,201	173,759
S.L.M+. . . . .	920	3,359	3,425	7,704	6,532	1,259	7,791
S.L.M. . . . .	13,568	79,206	37,658	130,432	155,421	6,964	162,385
L.M+. . . . .	508	2,603	2,711	5,822	6,102	491	6,593
L.M. . . . .	2,701	29,098	14,862	46,661	16,958	582	17,540
S.G.O+. . . . .	80	198	79	357	258	-	258
S.G.O. . . . .	215	7,971	2,296	10,482	1,765	38	1,803
G.O+. . . . .	-	11	-	11	22	-	22
G.O. . . . .	48	1,102	339	1,489	293	6	299
<b>Total</b>	<b>53,651</b>	<b>209,365</b>	<b>123,400</b>	<b>386,416</b>	<b>374,274</b>	<b>22,896</b>	<b>397,170</b>
<b>Light Spotted:</b>							
G.M. . . . .	-	-	-	-	-	-	-
S.M. . . . .	2,312	3,412	1,825	7,549	6,870	878	7,748
M. . . . .	5,904	9,872	4,553	20,329	72,305	5,373	77,678
S.L.M. . . . .	3,307	7,489	5,253	16,049	48,370	1,713	50,083
L.M. . . . .	549	3,625	2,601	6,775	5,770	285	6,055
<b>Total</b>	<b>12,072</b>	<b>24,398</b>	<b>14,232</b>	<b>50,702</b>	<b>133,315</b>	<b>8,249</b>	<b>141,564</b>
<b>Spotted:</b>							
All grades . . .	443	597	580	1,620	3,734	196	3,930
<b>Tinged:</b>							
All grades . . .	243	71	74	388	23	18	41
<b>Yellow Stained:</b>							
All grades . . .	-	13	-	13	-	-	-
<b>Light Gray:</b>							
G.M. . . . .	-	-	-	-	-	-	-
S.M. . . . .	21	6,504	1,175	7,700	2,838	-	2,838
M. . . . .	509	5,064	1,101	6,674	838	-	838
S.L.M. . . . .	9	685	137	831	948	-	948
<b>Total</b>	<b>539</b>	<b>12,253</b>	<b>2,413</b>	<b>15,205</b>	<b>4,624</b>	<b>-</b>	<b>4,624</b>
<b>Gray:</b>							
All grades . . .	35	781	130	946	59	-	59
<b>Below Grade:</b>							
All grades . . .	-	401	256	657	1,009	11	1,020
<b>All grades . . .</b>	<b>66,983</b>	<b>247,879</b>	<b>141,085</b>	<b>1/ 455,947</b>	<b>517,038</b>	<b>31,370</b>	<b>1/ 548,408</b>
<b>Grade Index. . .</b>	<b>97.2</b>	<b>94.3</b>	<b>95.3</b>	<b>95.0</b>	<b>95.7</b>	<b>97.0</b>	<b>95.8</b>
<b>Staple (inches)</b>							
13/16 & shorter. .	-	-	-	-	-	-	-
7/8. . . . .	-	-	-	-	24	-	24
29/32. . . . .	-	-	-	-	72	-	72
15/16. . . . .	-	21	19	40	1,939	75	2,014
31/32. . . . .	-	137	70	207	3,385	86	3,471
1 . . . . .	1,462	4,921	5,010	11,393	27,416	1,676	29,092
1-1/32 . . . . .	19,190	121,584	69,697	210,471	149,536	8,252	157,788
1-1/16 . . . . .	33,541	111,975	63,120	208,636	320,157	19,765	339,922
1-3/32 . . . . .	11,127	8,894	3,107	23,128	14,478	1,516	15,994
1-1/8. . . . .	1,663	328	62	2,053	31	-	31
1-5/32 . . . . .	-	19	-	19	-	-	-
1-3/16 . . . . .	-	-	-	-	-	-	-
1-7/32 . . . . .	-	-	-	-	-	-	-
1-1/4 & longer . .	-	-	-	-	-	-	-
<b>All staples</b>	<b>66,983</b>	<b>247,879</b>	<b>141,085</b>	<b>1/ 455,947</b>	<b>517,038</b>	<b>31,370</b>	<b>1/ 548,408</b>
<b>Average staple (32nd inches) . .</b>	<b>33.9</b>	<b>33.5</b>	<b>33.5</b>	<b>33.5</b>	<b>33.6</b>	<b>33.7</b>	<b>33.6</b>

1/ As reported by the Bureau of the Census, running bales.



**TENNESSEE  
DISTRICTS FOR COTTON  
QUALITY REPORTS**