


COTTON QUALITY CROP OF 1964



UNITED STATES DEPARTMENT OF AGRICULTURE
Consumer and Marketing Service Cotton Division
Memphis, Tennessee

Vol. 38, No. 7

June 1965



Cotton Quality - United States

1964 Crop

Introduction

The quality of cotton ginned in the United States from the 1964 crop is presented in this report. These quality estimates are based on the classification of samples representing approximately ten percent of the 1964 cotton crop. The sample distribution of the various qualities was raised to total ginnings as reported by the Bureau of the Census for upland and American-Egyptian cotton.

Quality statistics on the 1964 crop for the major producing states are presented in three groups of tables in this report. The first group of tables contains cross-class data on the grade and staple of upland cotton ginned by states from the 1964 crop. The second group of tables contains grade and staple estimates of state ginnings by specified reporting periods. Grade and staple estimates of upland cotton ginned by state districts are presented in the third group of tables. The estimated distribution of the 1964 upland crop by micronaire readings by states is also presented in this annual report.

A report covering the qualities of cotton on hand August 1, 1965 by principal types of storage will be released as soon as possible after August 1. In addition to quality estimates of cotton in the carry-over, this report will include quality data on the crop, supply and disappearance of upland cotton for the 1964-65 season with comparative data for preceding years.

Quality statistics presented herein indicate that the 1964 crop of upland cotton contained the smallest proportion of Middling and higher White grades for any crop on record. The proportion of Strict Low Middling Plus and lower White grades in the 1964 crop was the largest since the 1955 season. Light Spotted grades comprised 23 percent of the season's ginnings, the smallest proportion of total ginnings since the 1959 season. The 1964 grade index was 93.2 (Middling White equals 100). This is the lowest grade index since the 1957 season and compares with the 1963 index of 94.6.

The average length of the 1964 upland cotton crop was 32.8 thirty-seconds inches, slightly longer than the 1963 average length of 32.7 thirty-seconds inches. Cotton stapling 1" and shorter comprised 28 percent of the 1964 crop, the second consecutive year in which the proportion of these shorter lengths was at record-low levels. The lengths 1-1/32" and 1-1/16", combined, accounted for a slightly smaller proportion of the 1964 crop than a year earlier while there was a moderate increase over the previous season in the proportion of cotton in the lengths 1-3/32" and longer.

The estimated distribution of the 1964 upland crop by micronaire readings indicates that about 77 percent of total ginnings was in the 3.5-4.9 range. A year earlier, about 80 percent of the upland crop was in this range.

American-Egyptian cotton ginned from the 1964 crop averaged much higher in grade than a year earlier but about the same in length. About 71 percent of 1964 ginnings was Grade 3 and higher against 55 percent in the previous season. Cotton stapling 1-3/8" and longer comprised 89 percent of the 1964 crop against 88 percent a year earlier.

Cotton ginned from the 1964 crop totaled 15,148,000 bales, according to the Bureau of the Census. This compares with 15,290,000 bales a year earlier and the 1958-62 average of 13,881,000 bales.

CONTENTS

Table No.

Page No.

Distribution of Cotton Production: United States 3

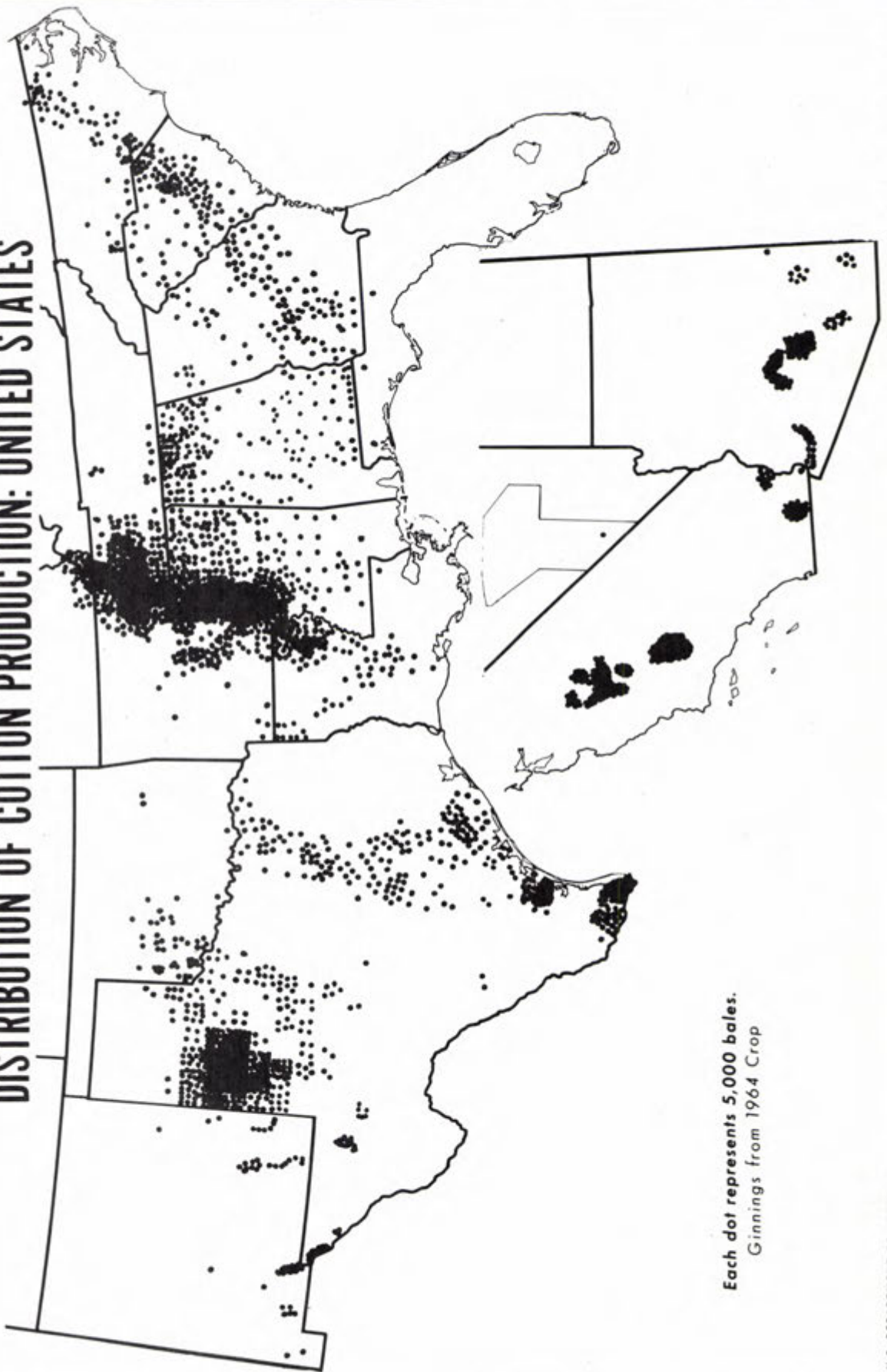
United States tables:

1 Grade and staple of upland cotton ginned in the United States, 1964-65. 4
 2 Grade and staple of upland cotton ginned in the United States, during specified periods, 1964-65. 5
 3 Grade and staple of American-Egyptian cotton ginned, by States and United States, 1964-65 6
 4 Grade and staple of American-Egyptian cotton ginned in the United States, during specified periods, 1964-65 7
 5 Grade index and average staple of upland cotton ginned in the United States, by States, crops of 1961-64. 8
 6 Percentage distribution of micronaire readings of upland cotton ginned in the United States, by individual readings and by States, 1964-65. 9
 7 Preparation, grade reduction, and waste upland cotton ginned in the United States, by States, 1964-65 . 10
 8 Grade reductions, by specified causes, of upland cotton ginned in the United States, by States, 1964-65 11
 9 Tenderability of upland cotton ginned by States, 1964-65. 12
 10 Tenderability of upland cotton ginned in the United States, 1948-1964 12

State tables, 1964-65 upland crop:

11 Grade and staple of upland cotton ginned in Alabama 13
 12 Grade and staple of upland cotton ginned in Arizona 14
 13 Grade and staple of upland cotton ginned in Arkansas. 15
 14 Grade and staple of upland cotton ginned in California. 16
 15 Grade and staple of upland cotton ginned in Florida 17
 16 Grade and staple of upland cotton ginned in Georgia 18
 17 Grade and staple of upland cotton ginned in Illinois. 19
 18 Grade and staple of upland cotton ginned in Kentucky. 20
 19 Grade and staple of upland cotton ginned in Louisiana 21
 20 Grade and staple of upland cotton ginned in Mississippi 22
 21 Grade and staple of upland cotton ginned in Missouri. 23
 22 Grade and staple of upland cotton ginned in Nevada. 24
 23 Grade and staple of upland cotton ginned in New Mexico. 25
 24 Grade and staple of upland cotton ginned in North Carolina. 26
 25 Grade and staple of upland cotton ginned in Oklahoma. 27
 26 Grade and staple of upland cotton ginned in South Carolina. 28
 27 Grade and staple of upland cotton ginned in Tennessee 29
 28 Grade and staple of upland cotton ginned in Texas 30
 29 Grade and staple of upland cotton ginned in Virginia. 31
 30 Grade and staple of upland cotton ginned, during specified periods, in Alabama and Arizona. 32
 31 Grade and staple of upland cotton ginned, during specified periods, in Arkansas and California. 33
 32 Grade and staple of upland cotton ginned, during specified periods, in Florida and Georgia. 34
 33 Grade and staple of upland cotton ginned, during specified periods, in Illinois and Kentucky. 35
 34 Grade and staple of upland cotton ginned, during specified periods, in Louisiana and Mississippi. 36
 35 Grade and staple of upland cotton ginned, during specified periods, in Missouri and Nevada. 37
 36 Grade and staple of upland cotton ginned, during specified periods, in New Mexico and North Carolina. 38
 37 Grade and staple of upland cotton ginned, during specified periods, in Oklahoma and South Carolina. 39
 38 Grade and staple of upland cotton ginned, during specified periods, in Tennessee and Texas. 40
 39 Grade and staple of upland cotton ginned, during specified periods, in Virginia 41
 40 Grade and staple of upland cotton ginned, by districts, in Alabama and Arizona. 42
 41 Grade and staple of upland cotton ginned, by districts, in Arkansas and California. 44
 42 Grade and staple of upland cotton ginned, by districts, in Georgia and Louisiana. 46
 43 Grade and staple of upland cotton ginned, by districts, in Mississippi and New Mexico 48
 44 Grade and staple of upland cotton ginned, by districts, in North Carolina and Oklahoma. 50
 45 Grade and staple of upland cotton ginned, by districts, in South Carolina and Tennessee 52
 46 Grade and staple of upland cotton ginned, by districts, in Texas. 54

DISTRIBUTION OF COTTON PRODUCTION: UNITED STATES



Each dot represents 5,000 bales.
Ginnings from 1964 Crop

Table 1. -- Grade and staple of upland cotton ginned in the United States, 1964-65

Grade	13/16 inch and shorter		7/8 inch		29/32 inch		15/16 inch		31/32 inch		1 inch		1-1/32 inches		1-1/16 inches		1-3/32 inches		1-1/2 inches		1-7/32 inches		1-1/4 inches and longer		All staples				
	Bales	Percent	Bales	Percent	Bales	Percent	Bales	Percent	Bales	Percent	Bales	Percent	Bales	Percent	Bales	Percent	Bales	Percent	Bales	Percent	Bales	Percent	Bales	Percent	Bales	Percent			
White:																													
G.M.	59	322	1,473	6,355	27	31	171	589	1,842	1,596	1,056	1,294	1,056	1,056	1,056	1,056	1,056	1,056	1,056	1,056	1,056	1,056	1,056	1,056	1,056	1,056	6,609		
S.M.	59	322	1,473	6,355	27	31	171	589	1,842	1,596	1,056	1,294	1,056	1,056	1,056	1,056	1,056	1,056	1,056	1,056	1,056	1,056	1,056	1,056	1,056	1,056	299,211		
M.	261	4,116	27,011	92,706	64,422	4,111	86,575	535,375	1,340,544	734,569	734,569	123,305	82,430	2,142	2,142	2,142	2,142	2,142	2,142	2,142	2,142	2,142	2,142	2,142	2,142	2,142	29,091		
S.L.M.*	12	90	908	5,800	4,111	4,111	4,111	28,240	94,351	68,390	11,625	5,218	134	60	582	582	582	582	582	582	582	582	582	582	582	582	3,094,779		
S.L.M.	509	9,457	104,316	489,622	163,967	166,893	1,134,315	1,945,530	549,368	80,266	21,478	735	735	735	735	735	735	735	735	735	735	735	735	735	735	735	213,359		
L.M.*	33	822	13,887	68,838	17,726	11,003	77,642	149,550	37,744	9,605	735	735	735	735	735	735	735	735	735	735	735	735	735	735	735	735	4,666,462		
L.M.	106	3,115	36,629	133,730	36,594	85,919	562,356	476,096	75,737	8,488	889	889	889	889	889	889	889	889	889	889	889	889	889	889	889	889	387,993		
S.O.O.*	-	92	1,272	5,044	1,477	1,684	11,870	12,630	1,500	235	18	18	18	18	18	18	18	18	18	18	18	18	18	18	18	18	1,409,728		
S.O.O.	90	1,194	5,325	15,890	9,166	29,755	108,366	85,403	5,763	664	41	41	41	41	41	41	41	41	41	41	41	41	41	41	41	41	35,842		
G.O.*	-	43	128	231	67	125	380	362	17	17	17	17	17	17	17	17	17	17	17	17	17	17	17	17	17	17	259,668		
G.O.	22	372	2,168	4,296	2,931	8,690	18,104	6,215	1,310	159	159	159	159	159	159	159	159	159	159	159	159	159	159	159	159	159	1,363		
Total	1,092	19,623	193,134	822,589	306,521	408,012	2,551,351	4,374,325	1,602,493	259,158	135,683	3,451	216	933	10,678,481	71.0													
Light Spotted:																													
G.M.	385	2,787	9,100	16,450	7,379	6,731	23,444	26,463	43	73	43	43	43	43	43	43	43	43	43	43	43	43	43	43	43	43	43	116	
S.M.	7,831	84,423	195,456	306,044	96,733	85,562	315,811	323,306	31,349	31,349	12,946	11,266	157	20	64	64	64	64	64	64	64	64	64	64	64	64	64	97,966	
M.	7,918	107,188	212,526	300,184	80,132	103,549	349,874	299,510	29,731	29,731	4,632	1,709	110	12	21	21	21	21	21	21	21	21	21	21	21	21	21	1,471,008	
S.L.M.	3,648	35,084	42,748	56,228	26,459	136,273	56,451	6,087	595	595	595	595	595	595	595	595	595	595	595	595	595	595	595	595	595	595	595	1,456,136	
L.M.	19,582	229,482	459,830	678,906	210,703	261,097	825,425	665,773	68,366	19,939	14,335	317	42	85	3,453,882	23.1												428,656	
Total	26,287	114,577	139,725	98,261	23,494	40,133	57,588	28,439	2,016	292	176	176	176	176	176	176	176	176	176	176	176	176	176	176	176	176	176	500,968	
Tinged:																													
G.M.	10	38	20	39	27	120	222	119	17	17	17	17	17	17	17	17	17	17	17	17	17	17	17	17	17	17	17	10	
S.M.	129	1,068	41,801	27,194	3,716	6,831	16,437	12,908	807	807	807	807	807	807	807	807	807	807	807	807	807	807	807	807	807	807	807	602	
M.	438	4,356	6,769	2,751	687	2,134	1,580	88	47	47	47	47	47	47	47	47	47	47	47	47	47	47	47	47	47	47	47	9,706	
S.L.M.	318	3,874	2,551	1,572	1,032	1,345	514	48	9	9	9	9	9	9	9	9	9	9	9	9	9	9	9	9	9	9	18,950		
L.M.	895	9,336	12,146	6,278	2,026	4,569	3,682	405	94	94	94	94	94	94	94	94	94	94	94	94	94	94	94	94	94	94	94	11,273	
Total	1,726	17,260	21,330	10,000	3,600	10,000	10,000	10,000	10,000	10,000	10,000	10,000	10,000	10,000	10,000	10,000	10,000	10,000	10,000	10,000	10,000	10,000	10,000	10,000	10,000	10,000	10,000	39,441	
Stained:																													
G.M.	-	-	-	-	-	-	-	-	-	-	-	-	-	-	-	-	-	-	-	-	-	-	-	-	-	-	-	10	
S.M.	-	-	-	-	-	-	-	-	-	-	-	-	-	-	-	-	-	-	-	-	-	-	-	-	-	-	-	10	
M.	51	274	1,076	213	38	29	25	-	-	-	-	-	-	-	-	-	-	-	-	-	-	-	-	-	-	-	-	1,706	
Total	51	284	1,076	213	38	29	35	-	-	-	-	-	-	-	-	-	-	-	-	-	-	-	-	-	-	-	-	1,726	
Light Gray:																													
G.M.	-	-	-	-	-	-	-	-	-	-	-	-	-	-	-	-	-	-	-	-	-	-	-	-	-	-	-	358	
S.M.	9	281	840	703	3,766	18,257	16,690	10,615	506	88	88	88	88	88	88	88	88	88	88	88	88	88	88	88	88	88	88	51,755	
M.	133	587	1,425	1,627	11,461	73,627	28,669	6,628	128	128	128	128	128	128	128	128	128	128	128	128	128	128	128	128	128	128	128	123,685	
S.L.M.	-	118	229	912	1,398	7,101	21,076	7,451	896	896	896	896	896	896	896	896	896	896	896	896	896	896	896	896	896	896	896	39,202	
L.M.	-	260	1,077	3,184	3,728	22,355	113,085	52,346	18,158	666	121	121	121	121	121	121	121	121	121	121	121	121	121	121	121	121	121	215,000	
Total	142	1,268	3,644	5,522	18,952	103,725	103,725	103,725	103,725	103,725	103,725	103,725	103,725	103,725	103,725	103,725	103,725	103,725	103,725	103,725	103,725	103,725	103,725	103,725	103,725	103,725	103,725	517,300	
Gray:																													
G.M.	-	-	-	-	-	-	-	-	-	-	-	-	-	-	-	-	-	-	-	-	-	-	-	-	-	-	-	21	
S.M.	10	111	237	482	419	1,715	4,348	1,401	149	11	11	11	11	11	11	11	11	11	11	11	11	11	11	11	11	11	11	1,361	
M.	10	151	114	585	518	1,860	2,531	642	33	33	33	33	33	33	33	33	33	33	33	33	33	33	33	33	33	33	33	8,991	
S.L.M.	-	-	-	-	-	-	-	-	-	-	-	-	-	-	-	-	-	-	-	-	-	-	-	-	-	-	-	6,464	
L.M.	28	272	364	1,197	992	3,660	7,556	2,358	290	20	20	20	20	20	20	20	20	20	20	20	20	20	20	20	20	20	20	16,737	
Total	1,122	7,788	6,987	17,895	16,879	24,122	15,479	3,860	457	31	31	31	31	31	31	31	31	31	31	31	31	31	31	31	31	31	31	94,640	
Below Grade:																													
All grades	49,057	381,622	814,359	1,628,523	564,381	763,977	3,574,201	5,127,506	1,691,874	280,096	150,315	3,798	258	928	15,030,895	100.0													93.2
All grades	0.3	2.5	5.4	10.6	3.6	5.1	23.6	34.1																					

Table 2. -- Grade and staple of upland cotton ginned in the United States, during specified periods, 1964-65

Grade and staple	Prior to Sept. 1	September	October	November	After Nov. 30	Total Crop	Prior to Sept. 1	September	October	November	After Nov. 30	Total Crop
Grade	Bales	Bales	Bales	Bales	Bales	Bales	Percent	Percent	Percent	Percent	Percent	Percent
White:												
G.M.	233	2,290	3,725	354	6	6,608	*	0.1	0.1	*	*	*
S.M.	39,526	324,349	161,649	28,936	4,751	559,211	3.9	12.1	3.0	0.9	0.2	3.7
M.+	1,626	18,953	6,948	1,368	196	29,091	0.2	0.7	0.1	*	*	0.2
M.	204,699	849,435	1,394,924	525,778	119,943	3,094,779	20.3	31.7	26.1	16.1	4.4	20.6
S.L.M.+	9,044	41,555	103,329	50,088	9,343	213,359	0.9	1.6	1.9	1.5	0.3	1.4
S.L.M.	233,706	589,959	1,896,607	1,258,377	697,833	4,666,482	23.2	22.1	35.7	38.6	25.3	31.1
L.M.+	8,604	34,976	149,185	108,321	86,907	387,993	0.9	1.3	2.8	3.3	3.2	2.6
L.M.	31,346	162,553	488,514	429,403	297,912	1,409,728	3.1	6.1	9.1	13.1	10.9	9.4
S.G.O.+	638	1,831	12,879	12,180	8,314	35,842	0.1	0.1	0.2	0.4	0.3	0.2
S.G.O.	5,869	23,698	55,212	67,685	77,204	229,668	0.6	0.9	1.0	2.1	2.8	1.5
G.O.+	139	111	392	325	396	1,363	*	*	*	*	*	*
G.O.	2,349	2,445	5,257	9,952	24,354	44,357	0.2	0.1	0.1	0.3	0.9	0.3
Total	537,779	2,052,155	4,278,621	2,492,767	1,317,159	10,678,481	53.4	76.8	80.1	76.3	48.3	71.0
Light Spotted:												
G.M.	11	83	22	-	-	116	*	*	*	-	-	*
S.M.	25,427	21,717	23,603	12,721	14,498	97,966	2.5	0.8	0.4	0.4	0.5	0.7
M.	221,108	258,926	400,516	302,981	287,477	1,471,008	21.9	9.7	7.5	9.3	10.6	9.8
S.L.M.	152,754	195,947	409,028	249,319	449,088	1,456,136	15.1	7.3	7.6	7.6	16.5	9.7
L.M.	20,238	60,687	107,715	65,714	174,302	428,656	2.0	2.3	2.0	2.0	6.4	2.9
Total	419,538	537,360	940,884	630,735	925,365	3,453,882	41.5	20.1	17.5	19.3	34.0	23.1
Spotted:												
G.M.	10	10	11	-	-	31	*	*	*	-	-	*
S.M.	2,098	1,189	1,080	1,287	4,486	10,140	0.2	*	*	*	0.2	0.1
M.	21,385	37,472	16,211	15,477	73,283	163,828	2.1	1.4	0.3	0.5	2.7	1.1
S.L.M.	12,962	21,112	32,925	18,900	159,182	245,081	1.3	0.8	0.6	0.6	5.8	1.6
L.M.	1,717	5,086	12,249	7,183	85,673	111,908	0.2	0.2	0.2	0.2	3.1	0.7
Total	38,172	64,869	62,476	42,847	322,624	530,988	3.8	2.4	1.1	1.3	11.8	3.5
Tinged:												
G.M.	-	-	10	-	-	10	-	-	*	-	-	*
S.M.	-	20	24	10	548	602	*	*	*	*	*	*
M.	7	67	116	162	8,354	8,706	*	*	*	*	0.3	0.1
S.L.M.	18	76	221	156	18,379	18,850	*	*	*	*	0.7	0.1
L.M.	-	86	201	172	10,814	11,273	*	*	*	*	0.4	0.1
Total	25	249	572	500	38,095	39,441	*	*	*	*	1.4	0.3
Stained:												
G.M.	-	-	-	-	10	10	-	-	-	-	*	*
S.M.	-	-	-	-	10	10	-	-	-	-	*	*
M.	-	-	11	-	1,695	1,706	-	-	-	-	0.1	*
Total	-	-	11	-	1,715	1,726	-	-	*	-	0.1	*
Light Gray:												
G.M.	10	44	160	106	38	358	*	*	*	*	*	*
S.M.	2,998	4,608	16,521	23,157	4,511	51,755	0.3	0.2	0.3	0.7	0.2	0.3
M.	5,389	5,629	35,964	53,472	23,231	123,685	0.5	0.2	0.7	1.6	0.9	0.8
S.L.M.	699	1,551	6,906	13,167	16,879	39,202	0.1	0.1	0.1	0.4	0.6	0.3
Total	9,096	11,832	59,551	89,902	44,659	215,000	0.9	0.5	1.1	2.7	1.7	1.4
Gray:												
G.M.	-	-	14	7	-	21	-	-	*	*	-	*
S.M.	54	172	537	330	268	1,361	*	*	*	*	*	*
M.	552	912	2,438	2,199	2,790	8,891	0.1	*	*	0.1	0.1	0.1
S.L.M.	133	335	1,036	1,362	3,598	6,464	*	*	*	*	0.1	*
Total	739	1,419	4,025	3,898	6,656	16,737	0.1	*	*	0.1	0.2	0.1
Below Grade . . .	3,351	4,332	9,624	9,541	67,792	94,640	0.3	0.2	0.2	0.3	2.5	0.6
All grades . . .	1,008,660	2,672,216	5,355,764	3,270,190	2,724,065	15,030,895 1/	100.0	100.0	100.0	100.0	100.0	100.0
Grade Index . . .	94.7	95.9	94.2	92.7	88.6	93.2	-	-	-	-	-	-
Staple (inches)												
13/16 & shorter.	10,408	16,419	12,006	1,985	8,239	49,057	1.0	0.6	0.2	0.1	0.3	0.3
7/8	46,144	102,445	105,070	27,900	100,063	381,622	4.6	3.8	2.0	0.9	3.7	2.5
29/32	79,869	79,323	78,477	131,467	445,223	814,359	7.9	3.0	1.5	4.0	16.3	5.4
15/16	121,197	33,694	95,444	389,006	969,182	1,628,523	12.0	1.3	1.8	11.9	36.4	10.8
31/32	96,186	22,674	73,478	145,672	226,371	564,381	9.5	0.8	1.4	4.5	8.3	3.8
1	162,371	106,262	188,698	119,214	187,432	763,977	16.1	4.0	3.5	3.6	6.9	5.1
1-1/32	321,442	705,530	1,372,650	761,998	412,581	3,574,201	32.0	26.4	25.6	23.3	15.1	23.8
1-1/16	150,753	1,356,548	2,290,709	1,034,867	294,629	5,127,506	14.9	50.8	42.8	31.6	10.8	34.1
1-3/32	19,494	228,378	901,106	503,541	39,355	1,691,874	1.9	8.5	16.8	15.4	1.4	11.3
1-1/8	740	12,921	132,383	115,205	18,847	280,096	0.1	0.5	2.5	3.5	0.7	1.9
1-5/32	36	7,805	102,953	37,770	1,751	150,315	*	0.3	1.9	1.2	0.1	1.0
1-3/16	-	75	2,353	1,178	192	3,798	*	*	*	*	*	*
1-7/32	9	11	86	112	40	258	*	*	*	*	*	*
1-1/4 & longer . . .	11	131	351	275	160	928	*	*	*	*	*	*
All staples . . .	1,008,660	2,672,216	5,355,764	3,270,190	2,724,065	15,030,895 1/	100.0	100.0	100.0	100.0	100.0	100.0
Average staple (32nd inches) . . .	31.9	33.3	33.6	33.1	31.0	32.8	-	-	-	-	-	-

1/ As reported by the Bureau of the Census, running bales.
 * Less than 0.05 percent.

Table 3. -- Grade and staple of American-Egyptian cotton ginned, by States and United States, 1964-65

Grade	Production							Percentages						
	1-1/4 inches and shorter	1-5/16 inches	1-3/8 inches	1-7/16 inches	1-1/2 inches	1-9/16 inches and longer	All staples	1-1/4 inches and shorter	1-5/16 inches	1-3/8 inches	1-7/16 inches	1-1/2 inches	1-9/16 inches and longer	All staples
	Bales	Bales	Bales	Bales	Bales	Bales	Bales	Percent	Percent	Percent	Percent	Percent	Percent	Percent
<u>ARIZONA</u>														
1	-	9	542	9	-	-	560	-	0.2	1.1	1.2	-	-	1.0
2	-	433	8,937	217	-	-	9,587	-	9.1	18.5	29.8	-	-	17.6
3	-	624	25,405	425	-	-	26,454	-	13.1	52.4	58.5	-	-	48.4
4	-	520	9,712	76	-	-	10,308	-	10.9	20.1	10.5	-	-	18.9
5	18	483	2,832	-	-	-	3,333	2.6	10.2	5.8	-	-	-	6.1
6	9	687	612	-	-	-	1,308	1.3	14.4	1.3	-	-	-	2.4
7	35	1,062	297	-	-	-	1,394	5.1	22.3	0.6	-	-	-	2.6
8	93	493	38	-	-	-	624	13.5	10.4	0.1	-	-	-	1.1
9	178	300	35	-	-	-	513	25.8	6.3	0.1	-	-	-	0.9
10	356	147	19	-	-	-	522	51.7	3.1	*	-	-	-	1.0
All grades	689	4,758	48,429	727	-	-	54,603 1/	100.0	100.0	100.0	100.0	100.0	100.0	100.0
<u>CALIFORNIA</u>														
1	-	10	-	-	-	-	10	-	6.8	-	-	-	-	0.8
2	-	-	144	-	-	-	144	-	-	13.5	-	-	-	12.0
3	-	14	416	-	-	-	430	-	12.3	38.9	-	-	-	35.8
4	-	44	428	-	-	-	472	-	38.5	40.0	-	-	-	39.4
5	10	23	61	-	-	-	94	58.8	20.2	5.7	-	-	-	7.8
6	-	-	20	-	-	-	20	-	-	1.9	-	-	-	1.7
7	-	10	-	-	-	-	10	-	8.8	-	-	-	-	0.8
8	-	-	-	-	-	-	-	-	-	-	-	-	-	-
9	-	-	-	-	-	-	-	-	-	-	-	-	-	-
10	7	13	-	-	-	-	20	41.2	11.4	-	-	-	-	1.7
All grades	17	114	1,069	-	-	-	1,200 1/	100.0	100.0	100.0	100.0	100.0	100.0	100.0
<u>NEW MEXICO</u>														
1	-	-	-	19	-	-	19	-	-	-	4.0	-	-	0.1
2	-	383	4,146	80	-	-	4,609	-	32.1	32.5	16.8	-	-	31.9
3	-	270	6,966	249	19	-	7,504	-	22.6	54.8	52.5	100.0	-	52.0
4	-	70	1,392	114	-	-	1,576	-	5.9	10.9	24.0	-	-	10.9
5	-	69	230	13	-	-	312	-	5.8	1.8	2.7	-	-	2.2
6	-	82	6	-	-	-	88	-	6.9	*	-	-	-	0.6
7	6	112	-	-	-	-	118	33.4	9.4	-	-	-	-	0.8
8	-	113	-	-	-	-	113	-	9.5	-	-	-	-	0.8
9	6	41	-	-	-	-	47	33.3	3.4	-	-	-	-	0.3
10	6	53	-	-	-	-	59	33.3	4.4	-	-	-	-	0.4
All grades	18	1,193	12,740	475	19	-	14,445 1/	100.0	100.0	100.0	100.0	100.0	100.0	100.0
<u>TEXAS</u>														
1	-	10	490	-	-	-	500	-	0.2	1.3	-	-	-	1.1
2	-	396	8,652	216	-	-	9,266	-	8.4	22.2	14.1	-	-	20.0
3	-	875	21,761	1,124	-	-	23,760	-	18.3	55.9	73.1	-	-	51.1
4	-	609	6,582	185	-	-	7,376	-	12.9	16.9	12.1	-	-	15.9
5	39	391	1,046	10	-	-	1,486	3.2	8.3	2.7	0.7	-	-	3.2
6	149	572	286	-	-	-	1,007	12.1	12.1	0.7	-	-	-	2.2
7	403	775	86	-	-	-	1,264	32.8	16.4	0.2	-	-	-	2.7
8	181	587	20	-	-	-	788	14.7	12.4	0.1	-	-	-	1.7
9	201	349	10	-	-	-	560	16.4	7.4	*	-	-	-	1.2
10	256	172	-	-	-	-	428	20.8	3.6	-	-	-	-	0.9
All grades	1,229	4,738	38,933	1,535	-	-	46,435 1/	100.0	100.0	100.0	100.0	100.0	100.0	100.0
<u>UNITED STATES</u>														
1	-	29	1,032	28	-	-	1,089	-	0.3	1.0	1.0	-	-	0.9
2	-	1,214	21,879	513	-	-	23,606	-	11.2	21.6	18.7	-	-	20.2
3	-	1,783	54,548	1,798	19	-	58,148	-	16.5	54.0	65.8	100.0	-	49.8
4	-	1,243	18,114	375	-	-	19,732	-	11.5	17.9	13.7	-	-	16.9
5	67	966	4,169	23	-	-	5,225	3.4	8.9	4.1	0.8	-	-	4.5
6	158	1,341	924	-	-	-	2,423	8.1	12.4	0.9	-	-	-	2.1
7	444	1,959	383	-	-	-	2,786	22.7	18.2	0.4	-	-	-	2.4
8	274	1,193	58	-	-	-	1,525	14.0	11.0	0.1	-	-	-	1.3
9	385	690	45	-	-	-	1,120	19.7	6.4	*	-	-	-	1.0
10	625	385	19	-	-	-	1,029	32.1	3.6	*	-	-	-	0.9
All grades	1,953	10,803	101,171	2,737	19	-	116,683 1/	100.0	100.0	100.0	100.0	100.0	100.0	100.0

1/ As reported by the Bureau of the Census, running bales.

* Less than 0.05 percent.

Table 4. -- Grade and staple of American-Egyptian cotton ginned in the United States, during specified periods, 1964-65

Grade and staple	Ginnings					
	Prior to Sept. 1	September	October	November	After Nov. 30	Total Crop
<u>Grade</u>	<u>Bales</u>	<u>Bales</u>	<u>Bales</u>	<u>Bales</u>	<u>Bales</u>	<u>Bales</u>
1	-	19	392	602	76	1,069
2	-	48	6,318	14,622	2,618	23,606
3	-	136	13,638	29,286	15,088	58,148
4	-	66	2,899	6,385	10,382	19,732
5	-	-	411	731	4,083	5,225
6	-	-	110	233	2,080	2,423
7	-	-	60	138	2,588	2,786
8	-	-	10	65	1,450	1,525
9	-	-	-	62	1,058	1,120
10	-	-	10	43	976	1,029
All grades	-	269	23,848	52,167	40,399	116,683 ^{1/}
<u>Staple</u> (inches)						
1-1/4 and shorter. . .	-	-	-	42	1,911	1,953
1-5/16	-	9	1,303	2,260	7,231	10,803
1-3/8	-	260	21,149	48,549	31,213	101,171
1-7/16	-	-	1,396	1,297	44	2,737
1-1/2	-	-	-	19	-	19
1-9/16 and longer. . .	-	-	-	-	-	-
All staples	-	269	23,848	52,167	40,399	116,683 ^{1/}
<u>Grade</u>	<u>Percent</u>	<u>Percent</u>	<u>Percent</u>	<u>Percent</u>	<u>Percent</u>	<u>Percent</u>
1	-	7.1	1.6	1.2	0.2	0.9
2	-	17.8	26.5	28.0	6.5	20.2
3	-	50.6	57.2	56.2	37.4	49.8
4	-	24.5	12.2	12.2	25.7	16.9
5	-	-	1.7	1.4	10.1	4.5
6	-	-	0.5	0.4	5.1	2.1
7	-	-	0.3	0.3	6.4	2.4
8	-	-	*	0.1	3.6	1.3
9	-	-	-	0.1	2.6	1.0
10	-	-	*	0.1	2.4	0.9
All grades	-	100.0	100.0	100.0	100.0	100.0
<u>Staple</u> (inches)						
1-1/4 and shorter. . .	-	-	-	0.1	4.7	1.7
1-5/16	-	3.3	5.5	4.3	17.9	9.3
1-3/8	-	96.7	88.6	93.1	77.3	86.7
1-7/16	-	-	5.9	2.5	0.1	2.3
1-1/2	-	-	-	*	-	*
1-9/16 and longer. . .	-	-	-	-	-	-
All staples	-	100.0	100.0	100.0	100.0	100.0

^{1/} As reported by the Bureau of the Census, running bales.

* Less than 0.05 percent.

Table 5. -- Grade index and average staple of upland cotton ginned in the United States, by States, crops of 1961-1964

State	Grade index 1/				Average staple 2/			
	1961	1962	1963	1964	1961	1962	1963	1964
	<u>Index</u>	<u>Index</u>	<u>Index</u>	<u>Index</u>	<u>32d inches</u>	<u>32d inches</u>	<u>32d inches</u>	<u>32d inches</u>
Alabama	95.6	95.7	95.7	93.0	33.4	33.2	33.1	33.1
Arizona	97.1	92.9	92.4	92.4	33.7	33.6	33.3	33.6
Arkansas	94.8	91.7	94.8	93.5	34.1	33.8	33.8	33.8
California	98.3	96.2	92.8	95.3	34.1	34.5	34.1	34.6
Florida	88.5	91.0	92.2	88.2	32.5	32.9	32.8	32.7
Georgia	95.2	94.8	93.6	89.3	32.9	32.9	33.0	33.0
Illinois	83.8	93.0	91.8	92.4	33.3	33.9	33.8	33.6
Kentucky	91.5	92.4	95.1	95.6	33.6	33.6	33.7	33.7
Louisiana	94.8	95.3	95.2	94.4	33.8	33.7	33.7	33.5
Mississippi	95.5	96.2	96.8	95.1	34.0	33.9	33.9	33.9
Missouri	94.3	93.2	93.9	93.5	33.9	33.8	33.8	33.7
Nevada	98.2	97.1	96.6	99.6	36.7	36.9	36.4	36.8
New Mexico	99.3	95.9	96.7	97.1	35.2	35.0	35.4	35.4
North Carolina	96.8	93.8	94.2	88.8	33.7	33.5	33.3	33.3
Oklahoma	91.2	87.6	93.7	86.4	31.1	30.6	30.2	30.1
South Carolina	96.7	95.0	95.1	90.4	33.3	33.5	33.2	33.5
Tennessee	95.5	95.8	98.1	94.8	33.8	33.6	33.7	33.7
Texas	95.2	92.5	93.8	92.3	31.1	30.9	30.5	30.5
Virginia	94.1	94.8	94.2	89.4	34.1	33.7	33.2	33.4
United States	95.7	93.9	94.6	93.2	32.9	32.8	32.7	32.8

1/ Computed by weighting the quantity in each grade by the 1937-39 average price per pound for such grade of 15/16 inch staple. Converted to an index with Middling White equaling 100.

2/ Averages calculated on numerical equivalents of the staple designations (for example, 29/32"=29).

Table 6. -- Percentage distribution of micronaire readings of upland cotton ginned in the United States, by individual readings and by States, 1964-65

State	Readings																	Total																
	2.4 and below	2.5	2.6	2.7	2.8	2.9	3.0	3.1	3.2	3.3	3.4	3.5	3.6	3.7	3.8	3.9	4.0		4.1	4.2	4.3	4.4	4.5	4.6	4.7	4.8	4.9	5.0	5.1	5.2	5.3	5.4	5.5 and above	
	Pct.	Pct.	Pct.	Pct.	Pct.	Pct.	Pct.	Pct.	Pct.	Pct.	Pct.	Pct.	Pct.	Pct.	Pct.	Pct.	Pct.	Pct.	Pct.	Pct.	Pct.	Pct.	Pct.	Pct.	Pct.	Pct.	Pct.	Pct.	Pct.	Pct.	Pct.	Pct.	Pct.	
Georgia	-	0.1	0.1	0.2	0.3	0.5	0.6	0.9	1.0	1.8	2.1	3.9	4.0	7.0	7.6	11.0	10.9	13.5	10.1	10.5	5.5	4.3	1.9	1.2	0.5	0.3	0.1	0.1	*	*	*	100.0		
Alabama	-	*	*	0.2	*	0.7	0.3	2.0	0.9	3.9	1.7	6.9	2.6	9.8	3.9	12.0	5.9	12.6	6.2	10.9	4.7	7.1	2.2	3.1	0.8	1.0	0.2	0.3	0.1	*	*	100.0		
Florida	-	-	-	-	0.2	-	0.2	0.3	0.2	0.6	1.1	1.8	3.2	4.0	7.8	9.4	9.7	10.0	12.5	9.9	10.9	7.6	4.4	2.1	1.6	1.0	0.6	0.5	0.2	-	0.2	-	100.0	
South Carolina	-	*	*	0.1	0.2	0.3	0.6	0.9	1.1	1.8	2.1	3.4	3.8	6.0	7.4	10.6	11.0	12.7	10.7	9.7	5.9	5.0	2.5	1.8	1.1	0.8	0.3	0.2	*	*	*	100.0		
North Carolina	*	0.1	0.1	0.2	0.3	0.3	0.4	0.6	0.9	1.0	1.5	2.4	3.3	4.0	6.1	7.4	10.1	11.2	12.1	11.2	8.9	6.3	5.2	2.9	1.6	1.1	0.6	0.1	0.1	*	*	-	100.0	
Virginia	-	-	-	-	0.2	0.2	-	0.3	0.5	1.4	1.0	3.6	5.1	6.6	12.9	11.8	14.8	15.5	12.3	7.2	4.6	1.0	0.5	0.2	0.3	-	-	-	-	-	-	-	-	100.0
Oklahoma	0.7	0.5	0.7	0.8	1.1	1.2	1.6	1.5	1.7	1.6	2.2	2.3	3.0	2.9	3.5	3.7	4.6	4.8	5.9	5.7	7.3	6.6	7.4	5.6	6.1	4.9	4.7	2.8	2.2	1.2	0.7	0.5	100.0	
Texas	0.7	0.3	0.7	0.7	1.4	1.5	2.8	3.0	4.0	3.6	4.9	4.2	6.0	4.7	6.3	4.9	6.5	5.4	6.6	4.8	6.0	4.0	4.9	2.9	3.2	1.8	1.7	0.9	0.7	0.3	0.3	0.3	100.0	
Louisiana	*	0.1	0.1	0.2	0.4	0.4	0.6	0.8	0.8	1.0	0.9	1.4	1.1	1.9	1.9	2.8	3.4	4.8	4.5	7.0	5.7	8.2	7.0	8.1	7.0	7.4	6.1	5.7	3.8	3.2	2.9	100.0		
Arkansas	0.1	0.1	0.1	0.2	0.4	0.4	0.7	0.8	1.0	0.8	1.3	1.3	2.1	1.6	2.8	2.1	4.1	3.3	5.9	4.4	8.0	5.3	9.1	5.2	8.6	4.6	7.8	3.4	5.5	2.3	3.3	3.4	100.0	
Tennessee	0.1	0.1	0.3	0.6	0.9	0.9	1.7	1.6	1.8	2.0	2.4	3.0	3.5	3.1	4.5	4.2	6.0	5.5	7.4	6.8	7.6	6.1	6.6	5.6	5.6	3.8	3.3	2.0	1.4	0.7	0.6	0.3	100.0	
Mississippi	*	*	0.1	0.2	0.3	0.5	0.6	0.8	0.7	1.1	1.0	1.6	1.2	2.3	2.1	3.2	3.2	5.2	4.7	7.2	6.2	9.0	6.9	9.2	6.6	7.5	5.1	5.3	2.9	3.0	2.3	100.0		
Missouri	*	0.1	0.1	0.2	0.3	0.2	0.5	0.7	1.1	1.2	1.9	2.0	2.9	3.4	4.6	5.1	5.6	6.6	6.8	7.2	6.8	6.9	6.5	6.2	5.0	4.8	3.0	2.9	1.8	1.2	1.5	100.0		
Illinois	-	-	-	-	-	1.2	-	3.6	-	2.4	-	2.4	1.2	2.4	7.2	2.4	11.8	7.2	20.0	9.5	7.2	8.3	4.8	1.2	1.2	3.6	1.2	1.2	-	-	-	-	100.0	
Kentucky	-	1.2	-	-	-	1.2	-	1.7	4.0	1.7	1.2	0.6	2.3	1.7	2.3	1.7	4.6	2.9	8.6	12.6	13.3	8.6	6.9	5.7	4.0	4.0	4.6	2.3	2.3	-	-	-	100.0	
Arizona	0.2	0.2	0.4	0.3	0.9	0.7	1.3	1.4	1.8	1.7	2.3	2.3	2.8	2.5	3.2	3.2	3.9	3.3	3.9	3.7	5.3	7.2	7.0	8.3	6.9	6.9	4.8	4.1	2.1	1.3	0.8	100.0		
California	*	0.1	0.1	0.3	0.5	0.6	1.0	1.3	1.5	1.7	2.3	2.5	3.4	3.7	5.2	6.2	8.0	8.8	10.9	10.0	10.3	7.7	5.4	2.9	2.0	1.2	1.1	0.6	0.4	0.2	0.1	*	100.0	
New Mexico	2.9	1.2	2.8	2.3	3.5	2.8	4.4	3.3	4.0	3.3	4.9	4.0	6.1	4.6	6.7	6.5	8.8	6.6	6.8	5.0	4.1	2.4	1.4	0.8	0.5	0.2	0.1	*	*	*	-	100.0		
Nevada	6.9	3.4	2.1	2.6	9.4	12.0	12.0	9.0	11.7	12.5	9.0	3.0	2.1	1.3	3.0	-	-	-	-	-	-	-	-	-	-	-	-	-	-	-	-	-	100.0	
United States	0.3	0.2	0.3	0.4	0.7	0.8	1.4	1.5	2.0	1.8	2.7	2.5	3.8	3.1	4.9	4.3	6.4	5.7	7.8	6.1	7.8	5.5	6.5	4.2	5.0	3.2	3.6	2.1	2.2	1.1	1.1	1.0	100.0	

* Less than 0.05 percent.

Table 7. -- Preparation, grade reduction, and wasty upland cotton ginned in the United States, by States, 1964-65

State	Preparation			Total	Grade Reductions <u>1/</u>	Wasty <u>2/</u>
	Normal	Rough Preparation				
		Prep. 3 and 4	Gin Cut			
	Bales	Bales	Bales	Bales	Bales	Bales
Alabama	885,658	1,795	9	887,462	45,758	-
Arizona	739,353	9	9	739,371	82,175	14,344
Arkansas	1,582,032	1,137	-	1,583,169	68,996	2,224
California	1,784,695	1,811	41	1,786,547	109,020	6,866
Florida	13,546	9	-	13,555	1,497	-
Georgia	615,454	1,387	10	616,851	51,905	31
Illinois	1,955	-	-	1,955	17	-
Kentucky	4,493	-	-	4,493	110	8
Louisiana	587,037	868	-	587,905	36,311	1,821
Mississippi	2,214,766	8,455	-	2,223,221	60,847	552
Missouri	418,375	713	-	419,088	13,976	354
Nevada	5,045	-	-	5,045	237	342
New Mexico	220,987	80	-	221,067	8,888	14,144
North Carolina	388,001	216	10	388,227	26,640	-
Oklahoma	277,208	857	-	278,065	11,940	6,583
South Carolina	564,115	681	-	564,796	28,861	-
Tennessee	665,456	235	-	665,691	16,132	1,259
Texas	4,021,341	11,546	23	4,032,910	105,753	74,829
Virginia	11,459	18	-	11,477	-	-
United States	15,000,976	29,817	102	15,030,895	669,063	123,357

1/ Cotton reduced in grade for reasons other than preparation.

2/ Cotton that has a weak, irregular, or immature staple.

Table 8. -- Grade reductions, by specified causes, of upland cotton ginned
in the United States, by States, 1964-65

State	Cause of Reduction										Total
	Grass	Bark	Spindle Twist	Motes	Seed and Hulls	Stems	Sand and Dust	Oil	Strings and Bagging	Plastic Mulch	
	<u>Bales</u>	<u>Bales</u>	<u>Bales</u>	<u>Bales</u>	<u>Bales</u>	<u>Bales</u>	<u>Bales</u>	<u>Bales</u>	<u>Bales</u>	<u>Bales</u>	<u>Bales</u>
Alabama	44,668	1,003	11	-	31	-	-	35	10	-	45,758
Arizona	13,129	67,532	686	-	372	39	345	22	11	39	82,175
Arkansas	59,677	7,884	52	231	269	685	-	165	33	-	68,996
California	58,108	44,149	2,459	-	4,149	11	-	144	-	-	109,020
Florida	1,467	30	-	-	-	-	-	-	-	-	1,497
Georgia	50,416	1,448	21	-	20	-	-	-	-	-	51,905
Illinois	17	-	-	-	-	-	-	-	-	-	17
Kentucky	110	-	-	-	-	-	-	-	-	-	110
Louisiana	31,998	4,313	-	-	-	-	-	-	-	-	36,311
Mississippi	58,763	1,744	53	180	12	46	8	41	-	-	60,847
Missouri	12,760	1,169	24	-	-	-	-	23	-	-	13,976
Nevada	62	175	-	-	-	-	-	-	-	-	237
New Mexico	382	8,063	344	-	43	-	56	-	-	-	8,888
North Carolina	25,342	57	-	1,241	-	-	-	-	-	-	26,640
Oklahoma	1,184	10,396	-	-	51	83	216	10	-	-	11,940
South Carolina	26,960	1,787	72	-	-	-	-	26	16	-	28,861
Tennessee	12,123	3,966	-	20	-	-	-	23	-	-	16,132
Texas	13,762	90,059	880	75	446	151	67	313	-	-	105,753
Virginia	-	-	-	-	-	-	-	-	-	-	-
United States	410,928	243,775	4,602	1,747	5,393	1,015	692	802	70	39	669,063

Table 9. -- Tenderability of upland cotton ginned, by States, 1964-65

State	Tenderable <u>1/</u>		Untenderable		Total crop <u>2/</u>	
	Bales	Pct.	Bales	Pct.	Bales	Pct.
Alabama	664,089	74.8	223,373	25.2	887,462	100.0
Arizona	420,510	56.9	318,861	43.1	739,371	100.0
Arkansas	1,268,601	80.1	314,568	19.9	1,583,169	100.0
California	1,519,169	85.0	267,378	15.0	1,786,547	100.0
Florida	7,829	57.8	5,726	42.2	13,555	100.0
Georgia	352,226	57.1	264,625	42.9	616,851	100.0
Illinois	1,245	63.7	710	36.3	1,955	100.0
Kentucky	3,719	82.8	774	17.2	4,493	100.0
Louisiana	398,950	67.9	188,955	32.1	587,905	100.0
Mississippi	1,843,202	82.9	380,019	17.1	2,223,221	100.0
Missouri	341,190	81.4	77,898	18.6	419,088	100.0
Nevada	4,510	89.4	535	10.6	5,045	100.0
New Mexico	176,836	80.0	44,231	20.0	221,067	100.0
North Carolina	266,966	68.8	121,261	31.2	388,227	100.0
Oklahoma	37,939	13.6	240,126	86.4	278,065	100.0
South Carolina	386,002	68.3	178,794	31.7	564,796	100.0
Tennessee	527,207	79.2	138,484	20.8	665,691	100.0
Texas	1,927,192	47.8	2,105,718	52.2	4,032,910	100.0
Virginia	5,463	47.6	6,014	52.4	11,477	100.0
All States	10,152,845	67.5	4,878,050	32.5	15,030,895	100.0

1/ Tenderable with respect to grade and staple in settlement of futures contracts.

2/ As reported by the Bureau of the Census, running bales.

Table 10. -- Tenderability of upland cotton ginned in the United States, 1948-1964

Year	Tenderable <u>1/</u>		Untenderable		Total crop <u>2/</u>	
	Bales	Pct.	Bales	Pct.	Bales	Pct.
1948	11,719,213	80.4	2,857,601	19.6	14,576,814	100.0
1949	11,791,158	74.1	4,113,544	25.9	15,904,702	100.0
1950	7,234,459	73.5	2,611,224	26.5	9,845,683	100.0
1951	10,793,023	71.8	4,232,480	28.2	15,025,503	100.0
1952	10,982,423	73.9	3,875,742	26.1	14,858,165	100.0
1953	13,691,670	84.2	2,560,929	15.8	16,252,599	100.0
1954	11,506,960	84.8	2,070,033	15.2	13,576,993	100.0
1955	11,106,760	76.6	3,393,764	23.4	14,500,524	100.0
1956	10,609,930	81.0	2,492,207	19.0	13,102,137	100.0
1957	6,859,873	63.5	3,940,845	36.5	10,800,718	100.0
1958	9,768,742	86.0	1,584,723	14.0	11,353,465	100.0
1959	11,401,025	78.9	3,044,992	21.1	14,446,017	100.0
1960	10,050,977	70.8	4,148,110	29.2	14,199,087	100.0
1961	11,655,270	81.7	2,608,095	18.3	14,263,365	100.0
1962	11,373,949	77.1	3,380,447	22.9	14,754,396	100.0
1963	12,395,120	81.9	2,733,655	18.1	15,128,775	100.0
1964	10,152,845	67.5	4,878,050	32.5	15,030,895	100.0

1/ Tenderable with respect to grade and staple in settlement of futures contracts.

2/ As reported by the Bureau of the Census, running bales.

Table 11. -- Grade and staple of upland cotton ginned in Alabama, 1964-65

Grade	13/16 inch and shorter		7/8 inch		29/32 inch		15/16 inch		31/32 inch		1 inch		1-1/32 inches		1-1/16 inches		1-3/32 inches		1-1/8 inches		1-5/32 inches		1-3/16 inches		1-7/32 inches		1-1/4 inches and longer		All staples		
	Bales	Percent	Bales	Percent	Bales	Percent	Bales	Percent	Bales	Percent	Bales	Percent	Bales	Percent	Bales	Percent	Bales	Percent	Bales	Percent	Bales	Percent	Bales	Percent	Bales	Percent	Bales	Percent	Bales	Percent	
White:																															
G.M.	-	-	-	-	-	-	-	-	31	104	164	42	207	42	207	-	-	-	-	-	-	-	-	-	-	-	-	546	0.1		
S.M.	-	-	-	-	-	-	10	2,457	20,792	2,457	20,792	26,098	999	18	18	-	-	-	-	-	-	-	-	-	-	-	90,564	5.7			
M.	-	-	-	-	-	-	-	-	31	1,211	2,266	144	144	-	-	-	-	-	-	-	-	-	-	-	-	-	3,672	0.4			
S.L.M.	-	-	-	-	-	-	42	337	10,043	68,601	67,525	2,704	171	-	-	-	-	-	-	-	-	-	-	-	-	-	169,423	19.1			
S.L.M.+	-	-	-	-	-	-	-	-	20	485	7,865	193	6,210	-	-	-	-	-	-	-	-	-	-	-	-	-	14,753	1.7			
S.L.M.	-	-	-	-	-	-	9	1,014	28,862	189,152	60,851	1,312	61	-	-	-	-	-	-	-	-	-	-	-	-	-	281,439	31.9			
L.M.+	-	-	-	-	-	-	10	86	3,103	26,543	10,217	168	20	-	-	-	-	-	-	-	-	-	-	-	-	-	40,149	4.5			
L.M.	-	-	-	-	-	-	27	232	1,492	22,838	76,772	349	21	-	-	-	-	-	-	-	-	-	-	-	-	-	123,362	13.9			
S.O.O.+	-	-	-	-	-	-	-	-	11	299	2,093	19	-	-	-	-	-	-	-	-	-	-	-	-	-	-	3,653	0.4			
S.O.O.	-	-	-	-	-	-	137	701	4,862	10,735	2,410	72	10	-	-	-	-	-	-	-	-	-	-	-	-	-	18,927	2.1			
G.O.+	-	-	-	-	-	-	-	-	-	-	-	-	-	-	-	-	-	-	-	-	-	-	-	-	-	-	40	-			
G.O.	-	-	-	-	-	-	140	198	969	1,084	146	-	-	-	-	-	-	-	-	-	-	-	-	-	-	-	2,557	0.3			
Total	-	-	-	-	-	-	36	749	4,062	74,063	425,012	198,822	6,002	301	-	-	-	-	-	-	-	-	-	-	-	-	709,087	80.1			
Light Spotted:																															
G.M.	-	-	-	-	-	-	-	-	-	-	32	10	-	-	-	-	-	-	-	-	-	-	-	-	-	-	42	-			
S.M.	-	-	-	-	-	-	10	61	477	2,635	1,149	19	-	-	-	-	-	-	-	-	-	-	-	-	-	-	4,351	0.5			
M.	-	-	-	-	-	-	9	90	605	35,686	9,412	246	28	-	-	-	-	-	-	-	-	-	-	-	-	-	54,161	6.1			
S.L.M.	-	-	-	-	-	-	10	61	478	1,391	16,842	46,562	8,041	184	-	-	-	-	-	-	-	-	-	-	-	-	73,669	8.3			
L.M.	-	-	-	-	-	-	10	154	910	7,672	14,044	2,838	9	-	-	-	-	-	-	-	-	-	-	-	-	-	25,748	2.9			
Total	-	-	-	-	-	-	10	60	732	2,967	33,076	99,059	21,450	557	-	-	-	-	-	-	-	-	-	-	-	-	157,968	17.8			
Spotted:																															
G.M.	-	-	-	-	-	-	-	-	-	-	-	-	-	-	-	-	-	-	-	-	-	-	-	-	-	-	-	-			
S.M.	-	-	-	-	-	-	-	-	-	-	114	19	-	-	-	-	-	-	-	-	-	-	-	-	-	-	-	-	-		
M.	-	-	-	-	-	-	-	-	-	-	641	208	10	-	-	-	-	-	-	-	-	-	-	-	-	-	-	1,781	0.2		
S.L.M.	-	-	-	-	-	-	-	-	-	-	1,075	246	-	-	-	-	-	-	-	-	-	-	-	-	-	-	2,492	0.3			
L.M.	-	-	-	-	-	-	-	-	-	-	903	180	-	-	-	-	-	-	-	-	-	-	-	-	-	-	2,470	0.3			
Total	-	-	-	-	-	-	-	-	-	-	2,933	653	10	-	-	-	-	-	-	-	-	-	-	-	-	-	6,906	0.8			
Tinged:																															
G.M.	-	-	-	-	-	-	-	-	-	-	-	-	-	-	-	-	-	-	-	-	-	-	-	-	-	-	-	-			
S.M.	-	-	-	-	-	-	-	-	-	-	-	-	-	-	-	-	-	-	-	-	-	-	-	-	-	-	-	-			
M.	-	-	-	-	-	-	-	-	-	-	-	-	-	-	-	-	-	-	-	-	-	-	-	-	-	-	-	-			
S.L.M.	-	-	-	-	-	-	-	-	-	-	-	-	-	-	-	-	-	-	-	-	-	-	-	-	-	-	-	-			
L.M.	-	-	-	-	-	-	-	-	-	-	-	-	-	-	-	-	-	-	-	-	-	-	-	-	-	-	-	-			
Total	-	-	-	-	-	-	-	-	-	-	-	-	-	-	-	-	-	-	-	-	-	-	-	-	-	-	-	-			
Light Gray:																															
G.M.	-	-	-	-	-	-	-	-	-	-	31	10	-	-	-	-	-	-	-	-	-	-	-	-	-	-	-	41	-		
S.M.	-	-	-	-	-	-	-	-	-	-	1,853	326	-	-	-	-	-	-	-	-	-	-	-	-	-	-	3,083	0.3			
M.	-	-	-	-	-	-	-	-	-	-	2,112	2,893	10	-	-	-	-	-	-	-	-	-	-	-	-	-	5,440	0.6			
S.L.M.	-	-	-	-	-	-	-	-	-	-	315	199	-	-	-	-	-	-	-	-	-	-	-	-	-	-	848	0.1			
Total	-	-	-	-	-	-	-	-	-	-	3,272	4,976	10	-	-	-	-	-	-	-	-	-	-	-	-	-	9,412	1.0			
Gray:																															
G.M.	-	-	-	-	-	-	-	-	-	-	-	-	-	-	-	-	-	-	-	-	-	-	-	-	-	-	-	-			
S.M.	-	-	-	-	-	-	-	-	-	-	49	124	-	-	-	-	-	-	-	-	-	-	-	-	-	-	-	173	-		
M.	-	-	-	-	-	-	-	-	-	-	129	198	21	-	-	-	-	-	-	-	-	-	-	-	-	-	-	439	-		
S.L.M.	-	-	-	-	-	-	-	-	-	-	91	128	39	-	-	-	-	-	-	-	-	-	-	-	-	-	-	298	-		
Total	-	-	-	-	-	-	-	-	-	-	152	361	21	-	-	-	-	-	-	-	-	-	-	-	-	-	-	870	-		
Below Grade	-	-	-	-	-	-	-	-	-	-	1,045	1,233	178	-	-	-	-	-	-	-	-	-	-	-	-	-	-	3,099	0.3		
All grades	-	-	-	-	-	-	-	-	-	-	1,988	8,694	114,293	533,584	221,803	6,579	338	-	-	-	-	-	-	-	-	-	-	887,462	100.0		
All grades	-	-	-	-	-	-	-	-	-	-	60.2	25.0	0.7	-	-	-	-	-	-	-	-	-	-	-	-	-	-	100.0	-		

1/ As reported by the Bureau of the Census, running bales.
 * Less than 0.05 percent.

Percentage rough preparation..... 0.2
 Grade index..... 93.0
 Average staple..... 33.1

Table 14. -- Grade and staple of upland cotton ginned in California, 1964-65

Grade	13/16 inch and shorter	7/8 inch	29/32 inch	15/16 inch	31/32 inch	1 inch	1-1/32 inches	1-1/16 inches	1-3/32 inches	1-1/8 inches	1-5/32 inches	1-3/16 inches	1-7/32 inches	1-1/4 inches and longer	All staples	
	Bales	Bales	Bales	Bales	Bales	Bales	Bales	Bales	Bales	Bales	Bales	Bales	Bales	Bales	Bales	Percent
White:																
G.M.	-	-	-	-	-	-	136	1,190	299	11	-	-	-	-	1,636	0.1
S.M.	-	-	-	-	-	22	64,617	5,907	-	-	-	-	-	-	81,829	4.6
M.	-	-	-	-	-	-	93	1,464	182	-	-	-	-	-	2,449	0.1
S.L.M.+	-	-	-	-	-	376	18,787	566,200	637	-	-	-	22	721,394	40.2	3.8
S.L.M.	-	-	-	-	-	121	6,439	51,454	44	-	-	-	11	67,100	3.6	1.9
L.M.+	-	-	-	-	-	44	34,943	346,962	262	-	-	-	37	546,100	30.6	7.0
L.M.	-	-	-	-	-	309	3,077	7,958	8	-	-	-	-	34,121	1.9	1.6
S.O.O.+	-	-	-	-	-	11	517	10,748	168	-	-	-	-	124,976	7.0	0.1
S.O.O.	-	-	-	-	-	11	311	798	8	-	-	-	-	1,668	0.1	1.6
G.O.+	-	-	-	-	-	11	9,177	1,994	33	-	-	-	-	27,723	1.6	0.6
G.O.	-	-	-	-	-	19	11	11	-	-	-	-	-	41	-	-
Total	55	66	725	2,741	2,761	9,335	84,782	318,505	1,091,229	107,176	1,453	31	48	33	1,618,865	90.6
Light Spotted:																
G.M.	-	-	-	-	-	-	11	-	-	-	-	-	-	-	11	-
S.M.	-	-	-	-	-	22	1,412	892	554	96	-	-	-	-	3,066	0.2
M.	-	-	-	-	-	154	11,725	7,472	7,956	365	-	-	-	-	31,402	1.8
S.L.M.	-	-	-	-	-	154	1,056	4,516	6,845	661	21	11	12	12	33,107	1.9
L.M.	-	-	-	-	-	121	1,144	4,939	7,782	77	-	-	-	-	21,947	1.2
Total	132	132	1,296	6,149	5,692	10,114	25,492	39,048	16,332	1,199	21	11	12	12	89,553	5.1
Spotted:																
G.M.	-	-	-	-	-	-	11	-	-	-	-	-	-	-	11	-
S.M.	-	-	-	-	-	66	95	56	47	-	-	-	-	-	235	-
M.	-	-	-	-	-	319	1,962	690	100	-	-	-	-	-	4,317	0.2
S.L.M.	-	-	-	-	-	439	1,239	1,433	219	-	-	-	-	-	4,231	0.2
L.M.	-	-	-	-	-	406	2,393	931	193	-	-	-	-	-	6,960	0.4
Total	121	121	658	2,310	1,175	2,894	4,756	3,121	519	-	-	-	-	-	15,754	0.8
Tinged:																
G.M.	-	-	-	-	-	-	-	-	-	-	-	-	-	-	-	-
S.M.	-	-	-	-	-	-	-	-	-	-	-	-	-	-	-	-
M.	-	-	-	-	-	11	8	-	-	-	-	-	-	-	30	-
S.L.M.	-	-	-	-	-	50	143	28	11	-	-	-	-	-	254	-
L.M.	-	-	-	-	-	42	80	-	-	-	-	-	-	-	219	-
Total	33	33	11	11	64	103	231	28	22	-	-	-	-	-	503	-
Light Gray:																
G.M.	-	-	-	-	-	-	-	-	-	-	-	-	-	-	-	-
S.M.	-	-	-	-	-	88	630	6,496	10,123	142	-	-	-	-	17,490	1.0
M.	-	-	-	-	-	687	2,515	13,825	6,070	30	-	-	-	-	22,937	1.3
S.L.M.	-	-	-	-	-	11	144	5,222	832	-	-	-	-	-	9,608	0.5
Total	-	-	-	-	-	33	110	6,533	17,025	172	-	-	-	-	50,035	2.8
Gray:																
G.M.	-	-	-	-	-	-	-	-	-	-	-	-	-	-	-	-
S.M.	-	-	-	-	-	11	8	105	53	-	-	-	-	-	177	-
M.	-	-	-	-	-	47	468	812	140	-	-	-	-	-	1,467	0.1
S.L.M.	-	-	-	-	-	190	726	398	22	-	-	-	-	-	1,326	0.1
Total	-	-	-	-	-	248	1,202	1,305	215	-	-	-	-	-	2,970	0.2
Below Grade	11	286	582	1,122	271	1,619	4,144	790	11	11	-	-	-	-	8,847	0.5
All Grades	11	638	3,474	12,366	10,073	25,232	127,138	372,063	1,125,353	108,558	1,474	42	60	45	1,786,547	100.0
All grades	Percent	Percent	Percent	Percent	Percent	Percent	Percent	Percent	Percent	Percent	Percent	Percent	Percent	Percent	Percent	Percent
	0.2	0.7	0.6	1.4	7.1	20.8	63.0	6.1	0.1	0.1	0.1	0.1	0.1	0.1	100.0	100.0
As reported by the Bureau of the Census, running bales.																
Less than 0.05 percent.																
Grade Index..... 95.3																
Average staple..... 34.6																

Table 15. -- Grade and staple of upland cotton ginned in Florida, 1964-65

Grade	13/16 inch and shorter	7/8 inch	29/32 inch	15/16 inch	31/32 inch	1 inch	1-1/32 inches	1-1/16 inches	1-3/32 inches	1-1/8 inches	1-5/32 inches	1-3/16 inches	1-7/32 inches	1-1/4 inches and longer	All staples	
	Bales	Bales	Bales	Bales	Bales	Bales	Bales	Bales	Bales	Bales	Bales	Bales	Bales	Bales	Bales	Percent
White:																
G.M.	-	-	-	-	-	-	-	-	-	-	-	-	-	-	-	-
S.M.	-	-	-	-	-	-	11	-	-	-	-	-	-	-	11	0.1
M.+	-	-	-	-	-	-	-	-	-	-	-	-	-	-	-	-
M.	-	-	-	11	80	80	455	146	-	-	-	-	-	-	692	5.1
S.L.M.+	-	-	-	-	-	-	9	-	-	-	-	-	-	-	9	0.1
S.L.M.	-	-	-	33	874	874	2,757	175	20	-	-	-	-	-	3,659	28.5
L.M.+	-	-	-	-	42	42	225	-	-	-	-	-	-	-	267	2.0
L.M.	-	-	11	44	1,311	1,311	2,079	104	-	-	-	-	-	-	3,549	26.2
S.G.O.+	-	-	-	-	-	346	178	20	-	-	-	-	-	-	572	4.2
S.G.O.	-	-	-	28	-	51	33	-	-	-	-	-	-	-	104	0.8
O.O.+	-	-	-	20	-	-	-	-	-	-	-	-	-	-	-	-
O.O.	-	-	-	-	-	-	-	-	-	-	-	-	-	-	-	-
Total	11	136	2,704	5,747	445	20	20	20	20	20	20	20	20	20	9,063	67.0
Light Spotted:																
G.M.	-	-	-	-	-	-	-	-	-	-	-	-	-	-	-	-
S.M.	-	-	-	-	-	-	33	-	-	-	-	-	-	-	33	0.2
M.	-	-	-	11	165	165	361	65	-	-	-	-	-	-	602	4.4
S.L.M.	-	-	-	55	622	622	1,061	70	-	-	-	-	-	-	1,808	13.3
L.M.	-	-	-	107	690	690	617	22	-	-	-	-	-	-	1,436	10.6
Total	-	173	1,477	2,072	157	-	-	-	-	-	-	-	-	-	3,879	28.5
Spotted:																
G.M.	-	-	-	-	-	-	-	-	-	-	-	-	-	-	-	-
S.M.	-	-	-	-	-	-	9	-	-	-	-	-	-	-	9	0.1
M.	-	-	-	56	61	61	11	-	-	-	-	-	-	-	72	0.5
S.L.M.	-	-	-	26	64	64	20	-	-	-	-	-	-	-	88	0.6
L.M.	-	-	-	39	29	29	20	-	-	-	-	-	-	-	88	0.6
Total	-	39	62	68	157	-	-	-	-	-	-	-	-	-	169	1.2
Light Gray:																
G.M.	-	-	-	-	-	-	-	-	-	-	-	-	-	-	-	-
S.M.	-	-	-	-	-	-	11	-	-	-	-	-	-	-	20	0.1
M.	-	-	-	56	61	61	11	-	-	-	-	-	-	-	130	1.0
S.L.M.	-	-	-	26	64	64	20	-	-	-	-	-	-	-	90	0.7
Total	-	93	136	11	-	-	-	-	-	-	-	-	-	-	240	1.8
Gray:																
G.M.	-	-	-	-	-	-	-	-	-	-	-	-	-	-	-	-
S.M.	-	-	-	-	-	-	22	-	-	-	-	-	-	-	22	0.2
M.	-	-	-	-	-	-	-	-	-	-	-	-	-	-	-	-
S.L.M.	-	-	-	-	-	-	22	-	-	-	-	-	-	-	22	0.2
Total	-	-	-	18	42	11	-	-	-	-	-	-	-	-	182	1.3
Below Grade	-	11	18	376	4,417	6,067	20	-	-	-	-	-	-	-	13,995	100.0
All grades	Percent	Percent	Percent	Percent	Percent	Percent	Percent	Percent	Percent	Percent	Percent	Percent	Percent	Percent	Percent	Percent
All grades	0.1	0.1	2.8	32.6	59.7	4.6	0.1	-	-	-	-	-	-	-	100.0	100.0
1/ As reported by the Bureau of the Census, running bales.																
															Percentage rough preparation.....	0.1
															Grade index.....	88.2
															Average staple.....	32.7

Table 17. -- Grade and staple of upland cotton ginned in Illinois, 1964-65

Grade	13/16 inch and shorter	7/8 inch	29/32 inch	15/16 inch	31/32 inch	1 inch	1-1/32 inches	1-1/16 inches	1-3/32 inches	1-1/8 inches	1-5/32 inches	1-3/16 inches	1-7/32 inches	1-1/4 inches and longer	All staples	
	Bales	Bales	Bales	Bales	Bales	Bales	Bales	Bales	Bales	Bales	Bales	Bales	Bales	Bales	Bales	Percent
White:																
G.M.	-	-	-	-	-	-	-	28	-	-	-	-	-	-	28	1.4
S.M.	-	-	-	-	-	-	-	264	11	-	-	-	-	-	329	16.8
M.	-	-	-	-	-	-	54	-	-	-	-	-	-	-	21	1.1
S.L.M.+	-	-	-	-	-	11	116	323	-	-	-	-	-	-	450	23.0
S.L.M.	-	-	-	-	-	-	49	43	-	-	-	-	-	-	92	4.7
L.M.+	-	-	-	-	6	-	60	226	-	-	-	-	-	-	292	14.9
L.M.	-	-	-	-	-	-	11	-	-	-	-	-	-	-	11	0.6
S.G.O.+	-	-	-	-	-	-	-	21	-	-	-	-	-	-	21	1.1
S.G.O.	-	-	-	-	-	-	-	-	-	-	-	-	-	-	-	-
O.O.+	-	-	-	-	-	-	-	-	-	-	-	-	-	-	-	-
O.O.	-	-	-	-	-	-	-	-	-	-	-	-	-	-	-	-
Total	-	-	-	6	11	290	926	11	-	-	-	-	-	-	1,244	63.6
Light Spotted:																
G.M.	-	-	-	-	-	-	-	18	-	-	-	-	-	-	29	1.5
S.M.	-	-	-	-	-	-	11	131	-	-	-	-	-	-	235	12.0
M.	-	-	-	-	-	6	127	72	-	-	-	-	-	-	205	10.5
S.L.M.	-	-	-	-	-	11	24	34	-	-	-	-	-	-	69	3.5
L.M.	-	-	-	-	-	17	266	255	-	-	-	-	-	-	538	27.5
Total	-	-	-	-	-	24	54	72	-	-	-	-	-	-	150	7.7
Spotted:																
G.M.	-	-	-	-	-	-	-	10	-	-	-	-	-	-	21	1.1
S.M.	-	-	-	-	-	11	13	45	-	-	-	-	-	-	69	3.5
M.	-	-	-	-	-	13	30	17	-	-	-	-	-	-	60	3.1
S.L.M.	-	-	-	-	-	-	-	-	-	-	-	-	-	-	-	-
L.M.	-	-	-	-	-	-	-	-	-	-	-	-	-	-	-	-
Total	-	-	-	-	-	24	54	72	-	-	-	-	-	-	150	7.7
Tinged:																
G.M.	-	-	-	-	-	-	-	11	-	-	-	-	-	-	11	0.6
S.M.	-	-	-	-	-	-	-	-	-	-	-	-	-	-	-	-
M.	-	-	-	-	-	-	-	-	-	-	-	-	-	-	-	-
S.L.M.	-	-	-	-	-	-	6	-	-	-	-	-	-	-	6	0.3
L.M.	-	-	-	-	-	-	-	-	-	-	-	-	-	-	-	-
Total	-	-	-	-	-	-	6	11	-	-	-	-	-	-	17	0.9
Light Gray:																
G.M.	-	-	-	-	-	-	-	-	-	-	-	-	-	-	-	-
S.M.	-	-	-	-	-	-	-	-	-	-	-	-	-	-	-	-
M.	-	-	-	-	-	-	-	-	-	-	-	-	-	-	-	-
S.L.M.	-	-	-	-	-	6	-	-	-	-	-	-	-	-	6	0.3
L.M.	-	-	-	-	-	-	-	-	-	-	-	-	-	-	-	-
Total	-	-	-	-	-	6	-	-	-	-	-	-	-	-	6	0.3
All grades	-	-	-	12	52	616	1,264	11	-	-	-	-	-	-	1,955	100.0
Percent	-	-	-	0.6	2.7	31.5	64.6	0.6	-	-	-	-	-	-	100.0	-
All grades	-	-	-	-	-	-	-	-	-	-	-	-	-	-	-	0
Percent	-	-	-	-	-	-	-	-	-	-	-	-	-	-	-	92.4
As reported by the Bureau of the Census, running bales.																
Percentage rough preparation.....																
Grade index.....																
Average staple.....																

Table 24. -- Grade and staple of upland cotton ginned in North Carolina, 1964-65

Grade	13/16 inch and shorter	7/8 inch	29/32 inch	15/16 inch	31/32 inch	1 inch	1-1/32 inches	1-1/16 inches	1-3/32 inches	1-1/8 inches	1-5/32 inches	1-3/16 inches	1-7/32 inches	1-1/4 inches and longer	All staples		
	Bales	Bales	Bales	Bales	Bales	Bales	Bales	Bales	Bales	Bales	Bales	Bales	Bales	Bales		Bales	Percent
White:																	
G.M.	-	-	-	-	-	-	-	-	-	-	-	-	-	-	-	1,259	0.3
S.M.	-	-	-	-	-	-	102	1,032	125	-	-	-	-	-	-	29	9.5
M.	-	-	-	-	-	99	5,732	28,851	2,111	-	-	-	-	-	-	36,793	23.4
S.L.M.+	-	-	-	-	-	19	566	1,991	45	-	-	-	-	-	-	90,672	1.9
S.L.M.	-	-	-	-	10	1,705	46,840	39,272	823	22	-	-	-	-	-	137,641	0.7
L.M.+	-	-	-	-	-	263	3,677	3,382	64	-	-	-	-	-	-	25,783	6.6
L.M.	-	-	-	-	17	3,854	105,781	27,883	106	-	-	-	-	-	-	101	0.6
S.G.O.+	-	-	-	-	-	82	2,490	308	12	-	-	-	-	-	-	2,382	79.0
S.G.O.	-	-	-	-	10	1,655	21,189	2,906	23	-	-	-	-	-	-	307,179	0.1
G.O.+	-	-	-	-	-	19	82	-	-	-	-	-	-	-	-	-	-
G.O.	-	-	-	-	13	334	1,888	147	-	-	-	-	-	-	-	-	-
Total	-	-	-	-	50	8,050	190,347	105,401	3,309	22	-	-	-	-	-	307,179	79.0
Light Spotted:																	
G.M.	-	-	-	-	-	-	-	-	-	-	-	-	-	-	-	-	-
S.M.	-	-	-	-	-	10	65	19	-	-	-	-	-	-	-	114	1.4
M.	-	-	-	-	-	269	3,316	1,640	45	-	-	-	-	-	-	5,270	4.5
S.L.M.	-	-	-	-	36	987	11,589	4,814	54	12	-	-	-	-	-	17,492	3.6
L.M.	-	-	-	-	66	1,525	10,615	1,951	10	-	-	-	-	-	-	13,957	9.5
Total	-	-	-	-	102	2,791	25,405	8,424	109	12	-	-	-	-	-	36,843	0.8
Spotted:																	
G.M.	-	-	-	-	-	-	-	-	-	-	-	-	-	-	-	-	-
S.M.	-	-	-	-	-	-	11	-	-	-	-	-	-	-	-	11	0.1
M.	-	-	-	-	-	11	189	8	-	-	-	-	-	-	-	790	0.2
S.L.M.	-	-	-	-	-	44	628	118	-	-	-	-	-	-	-	1,839	0.5
L.M.	-	-	-	-	11	37	723	964	10	-	-	-	-	-	-	2,848	0.1
Total	-	-	-	-	11	37	778	1,792	10	-	-	-	-	-	-	2,848	0.1
Tinged:																	
G.M.	-	-	-	-	-	-	-	-	-	-	-	-	-	-	-	-	-
S.M.	-	-	-	-	-	-	11	568	55	-	-	-	-	-	-	11	0.2
M.	-	-	-	-	-	71	30,941	2,265	-	-	-	-	-	-	-	694	9.1
S.L.M.	-	-	-	-	10	2,047	30,941	2,265	-	-	-	-	-	-	-	3,176	0.8
L.M.	-	-	-	-	18	42	506	121	-	-	-	-	-	-	-	39,144	10.1
Total	-	-	-	-	18	52	2,624	34,009	2,441	-	-	-	-	-	-	39,144	10.1
Gray:																	
G.M.	-	-	-	-	-	-	7	-	-	-	-	-	-	-	-	7	0.3
S.M.	-	-	-	-	-	17	86	10	-	-	-	-	-	-	-	103	0.3
M.	-	-	-	-	18	70	340	776	10	-	-	-	-	-	-	1,214	0.1
S.L.M.	-	-	-	-	-	45	172	-	-	-	-	-	-	-	-	217	0.4
Total	-	-	-	-	18	70	402	1,041	10	-	-	-	-	-	-	1,541	0.1
Below Grade	-	-	-	-	10	22	208	167	10	-	-	-	-	-	-	417	0.1
All grades	-	-	-	-	11	113	372	14,947	252,616	116,506	3,428	34	-	-	-	388,227	100.0
All grades	-	-	-	-	-	-	-	65.1	30.0	0.9	-	-	-	-	-	100.0	-
As reported by the Bureau of the Census, running bales.																	
Less than 0.05 percent.																	
Percentage rough preparation..... 0.1																	
Grade index..... 86.8																	
Average staple..... 33.3																	

Table 28. -- Grade and staple of upland cotton ginned in Texas, 1964-65

Grade	13/16 inch and shorter		7/8 inch		29/32 inch		15/16 inch		31/32 inch		1 inch		1-1/32 inches		1-1/16 inches		1-3/32 inches		1-1/8 inches		1-5/32 inches		1-3/16 inches		1-7/32 inches		1-1/4 inches and longer		All staples						
	Bales	Percent	Bales	Percent	Bales	Percent	Bales	Percent	Bales	Percent	Bales	Percent	Bales	Percent	Bales	Percent	Bales	Percent	Bales	Percent	Bales	Percent	Bales	Percent	Bales	Percent	Bales	Percent	Bales	Percent					
White:																																			
G.M.	50	298	1,428	6,000	5,146	7,453	15,988	8,677	176	133	159	356	89	83	59,109	1.5																			
S.M.	17	4,054	26,768	90,189	60,080	52,817	92,432	44,785	7,040	18,815	3,673	8,559	89	23	2,977	0.1																			
M.	12	90	868	5,608	3,857	3,010	5,261	6,366	1,090	1,293	1,304	2,981	147	30	421,725	10.5																			
S.L.M.	499	9,186	102,771	480,441	153,856	84,612	130,087	64,564	10,697	14,031	6,125	18,615	53	11	1,058,988	26.4																			
L.M.	33	813	13,656	67,735	17,025	4,849	4,389	5,374	869	561	780	231	59		115,490	2.9																			
L.M.	106	2,959	35,676	129,511	29,634	15,317	15,388	10,598	2,237	2,237	2,237	2,237	20		242,696	6.0																			
S.O.	80	1,063	4,575	12,756	3,766	2,949	1,296	1,261	521	95					8,605	0.2																			
S.O.	22	274	1,656	3,019	993	969	332	456	195	32					527	0.1																			
Total	1,063	18,861	180,767	800,538	276,087	172,776	266,243	143,391	24,864	39,607	43,017	348	64	630	1,976,256	49.2																			
Light Spotted:																																			
G.M.	385	2,708	8,717	14,812	5,980	4,692	3,771	795	249	546	592	11			43,247	1.1																			
S.M.	7,802	83,456	189,698	287,204	84,702	47,205	44,996	16,714	3,223	4,958	4,174	21			774,172	19.2																			
M.	7,856	103,145	193,303	263,994	61,634	41,572	42,429	18,721	2,397	1,745	1,745	77			737,826	18.3																			
S.L.M.	3,317	32,972	32,725	38,276	10,165	8,748	7,378	4,846	926	155	40				139,570	3.5																			
Total	19,360	222,281	424,443	604,286	162,481	102,217	98,574	41,087	6,795	7,404	5,759	116	20	9	1,694,832	42.1																			
Spotted:																																			
G.M.	286	816	1,073	1,063	473	264	71	31							10																				
S.M.	12,816	39,676	38,160	22,494	2,364	1,381	886	441	141	48	114	13			4,121	0.1																			
M.	9,594	46,697	50,336	28,363	3,195	1,923	1,574	820	91	56					118,721	2.9																			
S.L.M.	2,367	11,149	9,053	7,339	1,634	1,076	713	423	53	18					142,509	3.5																			
Total	25,063	98,538	98,622	59,279	7,626	4,664	3,244	1,715	285	133	127				33,823	0.8																			
Tinged:																																			
G.M.	10	38	20	29																															
S.M.	129	999	2,590	1,667	118	75																													
M.	377	3,804	5,782	1,947	139	92	37																												
S.L.M.	227	2,140	1,343	518	140	30	20																												
Total	743	6,981	9,735	4,161	397	197	57	20							299,286	7.3																			
Stained:																																			
G.M.																																			
S.M.																																			
M.	51	264	1,036	161	8	10																													
Total	51	274	1,036	161	8	10									1,530																				
Light Gray:																																			
G.M.				7		10																													
S.M.	9	223	596	401	1,153	1,441	192	90	151	46																									
M.	133	587	1,273	876	1,884	2,526	619	188	33																										
S.L.M.		118	222	626	323	607	616	218	29	10	11																								
Total	260	1,032	2,502	1,604	3,654	4,585	1,052	317	204	67					15,277	0.4																			
Gray:																																			
G.M.																																			
S.M.	18	111	226	418	219	266	308	41	11																										
M.	10	141	94	486	238	215	71	30	11																										
S.L.M.																																			
Total	28	262	333	1,034	503	489	401	83	11						3,185																				
Below Grade:	812	4,469	4,114	4,769	2,053	2,399	1,010	589	58						20,273	0.5																			
All grades	47,120	351,926	728,082	1,476,730	450,799	286,396	374,114	187,937	32,330	47,359	48,970	464	84	639	4,032,910	100.0																			
All grades	1.1	8.7	18.1	36.6	11.2	7.1	9.3	4.7	0.8	1.2	1.2				100.0																				

1/ As reported by the Bureau of the Census, running bales.
 * Less than 0.05 percent.

Percentage rough preparation.... 0.3
 Grade index..... 92.3
 Average staple..... 30.5

Table 29. --- Grade and staple of upland cotton ginned in Virginia, 1964-65

Grade	13/16 inch and shorter		7/8 inch		29/32 inch		15/16 inch		31/32 inch		1 inch		1-1/32 inches		1-1/8 inches		1-5/32 inches		1-3/16 inches		1-7/32 inches		1-1/4 inches and longer		All staples		
	Bales	Percent	Bales	Percent	Bales	Percent	Bales	Percent	Bales	Percent	Bales	Percent	Bales	Percent	Bales	Percent	Bales	Percent	Bales	Percent	Bales	Percent	Bales	Percent	Bales	Percent	
White:																											
G.M.	-	-	-	-	-	-	-	-	-	-	-	-	-	-	-	-	-	-	-	-	-	-	-	-	-	-	-
S.M.	-	-	-	-	-	-	-	-	-	-	-	-	-	-	-	-	-	-	-	-	-	-	-	-	-	-	-
M.+	-	-	-	-	-	-	-	-	-	-	-	-	-	-	-	-	-	-	-	-	-	-	-	-	-	-	-
M.	-	-	-	-	-	-	-	-	-	-	-	-	-	-	-	-	-	-	-	-	-	-	-	-	-	-	-
S.L.M.+	-	-	-	-	-	-	-	-	-	-	-	-	-	-	-	-	-	-	-	-	-	-	-	-	-	-	-
S.L.M.	-	-	-	-	-	-	-	-	-	-	-	-	-	-	-	-	-	-	-	-	-	-	-	-	-	-	-
L.N.+	-	-	-	-	-	-	-	-	-	-	-	-	-	-	-	-	-	-	-	-	-	-	-	-	-	-	-
L.N.	-	-	-	-	-	-	-	-	-	-	-	-	-	-	-	-	-	-	-	-	-	-	-	-	-	-	-
S.G.O.+	-	-	-	-	-	-	-	-	-	-	-	-	-	-	-	-	-	-	-	-	-	-	-	-	-	-	-
S.G.O.	-	-	-	-	-	-	-	-	-	-	-	-	-	-	-	-	-	-	-	-	-	-	-	-	-	-	-
G.O.+	-	-	-	-	-	-	-	-	-	-	-	-	-	-	-	-	-	-	-	-	-	-	-	-	-	-	-
G.O.	-	-	-	-	-	-	-	-	-	-	-	-	-	-	-	-	-	-	-	-	-	-	-	-	-	-	-
Total	-	-	-	-	-	-	-	-	-	-	-	-	-	-	-	-	-	-	-	-	-	-	-	-	-	-	-
Light Spotted:																											
G.M.	-	-	-	-	-	-	-	-	-	-	-	-	-	-	-	-	-	-	-	-	-	-	-	-	-	-	-
S.M.	-	-	-	-	-	-	-	-	-	-	-	-	-	-	-	-	-	-	-	-	-	-	-	-	-	-	-
M.	-	-	-	-	-	-	-	-	-	-	-	-	-	-	-	-	-	-	-	-	-	-	-	-	-	-	-
S.L.M.	-	-	-	-	-	-	-	-	-	-	-	-	-	-	-	-	-	-	-	-	-	-	-	-	-	-	-
L.N.	-	-	-	-	-	-	-	-	-	-	-	-	-	-	-	-	-	-	-	-	-	-	-	-	-	-	-
Total	-	-	-	-	-	-	-	-	-	-	-	-	-	-	-	-	-	-	-	-	-	-	-	-	-	-	-
Spotted:																											
G.M.	-	-	-	-	-	-	-	-	-	-	-	-	-	-	-	-	-	-	-	-	-	-	-	-	-	-	-
S.M.	-	-	-	-	-	-	-	-	-	-	-	-	-	-	-	-	-	-	-	-	-	-	-	-	-	-	-
M.	-	-	-	-	-	-	-	-	-	-	-	-	-	-	-	-	-	-	-	-	-	-	-	-	-	-	-
S.L.M.	-	-	-	-	-	-	-	-	-	-	-	-	-	-	-	-	-	-	-	-	-	-	-	-	-	-	-
L.N.	-	-	-	-	-	-	-	-	-	-	-	-	-	-	-	-	-	-	-	-	-	-	-	-	-	-	-
Total	-	-	-	-	-	-	-	-	-	-	-	-	-	-	-	-	-	-	-	-	-	-	-	-	-	-	-
Light Gray:																											
G.M.	-	-	-	-	-	-	-	-	-	-	-	-	-	-	-	-	-	-	-	-	-	-	-	-	-	-	-
S.M.	-	-	-	-	-	-	-	-	-	-	-	-	-	-	-	-	-	-	-	-	-	-	-	-	-	-	-
M.	-	-	-	-	-	-	-	-	-	-	-	-	-	-	-	-	-	-	-	-	-	-	-	-	-	-	-
S.L.M.	-	-	-	-	-	-	-	-	-	-	-	-	-	-	-	-	-	-	-	-	-	-	-	-	-	-	-
L.N.	-	-	-	-	-	-	-	-	-	-	-	-	-	-	-	-	-	-	-	-	-	-	-	-	-	-	-
Total	-	-	-	-	-	-	-	-	-	-	-	-	-	-	-	-	-	-	-	-	-	-	-	-	-	-	-
All grades	-	-	-	-	-	-	-	-	-	-	-	-	-	-	-	-	-	-	-	-	-	-	-	-	-	-	-
All grades	-	-	-	-	-	-	-	-	-	-	-	-	-	-	-	-	-	-	-	-	-	-	-	-	-	-	-

1/ As reported by the Bureau of the Census, running bales.
 Percentage rough preparation..... 0.2
 Grade index..... 89.4
 Average staple..... 33.4

Table 30. -- Grade and staple of upland cotton ginned, during specified periods, by States, 1964-65

ALABAMA							ARIZONA					
Grade and staple	Prior to Sept. 1	September	October	November	After Nov. 30	Total Crop	Prior to Sept. 1	September	October	November	After Nov. 30	Total Crop
Grade	Bales	Bales	Bales	Bales	Bales	Bales	Bales	Bales	Bales	Bales	Bales	Bales
White:												
G.M.	-	517	31	-	-	548	-	316	205	60	-	581
S.M.	2,266	46,362	1,764	172	-	50,564	502	3,125	4,419	1,913	379	10,338
M+.	30	3,353	289	-	-	3,672	-	59	140	128	9	336
M.	7,903	123,086	33,878	4,427	129	169,423	123	3,880	51,448	81,023	24,880	161,354
S.L.M+.	79	10,003	3,935	716	20	14,753	-	130	3,958	4,925	1,663	10,676
S.L.M.	5,858	82,328	142,357	48,664	2,232	281,439	42	2,618	56,942	107,609	39,290	206,501
L.M+.	71	6,967	20,521	12,300	290	40,149	-	9	949	2,766	2,069	5,813
L.M.	1,531	30,385	51,886	34,001	5,559	123,362	-	88	2,822	8,055	7,312	18,277
S.G.O+.	-	280	1,656	1,447	270	3,653	-	-	45	238	231	514
S.G.O.	257	4,944	5,993	5,195	2,538	18,927	-	-	390	1,078	5,421	6,889
G.O+.	-	-	21	9	10	40	-	-	-	-	10	10
G.O.	44	456	687	574	796	2,557	-	-	45	320	3,431	3,796
Total	18,039	308,681	263,018	107,505	11,844	709,087	667	10,225	121,363	208,115	84,715	425,085
Light Spotted:												
G.M.	-	42	-	-	-	42	-	-	-	-	-	-
S.M.	148	1,753	2,029	372	49	4,351	-	564	1,467	2,345	10,082	14,458
M.	1,865	12,725	30,787	7,940	844	54,161	394	3,743	30,142	34,740	53,196	122,215
S.L.M.	2,180	16,200	35,577	16,067	3,625	73,669	48	1,130	10,815	14,059	22,128	48,180
L.M.	747	9,331	7,524	5,224	2,919	25,745	-	138	1,195	3,373	22,794	27,500
Total	4,940	40,051	75,917	29,623	7,437	157,968	442	5,575	43,619	54,517	108,200	212,353
Spotted:												
G.M.	-	-	-	-	-	-	-	-	-	-	-	-
S.M.	-	83	71	9	-	163	-	109	68	421	3,378	3,976
M.	98	314	955	271	143	1,781	-	310	2,184	2,082	15,341	19,917
S.L.M.	62	527	704	438	761	2,492	-	264	1,639	1,100	11,965	14,968
L.M.	62	577	669	383	779	2,470	-	39	490	288	16,282	17,099
Total	222	1,501	2,399	1,101	1,683	6,906	-	722	4,381	3,891	46,966	55,960
Tinged:												
All grades . .	-	10	20	9	81	120	-	9	102	10	7,993	8,114
Stained:												
All grades . .	-	-	-	-	-	-	-	-	-	-	88	88
Light Gray:												
All grades . .	151	963	5,317	2,186	795	9,412	-	-	404	2,697	1,284	4,385
Gray:												
All grades . .	27	85	308	128	322	870	-	-	11	74	50	135
Below Grade . .	169	882	885	703	460	3,099	-	38	561	1,499	31,153	33,251
All grades . . .	23,548	352,173	347,864	141,255	22,622	887,462 1/	1,109	16,569	170,441	270,803	280,449	739,371 1/
Grade index. . .	95.2	95.9	92.0	89.6	84.1	93.0	100.0	97.7	95.8	95.3	87.1	92.4
Staple (inches)												
13/16 & shorter.	-	-	-	-	-	-	-	-	-	-	160	160
7/8.	-	-	10	-	-	10	-	-	-	-	1,579	1,579
29/32.	-	-	81	65	27	173	-	-	-	-	1,604	1,604
15/16.	27	114	761	498	588	1,988	-	10	10	20	14,688	14,728
31/32.	116	1,282	2,179	2,301	2,816	8,694	-	20	67	338	23,581	24,006
1.	1,993	31,621	43,128	27,040	10,511	114,293	105	89	596	3,143	45,532	49,465
1-1/32.	12,526	189,945	227,936	94,910	8,267	533,584	847	4,470	30,371	79,639	100,215	215,542
1-1/16.	8,016	124,657	72,642	16,075	413	221,803	157	10,496	110,239	162,305	80,592	363,789
1-3/32.	816	4,327	1,107	329	-	6,579	-	741	8,381	7,989	5,887	22,998
1-1/8.	54	227	20	37	-	338	-	201	7,577	10,376	5,731	23,885
1-5/32.	-	-	-	-	-	-	-	542	12,798	6,765	647	20,752
1-3/16.	-	-	-	-	-	-	-	-	402	216	123	741
1-7/32.	-	-	-	-	-	-	-	-	-	-	-	-
1-1/4 & longer .	-	-	-	-	-	-	-	-	-	-	12	122
All staples. . .	23,548	352,173	347,864	141,255	22,622	887,462 1/	1,109	16,569	170,441	270,803	280,449	739,371 1/
Average staple (32nd inches) .	33.3	33.3	33.1	32.9	32.2	33.1	33.0	33.9	34.2	33.9	32.9	33.6

1/ As reported by the Bureau of the Census, running bales.

Table 31. -- Grade and staple of upland cotton ginned, during specified periods, by States, 1964-65

ARKANSAS							CALIFORNIA					
Grade and staple	Prior to Sept. 1	September	October	November	After Nov. 30	Total Crop	Prior to Sept. 1	September	October	November	After Nov. 30	Total Crop
Grade	Bales	Bales	Bales	Bales	Bales	Bales	Bales	Bales	Bales	Bales	Bales	Bales
White:												
G.M.	-	32	-	-	-	32	-	27	1,499	110	-	1,636
S.M.	-	39,824	5,259	1,386	47	46,516	15	2,125	68,559	8,650	2,480	81,829
M+.	-	1,056	317	99	9	1,481	-	549	1,168	465	67	2,249
M.	-	119,402	168,781	38,730	911	327,824	-	5,225	507,709	161,261	47,199	721,394
S.L.M+.	-	4,910	15,803	4,652	121	25,486	-	323	41,469	22,505	2,803	67,100
S.L.M.	-	79,488	462,388	130,398	10,221	682,495	31	630	130,300	332,041	83,098	546,100
L.M+.	-	5,666	48,019	13,219	667	67,571	-	-	7,651	21,348	5,122	34,121
L.M.	-	8,824	78,788	48,586	22,883	159,081	-	54	12,815	65,781	46,326	124,976
S.G.O+.	-	145	4,354	2,160	425	7,084	-	-	458	287	923	1,668
S.G.O.	-	340	7,550	6,601	10,111	24,602	-	-	683	7,064	19,776	27,723
G.O+.	-	10	149	132	37	328	-	-	-	11	30	41
G.O.	-	10	594	970	2,198	3,772	-	-	53	1,567	8,428	10,048
Total	-	259,707	792,002	246,933	47,630	1,346,272	46	8,933	772,564	621,090	216,252	1,618,885
Light Spotted:												
G.M.	-	-	-	-	-	-	-	-	11	-	-	11
S.M.	-	1,087	1,100	604	9	2,800	31	75	304	533	2,143	3,086
M.	-	26,362	54,402	10,323	898	91,985	15	439	6,881	7,200	16,867	31,402
S.L.M.	-	13,973	48,755	16,155	7,219	86,102	-	251	4,415	8,827	19,614	33,107
L.M.	-	1,604	7,324	5,133	14,073	28,134	-	7	474	2,774	18,692	21,947
Total	-	43,026	111,581	32,215	22,199	209,021	46	772	12,085	19,334	57,316	89,553
Spotted:												
All grades . .	-	517	2,133	1,512	5,402	9,564	-	67	495	1,095	14,097	15,754
Tinged:												
All grades . .	-	-	11	25	254	290	-	-	-	33	470	503
Light Gray:												
All grades . .	-	382	3,074	2,808	4,667	10,931	-	-	827	34,653	14,555	50,035
Gray:												
All grades . .	-	22	91	156	877	1,146	-	-	-	1,478	1,492	2,970
Below Grade. . .												
	-	85	669	865	4,326	5,945	-	-	21	1,228	7,598	8,847
All grades . . .	-	303,739	909,561	284,514	85,355	1,583,169 1/	92	9,772	785,992	678,911	311,780	1,786,547 1/
Grade index. . .	-	97.3	93.8	92.0	82.8	93.5	98.8	99.9	98.7	94.2	89.2	95.3
Staple (Inches)												
13/16 & shorter.	-	-	-	-	-	-	-	-	-	-	11	11
7/8.	-	11	47	16	9	83	-	-	-	-	638	638
29/32.	-	10	116	112	18	256	-	-	-	-	3,474	3,474
15/16.	-	61	1,021	253	342	1,677	-	-	-	-	12,366	12,366
31/32.	-	250	2,927	418	1,240	4,835	-	-	-	22	10,051	10,073
1	-	4,663	29,829	6,444	18,146	59,082	-	7	10	777	24,438	25,232
1-1/32	-	53,330	242,821	71,165	49,360	416,676	62	230	2,910	25,703	98,233	127,138
1-1/16	-	196,448	540,509	177,407	15,830	930,194	30	2,742	48,843	176,187	144,281	372,083
1-3/32	-	46,560	89,107	27,451	373	163,491	-	6,674	674,078	426,963	17,638	1,125,393
1-1/8.	-	2,396	3,160	1,240	18	6,814	-	119	59,757	48,119	563	108,558
1-5/32	-	10	12	-	10	32	-	-	383	1,067	24	1,474
1-3/16	-	-	-	-	-	-	-	-	11	12	19	42
1-7/32	-	-	12	8	9	29	-	-	-	49	11	60
1-1/4 & longer .	-	-	-	-	-	-	-	-	-	12	33	45
All staples. . .	-	303,739	909,561	284,514	85,355	1,583,169 1/	92	9,772	785,992	678,911	311,780	1,786,547 1/
Average staple (32nd inches) .	-	34.0	33.8	33.8	32.9	33.8	33.3	34.7	35.0	34.7	33.3	34.6

1/ As reported by the Bureau of the Census, running bales.

Table 32. -- Grade and staple of upland cotton ginned, during specified periods, by States, 1954-55

FLORIDA							GEORGIA					
Grade and staple	Prior to Sept. 1	September	October	November	After Nov. 30	Total Crop	Prior to Sept. 1	September	October	November	After Nov. 30	Total Crop
Grade	Bales	Bales	Bales	Bales	Bales	Bales	Bales	Bales	Bales	Bales	Bales	Bales
White:												
G.M.	-	-	-	-	-	-	-	19	-	-	-	19
S.M.	-	11	-	-	-	11	996	6,268	419	219	17	7,919
M.+	-	-	-	-	-	-	20	171	11	17	-	219
M.	120	546	26	-	-	692	4,832	43,676	12,215	7,856	468	69,047
S.L.M.+	9	-	-	-	-	9	108	1,379	676	511	28	2,702
S.L.M.	397	2,587	728	147	-	3,859	2,234	62,633	50,423	25,400	2,686	143,376
L.M.+	-	142	113	12	-	267	148	3,873	3,834	1,792	232	9,879
L.M.	163	1,857	1,246	257	26	3,549	843	58,239	51,892	19,186	4,701	134,861
S.G.O.+	-	-	-	-	-	-	15	831	1,032	793	196	2,867
S.G.O.	52	207	165	98	50	572	225	11,587	8,902	4,794	2,252	27,760
G.O.+	-	-	-	-	-	-	-	10	-	35	28	73
G.O.	-	44	26	25	9	104	7	913	987	923	479	3,309
Total	741	5,394	2,304	539	85	9,063	9,428	189,599	130,391	61,526	11,087	402,031
Light Spotted:												
G.M.	-	-	-	-	-	-	-	-	-	-	-	-
S.M.	-	33	-	-	-	33	138	1,763	505	201	9	2,616
M.	189	306	95	12	-	602	2,729	17,979	14,184	4,578	1,088	40,558
S.L.M.	249	1,300	234	25	-	1,808	3,096	35,605	33,182	9,295	2,437	83,615
L.M.	103	906	321	98	8	1,436	1,591	26,431	23,915	8,136	3,477	63,550
Total	541	2,545	650	135	8	3,879	7,554	81,778	71,786	22,210	7,011	190,339
Spotted:												
All grades . .	17	88	52	12	-	169	634	2,742	3,482	1,126	2,501	10,485
Tinged:												
All grades . .	-	-	-	-	-	-	14	19	52	-	356	441
Light Gray:												
All grades . .	34	153	44	-	9	240	284	2,231	2,715	1,345	703	7,278
Gray:												
All grades . .	-	22	-	-	-	22	30	296	262	82	240	910
Below Grade . .												
	9	87	61	25	-	182	7	790	2,795	1,243	532	5,367
All grades . .	1,342	8,289	3,111	711	102	13,555 1/	17,951	277,455	211,483	87,532	22,430	616,851 1/
Grade index . .	90.7	89.0	86.5	83.8	78.9	88.2	93.3	90.4	88.3	88.8	83.9	89.3
Staple (Inches)												
13/16 & shorter .	-	-	-	-	-	-	-	-	11	-	11	22
7/8	-	-	-	-	-	-	-	-	32	9	9	50
29/32	-	11	-	-	-	11	-	-	75	36	152	263
15/16	9	-	9	-	-	18	24	80	1,634	786	747	3,271
31/32	8	242	103	25	-	378	334	1,078	8,358	2,284	2,809	14,863
1	291	2,303	1,326	404	93	4,417	2,573	26,561	34,339	13,907	7,827	85,207
1-1/32	888	5,296	1,612	282	9	8,087	7,422	171,124	132,831	57,663	10,076	379,116
1-1/16	146	426	52	-	-	624	5,576	73,938	32,818	12,601	778	125,711
1-3/32	-	11	9	-	-	20	1,923	4,070	1,325	237	21	7,576
1-1/8	-	-	-	-	-	-	89	539	60	9	-	697
1-5/32	-	-	-	-	-	-	10	65	-	-	-	75
1-3/16	-	-	-	-	-	-	-	-	-	-	-	-
1-7/32	-	-	-	-	-	-	-	-	-	-	-	-
1-1/4 & longer .	-	-	-	-	-	-	-	-	-	-	-	-
All staples . .	1,342	8,289	3,111	711	102	13,555 1/	17,951	277,455	211,483	87,532	22,430	616,851 1/
Average staple (32nd inches)	32.9	32.7	32.5	32.4	32.1	32.7	33.4	33.2	32.9	32.9	32.3	33.0

1/ As reported by the Bureau of the Census, running bales.

Table 33. -- Grade and staple of upland cotton ginned, during specified periods, by States, 1964-65

ILLINOIS							KENTUCKY					
Grade and staple	Prior to Sept. 1	September	October	November	After Nov. 30	Total Crop	Prior to Sept. 1	September	October	November	After Nov. 30	Total Crop
Grade	Bales	Bales	Bales	Bales	Bales	Bales	Bales	Bales	Bales	Bales	Bales	Bales
White:												
G.M.	-	-	-	-	-	-	-	-	-	-	-	-
S.M.	-	28	-	-	-	28	-	306	11	-	-	317
M.+	-	-	-	-	-	-	-	-	-	-	-	-
M.	-	61	268	-	-	329	-	837	662	41	-	1,540
S.L.M.+	-	-	21	-	-	21	-	30	21	-	-	51
S.L.M.	-	28	356	66	-	450	-	651	808	88	-	1,547
L.M.+	-	-	86	6	-	92	-	20	42	29	-	91
L.M.	-	44	236	12	-	292	-	49	158	35	-	242
S.G.O.+	-	-	11	-	-	11	-	-	-	-	-	-
S.G.O.	-	-	21	-	-	21	-	-	21	-	-	21
G.O.+	-	-	-	-	-	-	-	-	-	-	-	-
G.O.	-	-	-	-	-	-	-	-	-	6	-	6
Total	-	161	999	84	-	1,244	-	1,893	1,723	199	-	3,815
Light Spotted:												
G.M.	-	-	-	-	-	-	-	-	-	-	-	-
S.M.	-	-	11	18	-	29	-	-	-	-	-	-
M.	-	33	172	30	-	235	-	99	147	65	-	311
S.L.M.	-	11	107	73	14	205	-	59	116	18	13	206
L.M.	-	-	21	48	-	69	-	10	11	6	-	27
Total	-	44	311	169	14	538	-	168	274	89	13	544
Spotted:												
G.M.	-	-	-	-	-	-	-	-	-	-	-	-
S.M.	-	-	21	-	-	21	-	-	-	-	-	-
M.	-	-	32	24	13	69	-	-	21	6	-	27
S.L.M.	-	-	11	36	13	60	-	-	11	-	-	11
L.M.	-	-	-	-	-	-	-	10	-	-	48	58
Total	-	-	64	60	26	150	-	10	32	6	48	96
Tinged:												
All grades . .	-	-	11	6	-	17	-	-	-	-	13	13
Light Gray:												
All grades . .	-	-	-	6	-	6	-	-	11	6	-	17
Below Grade . .												
All grades . . .	-	205	1,385	325	40	1,955 ^{1/}	-	2,071	2,040	300	82	4,493 ^{1/}
Grade Index . .	-	95.4	92.8	89.3	88.4	92.4	-	97.5	94.8	92.9	74.6	95.6
Staple (inches)												
13/16 & shorter .	-	-	-	-	-	-	-	-	-	-	-	-
7/8	-	-	-	-	-	-	-	-	-	-	-	-
29/32	-	-	-	-	-	-	-	-	-	-	-	-
15/16	-	-	-	-	-	-	-	-	-	-	-	-
31/32	-	-	-	12	-	12	-	-	21	-	35	56
1	-	-	33	6	13	52	-	20	116	-	34	170
1-1/32	-	34	398	157	27	616	-	405	568	65	13	1,051
1-1/16	-	171	943	150	-	1,264	-	1,566	1,335	223	-	3,124
1-3/32	-	-	11	-	-	11	-	80	-	12	-	92
1-1/8	-	-	-	-	-	-	-	-	-	-	-	-
1-5/32	-	-	-	-	-	-	-	-	-	-	-	-
1-3/16	-	-	-	-	-	-	-	-	-	-	-	-
1-7/32	-	-	-	-	-	-	-	-	-	-	-	-
1-1/4 & longer .	-	-	-	-	-	-	-	-	-	-	-	-
All staples . . .	-	205	1,385	325	40	1,955 ^{1/}	-	2,071	2,040	300	82	4,493 ^{1/}
Average staple (32nd inches) .	-	33.8	33.7	33.4	32.7	33.6	-	33.8	33.6	33.8	31.7	33.7

^{1/} As reported by the Bureau of the Census, running bales.

Table 34. -- Grade and staple of upland cotton ginned, during specified periods, by States, 1964-65

LOUISIANA							MISSISSIPPI					
Grade and staple	Prior to Sept. 1	September	October	November	After Nov. 30	Total Crop	Prior to Sept. 1	September	October	November	After Nov. 30	Total Crop
Grade	Bales	Bales	Bales	Bales	Bales	Bales	Bales	Bales	Bales	Bales	Bales	Bales
White:												
G.M.	-	53	10	-	-	63	-	1,021	249	30	-	1,300
S.M.	965	12,454	2,130	685	115	16,349	3,428	164,706	25,545	2,337	122	196,138
M.+	11	244	24	5	-	284	100	12,117	4,029	329	22	16,597
M.	6,131	70,561	55,934	11,821	423	144,870	16,184	293,536	214,451	45,197	2,557	571,925
S.L.M.+	64	1,063	757	175	19	2,078	213	14,113	19,046	4,787	447	38,606
S.L.M.	1,305	43,836	131,093	35,339	2,279	213,852	2,286	127,263	495,635	163,072	15,470	803,726
L.M.+	-	1,138	3,468	1,432	71	6,109	-	5,377	29,421	15,524	1,282	51,604
L.M.	152	4,561	15,568	11,311	3,347	34,939	187	13,591	104,340	65,936	14,069	198,123
S.G.O.+	-	10	164	139	17	330	-	74	1,234	936	83	2,327
S.G.O.	-	426	1,039	1,802	1,619	4,886	12	853	6,543	9,778	5,508	22,694
G.O.+	-	-	-	-	-	-	-	-	68	30	-	98
G.O.	-	11	117	374	581	1,083	-	43	424	1,837	1,394	3,698
Total	8,628	134,357	210,304	63,083	8,471	424,843	22,410	632,694	900,985	309,793	40,954	1,906,836
Light Spotted:												
G.M.	-	-	-	-	-	-	-	41	-	-	-	41
S.M.	301	1,022	396	163	-	1,882	77	4,586	3,363	1,561	48	9,635
M.	2,465	27,441	31,854	3,930	452	66,142	961	36,272	72,662	19,701	2,182	131,778
S.L.M.	549	11,600	35,999	9,611	1,891	59,650	219	13,476	74,982	22,497	6,868	118,042
L.M.	33	1,385	4,178	2,557	1,440	9,593	12	1,434	9,645	5,382	5,806	22,279
Total	3,348	41,448	72,427	16,261	3,783	137,267	1,269	55,809	160,652	49,141	14,904	281,775
Spotted:												
All grades . .	52	648	2,367	1,139	609	4,815	-	595	2,912	1,268	2,418	7,193
Tinged:												
All grades . .	-	10	10	-	166	186	-	44	48	6	57	155
Stained:												
All grades . .	-	-	-	-	6	6	-	-	-	-	-	-
Light Gray:												
G.M.	-	24	-	10	-	34	-	-	33	27	7	67
S.M.	103	1,900	3,590	865	205	6,663	-	139	4,654	2,977	188	7,958
M.	560	1,800	5,277	1,209	907	9,753	12	128	6,913	3,127	1,116	11,296
S.L.M.	46	96	160	344	507	1,153	23	11	550	693	2,836	4,113
Total	709	3,820	9,027	2,428	1,619	17,603	35	278	12,150	6,824	4,147	23,434
Gray:												
All grades . .	195	324	598	222	151	1,490	-	22	384	212	916	1,534
Below Grade . .												
	20	75	321	769	510	1,695	-	32	441	620	1,201	2,294
All grades . . .	12,952	180,682	295,054	83,902	15,315	587,905 ^{1/}	23,714	689,474	1,077,572	367,864	64,597	2,223,221 ^{1/}
Grade index . . .	97.6	96.8	94.0	91.8	85.0	94.4	99.6	99.0	94.1	92.0	86.6	95.1
Staple (inches)												
13/16 & shorter.	-	-	-	-	-	-	-	-	-	-	4	4
7/8	-	-	-	-	-	-	-	-	-	-	-	-
29/32	-	11	10	-	-	21	-	-	-	-	-	-
15/16	-	417	577	45	39	1,078	-	-	70	24	49	143
31/32	-	720	1,101	40	53	1,914	-	-	55	470	54	830
1	433	9,363	16,102	1,989	1,779	29,666	57	1,662	8,322	3,116	6,722	19,879
1-1/32	3,215	81,200	135,572	37,179	11,183	268,349	1,756	63,141	220,527	96,236	37,901	419,561
1-1/16	8,225	83,897	134,077	42,350	2,233	270,782	15,507	498,882	769,258	252,379	19,285	1,555,311
1-3/32	1,069	4,915	7,491	2,234	28	15,737	6,139	121,033	77,718	15,803	362	221,055
1-1/8	10	159	124	65	-	358	255	4,601	1,159	240	4	6,259
1-5/32	-	-	-	-	-	-	-	100	36	-	-	136
1-3/16	-	-	-	-	-	-	-	-	-	-	-	-
1-7/32	-	-	-	-	-	-	-	-	-	-	-	-
1-1/4 & longer .	-	-	-	-	-	-	-	-	-	-	-	-
All staples . . .	12,952	180,682	295,054	83,902	15,315	587,905 ^{1/}	23,714	689,474	1,077,572	367,864	64,597	2,223,221 ^{1/}
Average staple (32nd inches) .	33.8	33.5	33.4	33.5	33.0	33.5	34.2	34.1	33.9	33.8	33.2	33.9

^{1/} As reported by the Bureau of the Census, running bales.

Table 35. -- Grade and staple of upland cotton ginned, during specified periods, by States, 1964-65

MISSOURI							NEVADA					
Grade and staple	Prior to Sept. 1	September	October	November	After Nov. 30	Total Crop	Prior to Sept. 1	September	October	November	After Nov. 30	Total Crop
Grade	Bales	Bales	Bales	Bales	Bales	Bales	Bales	Bales	Bales	Bales	Bales	Bales
White:												
G.M.	-	44	11	-	-	55	-	-	-	-	6	6
S.M.	-	10,732	2,497	82	11	13,322	-	-	-	1,076	805	1,881
M+.	-	66	11	-	-	77	-	-	-	30	80	110
M.	-	33,843	42,609	4,488	127	81,067	-	-	497	1,183	435	2,115
S.L.M+.	-	882	2,151	375	11	3,419	-	-	58	45	25	128
S.L.M.	-	30,134	136,321	20,967	626	188,048	-	-	131	212	74	417
L.M+.	-	1,500	12,765	1,169	32	15,466	-	-	-	-	-	-
L.M.	-	2,305	27,130	10,799	1,499	41,693	-	-	-	-	31	31
S.G.O+.	-	11	1,038	367	-	1,416	-	-	-	-	-	-
S.G.O.	-	121	2,443	1,469	1,089	5,122	-	-	-	-	14	14
G.O+.	-	-	54	-	-	54	-	-	-	-	-	-
G.O.	-	-	303	255	84	642	-	-	-	-	12	12
Total	-	79,638	227,333	39,931	3,479	350,381	-	-	686	2,546	1,482	4,714
Light Spotted:												
G.M.	-	-	11	-	-	11	-	-	-	-	-	-
S.M.	-	210	216	67	-	493	-	-	-	-	6	6
M.	-	3,673	20,050	2,225	574	26,522	-	-	-	-	60	60
S.L.M.	-	2,438	18,829	4,735	1,183	27,185	-	-	-	-	88	88
L.M.	-	629	3,037	1,221	787	5,674	-	-	-	-	74	74
Total	-	6,950	42,143	8,248	2,544	59,885	-	-	-	-	228	228
Spotted:												
All grades . .	-	209	1,568	876	1,442	4,095	-	-	-	-	39	39
Tinged:												
All grades . .	-	-	11	-	50	61	-	-	-	-	-	-
Stained:												
All grades . .	-	-	11	-	-	11	-	-	-	-	-	-
Light Gray:												
All grades . .	-	77	1,426	291	299	2,093	-	-	15	-	-	15
Gray:												
All grades . .	-	44	140	-	203	387	-	-	-	-	-	-
Below Grade . .												
	-	66	292	644	1,173	2,175	-	-	-	-	49	49
All grades . .	-	86,984	272,924	49,990	9,190	419,088 ^{1/}	-	-	701	2,546	1,798	5,045 ^{1/}
Grade index . .	-	97.1	93.4	90.6	80.8	93.5	-	-	98.6	101.2	97.9	99.6
Staple (inches)												
13/16 & shorter.	-	-	-	-	-	-	-	-	-	-	-	-
7/8.	-	-	-	-	-	-	-	-	-	-	-	-
29/32.	-	11	33	14	-	58	-	-	-	-	-	-
15/16.	-	44	530	95	96	765	-	-	-	-	-	-
31/32.	-	88	1,460	400	254	2,202	-	-	-	-	-	-
1	-	804	10,130	3,542	3,311	17,787	-	-	-	-	-	-
1-1/32	-	11,007	76,742	18,874	4,638	111,261	-	-	-	-	6	6
1-1/16	-	67,509	171,469	26,114	891	265,983	-	-	-	-	314	314
1-3/32	-	7,455	12,387	944	-	20,786	-	-	-	-	111	111
1-1/8.	-	66	162	-	-	228	-	-	117	121	722	960
1-5/32	-	-	11	7	-	18	-	-	293	1,683	639	2,615
1-3/16	-	-	-	-	-	-	-	-	261	697	6	964
1-7/32	-	-	-	-	-	-	-	-	30	45	-	75
1-1/4 & longer .	-	-	-	-	-	-	-	-	-	-	-	-
All staples . .	-	86,984	272,924	49,990	9,190	419,088 ^{1/}	-	-	701	2,546	1,798	5,045 ^{1/}
Average staple (32nd inches) .	-	33.9	33.7	33.5	32.7	33.7	-	-	37.3	37.3	35.9	36.8

^{1/} As reported by the Bureau of the Census, running bales.

Table 36. -- Grade and staple of upland cotton ginned, during specified periods, by States, 1964-65

NEW MEXICO							NORTH CAROLINA					
Grade and staple	Prior to Sept. 1	September	October	November	After Nov. 30	Total Crop	Prior to Sept. 1	September	October	November	After Nov. 30	Total Crop
Grade	Bales	Bales	Bales	Bales	Bales	Bales	Bales	Bales	Bales	Bales	Bales	Bales
White:												
G.M.	-	62	1,203	55	-	1,320	-	-	-	-	-	-
S.M.	-	1,763	17,025	4,656	178	23,622	-	898	291	70	-	1,299
M.	-	94	32	21	-	147	-	29	-	-	-	29
M.	-	1,946	61,210	38,002	3,647	104,805	-	21,793	8,929	5,651	420	36,793
S.L.M.+	-	52	2,322	1,303	285	3,962	-	1,355	382	401	83	2,221
S.L.M.	-	289	11,551	15,219	14,901	41,960	-	20,285	31,195	32,979	6,213	90,672
L.M.+	-	-	127	386	1,526	2,039	-	2,356	2,000	2,710	340	7,406
L.M.	-	-	202	1,115	3,894	5,211	-	10,155	51,910	63,206	12,370	137,641
S.G.O.+	-	-	-	-	68	68	-	160	557	2,026	149	2,892
S.G.O.	-	-	10	160	1,484	1,654	-	709	8,618	12,326	4,130	25,783
G.O.+	-	-	-	-	-	-	-	-	39	55	7	101
G.O.	-	-	-	22	1,121	1,143	-	21	493	1,259	609	2,382
Total	-	4,206	93,682	60,939	27,104	185,931	-	57,761	104,414	120,683	24,321	307,179
Light Spotted:												
G.M.	-	-	-	-	-	-	-	-	-	-	-	-
S.M.	-	156	1,083	370	116	1,725	-	34	40	29	11	114
M.	-	187	8,861	3,520	4,308	16,876	-	832	1,822	2,190	426	5,270
S.L.M.	-	10	822	1,675	5,314	7,821	-	1,958	7,344	6,396	1,794	17,492
L.M.	-	-	253	543	2,735	3,531	-	532	4,780	5,823	2,832	13,967
Total	-	353	11,019	6,108	12,473	29,953	-	3,356	13,986	14,438	5,063	36,843
Spotted:												
All grades . .	-	-	375	269	2,024	2,668	-	147	407	751	1,543	2,848
Tinged:												
All grades . .	-	-	61	22	70	153	-	-	-	32	223	255
Light Gray:												
G.M.	-	-	-	12	-	12	-	-	-	-	11	11
S.M.	-	-	73	291	314	678	-	31	265	369	29	694
M.	-	-	20	81	147	248	-	22	9,054	20,221	5,966	35,263
S.L.M.	-	-	-	-	17	17	-	23	522	1,620	1,011	3,176
Total	-	-	93	384	478	955	-	76	9,841	22,210	7,017	39,144
Gray:												
All grades . .	-	-	-	-	102	102	-	-	197	411	933	1,541
Below Grade . .	-	-	112	152	1,041	1,305	-	22	55	179	161	417
All grades . . .	-	4,559	105,342	67,874	43,292	221,067 1/2	-	61,362	128,900	158,704	39,261	388,227 1/2
Grade index. . .	-	101.2	99.5	97.8	89.9	97.1	-	94.2	88.4	87.7	85.9	88.8
Staple (inches)												
13/16 & shorter.	-	-	-	-	35	35	-	-	-	-	-	-
7/8	-	-	-	60	490	550	-	-	-	-	-	-
29/32	-	-	20	132	3,393	3,545	-	-	-	-	11	11
15/16	-	-	101	1,871	11,733	13,705	-	-	-	10	103	113
31/32	-	-	141	1,800	6,651	8,592	-	-	12	100	260	372
1	-	10	759	1,439	1,810	4,018	-	63	1,936	8,814	4,134	14,947
1-1/32	-	10	568	816	1,046	2,440	-	7,324	80,013	133,402	32,077	252,816
1-1/16	-	31	2,557	2,486	4,516	9,590	-	50,930	46,542	16,358	2,676	116,506
1-3/32	-	72	3,097	8,513	7,761	19,443	-	3,021	397	10	-	3,428
1-1/8	-	903	40,490	34,126	5,785	81,264	-	24	-	10	-	34
1-5/32	-	3,502	56,163	16,452	64	76,181	-	-	-	-	-	-
1-3/16	-	31	1,411	138	-	1,580	-	-	-	-	-	-
1-7/32	-	-	10	-	-	10	-	-	-	-	-	-
1-1/4 & longer .	-	-	65	41	8	114	-	-	-	-	-	-
All staples. . .	-	4,559	105,342	67,874	43,292	221,067 1/2	-	61,362	128,900	158,704	39,261	388,227 1/2
Average staple (32nd inches) .	-	36.7	36.4	35.6	32.3	35.4	-	33.9	33.4	33.0	32.9	33.3

1/2 As reported by the Bureau of the Census, running bales.

Table 37. -- Grade and staple of upland cotton ginned, during specified periods, by States, 1964-65

OKLAHOMA							SOUTH CAROLINA					
Grade and staple	Prior to Sept. 1	September	October	November	After Nov. 30	Total Crop	Prior to Sept. 1	September	October	November	After Nov. 30	Total Crop
Grade	Bales	Bales	Bales	Bales	Bales	Bales	Bales	Bales	Bales	Bales	Bales	Bales
White:												
G.M.	-	9	-	-	-	9	-	-	-	-	-	-
S.M.	-	536	633	11	10	1,190	1,223	1,868	196	30	-	3,317
M.+.	-	9	11	-	-	20	29	58	9	-	-	96
M.	-	1,081	6,105	858	255	8,299	5,980	48,966	9,611	4,028	620	69,205
S.L.M.+	-	44	769	113	20	946	87	1,759	532	171	10	2,559
S.L.M.	-	243	8,059	4,905	5,282	18,489	731	89,254	57,062	25,269	3,669	175,985
L.M.+	-	-	268	284	232	784	29	4,022	3,658	1,335	258	9,302
L.M.	-	33	628	1,718	3,095	5,474	43	22,525	57,509	44,777	8,063	132,917
S.G.O.+	-	-	10	20	51	81	-	66	955	1,521	60	2,602
S.G.O.	-	-	74	216	1,064	1,354	-	2,010	9,063	12,388	2,840	26,301
G.O.+	-	-	-	-	-	-	-	-	-	-	-	-
G.O.	-	-	11	9	181	201	-	105	1,042	1,245	583	2,975
Total	-	1,955	16,568	8,134	10,190	36,847	8,122	170,633	139,637	90,764	16,103	425,259
Light Spotted:												
G.M.	-	-	-	-	-	-	-	-	-	-	-	-
S.M.	-	807	2,528	261	20	3,616	129	3,741	391	168	34	4,463
M.	-	3,309	17,969	5,468	7,453	34,199	276	18,636	7,237	781	472	27,402
S.L.M.	-	865	4,407	12,633	50,091	67,996	58	17,836	25,760	4,140	1,223	49,017
L.M.	-	51	401	2,859	21,205	24,516	15	4,442	11,541	4,880	1,612	22,490
Total	-	5,032	25,305	21,221	78,769	130,327	478	44,655	44,929	9,969	3,341	103,372
Spotted:												
G.M.	-	-	-	-	-	-	-	-	-	-	-	-
S.M.	-	18	163	20	-	201	-	132	9	-	-	141
M.	-	394	1,708	1,865	5,591	9,558	15	78	135	15	8	251
S.L.M.	-	94	927	4,406	56,269	61,696	14	375	551	45	72	1,057
L.M.	-	10	83	1,462	24,117	25,672	-	172	489	164	396	1,221
Total	-	516	2,881	7,753	85,977	97,127	29	757	1,184	224	476	2,670
Tinged:												
All grades . .	-	-	10	76	6,504	6,590	-	-	9	-	37	46
Stained:												
All grades . .	-	-	-	-	81	81	-	-	-	-	-	-
Light Gray:												
G.M.	-	-	-	-	-	-	-	13	9	-	-	22
S.M.	-	-	327	85	20	432	-	1,490	950	205	-	2,645
M.	-	-	69	175	316	560	29	915	6,261	6,470	2,767	16,442
S.L.M.	-	-	-	-	30	30	14	175	3,454	5,306	2,415	11,364
Total	-	-	396	260	366	1,022	43	2,593	10,674	11,981	5,182	30,473
Gray:												
All grades . .	-	-	-	9	10	19	-	160	783	688	298	1,929
Below Grade . .	-	-	-	231	5,821	6,052	-	107	426	187	327	1,047
All grades . . .	-	7,503	45,160	37,684	187,718	278,065 ^{1/}	8,672	218,905	197,642	113,813	25,764	564,796 ^{1/}
Grade index . . .	-	96.9	95.6	89.0	83.3	86.4	99.7	93.9	88.9	86.8	85.6	90.4
Staple (inches)												
13/16 & shorter.	-	28	143	69	1,465	1,705	-	-	-	-	-	-
7/8	-	224	1,990	1,242	23,302	26,758	-	-	-	-	-	-
29/32	-	970	4,996	5,300	65,519	76,785	-	-	-	15	18	33
15/16	-	3,026	14,345	15,936	68,035	101,342	-	-	18	21	214	253
31/32	-	1,771	8,246	6,936	15,997	32,950	-	-	381	167	1,025	1,573
1	-	959	3,831	2,535	6,302	13,627	-	1,365	8,953	5,175	3,567	19,060
1-1/32	-	151	2,748	1,749	3,433	8,081	915	70,417	122,945	75,863	13,950	284,090
1-1/16	-	257	5,558	2,836	2,806	11,457	5,033	128,656	61,601	29,005	6,321	230,616
1-3/32	-	54	2,807	938	747	4,546	2,523	16,925	3,458	3,152	614	26,672
1-1/8	-	54	486	134	112	786	187	1,542	286	380	55	2,450
1-5/32	-	9	10	9	-	28	14	-	-	20	-	34
1-3/16	-	-	-	-	-	-	-	-	-	7	-	7
1-7/32	-	-	-	-	-	-	-	-	-	-	-	-
1-1/4 & longer	-	-	-	-	-	-	-	-	-	8	-	8
All staples . . .	-	7,503	45,160	37,684	187,718	278,065 ^{1/}	8,672	218,905	197,642	113,813	25,764	564,796 ^{1/}
Average staple (32nd inches)	-	30.6	31.2	30.7	29.7	30.1	34.2	33.8	33.3	33.3	33.1	33.5

^{1/} As reported by the Bureau of the Census, running bales.

Table 36. -- Grade and staple of upland cotton ginned, during specified periods, by States, 1964-65

TENNESSEE

TEXAS

Grade and staple	Prior to Sept. 1	September	October	November	After Nov. 30	Total Crop	Prior to Sept. 1	September	October	November	After Nov. 30	Total Crop
	Bales	Bales	Bales	Bales	Bales	Bales	Bales	Bales	Bales	Bales	Bales	Bales
White:												
G.M.	-	35	-	-	-	35	233	155	517	99	-	1,004
S.M.	-	27,877	15,868	1,730	27	45,502	30,131	5,466	17,033	5,919	560	59,109
M.+	-	302	455	40	-	797	1,436	846	452	234	9	2,977
M.	-	47,982	124,548	28,388	747	201,665	163,426	32,307	96,043	92,824	37,125	421,725
S.L.M.+	-	1,305	6,189	2,236	62	9,792	8,484	4,207	5,215	7,173	3,746	28,825
S.L.M.	-	15,780	127,510	57,939	4,935	206,164	220,822	31,794	52,419	257,322	496,631	1,058,988
L.M.+	-	897	13,237	7,163	465	21,762	8,356	3,009	3,026	26,846	74,253	115,490
L.M.	-	2,113	19,670	15,258	7,071	44,112	28,427	7,730	11,138	38,175	157,226	242,696
S.G.O.+	-	23	1,111	578	12	1,724	623	231	254	1,668	5,829	8,605
S.G.O.	-	233	1,930	2,038	2,782	6,983	5,323	2,268	1,567	2,678	16,526	28,362
G.O.+	-	-	51	40	-	91	139	91	10	13	274	527
G.O.	-	-	164	281	236	681	2,298	842	311	285	4,212	7,948
Total	-	96,547	310,733	115,691	16,337	539,308	469,698	88,946	187,985	433,236	796,391	1,976,256
Light Spotted:												
G.M.	-	-	-	-	-	-	11	-	-	-	-	11
S.M.	-	378	2,631	2,350	53	5,412	24,603	5,508	7,539	3,679	1,918	43,247
M.	-	4,799	21,653	18,665	1,693	46,810	212,214	102,091	81,473	181,454	196,940	774,172
S.L.M.	-	2,642	11,824	14,582	10,667	39,715	146,355	76,593	95,198	105,530	314,190	737,826
L.M.	-	326	1,398	2,330	13,877	17,931	17,737	13,437	31,672	15,221	61,509	139,576
Total	-	8,145	37,506	37,927	26,290	109,868	400,920	197,629	215,842	305,884	574,557	1,694,832
Spotted:												
G.M.	-	-	-	-	-	-	10	-	-	-	-	10
S.M.	-	-	114	309	-	423	2,098	612	267	273	871	4,121
M.	-	93	316	1,518	295	2,222	21,156	35,429	7,283	7,707	47,146	118,721
S.L.M.	-	128	202	723	1,891	2,944	12,643	17,863	22,879	8,725	80,499	142,609
L.M.	-	116	38	96	4,866	5,116	1,311	2,109	6,570	2,183	21,652	33,825
Total	-	337	670	2,646	7,052	10,705	37,218	56,013	36,999	18,888	150,168	299,286
Tinged:												
All grades . .	-	47	13	70	76	206	11	110	214	211	21,745	22,291
Stained:												
All grades . .	-	-	-	-	-	-	-	-	-	-	1,540	1,540
Light Gray:												
All grades . .	-	94	656	783	910	2,443	7,800	1,165	2,856	1,005	2,451	15,277
Gray:												
All grades . .	-	12	126	40	349	527	487	432	1,125	398	713	3,155
Below Grade . .	-	93	13	141	2,387	2,634	3,146	2,055	2,972	1,055	11,045	20,273
All grades . . .	-	105,275	349,717	157,298	53,401	665,691 ^{1/}	919,280	346,350	447,993	760,677	1,558,610	4,032,910 ^{1/}
Grade index . .	-	99.1	95.9	93.6	83.5	94.8	94.5	92.7	92.9	93.7	90.2	92.3
Staple (inches)												
13/16 & shorter.	-	-	-	-	-	-	10,408	16,391	11,852	1,916	6,553	47,120
7/8	-	-	-	-	28	28	46,144	102,210	102,991	26,573	74,008	351,926
29/32	-	-	-	-	-	-	79,869	78,310	73,134	125,781	370,988	728,082
15/16	-	12	-	-	334	346	121,137	29,930	76,368	369,447	879,848	1,476,730
31/32	-	44	101	58	2,069	2,272	95,728	17,124	47,911	130,717	159,279	450,759
1	-	650	3,042	1,687	15,123	20,502	156,919	26,122	26,246	39,196	37,913	286,396
1-1/32	-	14,417	71,763	49,079	30,197	165,456	293,811	32,958	21,172	15,672	10,501	374,114
1-1/16	-	83,063	263,346	103,345	5,631	455,385	108,063	32,101	27,241	13,103	7,429	187,937
1-3/32	-	7,031	11,427	3,119	19	21,596	7,024	5,409	8,256	5,847	5,794	32,330
1-1/8	-	58	38	10	-	106	145	2,032	18,987	20,338	5,857	47,359
1-5/32	-	-	-	-	-	-	12	3,577	33,247	11,767	367	48,970
1-3/16	-	-	-	-	-	-	-	44	268	108	44	464
1-7/32	-	-	-	-	-	-	9	11	34	10	20	84
1-1/4 & longer .	-	-	-	-	-	-	11	131	286	202	9	639
All staples . . .	-	105,275	349,717	157,298	53,401	665,691 ^{1/}	919,280	346,350	447,993	760,677	1,558,610	4,032,910 ^{1/}
Average staple (32nd inches)	-	33.9	33.8	33.7	32.7	33.7	31.7	30.0	30.8	30.5	29.9	30.5

^{1/} As reported by the Bureau of the Census, running bales.

Table 39. -- Grade and staple of upland cotton ginned, during specified periods, in Virginia, 1964-65

Grade and staple	Prior to Sept. 1	September	October	November	After Nov. 30	Total Crop
Grade	Bales	Bales	Bales	Bales	Bales	Bales
White:						
G.M.	-	-	-	-	-	-
S.M.	-	-	-	-	-	-
M.+	-	-	-	-	-	-
M.	-	707	-	-	-	707
S.L.M.+	-	-	25	-	-	25
S.L.M.	-	118	1,329	741	226	2,414
L.M.+	-	-	-	-	48	48
L.M.	-	-	576	1,235	440	2,251
S.G.O.+	-	-	-	-	-	-
S.G.O.	-	-	-	-	-	-
G.O.+	-	-	-	-	-	-
G.O.	-	-	-	-	-	-
Total	-	825	1,930	1,976	714	5,445
Light Spotted:						
G.M.	-	-	-	-	-	-
S.M.	-	-	-	-	-	-
M.	-	-	125	159	24	308
S.L.M.	-	-	702	2,981	729	4,412
L.M.	-	24	25	106	462	617
Total	-	24	852	3,246	1,215	5,337
Spotted:						
G.M.	-	-	-	-	-	-
S.M.	-	-	-	18	-	18
M.	-	-	-	18	-	18
S.L.M.	-	-	50	194	83	327
L.M.	-	-	25	-	70	95
Total	-	-	75	230	153	458
Light Gray:						
All grades . . .	-	-	25	35	177	237
All grades . . .	-	849	2,882	5,487	2,259	11,477 ^{1/}
Grade index. . .	-	98.6	90.6	88.7	86.1	89.4
Staple (inches)						
13/16 & shorter.	-	-	-	-	-	-
7/8.	-	-	-	-	-	-
29/32.	-	-	-	-	-	-
15/16.	-	-	-	-	-	-
31/32.	-	-	-	-	-	-
1	-	-	-	-	177	177
1-1/32	-	71	1,153	3,544	1,449	6,217
1-1/16	-	778	1,679	1,943	633	5,033
1-3/32	-	-	50	-	-	50
1-1/8.	-	-	-	-	-	-
1-5/32	-	-	-	-	-	-
1-3/16	-	-	-	-	-	-
1-7/32	-	-	-	-	-	-
1-1/4 & longer .	-	-	-	-	-	-
All staples. . .	-	849	2,882	5,487	2,259	11,477 ^{1/}
Average staple (32nd inches) .	-	33.9	33.6	33.4	33.2	33.4

^{1/} As reported by the Bureau of the Census, running bales.

Table 40. -- Grade and staple of upland cotton ginned, by States and districts, 1964-65

Grade and staple	ALABAMA				ARIZONA				Ginned in the State
	Ginned in District			Ginned in the State	Ginned in District				
	1	2	3		1	2	3	4	
White:	Bales	Bales	Bales	Bales	Bales	Bales	Bales	Bales	Bales
G.M.	477	60	11	548	43	277	30	231	581
S.M.	32,000	16,749	1,815	50,564	1,301	3,582	3,161	2,294	10,338
M+.	2,809	852	11	3,672	117	64	112	43	336
M.	71,158	76,406	21,859	169,423	10,549	45,705	84,690	20,410	161,354
S.L.M+.	11,201	3,205	347	14,753	1,523	2,176	4,468	2,509	10,676
S.L.M.	161,434	79,086	40,919	281,439	37,589	63,694	94,504	10,714	206,501
L.M+.	31,237	7,246	1,666	40,149	1,358	1,175	2,730	550	5,813
L.M.	60,535	32,134	30,693	123,362	5,625	4,047	7,692	913	18,277
S.G.O+.	2,551	901	201	3,653	30	207	269	8	514
S.G.O.	6,864	5,260	6,803	18,927	1,336	2,184	2,840	529	6,889
G.O+.	19	21	-	40	-	10	-	-	10
G.O.	709	713	1,135	2,557	510	1,394	1,352	540	3,796
Total	380,994	222,633	105,460	709,087	59,981	124,515	201,848	38,741	425,085
Light Spotted:									
G.M.	42	-	-	42	-	-	-	-	-
S.M.	2,970	1,020	361	4,351	764	4,333	8,922	439	14,458
M.	32,327	13,349	8,485	54,161	9,423	57,764	51,557	3,471	122,215
S.L.M.	40,535	14,592	18,542	73,669	7,985	22,716	16,152	1,327	48,180
L.M.	8,405	4,125	13,215	25,745	5,060	10,668	10,864	908	27,500
Total	84,279	33,086	40,603	157,968	23,232	95,481	87,495	6,145	212,353
Spotted:									
G.M.	-	-	-	-	-	-	-	-	-
S.M.	144	19	-	163	21	1,100	2,855	-	3,976
M.	1,254	300	227	1,781	1,355	10,242	8,297	23	19,917
S.L.M.	1,497	402	593	2,492	1,282	8,698	4,979	9	14,968
L.M.	1,019	267	1,184	2,470	1,867	8,116	7,063	33	17,099
Total	3,914	988	2,004	6,906	4,525	28,156	23,214	65	55,960
Tinged:									
All grades . . .	110	-	10	120	112	3,820	4,182	-	8,114
Stained:									
All grades . . .	-	-	-	-	-	79	9	-	88
Light Gray:									
All grades . . .	2,782	4,359	2,271	9,412	2,590	889	894	12	4,385
Gray:									
All grades . . .	484	204	182	870	35	80	20	-	135
Below Grade. . .	529	449	2,121	3,099	1,907^{2/3}	14,335^{5/8}	16,974	35	33,251
All grades . . .	473,092	261,719	152,651	887,462 ^{1/2}	92,382	267,355	334,636	44,998	739,371 ^{1/2}
Grade index. . .	93.4	94.4	89.8	93.0	91.7	91.5	92.7	96.6	92.4
Staple (Inches)									
13/16 & shorter. .	-	-	-	-	-	-	160	-	160
7/8.	10	-	-	10	327	270	982	-	1,579
29/32.	135	-	38	173	1,084	300	220	-	1,604
15/16.	1,343	152	493	1,988	3,820	4,759	6,103	46	14,728
31/32.	5,202	1,321	2,171	8,694	3,130	9,942	10,918	16	24,006
1.	49,369	33,905	31,019	114,293	7,312	20,161	21,886	106	49,465
1-1/32.	282,282	154,502	96,800	533,584	44,348	69,007	102,111	76	215,542
1-1/16.	131,308	69,259	21,236	221,803	30,836	157,462	174,426	1,065	363,789
1-3/32.	3,300	2,468	811	6,579	1,513	5,267	12,233	3,985	22,998
1-1/8.	143	112	83	338	12	137	3,878	19,858	23,885
1-5/32.	-	-	-	-	-	10	1,342	19,400	20,752
1-3/16.	-	-	-	-	-	30	277	434	741
1-7/32.	-	-	-	-	-	-	-	-	-
1-1/4 & longer. .	-	-	-	-	-	10	100	12	122
All staples. . .	473,092	261,719	152,651	887,462 ^{1/2}	92,382	267,355	334,636	44,998	739,371 ^{1/2}
Average staple (32nd inches) . .	33.2	33.1	32.9	33.1	33.0	33.4	33.4	36.3	33.6

^{1/2} As reported by the Bureau of the Census, running bales.

Table 41. -- Grade and staple of upland cotton ginned, by States and districts, 1964-65

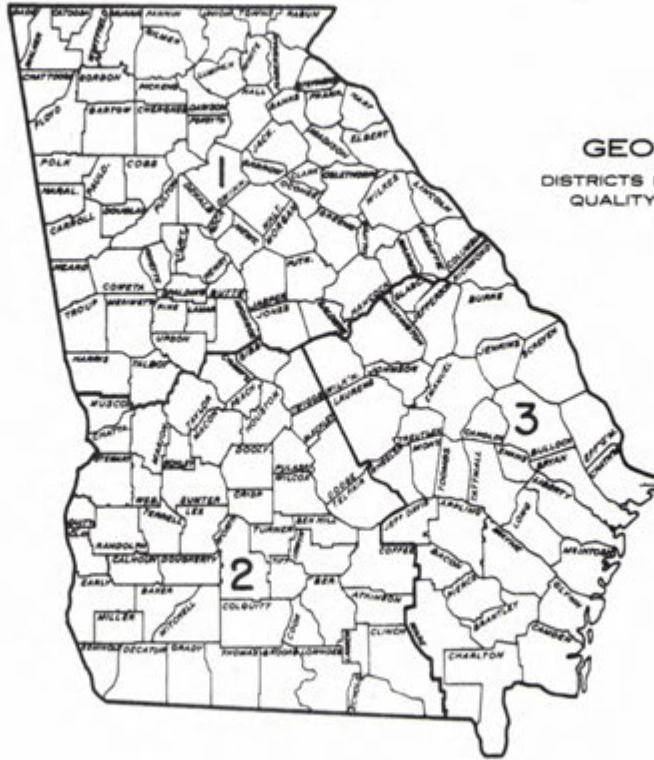
Grade and staple	ARKANSAS					CALIFORNIA		
	Ginned in District				Ginned in the State	Ginned in District		Ginned in the State
	1	2	3	4		1	2	
Grade	Bales	Bales	Bales	Bales	Bales	Bales	Bales	Bales
White:								
G.M.	-	10	-	22	32	1,596	40	1,636
S.M.	662	22,242	2,585	21,027	46,516	77,047	4,782	81,829
M.+	-	1,042	70	369	1,481	1,867	382	2,249
M.	8,563	165,544	25,179	128,538	327,824	646,576	74,818	721,394
S.L.M.+	636	18,487	575	5,788	25,486	61,502	5,598	67,100
S.L.M.	10,733	380,292	33,661	257,809	682,495	470,677	75,423	546,100
L.M.+	901	51,766	886	14,018	67,571	30,289	3,832	34,121
L.M.	1,835	102,745	4,321	50,180	159,081	113,503	11,473	124,976
S.G.O.+	62	6,298	55	669	7,084	1,567	101	1,668
S.G.O.	233	17,403	560	6,406	24,602	23,582	4,141	27,723
G.O.+	-	280	-	48	328	30	11	41
G.O.	50	2,594	90	1,038	3,772	8,805	1,243	10,048
Total	23,675	768,703	67,982	485,912	1,346,272	1,437,041	181,844	1,618,885
Light Spotted:								
G.M.	-	-	-	-	-	11	-	11
S.M.	219	1,694	311	576	2,800	963	2,103	3,086
M.	3,430	49,739	7,237	31,579	91,985	12,589	18,813	31,402
S.L.M.	2,455	54,227	4,628	24,792	86,102	17,738	15,369	33,107
L.M.	699	19,108	828	7,499	28,134	10,483	11,464	21,947
Total	6,803	124,768	13,004	64,446	209,021	41,804	47,749	89,553
Spotted:								
All grades . . .	463	5,806	735	2,560	9,564	7,608	8,146	15,754
Tinged:								
All grades . . .	9	234	-	47	290	437	66	503
Light Gray:								
All grades . . .	108	4,741	1,205	4,877	10,931	47,359	2,676	50,035
Gray:								
All grades . . .	21	813	38	274	1,146	2,852	118	2,970
Below Grade . . .	60	4,700	182	1,003	5,945	6,592	2,255	8,847
All grades . . .	31,139	909,765	83,146	559,119	1,583,169 ^{1/}	1,543,693	242,854	1,786,547 ^{1/}
Grade index . . .	94.5	92.9	95.2	94.2	93.5	95.6	93.9	95.3
Staple (Inches)								
13/16 & shorter . .	-	-	-	-	-	-	11	11
7/8	41	19	23	-	83	-	638	638
29/32	119	98	23	16	256	-	3,474	3,474
15/16	452	865	229	131	1,677	21	12,345	12,366
31/32	729	2,757	622	727	4,835	223	9,850	10,073
1	4,383	35,094	5,678	13,927	59,082	3,850	21,382	25,232
1-1/32	13,797	225,993	32,749	144,137	416,676	44,244 ^{2.8661}	82,894	127,138
1-1/16	11,158	538,202	41,417	339,417	930,194	263,004 ^{7.0393}	109,079	372,083
1-3/32	448	101,508	2,386	59,149	163,491	1,122,993 ^{12.7472}	2,360	1,125,353
1-1/8	12	5,219	19	1,564	6,814	107,901 ^{6.9897}	657	108,558
1-5/32	-	10	-	22	32	1,438	36	1,474
1-3/16	-	-	-	-	-	19	23	42
1-7/32	-	-	-	29	29	-	60	60
1-1/4 & longer . .	-	-	-	-	-	-	45	45
All staples . . .	31,139	909,765	83,146	559,119	1,583,169 ^{1/}	1,543,693	242,854	1,786,547 ^{1/}
Average staple (32nd inches) . .	33.1	33.8	33.5	33.8	33.8	34.8	33.1	34.6

^{1/} As reported by the Bureau of the Census, running bales.

Table 42. -- Grade and staple of upland cotton ginned, by States and districts, 1964-65

Grade and staple	GEORGIA				LOUISIANA				
	Ginned in District			Ginned in the State	Ginned in District				Ginned in the State
	1	2	3		1	2	3	4	
<u>Grade</u>	<u>Bales</u>	<u>Bales</u>	<u>Bales</u>	<u>Bales</u>	<u>Bales</u>	<u>Bales</u>	<u>Bales</u>	<u>Bales</u>	<u>Bales</u>
White:									
G.M.	9	10	-	19	42	-	21	-	63
S.M.	3,251	1,891	2,777	7,919	4,124	-	9,810	2,415	16,349
M+.	136	42	41	219	10	-	155	119	284
M.	26,932	22,508	19,607	69,047	24,013	101	98,143	22,613	144,870
S.L.M+.	1,270	834	598	2,702	207	29	1,571	271	2,078
S.L.M.	36,811	64,814	41,751	143,376	37,864	202	160,464	15,322	213,852
L.M+.	3,815	3,775	2,289	9,879	723	-	5,251	135	6,109
L.M.	19,476	84,876	30,509	134,861	8,164	-	22,077	4,698	34,939
S.G.O+.	1,201	1,343	323	2,867	-	-	322	8	330
S.G.O.	4,373	17,100	6,287	27,760	1,281	-	2,812	793	4,886
G.O+.	46	18	9	73	-	-	-	-	-
G.O.	544	1,676	1,089	3,309	206	-	655	222	1,083
Total	97,864	198,887	105,280	402,031	76,634	332	301,281	46,596	424,843
Light Spotted:									
G.M.	-	-	-	-	-	-	-	-	-
S.M.	1,119	547	950	2,616	264	-	657	961	1,882
M.	15,765	11,981	12,812	40,558	11,500	171	36,924	17,547	66,142
S.L.M.	13,607	38,075	31,933	83,615	12,533	76	32,084	14,957	59,650
L.M.	6,164	36,140	21,246	63,550	2,740	21	4,419	2,413	9,593
Total	36,655	86,743	66,941	190,339	27,037	268	74,084	35,878	137,267
Spotted:									
All grades . . .	2,952	5,701	1,832	10,485	1,683	-	2,163	969	4,815
Tinged:									
All grades . . .	350	71	20	441	161	-	19	6	186
Stained:									
All grades . . .	-	-	-	-	-	-	-	6	6
Light Gray:									
G.M.	-	-	-	-	10	-	-	24	34
S.M.	633	387	328	1,348	1,365	-	3,001	2,297	6,663
M.	774	2,422	721	3,917	3,031	-	2,394	4,328	9,753
S.L.M.	89	1,497	427	2,013	330	-	576	247	1,153
Total	1,496	4,306	1,476	7,278	4,736	-	5,971	6,896	17,603
Gray:									
All grades . . .	72	665	173	910	336	-	267	887	1,490
Below Grade. . .	541	3,214	1,612	5,367	515	-	738	442	1,695
All grades . . .	139,930	299,587	177,334	616,851 <u>1/</u>	111,102	600	384,523	91,680	587,905 <u>1/</u>
Grade index. . .	92.1	87.8	89.6	89.3	93.7	94.9	94.6	94.1	94.4
<u>Staple</u> (inches)									
13/16 & shorter. .	-	11	11	22	-	-	-	-	-
7/8.	-	41	9	50	-	-	-	-	-
29/32.	67	104	92	263	21	-	-	-	21
15/16.	503	2,015	753	3,271	418	-	604	56	1,078
31/32.	2,638	8,526	3,699	14,863	250	15	1,589	60	1,914
1	14,091	47,817	23,299	85,207	7,528	203	19,198	2,737	29,666
1-1/32	78,524	202,437	98,155	379,116	79,907	304	139,698	48,440	268,349
1-1/16	39,458	37,657	48,596	125,711	22,414	78	209,913	38,377	270,782
1-3/32	4,069	929	2,578	7,576	564	-	13,187	1,986	15,737
1-1/8.	525	40	132	697	-	-	334	24	358
1-5/32	55	10	10	75	-	-	-	-	-
1-3/16	-	-	-	-	-	-	-	-	-
1-7/32	-	-	-	-	-	-	-	-	-
1-1/4 & longer . .	-	-	-	-	-	-	-	-	-
All staples. . . .	139,930	299,587	177,334	616,851 <u>1/</u>	111,102	600	384,523	91,680	587,905 <u>1/</u>
Average staple (32nd inches) . .	33.2	32.9	33.1	33.0	33.1	32.7	33.6	33.4	33.5

1/ As reported by the Bureau of the Census, running bales.



GEORGIA
DISTRICTS FOR COTTON
QUALITY REPORTS

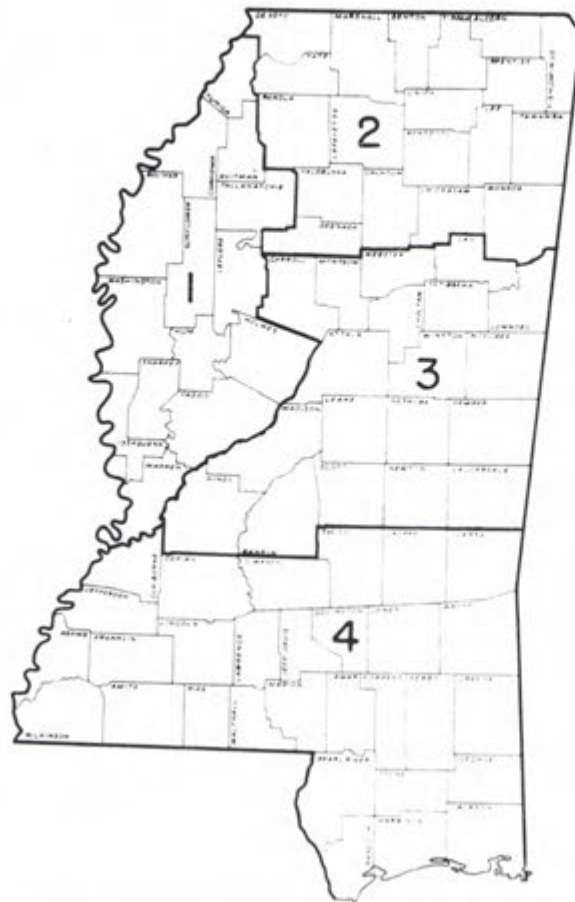


LOUISIANA
DISTRICTS FOR COTTON
QUALITY REPORTS

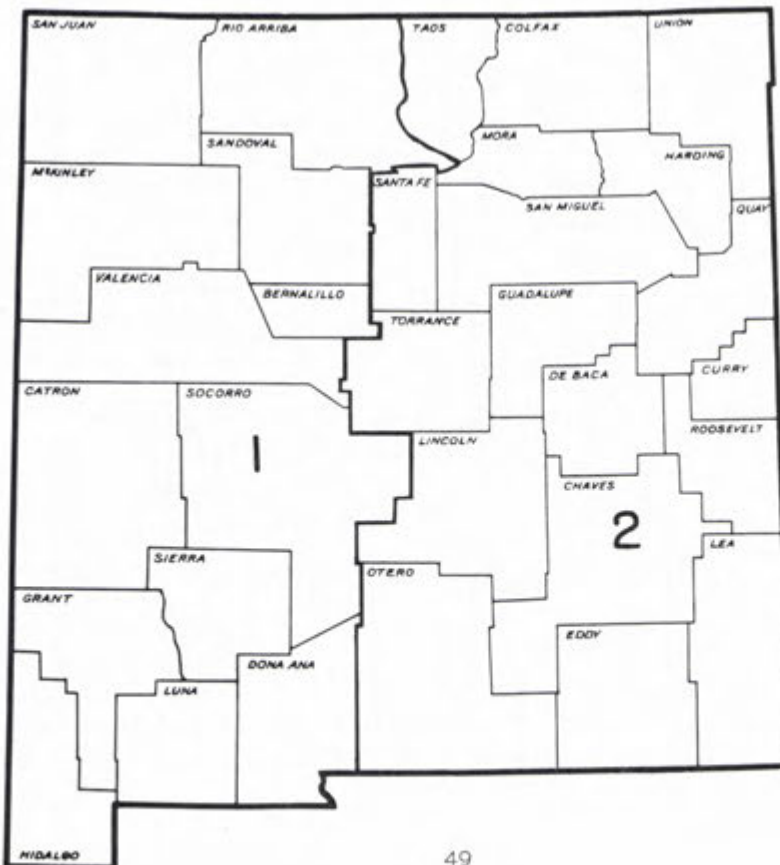
Table 43. -- Grade and staple of upland cotton ginned, by States and districts, 1964-65

Grade and staple	MISSISSIPPI					NEW MEXICO		
	Ginned in District				Ginned in the State	Ginned in District		Ginned in the State
	1	2	3	4		1	2	
Grade	Bales	Bales	Bales	Bales	Bales	Bales	Bales	Bales
White:								
G.M.	1,103	63	134	-	1,300	1,022	298	1,320
S.M.	120,211	48,220	20,599	7,108	196,138	12,441	11,181	23,622
M.+	14,597	440	1,270	290	16,597	43	104	147
M.	333,654	141,165	61,880	35,226	571,925	49,599	55,206	104,805
S.L.M.+	31,722	4,766	1,381	737	38,606	3,354	608	3,962
S.L.M.	553,083	172,941	60,205	17,497	803,726	13,437	28,523	41,960
L.M.+	38,238	9,735	3,334	297	51,604	407	1,632	2,039
L.M.	141,040	40,387	12,436	4,260	198,123	1,243	3,968	5,211
S.G.O.+	1,583	675	59	10	2,327	-	68	68
S.G.O.	15,567	5,361	1,180	586	22,694	561	1,093	1,654
G.O.+	54	23	-	21	98	-	-	-
G.O.	2,787	519	307	85	3,698	784	359	1,143
Total	1,253,639	424,295	162,785	66,117	1,906,836	82,891	103,040	185,931
Light Spotted:								
G.M.	-	-	41	-	41	-	-	-
S.M.	3,990	3,137	1,715	793	9,635	617	1,108	1,725
M.	64,684	33,663	22,237	11,194	131,778	5,093	11,783	16,876
S.L.M.	67,501	22,166	19,196	9,179	118,042	1,294	6,527	7,821
L.M.	12,825	6,577	1,828	1,049	22,279	799	2,732	3,531
Total	149,000	65,543	45,017	22,215	281,775	7,803	22,150	29,953
Spotted:								
All grades . . .	4,086	1,983	341	783	7,193	97	2,571	2,668
Tinged:								
All grades . . .	97	51	-	7	155	10	143	153
Light Gray:								
All grades . . .	16,089	4,775	2,091	479	23,434	99	856	955
Gray:								
All grades . . .	1,199	232	92	11	1,534	-	102	102
Below Grade. . .	1,448	621	155	70	2,294	94	1,211	1,305
All grades . . .	1,425,558	497,500	210,481	89,682	2,223,221 <u>1/</u>	90,994	130,073	221,067 <u>1/</u>
Grade Index. . .	94.8	95.4	95.8	96.3	95.1	98.4	96.2	97.1
Staple (inches)								
13/16 & shorter. .	4	-	-	-	4	-	35	35
7/8.	-	-	-	-	-	-	550	550
29/32.	24	-	12	7	43	-	3,545	3,545
15/16.	94	38	11	-	143	-	13,705	13,705
31/32.	517	298	8	7	830	-	8,592	8,592
1	9,919	7,989	1,127	844	19,879	72	3,946	4,018
1-1/32	240,505	116,370	44,626	18,060	419,561	78	2,362	2,440
1-1/16	995,480	351,465	147,039	61,327	1,555,311	1,146	8,444	9,590
1-3/32	173,201	21,134	17,411	9,309	221,055	6,207	13,236	19,443
1-1/8.	5,678	206	247	128	6,259	38,026	43,238	81,264
1-5/32	136	-	-	-	136	44,132	32,049	76,181
1-3/16	-	-	-	-	-	1,219	361	1,580
1-7/32	-	-	-	-	-	-	10	10
1-1/4 & longer . .	-	-	-	-	-	114	-	114
All staples. . .	1,425,558	497,500	210,481	89,682	2,223,221 <u>1/</u>	90,994	130,073	221,067 <u>1/</u>
Average staple (32nd inches) . .	33.9	33.8	33.9	33.9	33.9	36.4	34.7	35.4

1/ As reported by the Bureau of the Census, running bales.



MISSISSIPPI
DISTRICTS FOR COTTON
QUALITY REPORTS



NEW MEXICO
DISTRICTS FOR COTTON
QUALITY REPORTS

Table 44. -- Grade and staple of upland cotton ginned, by States and districts, 1964-65

Grade and staple	NORTH CAROLINA				OKLAHOMA			
	Ginned in District			Ginned in the State	Ginned in District			Ginned in the State
	1	2	3		1	2	3	
Grade	Bales	Bales	Bales	Bales	Bales	Bales	Bales	Bales
White:								
G.M.	-	-	-	-	9	-	-	9
S.M.	855	362	42	1,259	1,139	10	41	1,190
M.+	6	23	-	29	9	-	11	20
M.	14,852	12,892	9,049	36,793	6,646	758	895	8,299
S.L.M.+	577	933	711	2,221	486	385	75	946
S.L.M.	21,112	41,491	28,069	90,672	10,408	4,321	3,760	18,489
L.M.+	1,301	3,006	3,099	7,406	355	250	179	784
L.M.	11,357	63,400	62,884	137,641	2,691	1,299	1,484	5,474
S.G.O.+	648	1,120	1,124	2,892	40	21	20	81
S.G.O.	1,777	11,293	12,713	25,783	733	198	423	1,354
G.O.+	62	10	29	101	-	-	-	-
G.O.	234	795	1,353	2,382	121	38	42	201
Total	52,781	135,325	119,073	307,179	22,637	7,280	6,930	36,847
Light Spotted:								
G.M.	-	-	-	-	-	-	-	-
S.M.	52	41	21	114	3,122	160	334	3,616
M.	2,024	2,139	1,107	5,270	25,296	3,830	5,073	34,199
S.L.M.	2,116	8,231	7,145	17,492	54,703	4,157	9,136	67,996
L.M.	1,498	6,317	6,152	13,967	18,801	1,862	3,853	24,516
Total	5,690	16,728	14,425	36,843	101,922	10,009	18,396	130,327
Spotted:								
G.M.	-	-	-	-	-	-	-	-
S.M.	11	-	-	11	116	31	54	201
M.	23	151	34	208	8,542	320	696	9,558
S.L.M.	206	357	227	790	56,034	1,159	4,503	61,696
L.M.	974	566	299	1,839	22,086	940	2,646	25,672
Total	1,214	1,074	560	2,848	86,778	2,450	7,899	97,127
Tinged:								
All grades . . .	177	56	22	255	5,719	124	747	6,590
Stained:								
All grades . . .	-	-	-	-	81	-	-	81
Light Gray:								
G.M.	-	11	-	11	-	-	-	-
S.M.	-	619	75	694	421	-	11	432
M.	1,507	26,133	7,623	35,263	517	43	-	560
S.L.M.	205	1,901	1,070	3,176	20	-	10	30
Total	1,712	28,664	8,768	39,144	958	43	21	1,022
Gray:								
All grades . . .	177	911	453	1,541	9	-	10	19
Below Grade . . .	84	182	151	417	4,687	441	924	6,052
All grades . . .	61,835	182,940	143,452	388,227 1/	222,791	20,347	34,927	278,065 1/
Grade index . . .	92.1	88.8	87.3	88.8	86.1	89.3	86.9	86.4
Staple (inches)								
13/16 & shorter . .	-	-	-	-	1,356	39	310	1,705
7/8	-	-	-	-	20,324	655	5,779	26,758
29/32	11	-	-	11	64,953	2,833	8,999	76,785
15/16	67	46	-	113	83,828	7,573	9,941	101,342
31/32	117	213	42	372	26,305	3,381	3,264	32,950
1	2,019	9,362	3,566	14,947	10,682	1,747	1,198	13,627
1-1/32	32,142	134,953	85,721	252,816	4,882	1,015	2,184	8,081
1-1/16	26,066	37,223	53,217	116,506	6,695	2,069	2,693	11,457
1-3/32	1,413	1,109	906	3,428	3,150	929	467	4,546
1-1/8	-	34	-	34	588	106	92	786
1-5/32	-	-	-	-	28	-	-	28
1-3/16	-	-	-	-	-	-	-	-
1-7/32	-	-	-	-	-	-	-	-
1-1/4 & longer . .	-	-	-	-	-	-	-	-
All staples . . .	61,835	182,940	143,452	388,227 1/	222,791	20,347	34,927	278,065 1/
Average staple (32nd inches) . .	33.4	33.2	33.4	33.3	30.0	30.9	30.1	30.1

1/ As reported by the Bureau of the Census, running bales.



NORTH CAROLINA

DISTRICTS FOR COTTON
QUALITY REPORTS



OKLAHOMA

DISTRICTS FOR COTTON
QUALITY REPORTS

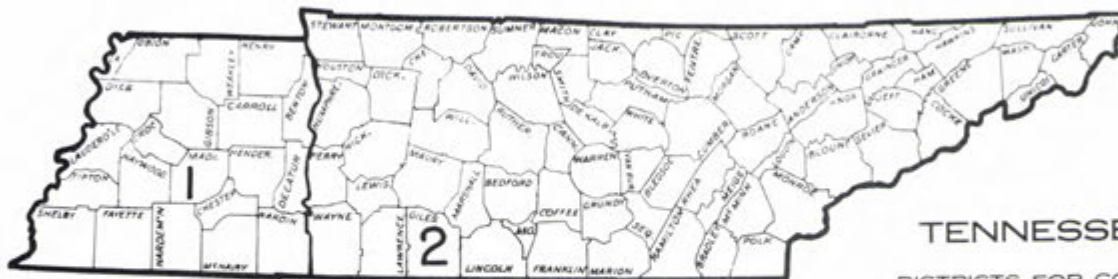
Table 45. -- Grade and staple of upland cotton ginned, by States and districts, 1964-65

Grade and staple	SOUTH CAROLINA				TENNESSEE		
	Ginned in District			Ginned in the State	Ginned in District		Ginned in the State
	1	2	3		1	2	
Grade	Bales	Bales	Bales	Bales	Bales	Bales	Bales
White:							
G.M.	-	-	-	-	35	-	35
S.M.	384	1,727	1,206	3,317	43,517	1,985	45,502
M+.	58	14	24	96	797	-	797
M.	18,146	29,660	21,399	69,205	194,005	7,660	201,665
S.L.M+.	494	1,061	1,004	2,559	8,632	1,160	9,792
S.L.M.	33,648	91,680	50,657	175,985	189,909	16,255	206,164
L.M+.	1,777	4,372	3,153	9,302	19,506	2,256	21,762
L.M.	16,672	85,773	30,472	132,917	42,047	2,065	44,112
S.G.O+.	445	1,812	345	2,602	1,716	8	1,724
S.G.O.	2,882	18,328	5,091	26,301	6,918	65	6,983
G.O+.	-	-	-	-	91	-	91
G.O.	119	2,251	605	2,975	681	-	681
Total	74,625	236,678	113,956	425,259	507,854	31,454	539,308
Light Spotted:							
G.M.	-	-	-	-	-	-	-
S.M.	1,288	1,628	1,547	4,463	5,240	172	5,412
M.	4,307	14,028	9,067	27,402	43,027	3,783	46,810
S.L.M.	5,450	28,765	14,802	49,017	37,233	2,482	39,715
L.M.	1,517	14,787	6,186	22,490	17,363	568	17,931
Total	12,562	59,208	31,602	103,372	102,863	7,005	109,868
Spotted:							
All grades . . .	375	1,384	911	2,670	10,552	153	10,705
Tinged:							
All grades . . .	23	19	4	46	206	-	206
Light Gray:							
G.M.	-	13	9	22	-	-	-
S.M.	327	1,807	511	2,645	995	-	995
M.	1,808	11,939	2,695	16,442	1,088	12	1,100
S.L.M.	343	9,539	1,482	11,364	331	17	348
Total	2,478	23,298	4,697	30,473	2,414	29	2,443
Gray:							
All grades . . .	75	1,560	294	1,929	527	-	527
Below Grade. . .	71	682	294	1,047	2,586	48	2,634
All grades	90,209	322,829	151,758	564,796 ^{1/}	627,002	38,689	665,691 ^{1/}
Grade index. . . .	92.4	89.5	91.3	90.4	94.8	94.8	94.8
Staple (inches)							
13/16 & shorter. .	-	-	-	-	-	-	-
7/8.	-	-	-	-	28	-	28
29/32.	-	18	15	33	-	-	-
15/16.	-	194	59	253	341	5	346
31/32.	-	1,327	246	1,573	2,233	39	2,272
1	1,180	12,920	4,960	19,060	19,454	1,048	20,502
1-1/32	28,414	183,655	72,021	284,090	151,617	13,839	165,456
1-1/16	46,657	116,829	67,130	230,616	431,935	23,450	455,385
1-3/32	11,962	7,600	7,110	26,672	21,288	308	21,596
1-1/8.	1,976	264	210	2,450	106	-	106
1-5/32	20	14	-	34	-	-	-
1-3/16	-	-	7	7	-	-	-
1-7/32	-	-	-	-	-	-	-
1-1/4 & longer . .	-	8	-	8	-	-	-
All staples. . . .	90,209	322,829	151,758	564,796 ^{1/}	627,002	38,689	665,691 ^{1/}
Average staple (32nd inches) . .	33.8	33.4	33.5	33.5	33.7	33.6	33.7

^{1/} As reported by the Bureau of the Census, running bales.



SOUTH CAROLINA
DISTRICTS FOR COTTON
QUALITY REPORTS



TENNESSEE
DISTRICTS FOR COTTON
QUALITY REPORTS

Table 46. -- Grade and staple of upland cotton ginned in Texas, by districts, 1964-65

Grade and staple	Ginned in District										Ginned in the State
	1	2	3	4	5	6	7	8	9	10	
Grade	Bales	Bales	Bales	Bales	Bales	Bales	Bales	Bales	Bales	Bales	Bales
White:											
G.M.	-	-	-	23	62	761	-	10	26	122	1,004
S.M.	7,455	3,616	11	793	3,537	15,004	10	6,564	2,071	20,048	59,109
M+.	82	18	-	-	367	677	-	471	595	767	2,977
M.	145,554	25,230	218	3,070	19,466	59,718	245	41,114	24,603	102,507	421,725
S.L.M+.	9,099	680	-	200	3,249	6,114	-	2,794	2,311	4,378	28,825
S.L.M.	713,991	28,129	155	4,765	26,826	49,528	234	47,913	61,850	125,597	1,058,988
L.M+.	98,517	2,074	-	415	1,495	2,597	23	3,447	3,836	3,086	115,490
L.M.	182,630	9,341	47	3,155	5,863	5,374	102	10,033	13,420	12,731	242,696
S.G.O+.	7,137	312	-	150	152	140	-	252	241	221	8,605
S.G.O.	15,901	1,234	11	1,291	779	2,093	34	2,590	1,248	3,181	28,362
G.O+.	206	81	-	42	-	-	-	82	68	48	527
G.O.	3,100	150	-	209	134	1,232	12	1,173	218	1,720	7,948
Total	1,183,672	70,865	442	14,113	61,930	143,238	660	116,443	110,487	274,406	1,976,256
Light Spotted:											
G.M.	-	-	-	-	-	-	-	-	-	11	11
S.M.	5,627	8,345	202	6,073	1,388	1,456	165	10,941	1,835	7,215	43,247
M.	309,388	123,632	3,194	122,234	10,821	18,408	2,376	94,473	54,321	35,325	774,172
S.L.M.	296,122	123,808	2,909	134,916	15,689	8,365	4,566	64,397	54,369	30,685	737,826
L.M.	38,642	20,429	1,162	42,485	5,427	4,973	934	10,784	7,532	7,208	139,576
Total	651,779	276,214	7,467	305,708	33,325	33,202	8,041	180,595	118,057	80,444	1,694,832
Spotted:											
G.M.	-	-	-	-	-	-	-	10	-	-	10
S.M.	496	912	22	719	-	89	61	410	56	1,354	4,121
M.	21,392	37,695	946	46,538	565	975	1,451	5,138	1,881	2,140	118,721
S.L.M.	24,129	64,076	1,499	39,444	1,220	602	5,397	2,670	2,258	1,314	142,609
L.M.	6,667	11,939	593	10,113	566	678	954	879	713	723	33,825
Total	52,686	114,622	3,060	96,814	2,351	2,344	7,863	9,107	4,908	5,531	299,286
Tinged:											
All grades . .	4,608	11,946	827	3,700	68	86	990	20	-	46	22,291
Stained:											
All grades . .	230	1,150	11	10	-	18	121	-	-	-	1,540
Light Gray:											
All grades . .	2,847	471	-	380	1,702	636	-	1,556	804	6,881	15,277
Gray:											
All grades . .	855	239	-	385	337	31	11	239	399	659	3,155
Below Grade. . .	4,661	2,408	130	5,069	611	1,932	206	2,013	805	2,438	20,273
All grades . . .	1,901,338	477,915	11,937	426,179	100,324	181,487	17,892	309,973	235,460	370,405	4,032,910 ^{1/}
Grade Index. . .	92.3	90.5	88.2	89.7	93.2	95.5	86.4	93.7	92.9	95.1	92.3
Staple (inches)											
13/16 & shorter.	2,409	7,492	365	32,380	855	10	944	1,781	147	737	47,120
7/8.	38,116	55,234	3,179	221,383	5,838	154	6,604	17,929	668	2,821	351,926
29/32.	339,485	185,330	5,017	125,559	4,172	359	7,500	52,428	2,465	5,767	728,082
15/16.	1,120,932	191,927	3,022	35,417	5,981	4,776	2,029	90,058	9,944	12,644	1,476,730
31/32.	291,785	25,250	321	5,596	5,994	18,126	348	60,493	25,041	17,805	450,759
1.	68,845	6,320	33	2,428	12,959	20,082	184	40,369	58,382	76,794	286,396
1-1/32.	18,964	1,906	-	1,925	30,818	11,306	56	29,812	86,057	193,270	374,114
1-1/16.	8,633	2,324	-	1,328	29,427	24,544	102	16,088	47,820	57,671	187,937
1-3/32.	5,034	1,628	-	163	4,006	12,737	114	966	4,841	2,841	32,330
1-1/8.	5,810	474	-	-	274	40,632	11	49	83	26	47,359
1-5/32.	1,178	30	-	-	-	47,750	-	-	12	-	48,970
1-3/16.	125	-	-	-	-	339	-	-	-	-	464
1-7/32.	-	-	-	-	-	75	-	-	-	9	84
1-1/4 & longer .	22	-	-	-	-	597	-	-	-	20	639
All staples. . .	1,901,338	477,915	11,937	426,179	100,324	181,487	17,892	309,973	235,460	370,405	4,032,910 ^{1/}
Average staple (32nd inches) .	30.1	29.5	29.0	28.4	32.4	34.6	28.7	30.7	32.6	32.7	30.5

^{1/} As reported by the Bureau of the Census, running bales.

