


COTTON
QUALITY
CROP OF 1966



UNITED STATES DEPARTMENT OF AGRICULTURE
Consumer and Marketing Service Cotton Division
Memphis, Tennessee

Vol. 40, No. 7

August 1967



Cotton Quality - United States

1966 Crop

Introduction

The quality of cotton ginned in the United States from the 1966 crop is presented in this report. These quality estimates are based on the classification of samples representing approximately ten percent of the 1966 cotton crop. The sample distribution of the various qualities of upland and American-Egyptian cotton was raised to total ginnings as reported by the Bureau of the Census. Quality statistics on the grade and staple of the 1966 crop for the major cotton producing states are presented in this report. Estimates on the micronaire and fiber strength distribution of the 1966 crop are also included. This is the first year fiber strength data have been available on the entire crop.

A report covering the qualities of cotton on hand August 1, 1967 by principal types of storage will be released as soon as possible after August 1. In addition to quality estimates of cotton in the carry-over, this report will include quality data on the crop, supply and disappearance of upland cotton for the 1966-67 season with comparative data for preceding years.

Upland cotton ginned from the 1966 crop contained a record low proportion - 18 percent - of Middling and higher White grades. This was the third consecutive season in which the proportion of these higher White grades decreased and set new record lows. Strict Low Middling and Strict Low Middling Plus, combined, accounted for nearly 30 percent of total ginnings compared with 33 percent in the previous season. Light Spotted grades comprised 32 percent of total ginnings this season, the largest proportion since official standards for these grades were promulgated in 1958. Spotted grades were equivalent to nine percent of total ginnings against two percent a year ago. The 1966 grade index was 92.0 (Middling White equals 100) as compared with the 1965 index of 93.0.

The average staple length of the 1966 upland crop was 33.0 thirty-seconds inches, slightly longer than the 1965 average length of 32.8 thirty-seconds inches. Compared with a year earlier, the sharpest changes in the staple distribution of the 1966 crop occurred in the lengths 1-1/32" and 1-3/32". Cotton stapling 1-1/32" accounted for 14 percent of total ginnings against 19 percent a year earlier. Nearly 17 percent of the 1966 ginnings was in the 1-3/32" staple length compared with 12 percent in the preceding season. Cotton stapling 1-1/16" was equivalent to nearly 35 percent of the 1966 crop against 34 percent a year ago.

The distribution of the 1966 upland crop by micronaire readings indicated that about two-thirds of total ginnings was in the 3.5-4.9 range. A year earlier, nearly three-fourths of the crop was in this generally preferred mike category. A larger proportion of the 1966 crop miked in the 5.0 and higher category than the previous year. Low mike cotton 3.0 and below, comprised about the same proportion as a year earlier. The 1966 average micronaire reading was 4.2, the same as in the previous two years. The estimated average fiber strength (zero gage) of the 1966 upland crop was 81.4 thousand pounds per square inch.

American-Egyptian cotton ginned from the 1966 crop averaged slightly higher in grade than a year earlier and the same in staple length. About 83 percent of 1966 ginnings was Grade 4 and higher against 79 percent in the previous season. Cotton stapling 1-3/8" and longer accounted for 90 percent of the 1966 crop, the same as for 1965.

Cotton ginned from the 1966 crop totaled 9,562,000 bales, according to the Bureau of the Census. This was the smallest crop since 1946 and compared with 1965 ginnings of 14,933,000 bales and the 1960-64 average of 14,779,000 bales.

Table 1. -- Grade and staple of upland cotton ginned in the United States, 1966-67

Grade	Code	Bales													All staples		
		13/16" and shorter (26)	7/8" (28)	29/32" (29)	15/16" (30)	31/32" (31)	1" (32)	1-1/32" (33)	1-1/16" (34)	1-3/32" (35)	1-1/8" (36)	1-5/32" (37)	1-3/16" (38)	1-7/32" (39)	1-1/4" and longer (40)	Bales	Percent
White:																	
G.M.	(11)	-	-	-	-	-	19	72	132	12	12	78	33	-	-	358	•
S.M.	(21)	-	10	73	138	459	2,862	19,603	70,573	19,981	2,091	7,894	1,786	98	143	125,430	1.3
M.+	(30)	-	-	21	166	86	63	542	1,947	753	101	275	31	-	14	3,999	•
M.	(31)	-	130	2,749	17,658	15,813	27,813	172,416	756,469	435,263	31,689	63,585	15,003	566	3,576	1,564,730	16.5
S.L.M.+	(40)	-	-	60	462	319	844	6,440	37,453	39,509	3,753	11,924	1,760	34	920	103,495	1.1
S.L.M.	(41)	33	830	14,403	54,505	36,332	51,305	366,800	1,317,433	727,432	67,817	40,299	8,563	1,396	7,100	2,694,324	28.6
L.M.+	(50)	-	10	292	1,595	778	1,455	12,086	73,493	73,248	12,332	1,780	517	146	330	178,052	1.9
L.M.	(51)	-	489	9,298	19,768	7,860	19,770	125,687	268,498	127,789	16,422	2,173	1,081	318	497	616,620	6.5
S.G.O.+	(60)	-	10	80	419	172	128	1,183	3,943	5,051	739	75	-	10	11,810	0.1	
S.G.O.	(61)	30	387	3,248	6,145	3,540	6,377	22,150	37,028	9,710	1,672	195	76	10	92,578	1.0	
G.O.+	(70)	-	29	125	116	106	106	152	267	261	9	-	-	-	1,065	•	
G.O.	(71)	11	95	955	1,787	1,362	2,059	4,782	7,280	917	164	31	30	-	10	19,483	0.2
Total		74	1,921	31,208	102,778	66,837	114,598	731,913	2,593,511	1,439,926	136,801	148,309	28,880	2,568	12,610	5,411,944	57.2
Light Spotted:																	
G.M.	(12)	-	-	-	-	-	-	-	-	-	-	-	-	-	-	19	•
S.M.	(22)	-	31	763	2,737	2,225	3,067	6,771	6,973	1,227	1,850	4,669	463	48	235	33,079	0.3
M.	(32)	43	4,894	78,623	361,347	149,570	76,161	136,241	182,056	34,032	11,076	20,643	2,957	199	2,518	1,060,360	11.2
S.L.M.	(42)	423	24,566	233,714	427,039	107,635	67,842	205,261	306,920	85,604	10,478	5,307	1,638	294	3,045	1,479,766	15.6
L.M.	(52)	157	14,841	90,022	84,588	24,472	32,073	77,547	202,812	30,104	2,569	377	503	50	539	430,754	4.5
Total		623	44,332	393,142	875,711	283,902	179,143	425,820	990,771	140,976	26,073	30,996	5,361	591	6,337	3,003,978	31.6
Spotted:																	
G.M.	(13)	-	-	-	-	-	-	-	-	-	-	-	-	-	-	29	•
S.M.	(23)	-	33	286	1,106	696	332	686	964	206	278	347	19	-	10	4,903	0.1
M.	(33)	297	5,831	69,284	186,449	41,411	16,289	16,375	18,832	2,848	855	440	116	31	186	359,244	3.8
S.L.M.	(43)	923	10,514	71,567	136,779	25,133	16,919	36,059	39,180	5,772	580	194	198	63	244	346,125	3.6
L.M.	(53)	410	4,510	17,821	24,248	6,167	10,870	28,154	20,578	2,329	278	110	59	29	111	115,674	1.2
Total		1,630	20,868	198,958	348,582	73,407	44,450	83,285	79,554	11,163	1,991	1,091	392	123	541	826,025	8.7
Tinged:																	
G.M.	(14)	-	-	-	-	-	-	-	-	-	-	-	-	-	-	309	•
S.M.	(24)	-	40	68	110	37	10	249	50	10	31	206	10	-	10	434	•
M.	(34)	921	7,790	23,582	20,560	2,583	1,019	1,490	627	72	-	10	18	10	21	58,903	0.6
S.L.M.	(44)	1,377	7,973	19,358	13,027	1,387	2,627	4,628	1,534	46	17	-	8	-	10	51,992	0.5
L.M.	(54)	634	2,502	4,782	2,748	748	2,424	3,597	880	75	-	-	-	-	-	18,397	0.2
Total		2,922	18,305	47,790	36,445	4,755	6,089	10,019	3,355	203	55	10	26	10	41	130,035	1.3
Stained:																	
G.M.	(15)	-	13	-	-	-	-	-	-	-	-	-	-	-	-	17	•
S.M.	(25)	-	-	27	7	10	-	-	-	-	-	-	-	-	-	44	•
M.	(35)	332	1,415	1,599	437	50	64	24	19	-	-	-	-	-	-	3,930	•
Total		332	1,428	1,616	444	60	64	24	23	-	-	-	-	-	-	3,991	•
Light Gray:																	
G.M.	(16)	-	-	-	-	-	-	-	-	-	-	-	-	-	-	80	•
S.M.	(26)	8	-	30	113	122	276	3,264	3,905	648	10	50	-	-	-	8,446	0.1
M.	(36)	-	9	91	646	1,382	3,547	11,959	8,103	1,066	44	22	50	-	8	26,927	0.3
S.L.M.	(46)	-	33	22	180	422	3,108	2,668	3,624	120	-	-	10	10	10	8,197	0.1
Total		8	42	143	939	1,926	4,931	17,933	15,681	1,843	54	72	50	10	18	43,650	0.5
Gray:																	
G.M.	(17)	-	-	-	-	-	-	-	-	-	-	-	-	-	-	9	•
S.M.	(27)	-	-	21	21	31	31	89	233	-	-	-	-	-	-	395	•
M.	(37)	-	14	10	153	291	433	839	633	18	-	-	-	-	10	2,401	•
S.L.M.	(47)	-	21	40	135	215	404	736	1,231	32	-	-	-	-	-	2,814	•
Total		-	35	50	309	527	868	1,673	2,097	50	-	-	-	-	10	5,619	•
Below Grade		2,104	6,396	8,471	11,279	5,787	8,761	12,669	9,008	1,192	231	35	40	-	10	65,995	0.7
All grades		7,703	93,399	641,378	1,376,467	437,171	358,874	1,283,336	3,204,000	1,595,353	165,205	180,513	34,949	3,302	19,567	9,491,197	100.0
All grades		Percent	Percent	Percent	Percent	Percent	Percent	Percent	Percent	Percent	Percent	Percent	Percent	Percent	Percent	Percent	Percent
All grades		0.1	1.0	6.8	14.5	4.6	3.8	13.5	34.8	16.8	1.7	1.9	0.4	•	0.1	100.0	
1/ As reported by the Bureau of the Census, running bales.																	
• Less than 0.05 percent.																	
Grade index..... 92.0																	
Average staple..... 33.0																	

Table 2. -- Grade and staple of upland cotton ginned in the United States, during specified periods, 1966-67

Grade and staple	Code	Prior to Sept. 1	September	October	November	After Nov. 30	Total Crop	Prior to Sept. 1	September	October	November	After Nov. 30	Total Crop
		Bales	Bales	Bales	Bales	Bales	Bales	Percent	Percent	Percent	Percent	Percent	Percent
White:													
G.M.	(11)	133	24	172	29	-	358	*	*	*	*	-	*
S.M.	(21)	9,161	48,665	53,545	13,489	570	125,430	2.3	5.1	1.5	0.4	0.1	1.3
M+	(30)	281	1,251	1,726	702	39	3,999	0.1	0.1	*	*	*	*
M.	(31)	62,132	213,368	934,840	334,111	20,279	1,564,730	15.7	22.6	25.6	9.0	2.6	16.5
S.L.M.+	(40)	4,235	7,541	61,050	28,429	2,240	103,495	1.1	0.8	1.7	0.8	0.3	1.1
S.L.M.	(41)	137,565	222,667	1,413,392	853,945	66,715	2,694,324	34.9	23.6	38.7	22.9	8.5	28.6
L.M.+	(50)	5,670	10,770	95,782	63,052	2,778	178,052	1.4	1.1	2.6	1.7	0.4	1.9
L.M.	(51)	22,394	70,444	257,884	228,843	37,055	616,620	5.7	7.4	7.1	6.2	4.7	6.5
S.O.O.+	(60)	157	547	3,519	6,905	682	11,810	*	0.1	0.1	0.2	0.1	0.1
S.O.O.	(61)	1,339	9,787	22,811	35,758	22,883	92,578	0.3	1.0	0.6	1.0	2.9	1.0
O.O.+	(70)	48	481	297	214	25	1,065	*	0.1	*	*	*	*
O.O.	(71)	442	2,213	2,269	5,611	8,948	19,483	0.1	0.2	0.1	0.2	1.1	0.2
Total		243,577	587,778	2,847,287	1,571,088	162,214	5,411,944	61.6	62.1	78.0	42.4	20.7	57.2
Light Spotted:													
G.M.	(12)	-	-	-	19	-	19	-	-	-	*	-	*
S.M.	(22)	4,956	4,188	9,035	13,510	1,390	33,079	1.3	0.4	0.2	0.4	0.2	0.3
M.	(32)	68,199	70,765	204,145	645,621	71,630	1,060,360	17.3	7.5	5.6	17.4	9.1	11.2
S.L.M.	(42)	63,437	169,707	414,672	685,116	146,834	1,479,766	16.0	17.9	11.4	18.5	18.5	15.6
L.M.	(52)	8,486	80,889	122,837	148,967	69,575	430,754	2.1	8.6	3.4	4.0	8.8	4.5
Total		145,078	325,549	750,689	1,493,233	289,429	3,003,978	36.7	34.4	20.6	40.3	36.6	31.6
Spotted:													
G.M.	(13)	10	-	-	-	19	29	*	-	-	-	*	*
S.M.	(23)	296	122	691	3,413	431	4,953	0.1	*	*	0.1	0.1	0.1
M.	(33)	1,686	2,101	9,128	274,776	71,553	359,244	0.4	0.2	0.3	7.4	9.1	3.8
S.L.M.	(43)	1,800	7,833	16,390	216,810	103,292	346,125	0.5	0.8	0.4	5.8	13.1	3.6
L.M.	(53)	565	9,051	9,974	52,061	44,023	115,674	0.1	1.0	0.3	1.4	5.6	1.2
Total		4,357	19,107	36,183	547,060	219,318	826,025	1.1	2.0	1.0	14.7	27.9	8.7
Tinged:													
G.M.	(14)	-	-	-	309	-	309	-	-	-	*	-	*
S.M.	(24)	-	-	-	358	76	434	-	-	-	*	*	*
M.	(34)	-	-	91	35,699	23,113	58,903	-	-	*	1.0	2.9	0.6
S.L.M.	(44)	-	21	151	21,971	29,849	51,992	-	*	*	0.6	3.8	0.5
L.M.	(54)	-	41	99	4,376	13,881	18,397	-	*	*	0.1	1.6	0.2
Total		-	62	341	62,713	66,919	130,035	-	*	*	1.7	8.5	1.3
Stained:													
G.M.	(15)	-	-	-	-	17	17	-	-	-	*	*	*
S.M.	(25)	-	-	-	10	34	44	-	-	-	*	*	*
M.	(35)	-	-	-	534	3,396	3,930	-	-	-	*	0.4	*
Total		-	-	-	544	3,447	3,991	-	-	-	*	0.4	*
Light Gray:													
G.M.	(16)	-	12	11	57	-	80	-	*	*	*	-	*
S.M.	(26)	370	482	2,834	4,000	760	8,446	0.1	0.1	0.1	0.1	0.1	0.1
M.	(36)	1,289	2,832	4,923	12,969	4,894	26,927	0.3	0.3	0.1	0.3	0.6	0.3
S.L.M.	(46)	232	1,029	671	2,673	3,592	8,197	0.1	0.1	*	0.1	0.5	0.1
Total		1,891	4,355	8,439	19,719	9,246	43,650	0.5	0.5	0.2	0.5	1.2	0.5
Gray:													
G.M.	(17)	-	-	-	-	9	9	-	-	-	*	*	*
S.M.	(27)	10	11	34	79	261	395	*	*	*	*	*	*
M.	(37)	150	611	201	646	793	2,401	*	0.1	*	*	0.1	*
S.L.M.	(47)	20	684	159	267	1,684	2,814	*	0.1	*	*	0.2	*
Total		180	1,306	394	992	2,747	5,619	*	0.2	*	*	0.3	*
Below Grade		309	7,597	7,230	16,510	34,309	65,955	0.1	0.8	0.2	0.4	4.4	0.7
All grades		395,392	945,754	3,650,563	3,711,859	787,629	9,491,197 1/2	100.0	100.0	100.0	100.0	100.0	100.0
Grade index		94.0	92.5	93.8	91.4	85.2	92.0	-	-	-	-	-	-
Staple (inches)													
13/16 & shorter													
7/8	(28)	30	160	571	2,194	4,748	7,703	*	*	*	0.1	0.6	0.1
29/32	(29)	520	16,760	27,549	27,342	21,188	93,359	0.1	1.8	0.8	0.7	2.7	1.0
15/16	(30)	4,646	88,189	184,119	270,007	94,417	641,378	1.2	9.3	5.0	7.3	12.0	6.8
31/32	(31)	21,249	68,622	169,223	866,818	250,575	1,376,487	5.4	7.3	4.6	23.4	32.0	14.5
1	(32)	36,321	27,045	25,616	292,941	55,248	437,171	9.2	2.9	0.7	7.9	7.0	4.6
1-1/32	(33)	64,829	51,213	34,285	144,675	63,872	358,874	16.4	5.4	0.9	3.9	8.1	3.8
1-1/16	(34)	128,691	256,342	405,005	348,816	144,402	1,283,336	32.5	27.1	11.1	9.4	18.3	13.5
1-3/32	(35)	130,068	358,161	1,610,191	1,070,309	125,271	3,294,000	33.0	37.8	44.2	28.7	15.9	34.8
1-1/8	(36)	7,705	69,775	980,655	525,996	11,222	1,595,353	1.9	7.4	26.9	14.2	1.4	16.8
1-5/32	(37)	500	6,598	89,569	60,414	8,124	165,205	0.1	0.7	2.5	1.6	1.0	1.7
1-3/16	(38)	51	2,398	104,013	70,071	3,980	180,513	*	0.3	2.8	1.9	0.5	1.9
1-7/32	(39)	73	104	14,642	18,177	1,953	34,949	*	*	0.4	0.5	0.2	0.4
1-1/4	(40)	229	97	694	2,090	192	3,302	0.1	*	*	0.1	*	*
& longer		480	290	4,431	12,009	2,357	19,567	0.1	*	0.1	0.3	0.3	0.1
All staples		395,392	945,754	3,650,563	3,711,859	787,629	9,491,197 1/2	100.0	100.0	100.0	100.0	100.0	100.0
Average staple (32nd inches)		32.6	32.8	33.8	32.5	31.4	33.0	-	-	-	-	-	-

1/ As reported by the Bureau of the Census, running bales.
* Less than 0.05 percent.

Table 3. -- Grade and staple of American-Egyptian cotton ginned, by states and United States, 1966-67

Grade	Ginnings							Percentages							
	1-1/4 inches and shorter	1-5/16 inches	1-3/8 inches	1-7/16 inches	1-1/2 inches	1-9/16 inches and longer	All staples	1-1/4 inches and shorter	1-5/16 inches	1-3/8 inches	1-7/16 inches	1-1/2 inches	1-9/16 inches and longer	All staples	
	(40)	(42)	(44)	(46)	(48)	(50)		(40)	(42)	(44)	(46)	(48)	(50)		
Code	Bales	Bales	Bales	Bales	Bales	Bales	Bales	Percent	Percent	Percent	Percent	Percent	Percent	Percent	
TEXAS															
1	(10)	-	-	244	18	-	-	262	-	-	1.1	1.0	-	-	1.0
2	(20)	-	10	6,314	100	-	-	6,424	-	0.5	29.3	5.7	-	-	24.9
3	(30)	-	60	10,046	1,092	-	-	11,198	-	2.8	46.8	62.2	-	-	43.5
4	(40)	-	142	3,982	510	-	-	4,634	-	6.7	18.5	29.0	-	-	18.0
5	(50)	-	371	719	36	-	-	1,126	-	17.6	3.3	2.1	-	-	4.4
6	(60)	62	600	167	-	-	-	829	17.4	28.5	0.8	-	-	-	3.2
7	(70)	140	601	53	-	-	-	794	39.2	28.6	0.2	-	-	-	3.1
8	(80)	55	135	9	-	-	-	199	15.4	6.4	*	-	-	-	0.8
9	(90)	27	148	-	-	-	-	175	7.6	7.0	-	-	-	-	0.7
10	(00)	73	40	-	-	-	-	113	20.4	1.9	-	-	-	-	0.4
All grades		357	2,107	21,534	1,756	-	-	25,754 1/2	100.0	100.0	100.0	100.0	-	-	100.0
NEW MEXICO															
1	(10)	-	-	18	-	-	-	18	-	-	0.2	-	-	-	0.2
2	(20)	-	-	1,526	-	-	-	1,526	-	-	19.6	-	-	-	17.7
3	(30)	-	27	4,865	211	-	-	5,103	-	7.0	62.5	65.9	-	-	59.1
4	(40)	-	79	1,210	109	-	-	1,398	-	20.4	15.5	34.1	-	-	16.2
5	(50)	-	105	113	-	-	-	218	-	27.1	1.5	-	-	-	2.5
6	(60)	-	88	52	-	-	-	140	-	22.7	0.7	-	-	-	1.6
7	(70)	26	44	-	-	-	-	70	17.6	11.4	-	-	-	-	0.8
8	(80)	26	44	-	-	-	-	70	17.6	11.4	-	-	-	-	0.8
9	(90)	32	-	-	-	-	-	32	21.6	-	-	-	-	-	0.4
10	(00)	64	-	-	-	-	-	64	43.2	-	-	-	-	-	0.7
All grades		148	387	7,784	320	-	-	8,639 1/2	100.0	100.0	100.0	100.0	-	-	100.0
ARIZONA															
1	(10)	-	-	69	-	-	-	69	-	-	0.2	-	-	-	0.2
2	(20)	-	9	3,522	45	-	-	3,576	-	0.3	11.1	5.3	-	-	9.9
3	(30)	-	171	11,408	369	-	-	11,948	-	5.1	35.8	43.4	-	-	33.0
4	(40)	11	377	11,609	394	-	-	12,391	11.0	11.1	36.5	46.2	-	-	34.2
5	(50)	11	1,113	4,408	43	-	-	5,575	11.0	32.8	13.8	5.1	-	-	15.4
6	(60)	-	839	647	-	-	-	1,486	-	24.8	2.0	-	-	-	4.1
7	(70)	23	572	148	-	-	-	743	23.0	16.9	0.5	-	-	-	2.1
8	(80)	24	194	19	-	-	-	237	24.0	5.7	0.1	-	-	-	0.7
9	(90)	21	63	-	-	-	-	84	21.0	1.9	-	-	-	-	0.2
10	(00)	10	48	9	-	-	-	67	10.0	1.4	*	-	-	-	0.2
All grades		100	3,386	31,839	851	-	-	36,176 1/2	100.0	100.0	100.0	100.0	-	-	100.0
CALIFORNIA															
1	(10)	-	-	-	-	-	-	-	-	-	-	-	-	-	-
2	(20)	-	-	-	-	-	-	-	-	-	-	-	-	-	-
3	(30)	-	-	-	-	-	-	-	-	-	-	-	-	-	-
4	(40)	-	128	75	-	-	-	203	-	29.4	70.0	-	-	-	34.6
5	(50)	18	143	16	-	-	-	177	43.0	32.8	15.0	-	-	-	30.3
6	(60)	-	148	16	-	-	-	164	-	33.9	15.0	-	-	-	28.0
7	(70)	-	17	-	-	-	-	17	-	3.9	-	-	-	-	2.9
8	(80)	8	-	-	-	-	-	8	19.0	-	-	-	-	-	1.4
9	(90)	8	-	-	-	-	-	8	19.0	-	-	-	-	-	1.4
10	(00)	8	-	-	-	-	-	8	19.0	-	-	-	-	-	1.4
All grades		42	436	107	-	-	-	585 1/2	100.0	100.0	100.0	-	-	-	100.0
UNITED STATES															
1	(10)	-	-	331	18	-	-	349	-	-	0.5	0.6	-	-	0.5
2	(20)	-	19	11,362	145	-	-	11,526	-	0.3	18.5	5.0	-	-	16.2
3	(30)	-	258	26,319	1,672	-	-	28,249	-	4.1	43.2	57.1	-	-	39.6
4	(40)	11	726	16,876	1,013	-	-	18,626	1.7	11.5	27.5	34.6	-	-	26.2
5	(50)	29	1,732	5,256	79	-	-	7,096	4.5	27.5	8.6	2.7	-	-	10.0
6	(60)	62	1,675	882	-	-	-	2,619	9.6	26.5	1.4	-	-	-	3.7
7	(70)	189	1,234	201	-	-	-	1,624	29.1	19.5	0.3	-	-	-	2.3
8	(80)	113	373	28	-	-	-	514	17.5	5.9	*	-	-	-	0.7
9	(90)	88	211	-	-	-	-	299	13.6	3.3	-	-	-	-	0.4
10	(00)	155	88	9	-	-	-	252	24.0	1.4	*	-	-	-	0.4
All grades		647	6,316	61,264	2,927	-	-	71,154 1/2	100.0	100.0	100.0	100.0	-	-	100.0

1/2 As reported by the Bureau of the Census, running bales.

* Less than 0.05 percent.

Table 4. -- Grade and staple of American-Egyptian cotton ginned in the United States, during specified periods, 1966-67

Grade and staple		Ginnings					Total Crop
		Prior to Sept. 1	September	October	November	After Nov. 30	
Code							
	<u>Grade</u>	<u>Bales</u>	<u>Bales</u>	<u>Bales</u>	<u>Bales</u>	<u>Bales</u>	<u>Bales</u>
1	(10)	-	11	13	304	21	349
2	(20)	-	39	1,351	9,075	1,061	11,526
3	(30)	-	32	7,842	15,757	4,618	28,249
4	(40)	-	84	4,394	8,618	5,530	18,626
5	(50)	-	140	1,279	2,699	2,978	7,096
6	(60)	-	-	373	483	1,763	2,619
7	(70)	-	-	30	264	1,330	1,624
8	(80)	-	-	-	113	401	514
9	(90)	-	-	-	10	289	299
10	(00)	-	-	-	46	206	252
All grades		-	306	15,282	37,369	18,197	71,154 ^{1/}
	<u>Staple (inches)</u>						
1-1/4 and shorter	(40)	-	22	-	37	588	647
1-5/16	(42)	-	-	192	1,284	4,840	6,316
1-3/8	(44)	-	284	14,353	34,082	12,545	61,264
1-7/16	(46)	-	-	737	1,966	224	2,927
1-1/2	(48)	-	-	-	-	-	-
1-9/16 and longer	(50)	-	-	-	-	-	-
All staples		-	306	15,282	37,369	18,197	71,154 ^{1/}
	<u>Grade</u>	<u>Percent</u>	<u>Percent</u>	<u>Percent</u>	<u>Percent</u>	<u>Percent</u>	<u>Percent</u>
1	(10)	-	3.6	0.1	0.8	0.1	0.5
2	(20)	-	12.7	8.8	24.3	5.8	16.2
3	(30)	-	10.5	51.3	42.2	25.4	39.6
4	(40)	-	27.5	28.8	23.1	30.4	26.2
5	(50)	-	45.7	8.4	7.2	16.4	10.0
6	(60)	-	-	2.4	1.3	9.7	3.7
7	(70)	-	-	0.2	0.7	7.3	2.3
8	(80)	-	-	-	0.3	2.2	0.7
9	(90)	-	-	-	*	1.6	0.4
10	(00)	-	-	-	0.1	1.1	0.4
All grades		-	100.0	100.0	100.0	100.0	100.0
	<u>Staple (inches)</u>						
1-1/4 and shorter	(40)	-	7.2	-	0.1	3.2	0.9
1-5/16	(42)	-	-	1.3	3.4	26.6	8.9
1-3/8	(44)	-	92.8	93.9	91.2	69.0	86.1
1-7/16	(46)	-	-	4.8	5.3	1.2	4.1
1-1/2	(48)	-	-	-	-	-	-
1-9/16 and longer	(50)	-	-	-	-	-	-
All staples		-	100.0	100.0	100.0	100.0	100.0

^{1/} As reported by the Bureau of the Census, running bales.

* Less than 0.05 percent.

Average grade.... 3.6

Average staple.... 43.9

Table 7. -- Tenderability of upland cotton ginned, by states, 1966-67

State	Tenderable 1/		Untenderable		Total crop 2/	
	Bales	Pct.	Bales	Pct.	Bales	Pct.
Virginia	1,730	78.1	485	21.9	2,215	100.0
North Carolina	63,357	62.8	37,489	37.2	100,846	100.0
South Carolina	213,546	73.8	75,687	26.2	289,233	100.0
Georgia	179,088	56.5	137,798	43.5	316,886	100.0
Florida	4,891	57.6	3,599	42.4	8,490	100.0
Alabama	264,983	57.2	198,209	42.8	463,192	100.0
Mississippi	1,095,319	81.0	257,423	19.0	1,352,742	100.0
Illinois	40	22.7	136	77.3	176	100.0
Kentucky	1,000	72.8	374	27.2	1,374	100.0
Tennessee	248,548	68.4	114,824	31.6	363,372	100.0
Missouri	108,096	65.7	56,477	34.3	164,573	100.0
Arkansas	496,811	65.0	267,085	35.0	763,896	100.0
Louisiana	332,675	74.1	116,091	25.9	448,766	100.0
Oklahoma	24,128	11.4	186,824	88.6	210,952	100.0
Texas	494,481	15.8	2,631,005	84.2	3,125,486	100.0
New Mexico	70,459	44.7	87,180	55.3	157,639	100.0
Arizona	269,378	56.6	206,450	43.4	475,828	100.0
Nevada	2,245	63.5	1,289	36.5	3,534	100.0
California	1,031,362	83.0	210,635	17.0	1,241,997	100.0
All states	4,902,137	51.6	4,589,060	48.4	9,491,197	100.0

1/ Tenderable with respect to grade and staple in settlement of futures contracts.

2/ As reported by the Bureau of the Census, running bales.

Table 8. -- Tenderability of upland cotton ginned in the United States, 1950-1966

Year	Tenderable 1/		Untenderable		Total crop 2/	
	Bales	Pct.	Bales	Pct.	Bales	Pct.
1950	7,234,459	73.5	2,611,224	26.5	9,845,683	100.0
1951	10,793,023	71.8	4,232,480	28.2	15,025,503	100.0
1952	10,982,423	73.9	3,875,742	26.1	14,858,165	100.0
1953	13,691,670	84.2	2,560,929	15.8	16,252,599	100.0
1954	11,506,960	84.8	2,070,033	15.2	13,576,993	100.0
1955	11,106,760	76.6	3,393,764	23.4	14,500,524	100.0
1956	10,609,930	81.0	2,492,207	19.0	13,102,137	100.0
1957	6,859,873	63.5	3,940,845	36.5	10,800,718	100.0
1958	9,768,742	86.0	1,584,723	14.0	11,353,465	100.0
1959	11,401,025	78.9	3,044,992	21.1	14,446,017	100.0
1960	10,050,977	70.8	4,148,110	29.2	14,199,087	100.0
1961	11,655,270	81.7	2,608,095	18.3	14,263,365	100.0
1962	11,373,949	77.1	3,380,447	22.9	14,754,396	100.0
1963	12,395,120	81.9	2,733,655	18.1	15,128,775	100.0
1964	10,154,264	67.5	4,878,050	32.5	15,032,314	100.0
1965	9,540,115	64.3	5,307,177	35.7	14,847,292	100.0
1966	4,902,137	51.6	4,589,060	48.4	9,491,197	100.0

1/ Tenderable with respect to grade and staple in settlement of futures contracts.

2/ As reported by the Bureau of the Census, running bales.

Table 9. -- Grade and staple of upland cotton ginned in Virginia, 1966-67

Grade Code	13/16" and shorter (26)	7/8" (28)	29/32" (29)	15/16" (30)	31/32" (31)	1" (32)	1-1/32" (33)	1-1/16" (34)	1-3/32" (35)	1-1/8" (36)	1-5/32" (37)	1-3/16" (38)	1-7/32" (39)	1-1/4" and longer (40)	All staples	
	Bales	Bales	Bales	Bales	Bales	Bales	Bales	Bales	Bales	Bales	Bales	Bales	Bales	Bales		Bales
White:																
G. M. (11)	-	-	-	-	-	-	-	-	-	-	-	-	-	-	-	-
S. M. (21)	-	-	-	-	-	-	-	-	-	-	-	-	-	-	-	-
M. + (30)	-	-	-	-	-	-	-	-	-	-	-	-	-	-	-	-
M. (31)	-	-	-	-	-	-	228	-	-	-	-	-	-	-	228	10.3
S. L. M. + (40)	-	-	-	-	-	-	-	-	-	-	-	-	-	-	-	-
S. L. M. (41)	-	-	-	-	-	-	230	320	454	-	-	-	-	-	1,004	45.4
L. M. + (50)	-	-	-	-	-	-	-	-	-	-	-	-	-	-	-	-
L. M. (51)	-	-	-	-	-	30	12	455	-	-	-	-	-	-	497	22.4
S. O. O. + (60)	-	-	-	-	-	-	-	-	-	-	-	-	-	-	-	-
S. O. O. (61)	-	-	-	-	-	-	-	-	-	-	-	-	-	-	-	-
G. O. + (70)	-	-	-	-	-	-	-	-	-	-	-	-	-	-	-	-
G. O. (71)	-	-	-	-	-	-	-	-	-	-	-	-	-	-	-	-
Total	-	-	-	-	-	30	470	775	454	-	-	-	-	-	1,729	78.1
Light Spotted:																
G. M. (12)	-	-	-	-	-	-	-	-	-	-	-	-	-	-	-	-
S. M. (22)	-	-	-	-	-	-	-	-	-	-	-	-	-	-	-	-
M. (32)	-	-	-	-	-	-	-	-	-	-	-	-	-	-	-	-
S. L. M. (42)	-	-	-	-	-	-	-	228	-	-	-	-	-	-	228	10.3
L. M. (52)	-	-	-	-	-	-	-	-	-	-	-	-	-	-	-	-
Total	-	-	-	-	-	-	-	228	-	-	-	-	-	-	228	10.3
Spotted:																
G. M. (13)	-	-	-	-	-	-	-	-	-	-	-	-	-	-	-	-
S. M. (23)	-	-	-	-	-	-	-	-	-	-	-	-	-	-	-	-
M. (33)	-	-	-	-	-	-	-	-	-	-	-	-	-	-	-	-
S. L. M. (43)	-	-	-	-	-	-	-	-	-	-	-	-	-	-	-	-
L. M. (53)	-	-	-	10	-	10	236	2	-	-	-	-	-	-	258	11.6
Total	-	-	-	10	-	10	236	2	-	-	-	-	-	-	258	11.6
All grades	-	-	-	10	-	40	706	1,005	454	-	-	-	-	-	2,215	100.0
All grades	-	-	-	0.5	-	1.8	31.9	45.3	20.5	-	-	-	-	-	100.0	-

As reported by the Bureau of the Census, running bales.

Percentage rough preparation.... 89.9
 Grade index..... 33.8
 Average staple.....

Table 9. --- Grade and staple of upland cotton ginned in North Carolina, 1966-67 (Continued)

Grade	Code	13/16" and shorter (26)	7/8" (28)	29/32" (29)	15/16" (30)	31/32" (31)	1" (32)	1-1/32" (33)	1-1/16" (34)	1-3/32" (35)	1-1/8" (36)	1-5/32" (37)	1-3/16" (38)	1-7/32" (39)	1-1/4" and longer (40)	All staples		
		Bales	Bales	Bales	Bales	Bales	Bales	Bales	Bales	Bales	Bales	Bales	Bales	Bales	Bales	Bales	Percent	
White:																		
G.M.	(11)	-	-	-	-	-	-	11	102	13	-	-	-	-	-	126	0.1	
S.M.	(21)	-	-	-	-	-	-	11	10	-	-	-	-	-	-	21	•	
M.+	(30)	-	-	-	-	-	-	11	10	-	-	-	-	-	-	20,529	20.4	
M.	(31)	-	-	-	-	-	-	52	726	2,591	106	-	-	-	-	1,013	1.0	
S.L.M.+	(40)	-	-	-	-	-	58	4,553	21,337	2,557	132	-	-	-	-	26,637	26.4	
S.L.M.	(41)	-	-	-	-	-	91	3,202	2,677	322	9	-	-	-	-	3,192	3.2	
L.M.+	(50)	-	-	-	-	-	20	175	237	10	-	-	-	-	-	14,224	14.1	
L.M.	(51)	-	-	-	-	-	20	649	1,126	82	-	-	-	-	-	422	0.4	
S.G.O.+	(60)	-	-	-	-	-	-	236	187	-	-	-	-	-	-	2,077	2.1	
S.G.O.	(61)	-	-	-	-	-	-	-	-	-	-	-	-	-	-	423	•	
G.O.+	(70)	-	-	-	-	-	-	-	-	-	-	-	-	-	-	-	-	
G.O.	(71)	-	-	-	-	-	-	-	-	-	-	-	-	-	-	-	-	
Total		-	-	-	-	-	169	10,989	52,282	6,918	306	-	-	-	-	70,664	70.1	
Light Spotted:																		
G.M.	(12)	-	-	-	-	-	-	-	-	-	-	-	-	-	-	-	-	
S.M.	(22)	-	-	-	-	-	11	93	283	10	-	-	-	-	-	397	0.4	
M.	(32)	-	-	-	-	-	11	2,508	4,554	850	42	-	-	-	-	7,965	7.9	
S.L.M.	(42)	-	-	-	-	-	29	4,581	6,310	487	20	-	-	-	-	11,398	11.3	
L.M.	(52)	-	-	-	-	-	51	2,604	2,522	39	-	-	-	-	-	5,194	5.2	
Total		-	-	-	-	-	105	9,786	13,669	1,386	62	-	-	-	-	24,954	24.8	
Spotted:																		
G.M.	(13)	-	-	-	-	-	-	11	-	-	-	-	-	-	-	11	•	
S.M.	(23)	-	-	-	-	-	-	22	70	-	-	-	-	-	-	92	0.1	
M.	(33)	-	-	-	-	-	11	506	397	93	-	-	-	-	-	1,007	1.0	
S.L.M.	(43)	-	-	-	-	-	36	1,001	417	27	-	-	-	-	-	1,481	1.5	
L.M.	(53)	-	-	-	-	-	58	1,322	155	-	-	-	-	-	-	1,535	1.5	
Total		-	-	-	-	-	105	2,862	1,039	120	-	-	-	-	-	4,126	4.1	
Tinged:																		
G.M.	(14)	-	-	-	-	-	-	-	-	-	-	-	-	-	-	-	-	
S.M.	(24)	-	-	-	-	-	-	-	-	-	-	-	-	-	-	-	-	
M.	(34)	-	-	-	-	-	12	29	-	-	-	-	-	-	-	41	•	
S.L.M.	(44)	-	-	-	-	-	12	96	30	-	-	-	-	-	-	138	0.1	
L.M.	(54)	-	-	-	-	-	32	209	11	-	-	-	-	-	-	252	0.2	
Total		-	-	-	-	-	44	317	70	-	-	-	-	-	-	431	0.3	
Light Gray:																		
G.M.	(16)	-	-	-	-	-	-	-	-	-	-	-	-	-	-	-	-	
S.M.	(26)	-	-	-	-	-	-	26	39	-	-	-	-	-	-	65	0.1	
M.	(36)	-	-	-	-	-	-	110	10	-	-	-	-	-	-	120	0.1	
S.L.M.	(46)	-	-	-	-	-	-	48	11	-	-	-	-	-	-	59	0.1	
Total		-	-	-	-	-	-	184	60	-	-	-	-	-	-	244	0.3	
Gray:																		
G.M.	(17)	-	-	-	-	-	-	-	-	-	-	-	-	-	-	-	-	
S.M.	(27)	-	-	-	-	-	-	-	-	-	-	-	-	-	-	-	-	
M.	(37)	-	-	-	-	-	-	-	-	-	-	-	-	-	-	-	-	
S.L.M.	(47)	-	-	-	-	-	-	11	-	-	-	-	-	-	-	11	•	
Total		-	-	-	-	-	-	11	-	-	-	-	-	-	-	11	•	
Below Grade																		
All grades		-	-	-	-	-	37	341	38	-	-	-	-	-	-	416	0.4	
All grades																		
Percent		-	-	-	-	-	406	24,490	67,158	8,424	368	-	-	-	-	100,846	100.0	
Percent		-	-	-	-	-	0.4	24.3	66.5	8.4	0.4	-	-	-	-	100.0		
All grades																		
1/ As reported by the Bureau of the Census, running bales.																		Percentage rough preparation.....
• Less than 0.05 percent.																		Grade index.....
																		Average staple.....
																		91.6
																		33.8

Table 9. -- Grade and staple of upland cotton ginned in Georgia, 1966-67 (Continued)

Grade Code	13/16" and shorter (26)		7/8" (28)		29/32" (29)		15/16" (30)		31/32" (31)		1" (32)		1-1/32" (33)		1-1/16" (34)		1-3/32" (35)		1-1/8" (36)		1-5/32" (37)		1-3/16" (38)		1-7/32" (39)		1-1/4" and longer (40)		All staples			
	Bales	Percent	Bales	Percent	Bales	Percent	Bales	Percent	Bales	Percent	Bales	Percent	Bales	Percent	Bales	Percent	Bales	Percent	Bales	Percent	Bales	Percent	Bales	Percent	Bales	Percent	Bales	Percent	Bales	Percent		
White:																																
G.M. (11)	-	-	-	-	-	-	-	-	-	-	-	-	10	-	-	-	-	-	-	-	-	-	-	-	-	-	-	-	10	-		
S.M. (21)	-	-	-	-	20	560	4,046	2,389	102	-	-	-	89	10	-	-	-	-	-	-	-	-	-	-	-	-	-	7,137	2.3			
M.+ (30)	-	-	-	-	-	30	120	89	120	10	-	-	31	-	-	-	-	-	-	-	-	-	-	-	-	-	-	249	0.1			
M. (31)	-	-	-	-	140	2,738	12,285	359	29	-	-	-	32	-	-	-	-	-	-	-	-	-	-	-	-	-	-	33,736	10.6			
S.L.M.+ (40)	-	-	-	-	-	120	783	592	29	-	-	-	32	-	-	-	-	-	-	-	-	-	-	-	-	-	-	1,524	0.5			
S.L.M. (41)	-	-	-	-	280	4,443	44,785	25,856	368	32	-	-	29	-	-	-	-	-	-	-	-	-	-	-	-	-	-	75,794	23.9			
M.+ (80)	-	-	-	-	-	271	2,718	2,614	29	-	-	-	21	-	-	-	-	-	-	-	-	-	-	-	-	-	-	5,632	1.8			
L.M.+ (31)	-	-	10	79	399	3,934	36,783	18,999	181	21	-	-	10	-	-	-	-	-	-	-	-	-	-	-	-	-	-	62,406	19.7			
S.O.+ (60)	-	-	-	-	-	-	296	295	10	-	-	-	19	-	-	-	-	-	-	-	-	-	-	-	-	-	-	-	561	0.2		
S.O.O. (61)	-	-	-	-	21	132	944	2,131	19	-	-	-	-	-	-	-	-	-	-	-	-	-	-	-	-	-	-	8,487	2.7			
O.O.+ (70)	-	-	-	-	-	-	-	-	-	-	-	-	-	-	-	-	-	-	-	-	-	-	-	-	-	-	-	-	-	-		
O.O. (71)	-	-	-	-	10	30	228	598	171	-	-	-	-	-	-	-	-	-	-	-	-	-	-	-	-	-	-	1,037	0.3			
Total	-	-	10	120	1,001	13,288	115,531	65,412	1,127	84	-	-	-	-	-	-	-	-	-	-	-	-	-	-	-	-	-	196,573	62.1			
Light Spotted:																																
G.M. (12)	-	-	-	-	-	-	-	-	-	-	-	-	-	-	-	-	-	-	-	-	-	-	-	-	-	-	-	-	-	-	-	
S.M. (22)	-	-	-	-	40	290	1,210	687	10	-	-	-	10	-	-	-	-	-	-	-	-	-	-	-	-	-	-	-	2,237	0.7		
M. (32)	-	-	-	30	320	2,582	12,868	6,657	113	11	-	-	11	-	-	-	-	-	-	-	-	-	-	-	-	-	-	22,581	7.1			
S.L.M. (42)	-	-	-	79	678	5,409	31,456	13,017	172	11	-	-	10	-	-	-	-	-	-	-	-	-	-	-	-	-	-	50,822	16.0			
L.M. (52)	-	-	12	146	618	3,643	16,605	5,941	52	-	-	-	22	-	-	-	-	-	-	-	-	-	-	-	-	-	-	27,017	8.5			
Total	-	-	12	255	1,656	11,924	62,139	26,302	347	22	-	-	-	-	-	-	-	-	-	-	-	-	-	-	-	-	-	102,657	32.3			
Spotted:																																
G.M. (13)	-	-	-	-	-	-	-	-	-	-	-	-	-	-	-	-	-	-	-	-	-	-	-	-	-	-	-	-	-	-	-	
S.M. (23)	-	-	-	-	51	64	52	32	-	-	-	-	-	-	-	-	-	-	-	-	-	-	-	-	-	-	-	-	219	0.1		
M. (33)	-	-	-	32	166	779	193	10	-	-	-	-	10	-	-	-	-	-	-	-	-	-	-	-	-	-	-	1,686	0.5			
S.L.M. (43)	-	-	-	72	316	1,700	2,905	578	10	-	-	-	10	-	-	-	-	-	-	-	-	-	-	-	-	-	-	5,581	1.8			
L.M. (53)	-	-	34	56	416	1,576	2,866	387	-	-	-	-	42	-	-	-	-	-	-	-	-	-	-	-	-	-	-	5,335	1.7			
Total	-	-	34	160	949	3,876	6,602	1,190	10	-	-	-	10	-	-	-	-	-	-	-	-	-	-	-	-	-	-	12,821	4.1			
Tinged:																																
G.M. (14)	-	-	-	-	-	-	-	-	-	-	-	-	-	-	-	-	-	-	-	-	-	-	-	-	-	-	-	-	-	-	-	
S.M. (24)	-	-	-	-	-	-	-	-	-	-	-	-	-	-	-	-	-	-	-	-	-	-	-	-	-	-	-	-	-	-	-	
M. (34)	-	-	-	-	-	-	-	-	-	-	-	-	-	-	-	-	-	-	-	-	-	-	-	-	-	-	-	-	-	-	-	
S.L.M. (44)	-	-	-	32	86	155	97	-	-	-	-	-	9	-	-	-	-	-	-	-	-	-	-	-	-	-	-	-	370	0.1		
L.M. (54)	-	-	12	32	68	155	42	-	-	-	-	-	42	-	-	-	-	-	-	-	-	-	-	-	-	-	-	309	0.1			
Total	-	-	12	64	154	320	150	-	-	-	-	-	9	-	-	-	-	-	-	-	-	-	-	-	-	-	-	700	0.2			
Light Gray:																																
G.M. (16)	-	-	-	-	-	-	-	-	-	-	-	-	-	-	-	-	-	-	-	-	-	-	-	-	-	-	-	-	-	-	-	
S.M. (26)	-	-	-	-	9	100	386	50	-	-	-	-	200	10	-	-	-	-	-	-	-	-	-	-	-	-	-	-	210	0.1		
M. (36)	-	-	-	10	9	100	386	50	-	-	-	-	36	9	-	-	-	-	-	-	-	-	-	-	-	-	-	-	555	0.2		
S.L.M. (46)	-	-	-	-	-	51	36	9	-	-	-	-	42	-	-	-	-	-	-	-	-	-	-	-	-	-	-	-	96	0.2		
Total	-	-	-	10	9	151	622	69	-	-	-	-	73	-	-	-	-	-	-	-	-	-	-	-	-	-	-	-	861	0.3		
Gray:																																
G.M. (17)	-	-	-	-	-	-	-	-	-	-	-	-	-	-	-	-	-	-	-	-	-	-	-	-	-	-	-	-	-	-	-	
S.M. (27)	-	-	-	-	-	-	-	-	-	-	-	-	-	-	-	-	-	-	-	-	-	-	-	-	-	-	-	-	-	-	-	
M. (37)	-	-	-	10	-	-	-	-	-	-	-	-	41	-	-	-	-	-	-	-	-	-	-	-	-	-	-	-	51	0.2		
S.L.M. (47)	-	-	-	-	-	-	-	-	-	-	-	-	32	-	-	-	-	-	-	-	-	-	-	-	-	-	-	-	42	0.2		
Total	-	-	-	10	-	-	-	-	-	-	-	-	73	-	-	-	-	-	-	-	-	-	-	-	-	-	-	-	103	0.2		
Below Grade																																
-	-	-	77	132	425	974	1,162	391	10	-	-	-	-	-	-	-	-	-	-	-	-	-	-	-	-	-	-	-	3,171	1.0		
All grades																																
Percent	Percent	Percent	Percent	Percent	Percent	Percent	Percent	Percent	Percent	Percent	Percent	Percent	Percent	Percent	Percent	Percent	Percent	Percent	Percent	Percent	Percent	Percent	Percent	Percent	Percent	Percent	Percent	Percent	Percent	Percent	Percent	
-	-	-	145	751	4,194	30,583	186,279	93,364	1,494	106	-	-	-	-	-	-	-	-	-	-	-	-	-	-	-	-	-	-	316,866	100.0		
All grades																																
Percent	Percent	Percent	Percent	Percent	Percent	Percent	Percent	Percent	Percent	Percent	Percent	Percent	Percent	Percent	Percent	Percent	Percent	Percent	Percent	Percent	Percent	Percent	Percent	Percent	Percent	Percent	Percent	Percent	Percent	Percent	Percent	
-	-	-	0.2	1.3	9.6	58.9	29.5	0.5	-	-	-	-	-	-	-	-	-	-	-	-	-	-	-	-	-	-	-	-	100.0	-		

Percentage rough preparation..... 89.8
 Grade index..... 33.2
 Average staple.....

Table 9. -- Grade and staple of upland cotton ginned in Illinois, 1966-67 (Continued)

Grade Code	13/16" and shorter (26)	7/8" (28)	29/32" (39)	15/16" (30)	31/32" (31)	1" (32)	1-1/32" (33)	1-1/16" (34)	1-3/32" (35)	1-1/8" (36)	1-5/32" (37)	1-3/16" (38)	1-7/32" (39)	1-1/4" and longer (40)	All staples	
	Bales	Bales	Bales	Bales	Bales	Bales	Bales	Bales	Bales	Bales	Bales	Bales	Bales	Bales	Bales	Percent
White:																
G. M. (11)	-	-	-	-	-	-	-	-	-	-	-	-	-	-	-	-
S. M. (21)	-	-	-	-	-	-	-	-	-	-	-	-	-	-	-	-
M. + (30)	-	-	-	-	-	-	-	-	-	-	-	-	-	-	-	-
M. (31)	-	-	-	-	-	-	-	-	-	-	-	-	-	-	-	-
S. L. M. + (40)	-	-	-	-	-	-	-	-	-	-	-	-	-	-	-	-
S. L. M. (41)	-	-	-	-	-	-	6	7	-	-	-	-	-	-	13	7.4
L. M. + (50)	-	-	-	-	-	-	-	-	13	-	-	-	-	-	-	7.4
L. M. (51)	-	-	-	-	-	-	-	19	7	-	-	-	-	-	26	14.8
S. O. O. + (60)	-	-	-	-	-	-	-	-	-	-	-	-	-	-	-	-
S. O. O. (61)	-	-	-	-	-	-	-	-	7	-	-	-	-	-	-	4.0
G. O. + (70)	-	-	-	-	-	-	-	-	-	-	-	-	-	-	-	-
G. O. (71)	-	-	-	-	-	-	-	7	-	-	-	-	-	-	7	4.0
Total	-	-	-	-	-	-	6	33	27	-	-	-	-	-	66	37.6
Light Spotted:																
G. M. (12)	-	-	-	-	-	-	-	-	-	-	-	-	-	-	-	-
S. M. (22)	-	-	-	-	-	-	-	-	-	-	-	-	-	-	-	-
M. (32)	-	-	-	-	-	-	13	19	-	-	-	-	-	-	32	18.2
S. L. M. (42)	-	-	-	-	-	-	19	25	-	-	-	-	-	-	44	24.8
L. M. (52)	-	-	-	-	-	-	13	7	-	-	-	-	-	-	20	11.4
Total	-	-	-	-	-	-	45	51	-	-	-	-	-	-	96	54.4
Spotted:																
G. M. (13)	-	-	-	-	-	-	-	-	-	-	-	-	-	-	-	-
S. M. (23)	-	-	-	-	-	-	-	-	-	-	-	-	-	-	-	-
M. (33)	-	-	-	-	-	-	-	-	-	-	-	-	-	-	-	-
S. L. M. (43)	-	-	-	-	-	-	-	7	-	-	-	-	-	-	7	4.0
L. M. (53)	-	-	-	-	-	-	-	7	-	-	-	-	-	-	7	4.0
Total	-	-	-	-	-	-	-	14	-	-	-	-	-	-	14	8.0
All grades	-	-	-	-	-	-	51	96	27	-	-	-	-	-	176	100.0
All grades	-	-	-	-	-	-	29.0	55.7	15.3	-	-	-	-	-	-	100.0

As reported by the Bureau of the Census, running bales.

Percentage rough preparation....
Grade Index..... 87.2
Average staple..... 33.9

Table 9. -- Grade and staple of upland cotton ginned in Kentucky, 1966-67 (Continued)

Grade	Code	13/16" and shorter (26)	7/8" (28)	29/32" (29)	15/16" (30)	31/32" (31)	1" (32)	1-1/32" (33)	1-1/16" (34)	1-3/32" (35)	1-1/8" (36)	1-5/32" (37)	1-3/16" (38)	1-7/32" (39)	1-1/4" and longer (40)	All staples
		Bales	Bales	Bales	Bales	Bales	Bales	Bales	Bales	Bales	Bales	Bales	Bales	Bales	Bales	Percent
White:																
	G. M.	-	-	-	-	-	-	-	-	-	-	-	-	-	-	-
	S. M.	-	-	-	-	-	-	-	-	-	-	-	-	-	-	-
	M. +	-	-	-	-	-	-	-	-	-	-	-	-	-	-	-
	M.	-	-	-	-	-	-	-	230	30	-	-	-	-	-	260
	S. L. M. +	-	-	-	-	-	-	30	642	62	-	-	-	-	-	7
	S. L. M.	-	-	-	-	-	-	-	6	-	-	-	-	-	-	734
	L. M. +	-	-	-	-	-	7	-	25	12	-	-	-	-	-	6
	L. M.	-	-	-	-	-	-	-	-	-	-	-	-	-	-	44
	S. O. +	-	-	-	-	-	-	-	7	-	-	-	-	-	-	7
	S. O.	-	-	-	-	-	-	-	-	-	-	-	-	-	-	-
	G. O. +	-	-	-	-	-	-	-	-	-	-	-	-	-	-	-
	G. O.	-	-	-	-	-	-	-	-	-	-	-	-	-	-	-
	Total	-	-	-	-	-	7	30	917	104	-	-	-	-	-	1,028
Light Spotted:																
	G. M.	-	-	-	-	-	-	-	-	-	-	-	-	-	-	-
	S. M.	-	-	-	-	-	-	7	7	-	-	-	-	-	-	14
	M.	-	-	-	-	-	-	27	98	-	-	-	-	-	-	125
	S. L. M.	-	-	-	-	-	-	60	34	23	-	-	-	-	-	117
	L. M.	-	-	-	-	-	4	-	-	-	-	-	-	-	-	4
	Total	-	-	-	-	-	4	94	139	23	-	-	-	-	-	260
Spotted:																
	G. M.	-	-	-	-	-	-	-	-	-	-	-	-	-	-	-
	S. M.	-	-	-	-	-	-	-	-	-	-	-	-	-	-	-
	M.	-	-	-	-	-	4	-	-	-	-	-	-	-	-	4
	S. L. M.	-	-	-	-	-	-	13	13	-	-	-	-	-	-	26
	L. M.	-	-	-	-	-	-	4	6	-	-	-	-	-	-	10
	Total	-	-	-	-	-	4	17	19	-	-	-	-	-	-	40
Tinged:																
	G. M.	-	-	-	-	-	-	-	-	-	-	-	-	-	-	-
	S. M.	-	-	-	-	-	-	-	-	-	-	-	-	-	-	-
	M.	-	-	-	-	-	-	-	-	-	-	-	-	-	-	-
	S. L. M.	-	-	-	-	-	9	-	-	-	-	-	-	-	-	9
	L. M.	-	-	-	-	-	-	-	-	-	-	-	-	-	-	-
	Total	-	-	-	-	-	9	-	-	-	-	-	-	-	-	9
Light Gray:																
	G. M.	-	-	-	-	-	-	-	-	-	-	-	-	-	-	-
	S. M.	-	-	-	-	-	-	-	-	-	-	-	-	-	-	-
	M.	-	-	-	-	-	-	7	-	-	-	-	-	-	-	7
	S. L. M.	-	-	-	-	-	-	-	-	-	-	-	-	-	-	-
	L. M.	-	-	-	-	-	-	-	-	-	-	-	-	-	-	-
	Total	-	-	-	-	-	-	7	-	-	-	-	-	-	-	7
All grades																
	Percent						24	148	1,075	127						1,374 1/2
	Percent						1.7	10.8	78.3	9.2						100.0
All grades																
	Percent															
	Percent															

1/ As reported by the Bureau of the Census, running bales.

Percentage rough preparation....

Grade index.....

Average staple.....

94.2

33.9

Table 9. --- Grade and staple of upland cotton ginned in Missouri, 1966-67 (Continued)

Grade	Code	13/16" and shorter (26)	7/8" (28)	29/32" (29)	15/16" (30)	31/32" (31)	1" (32)	1-1/32" (33)	1-1/16" (34)	1-3/32" (35)	1-1/8" (36)	1-5/32" (37)	1-3/16" (38)	1-7/32" (39)	1-1/4" and longer (40)	All staples	
		Bales	Bales	Bales	Bales	Bales	Bales	Bales	Bales	Bales	Bales	Bales	Bales	Bales	Bales	Percent	
White:																	
G.M.	(11)	-	-	-	-	-	-	-	964	1,236	76	-	-	-	-	2,276	1.4
S.M.	(21)	-	-	-	-	-	-	12	6,273	9,123	1,507	36	-	-	-	17,078	10.4
M.	(31)	-	-	-	-	-	12	127	6,273	9,123	1,507	36	-	-	-	17,078	10.4
S.L.M.+	(40)	-	-	-	-	-	12	127	6,273	9,123	1,507	36	-	-	-	17,078	10.4
S.L.M.	(41)	-	-	-	-	-	71	556	24,568	44,906	10,336	303	-	-	-	80,820	49.3
L.M.+	(50)	-	-	-	-	-	44	44	1,366	4,242	2,159	98	-	-	-	7,909	4.9
L.M.	(51)	-	-	-	10	59	378	4,006	4,759	1,479	80	83	-	-	-	10,754	6.5
S.O.O.+	(60)	-	-	-	-	-	24	82	327	429	33	-	-	-	-	271	0.2
S.O.O.	(61)	-	-	-	-	-	5	5	9	-	-	-	-	-	-	895	0.5
G.O.+	(70)	-	-	-	-	-	19	36	60	42	-	-	-	-	-	14	0.0
G.O.	(71)	-	-	-	-	-	185	1,237	37,877	65,261	15,894	520	-	-	-	120,984	73.7
Total		-	-	-	10	185	1,237	37,877	65,261	15,894	520	-	-	-	-	120,984	73.7
Light Spotted:																	
G.M.	(12)	-	-	-	-	-	-	-	-	-	-	-	-	-	-	-	-
S.M.	(22)	-	-	-	-	-	44	44	259	129	24	-	-	-	-	456	0.3
M.	(32)	-	-	-	-	-	18	469	6,558	3,862	262	9	-	-	-	11,238	6.8
S.L.M.	(42)	-	-	-	5	5	178	1,688	10,657	6,386	809	44	-	-	-	19,772	12.0
L.M.	(52)	-	-	-	9	9	131	479	1,459	1,026	106	-	-	-	-	3,210	2.0
Total		-	-	-	5	14	327	2,700	18,933	11,423	1,221	53	-	-	-	34,676	21.1
Spotted:																	
G.M.	(13)	-	-	-	-	-	-	-	-	-	-	-	-	-	-	-	-
S.M.	(23)	-	-	-	-	-	5	5	9	30	-	-	-	-	-	44	0.0
M.	(33)	-	-	-	-	-	5	222	754	208	-	-	-	-	-	1,189	0.7
S.L.M.	(43)	-	-	-	24	24	531	1,343	1,461	362	30	-	-	-	-	3,756	2.3
L.M.	(53)	-	-	-	34	34	526	762	484	192	26	-	-	-	-	2,024	1.2
Total		-	-	-	58	58	1,062	2,332	2,708	792	56	-	-	-	-	7,013	4.2
Tinged:																	
G.M.	(14)	-	-	-	-	-	-	-	-	-	-	-	-	-	-	-	-
S.M.	(24)	-	-	-	-	-	-	-	-	-	-	-	-	-	-	-	-
M.	(34)	-	-	-	-	-	23	23	23	-	-	-	-	-	-	46	0.0
S.L.M.	(44)	-	-	-	39	39	127	52	23	-	-	-	-	-	-	241	0.1
L.M.	(54)	-	-	-	5	5	108	192	47	-	-	-	-	-	-	352	0.2
Total		-	-	-	5	5	147	319	122	46	-	-	-	-	-	639	0.3
Light Gray:																	
G.M.	(16)	-	-	-	-	-	-	-	9	-	-	-	-	-	-	9	0.0
S.M.	(26)	-	-	-	-	-	9	9	236	138	-	-	-	-	-	383	0.2
M.	(36)	-	-	-	-	-	5	22	93	105	9	-	-	-	-	234	0.1
S.L.M.	(46)	-	-	-	-	-	-	28	9	-	-	-	-	-	-	46	0.0
Total		-	-	-	-	-	5	59	347	252	9	-	-	-	-	672	0.3
Below Grade		-	-	9	9	51	187	151	119	63	-	-	-	-	-	569	0.4
All grades		-	-	9	24	280	2,085	6,601	60,030	77,791	17,180	573	-	-	-	164,573	100.0
All grades		-	-	-	-	-	0.2	1.3	36.5	47.3	10.4	0.3	-	-	-	100.0	

1/ As reported by the Bureau of the Census, running bales.

* Less than 0.05 percent.

Percentage rough preparation..... 0.1
Grade index..... 92.5
Average staple..... 34.6

Table 9. -- Grade and staple of upland cotton ginned in New Mexico, 1966-67 (Continued)

Grade	Code	13/16" and shorter (26)	7/8" (28)	29/32" (29)	15/16" (30)	31/32" (31)	1" (32)	1-1/32" (33)	1-1/16" (34)	1-3/32" (35)	1-1/8" (36)	1-5/32" (37)	1-3/16" (38)	1-7/32" (39)	1-1/4" and longer (40)	All staples	
		Bales	Bales	Bales	Bales	Bales	Bales	Bales	Bales	Bales	Bales	Bales	Bales	Bales	Bales	Bales	Percent
White:																	
G.M.	(11)	-	-	-	-	-	-	-	-	-	12	67	23	-	-	102	0.1
S.M.	(21)	-	-	-	-	-	-	-	35	219	731	6,506	1,708	96	44	9,341	5.9
M.	(31)	-	-	-	-	-	-	-	-	-	-	-	-	-	-	-	-
M.	(31)	-	-	56	65	222	37	66	129	578	6,221	51,553	10,710	222	121	71,980	45.7
S.L.M. +	(41)	-	-	19	-	9	-	28	506	28	506	5,138	862	34	34	6,596	4.2
S.L.M.	(40)	9	-	112	409	296	47	105	82	366	2,098	13,844	3,521	168	130	21,987	13.9
L.M. +	(50)	-	-	-	9	-	-	-	-	-	52	357	180	-	-	598	0.4
L.M.	(51)	-	-	9	19	19	9	17	43	103	239	212	113	18	18	819	0.5
S.O.O. +	(60)	-	-	-	-	-	-	-	-	-	-	9	-	-	-	9	0
S.O.O.	(61)	-	-	-	-	-	9	9	119	71	148	19	-	-	-	375	0.2
G.O. +	(70)	-	-	-	-	-	-	-	-	-	-	-	-	-	-	-	-
G.O.	(71)	-	-	-	-	-	9	9	132	82	35	-	-	-	-	256	0.2
Total		9	-	196	502	546	102	206	540	1,447	12,642	77,726	17,138	506	347	112,107	71.1
Light Spotted:																	
G.M.	(12)	-	-	-	-	-	-	-	-	-	-	-	-	-	-	-	-
S.M.	(22)	-	-	9	74	56	56	103	95	104	632	2,543	330	28	21	4,051	2.6
M.	(32)	-	-	317	1,410	902	202	289	289	1,002	4,449	9,457	1,091	9	75	19,511	12.4
S.L.M.	(42)	9	65	139	816	325	132	93	319	850	1,567	1,647	146	-	187	6,295	4.0
L.M.	(52)	-	9	83	47	26	88	362	694	650	416	56	54	-	-	2,505	1.6
Total		9	93	548	2,347	1,309	478	867	1,397	2,606	7,064	13,703	1,621	37	283	32,362	20.6
Spotted:																	
G.M.	(13)	-	-	-	-	-	-	-	-	8	-	-	-	-	-	8	-
S.M.	(23)	-	-	-	56	91	58	9	56	37	198	377	19	-	-	851	0.5
M.	(33)	-	46	688	1,326	636	119	110	108	276	471	278	19	-	-	4,077	2.6
S.L.M.	(43)	9	165	795	1,048	303	116	63	99	220	187	49	-	-	-	3,054	1.9
L.M.	(53)	-	18	55	83	31	92	126	203	200	87	30	-	-	-	925	0.6
Total		9	229	1,538	2,513	1,061	395	308	466	741	943	684	36	-	-	8,915	5.6
Tinged:																	
G.M.	(14)	-	-	-	-	-	-	-	-	-	-	-	-	-	-	-	-
S.M.	(24)	-	-	-	28	37	9	-	-	-	-	-	-	-	-	74	-
M.	(34)	80	281	632	284	55	-	9	9	27	-	-	-	-	-	1,377	0.9
S.L.M.	(44)	53	298	438	64	19	-	26	-	-	-	-	-	-	-	918	0.6
L.M.	(54)	9	55	-	27	-	-	-	17	9	-	-	-	-	-	117	0.1
Total		142	634	1,070	423	111	9	35	26	36	-	-	-	-	-	2,486	1.6
Stained:																	
G.M.	(15)	-	-	-	-	-	-	-	-	-	-	-	-	-	-	-	-
S.M.	(25)	-	-	-	-	-	-	-	-	-	-	-	-	-	-	-	-
M.	(35)	53	27	56	-	-	-	-	-	-	-	-	-	-	-	136	0.1
Total		53	27	56	-	-	-	-	-	-	-	-	-	-	-	136	0.1
Light Gray:																	
G.M.	(16)	-	-	-	-	-	-	-	-	-	-	-	-	-	-	-	-
S.M.	(26)	-	-	-	-	9	-	-	-	-	10	31	-	-	-	50	-
M.	(36)	-	-	-	9	-	-	-	-	-	8	12	10	-	-	39	-
S.L.M.	(46)	-	-	-	-	-	-	-	-	-	-	-	-	-	-	-	-
Total		-	-	-	9	9	-	-	-	-	18	43	10	-	-	89	-
Below Grade		36	95	45	27	47	205	490	430	181	28	-	-	-	-	1,544	1.0
All grades		258	1,038	3,453	5,821	3,083	1,179	1,906	2,859	5,011	20,895	92,156	18,807	543	630	157,639	100.0
All grades		0.2	0.7	2.2	3.7	2.0	0.7	1.2	1.8	3.2	13.3	50.4	11.9	0.3	0.4	100.0	

As reported by the Bureau of the Census, running bales.
 * Percentage rough preparation...
 * Grade index...
 * Average staple...
 * 96.6
 * 36.2

Table 9. -- Grade and staple of upland cotton ginned in Arizona, 1966-67 (Continued)

Grade Code	13/16" and shorter (26)		7/8" (28)		29/32" (29)		15/16" (30)		31/32" (31)		1" (32)		1-1/32" (33)		1-1/16" (34)		1-3/32" (35)		1-1/8" (36)		1-5/32" (37)		1-3/16" (38)		1-7/32" (39)		1-1/4" and longer (40)		All staples			
	Bales	Percent	Bales	Percent	Bales	Percent	Bales	Percent	Bales	Percent	Bales	Percent	Bales	Percent	Bales	Percent	Bales	Percent	Bales	Percent	Bales	Percent	Bales	Percent	Bales	Percent	Bales	Percent	Bales	Percent		
White:																																
G.M. (11)	-	-	-	-	-	-	-	-	-	-	19	30	10	11	-	-	-	-	-	-	-	-	-	-	-	-	-	-	70	-		
S.M. (21)	-	-	-	-	-	-	-	-	-	38	312	990	82	387	27	-	-	-	-	-	-	-	-	-	-	-	-	-	1,866	0.4		
M.+ (30)	-	-	-	-	-	-	-	-	-	-	-	22	45	-	-	-	-	-	-	-	-	-	-	-	-	-	-	67	-			
M. (31)	-	-	-	-	-	-	27	45	655	19,446	52,058	1,232	7,019	769	1,039	-	-	-	-	-	-	-	-	-	-	-	-	85,579	18.0			
S.L.M.+ (40)	-	-	-	-	-	-	219	269	9	75	361	1,803	116	1,957	313	10	438	-	-	-	-	-	-	-	-	-	-	5,932	1.3			
S.L.M. (41)	-	-	-	-	-	-	18	137	898	2,255	106	648	236	1,040	9	169	-	-	-	-	-	-	-	-	-	-	-	179,799	37.8			
L.M.+ (50)	-	-	-	-	-	-	11	236	456	60	84	9	19	134	114	-	-	-	-	-	-	-	-	-	-	-	-	4,570	1.0			
L.M. (51)	-	-	-	-	-	-	40	620	1,067	2,682	1,586	1,360	188	119	-	-	-	-	-	-	-	-	-	-	-	-	-	23,432	4.9			
S.O.O.+ (60)	-	-	-	-	-	-	-	-	-	-	-	-	-	-	-	-	-	-	-	-	-	-	-	-	-	-	-	2,295	0.1			
S.O.O. (61)	-	-	-	-	-	-	-	-	-	-	-	-	-	-	-	-	-	-	-	-	-	-	-	-	-	-	-	7,726	1.6			
G.O.+ (70)	-	-	-	-	-	-	-	-	-	-	-	-	-	-	-	-	-	-	-	-	-	-	-	-	-	-	-	-	-	-		
G.O. (71)	-	-	-	-	-	-	207	450	507	242	102	64	27	-	-	-	-	-	-	-	-	-	-	-	-	-	-	1,599	0.3			
Total	9	65	51	1,319	2,323	9,524	82,222	178,525	5,979	10,282	14,248	2,019	4,129	310,914	65.4	-	-	-	-	-	-	-	-	-	-	-	-	-	-	-		
Light Spotted:																																
G.M. (12)	-	-	-	-	-	-	-	-	-	-	-	-	-	-	-	-	-	-	-	-	-	-	-	-	-	-	-	-	-	-	-	
S.M. (22)	-	-	-	-	-	-	-	-	-	-	250	233	190	335	18	-	-	-	-	-	-	-	-	-	-	-	-	-	1,026	0.2		
M. (32)	-	-	-	-	-	-	62	130	1,098	14,954	26,122	486	2,022	126	-	-	-	-	-	-	-	-	-	-	-	-	-	45,888	9.6			
S.L.M. (42)	9	100	19	605	1,374	4,517	20,314	28,447	699	679	294	9	12	24	-	-	-	-	-	-	-	-	-	-	-	-	-	57,092	12.0			
L.M. (52)	36	426	101	5,611	6,610	11,267	7,568	4,248	261	100	-	-	-	-	-	-	-	-	-	-	-	-	-	-	-	-	-	36,228	7.6			
Total	45	538	120	6,278	8,114	16,862	43,086	59,050	1,446	1,825	2,641	153	44	140,234	29.4	-	-	-	-	-	-	-	-	-	-	-	-	-	-	-		
Spotted:																																
G.M. (13)	-	-	-	-	-	-	-	-	-	-	-	-	-	-	-	-	-	-	-	-	-	-	-	-	-	-	-	-	-	-	-	
S.M. (23)	-	-	-	-	-	-	-	-	-	-	12	29	9	9	-	-	-	-	-	-	-	-	-	-	-	-	-	-	-	-	-	
M. (33)	-	-	-	-	-	-	-	-	-	30	327	360	19	9	-	-	-	-	-	-	-	-	-	-	-	-	-	-	745	0.2		
S.L.M. (43)	-	-	-	-	-	-	119	101	231	550	710	30	10	-	-	-	-	-	-	-	-	-	-	-	-	-	-	1,778	0.4			
L.M. (53)	9	167	57	782	543	691	392	184	-	-	-	-	-	-	-	-	-	-	-	-	-	-	-	-	-	-	-	2,825	0.6			
Total	9	186	57	901	644	952	1,281	1,283	56	27	9	-	-	-	-	-	-	-	-	-	-	-	-	-	-	-	-	5,407	1.2			
Tinged:																																
G.M. (14)	-	-	-	-	-	-	-	-	-	-	-	-	-	-	-	-	-	-	-	-	-	-	-	-	-	-	-	-	-	-	-	
S.M. (24)	-	-	-	-	-	-	-	-	-	-	-	-	-	-	-	-	-	-	-	-	-	-	-	-	-	-	-	-	-	-	-	
M. (34)	-	-	-	-	-	-	-	-	-	12	12	12	-	-	-	-	-	-	-	-	-	-	-	-	-	-	-	-	-	-	-	
S.L.M. (44)	-	-	-	-	-	-	-	-	-	-	-	-	-	-	-	-	-	-	-	-	-	-	-	-	-	-	-	-	-	-	-	
L.M. (54)	-	-	-	-	-	-	-	-	-	-	-	-	-	-	-	-	-	-	-	-	-	-	-	-	-	-	-	-	-	-	-	
Total	-	-	-	-	-	-	-	-	-	12	12	12	-	-	-	-	-	-	-	-	-	-	-	-	-	-	-	-	34	-		
Light Gray:																																
G.M. (16)	-	-	-	-	-	-	-	-	-	-	-	-	-	-	-	-	-	-	-	-	-	-	-	-	-	-	-	-	-	-	-	
S.M. (26)	-	-	-	-	-	-	-	-	-	38	975	553	19	9	-	-	-	-	-	-	-	-	-	-	-	-	-	-	1,603	0.3		
M. (36)	-	-	-	-	-	-	38	58	301	2,799	1,530	10	9	-	-	-	-	-	-	-	-	-	-	-	-	-	-	4,763	1.0			
S.L.M. (46)	-	-	-	-	-	-	20	63	81	184	36	-	-	-	-	-	-	-	-	-	-	-	-	-	-	-	-	384	0.1			
Total	-	-	-	-	-	-	67	121	420	3,958	2,119	29	9	-	-	-	-	-	-	-	-	-	-	-	-	-	-	-	6,750	1.4		
Gray:																																
G.M. (17)	-	-	-	-	-	-	-	-	-	-	-	-	-	-	-	-	-	-	-	-	-	-	-	-	-	-	-	-	-	-	-	
S.M. (27)	-	-	-	-	-	-	-	-	-	18	18	24	-	-	-	-	-	-	-	-	-	-	-	-	-	-	-	-	18	-		
M. (37)	-	-	-	-	-	-	-	-	-	12	10	20	-	-	-	-	-	-	-	-	-	-	-	-	-	-	-	-	46	-		
S.L.M. (47)	-	-	-	-	-	-	-	-	-	20	20	-	-	-	-	-	-	-	-	-	-	-	-	-	-	-	-	-	20	-		
Total	-	-	-	-	-	-	-	-	-	48	24	-	-	-	-	-	-	-	-	-	-	-	-	-	-	-	-	-	84	-		
Below Grade	150	725	305	5,395	2,788	2,350	398	214	9	71	-	-	-	-	-	-	-	-	-	-	-	-	-	-	-	-	-	-	-	-	-	
All grades	213	1,523	533	13,960	14,000	30,140	131,005	241,227	7,521	12,214	16,907	2,181	231	4,173	475,828	100.0	-	-	-	-	-	-	-	-	-	-	-	-	-	-	-	
All grades	Percent	Percent	Percent	Percent	Percent	Percent	Percent	Percent	Percent	Percent	Percent	Percent	Percent	Percent	Percent	Percent	Percent	Percent	Percent	Percent	Percent	Percent	Percent	Percent	Percent	Percent	Percent	Percent	Percent	Percent	Percent	Percent
	0.3	0.1	2.9	2.9	2.9	6.3	27.5	50.8	1.6	2.6	3.6	0.5	0.9	100.0	-	-	-	-	-	-	-	-	-	-	-	-	-	-	-	-	-	

1/ As reported by the Bureau of the Census, running bales.
 2/ Less than 0.05 percent.

Percentage rough preparation..... 91.9
 Grade index..... 33.6
 Average staple.....

Table 9. --- Grade and staple of upland cotton ginned in Nevada, 1966-67 (Continued)

Grade code	13/16" and shorter (26)	7/8" (28)	29/32" (29)	15/16" (30)	31/32" (31)	1" (32)	1-1/32" (33)	1-1/16" (34)	1-3/32" (35)	1-1/8" (36)	1-5/32" (37)	1-3/16" (38)	1-7/32" (39)	1-1/4" and longer (40)	All staples	
	Bales	Bales	Bales	Bales	Bales	Bales	Bales	Bales	Bales	Bales	Bales	Bales	Bales	Bales	Bales	Percent
White:																
G. M. (11)	-	-	-	-	-	-	-	-	-	-	-	-	-	-	-	-
S. M. (21)	-	-	-	-	-	-	-	13	108	45	13	-	-	-	179	5.1
M. + (30)	-	-	-	-	-	-	-	-	-	-	-	-	-	-	-	-
M. (31)	-	-	-	-	38	-	-	-	590	1,132	337	11	-	-	2,068	58.5
S. L. M. + (40)	-	-	-	-	-	-	-	-	32	115	31	-	-	-	178	5.0
S. L. M. (41)	-	-	-	-	-	-	-	-	166	491	168	-	-	-	825	23.3
L. M. + (50)	-	-	-	-	-	-	-	-	-	13	-	-	-	-	13	0.4
L. M. (51)	-	-	-	-	-	-	-	-	43	35	-	-	-	-	78	2.2
S. G. O. + (60)	-	-	-	-	-	-	-	-	-	-	-	-	-	-	-	-
S. G. O. (61)	-	-	-	-	-	-	-	3	4	17	-	-	-	-	24	0.7
G. O. + (70)	-	-	-	-	-	-	-	-	-	-	-	-	-	-	-	-
G. O. (71)	-	-	-	-	-	-	-	-	3	-	-	-	-	-	3	0.1
Total	-	-	-	-	54	-	-	54	906	1,848	549	11	-	-	3,368	95.3
Light Spotted:																
G. M. (12)	-	-	-	-	-	-	-	-	-	-	-	-	-	-	-	-
S. M. (22)	-	-	-	-	-	-	-	-	-	-	-	-	-	-	-	-
M. (32)	-	-	-	-	-	-	-	-	11	57	-	-	-	-	68	1.9
S. L. M. (42)	-	-	-	-	-	-	-	-	16	12	-	-	-	-	28	0.8
L. M. (52)	-	-	-	-	-	-	-	22	11	8	-	-	-	-	41	1.2
Total	-	-	-	-	-	-	-	22	38	77	-	-	-	-	137	3.9
Below Grade	-	-	-	-	-	-	-	15	14	-	-	-	-	-	29	0.8
All Grades	-	-	-	-	91	-	-	91	928	1,925	549	11	-	-	3,534	100.0
All Grades	Percent	Percent	Percent	Percent	Percent	Percent	Percent	Percent	Percent	Percent	Percent	Percent	Percent	Percent	Percent	Percent
	-	-	-	-	-	-	-	2.6	27.1	54.5	15.5	0.3	-	-	100.0	
<p>As reported by the Bureau of the Census, running bales.</p> <p>Percentage rough preparation.... 97.4</p> <p>Grade index..... 35.8</p> <p>Average staple.....</p>																

Table 9. --- Grade and staple of upland cotton ginned in California, 1966-67 (Continued)

Grade	Code	13/16" and shorter	7/8"	29/32"	15/16"	31/32"	1"	1-1/32"	1-1/16"	1-3/32"	1-1/8"	1-5/32"	1-3/16"	1-7/32"	1-1/4"	All staples	
		(26)	(28)	(29)	(30)	(31)	(32)	(33)	(34)	(35)	(36)	(37)	(38)	(39)	(40)	Bales	Percent
White:																	
G. M.	(11)	-	-	-	-	-	10	110	4,091	3,839	267	-	-	-	-	6,317	0.7
S. M.	(21)	-	-	-	-	-	-	-	57	96	11	-	-	-	-	164	-
M. +	(31)	-	-	-	-	-	239	5,328	194,098	273,263	973	-	22	11	-	473,934	38.4
S. L. M. +	(40)	-	-	-	-	-	11	296	13,343	27,691	95	10	11	11	-	41,468	3.3
S. L. M.	(41)	-	-	-	33	101	2,871	20,523	171,870	250,556	2,400	471	547	707	138	458,217	36.9
L. M. +	(50)	-	-	-	-	-	78	441	11,652	25,518	723	68	79	127	34	36,720	3.1
L. M.	(51)	-	-	-	11	156	3,169	6,555	35,326	27,654	501	255	620	205	70	74,935	6.0
S. G. O. +	(60)	-	-	-	-	-	11	37	475	2,906	178	-	-	-	-	3,607	0.3
S. G. O.	(61)	11	95	89	434	798	1,701	2,197	11,798	2,074	352	89	11	-	-	19,609	1.6
G. O. +	(70)	-	-	-	-	-	-	-	41	191	-	-	-	-	-	232	-
G. O.	(71)	11	33	78	400	369	202	1,357	4,130	102	22	11	-	-	-	6,735	0.5
Total		22	86	178	1,023	1,721	8,292	44,644	446,681	613,690	5,522	904	1,290	1,001	242	1,125,958	90.8
Light Spotted:																	
G. M.	(12)	-	-	-	-	-	-	-	-	-	-	-	-	-	-	-	-
S. M.	(22)	-	-	-	-	11	-	122	185	10	-	-	-	-	-	328	-
M.	(32)	-	-	-	-	-	-	256	9,468	6,759	84	11	-	-	-	19,226	1.5
S. L. M.	(42)	12	12	101	333	333	1,440	3,636	25,468	12,399	135	44	22	11	43,601	3.5	
L. M.	(52)	22	33	33	1,064	1,242	1,668	1,545	12,362	2,033	74	44	44	11	20,098	1.6	
Total		-	22	45	1,165	1,586	3,364	7,951	47,483	21,201	293	55	66	22	83,253	6.6	
Spotted:																	
G. M.	(13)	-	-	-	-	-	-	-	-	-	-	-	-	-	-	-	-
S. M.	(23)	-	-	-	-	-	-	10	-	-	-	-	-	-	-	10	-
M.	(33)	-	-	-	-	-	-	79	301	31	-	-	-	-	-	423	-
S. L. M.	(43)	-	-	-	-	55	30	110	1,723	236	-	-	-	-	-	2,156	0.2
L. M.	(53)	-	12	33	33	101	49	619	2,921	123	-	11	-	-	-	3,869	0.3
Total		-	12	12	33	156	91	818	4,945	392	-	11	-	-	-	6,458	0.5
Tinged:																	
G. M.	(14)	-	-	-	-	-	-	-	-	-	-	-	-	-	-	-	-
S. M.	(24)	-	-	-	-	-	-	-	-	-	-	-	-	-	-	-	-
M.	(34)	-	-	-	-	-	-	-	-	-	-	-	-	-	-	-	-
S. L. M.	(44)	-	-	-	-	-	-	-	31	-	-	-	-	-	-	31	-
L. M.	(54)	-	-	-	-	-	-	19	-	-	-	-	-	-	-	19	-
Total		-	-	-	-	-	-	19	31	-	-	-	-	-	-	50	-
Light Gray:																	
G. M.	(16)	-	-	-	-	-	-	-	-	-	-	-	-	-	-	-	-
S. M.	(26)	-	-	-	-	-	22	102	563	280	-	-	-	-	-	967	0.1
M.	(36)	-	-	-	11	122	1,359	5,494	3,882	674	-	-	-	-	-	11,542	0.9
S. L. M.	(46)	22	11	45	45	144	554	1,356	3,109	82	-	-	-	-	-	5,323	0.4
Total		-	22	11	56	266	1,935	6,932	7,554	1,036	-	-	-	-	-	17,832	1.4
Gray:																	
G. M.	(17)	-	-	-	-	-	-	-	-	-	-	-	-	-	-	-	-
S. M.	(27)	-	-	-	-	-	-	14	222	-	-	-	-	-	-	236	-
M.	(37)	-	-	-	-	-	177	160	471	-	-	-	-	-	-	758	0.1
S. L. M.	(47)	-	11	-	-	22	57	255	1,125	10	-	-	-	-	-	1,480	0.1
Total		-	11	-	-	22	184	429	1,818	10	-	-	-	-	-	2,474	0.2
Below Grade		22	55	111	244	190	45	1,711	3,321	262	11	-	-	-	-	5,972	0.5
All grades		44	190	357	2,521	3,941	13,911	62,724	512,033	636,791	5,826	970	1,356	1,061	264	1,241,997	100.0
All grades		Percent	Percent	Percent	Percent	Percent	Percent	Percent	Percent	Percent	Percent	Percent	Percent	Percent	Percent	Percent	Percent
		•	•	•	•	•	•	•	•	•	•	•	•	•	•	•	•
		0.2	0.3	0.3	1.1	5.1	41.2	51.3	0.5	0.1	0.1	0.1	0.1	0.1	100.0		

As reported by the Bureau of the Census, running bales.
 Less than 0.05 percent.
 Percentage rough preparation..... 94.7
 Grade index.....
 Average staple..... 34.4

Table 10. -- Grade and staple of upland cotton ginned, during specified periods, by states, 1966-67

VIRGINIA

NORTH CAROLINA

Grade and staple	Code	Prior to	September	October	November	After	Total	Prior to	September	October	November	After	Total
		Sept. 1	Bales	Bales	Bales	Bales	Nov. 30	Crop	Sept. 1	Bales	Bales	Bales	Nov. 30
		Bales	Bales	Bales	Bales	Bales	Bales	Bales	Bales	Bales	Bales	Bales	Bales
White:													
G.M.	(11)	-	-	-	-	-	-	-	-	-	-	-	-
S.M.	(21)	-	-	-	-	-	-	-	54	43	29	-	126
M.+	(30)	-	-	-	-	-	-	-	-	10	-	11	21
M.	(31)	-	-	-	228	-	228	-	781	11,502	7,549	697	20,529
S.L.M.+	(40)	-	-	-	-	-	-	-	67	743	171	32	1,013
S.L.M.	(41)	-	4	318	682	-	1,004	-	278	10,212	16,129	2,018	28,637
L.M.+	(50)	-	-	-	-	-	-	-	27	1,634	1,325	206	3,192
L.M.	(51)	-	-	-	-	497	497	-	33	4,022	8,676	1,493	14,224
S.G.O.+	(60)	-	-	-	-	-	-	-	-	71	309	42	422
S.G.O.	(61)	-	-	-	-	-	-	-	-	385	1,141	551	2,077
G.O.+	(70)	-	-	-	-	-	-	-	-	-	-	-	-
G.O.	(71)	-	-	-	-	-	-	-	-	50	187	186	423
Total		-	4	318	910	497	1,729	-	1,240	28,672	35,516	5,236	70,664
Light Spotted:													
G.M.	(12)	-	-	-	-	-	-	-	-	-	-	-	-
S.M.	(22)	-	-	-	-	-	-	-	-	51	292	54	397
M.	(32)	-	-	-	-	-	-	-	47	2,369	4,065	1,484	7,965
S.L.M.	(42)	-	-	-	228	-	228	-	76	1,552	7,539	2,231	11,398
L.M.	(52)	-	-	-	-	-	-	-	-	674	3,104	1,416	5,194
Total		-	-	-	228	-	228	-	123	4,646	15,000	5,185	24,954
Spotted:													
G.M.	(13)	-	-	-	-	-	-	-	-	-	-	11	11
S.M.	(23)	-	-	-	-	-	-	-	-	32	48	12	92
M.	(33)	-	-	-	-	-	-	-	7	-	532	468	1,007
S.L.M.	(43)	-	-	-	-	-	-	-	16	60	582	823	1,481
L.M.	(53)	-	-	-	228	30	258	-	-	42	244	1,249	1,535
Total		-	-	-	228	30	258	-	23	134	1,406	2,563	4,126
Tinged:													
All grades		-	-	-	-	-	-	-	-	11	38	382	431
Light Gray:													
All grades		-	-	-	-	-	-	-	-	-	83	161	244
Gray:													
All grades		-	-	-	-	-	-	-	-	-	-	11	11
Below Grade													
All grades		-	4	318	1,366	527	2,215 1/2	-	1,386	33,463	52,129	13,868	100,846 1/2
Grade index													
		-	94.0	94.0	91.0	84.4	89.9	-	97.3	94.3	91.2	86.4	91.6
Staple (inches)													
13/16 & shorter													
7/8	(26)	-	-	-	-	-	-	-	-	-	-	-	-
29/32	(28)	-	-	-	-	-	-	-	-	-	-	-	-
15/16	(29)	-	-	-	-	-	-	-	-	-	-	-	-
31/32	(30)	-	-	-	-	10	10	-	-	-	-	-	-
1	(31)	-	-	-	-	-	-	-	-	-	-	-	-
1-1/32	(32)	-	-	-	-	40	40	-	-	40	45	321	406
1-1/16	(33)	-	2	-	684	20	706	-	53	2,234	11,332	10,871	24,490
1-1/8	(34)	-	2	318	228	457	1,005	-	817	26,929	36,780	2,632	67,158
1-3/32	(35)	-	-	-	454	-	454	-	463	4,058	3,859	44	8,424
1-1/4	(36)	-	-	-	-	-	-	-	53	202	113	-	368
1-5/32	(37)	-	-	-	-	-	-	-	-	-	-	-	-
1-3/16	(38)	-	-	-	-	-	-	-	-	-	-	-	-
1-7/32	(39)	-	-	-	-	-	-	-	-	-	-	-	-
1-1/2	(40)	-	-	-	-	-	-	-	-	-	-	-	-
& longer													
All staples		-	4	318	1,366	527	2,215 1/2	-	1,386	33,463	52,129	13,868	100,846 1/2
Average staple (32nd inches)													
		-	33.5	34.0	33.8	33.7	33.8	-	34.4	34.1	33.9	33.2	33.8

1/2 As reported by the Bureau of the Census, running bales.

Table 10. -- Grade and staple of upland cotton ginned, during specified periods, by states, 1966-67 (Continued)

SOUTH CAROLINA							GEORGIA						
Grade and staple	Code	Prior to Sept. 1	September	October	November	After Nov. 30	Total Crop	Prior to Sept. 1	September	October	November	After Nov. 30	Total Crop
Grade		Bales	Bales	Bales	Bales	Bales	Bales	Bales	Bales	Bales	Bales	Bales	Bales
White:													
G.M.	(11)	-	-	-	-	-	-	-	-	-	10	-	10
S.M.	(21)	28	3,683	579	240	18	4,548	1,404	5,144	480	77	32	7,137
M.+	(30)	-	70	11	-	-	81	111	138	-	-	-	249
M.	(31)	769	22,733	17,677	6,119	441	47,739	2,771	22,272	7,334	1,181	178	33,736
S.L.M.+	(40)	11	1,065	578	136	9	1,801	121	1,187	167	39	10	1,524
S.L.M.	(41)	57	19,294	66,460	22,662	2,997	111,470	759	35,681	30,950	7,846	558	75,794
L.M.+	(50)	-	1,917	4,337	1,778	112	8,144	51	3,840	1,496	212	33	5,632
L.M.	(51)	14	6,867	29,221	12,776	2,842	51,720	111	22,969	29,618	6,126	1,582	62,406
S.G.O.+	(60)	-	10	174	233	79	496	-	187	316	48	10	561
S.G.O.	(61)	-	632	2,515	2,410	1,393	6,950	-	2,410	3,393	1,768	916	8,487
G.O.+	(70)	-	21	10	6	-	39	-	-	-	-	-	-
G.O.	(71)	-	72	146	241	368	827	-	197	416	324	100	1,037
Total		879	56,364	121,708	46,605	8,259	233,815	5,328	94,025	74,170	19,631	3,419	196,573
Light Spotted:													
G.M.	(12)	-	-	-	-	-	-	-	-	-	-	-	-
S.M.	(22)	-	171	426	369	137	1,103	154	954	766	300	63	2,237
M.	(32)	37	779	3,797	2,463	1,515	8,591	786	7,016	10,292	3,310	1,177	22,581
S.L.M.	(42)	-	2,853	12,893	6,550	2,648	24,944	343	14,642	23,687	10,049	2,101	50,822
L.M.	(52)	14	1,138	4,930	2,403	1,928	10,413	41	6,073	13,168	5,580	2,155	27,017
Total		51	4,941	22,046	11,785	6,228	45,051	1,324	28,685	47,913	19,239	5,496	102,657
Spotted:													
G.M.	(13)	-	-	-	-	-	-	-	-	-	-	-	-
S.M.	(23)	-	-	107	45	13	165	-	20	128	29	42	219
M.	(33)	-	10	159	551	420	1,140	-	179	409	621	477	1,686
S.L.M.	(43)	-	31	421	909	1,070	2,431	20	518	1,746	2,034	1,263	5,581
L.M.	(53)	-	124	384	796	1,564	2,868	-	757	1,779	1,443	1,356	5,335
Total		-	165	1,071	2,301	3,067	6,604	20	1,474	4,062	4,127	3,138	12,821
Tinged:													
All grades		-	-	-	33	535	568	-	-	33	135	532	700
Light Gray:													
All grades		-	186	1,095	666	190	2,137	-	50	282	353	176	861
Gray:													
All grades		-	10	21	8	51	90	-	10	11	20	62	103
Below Grade		-	31	116	213	608	968	-	317	1,282	951	621	3,171
All grades		930	61,697	146,057	61,611	18,938	289,233 1/2	6,672	124,561	127,753	44,456	13,444	316,886 1/2
Grade index		99.1	95.0	91.6	90.4	85.1	91.7	98.8	92.0	88.8	87.1	83.4	89.8
Staple (inches)													
13/16 & shorter													
7/8	(26)	-	-	-	-	-	-	-	-	-	-	-	-
29/32	(29)	-	-	-	-	-	-	-	-	-	38	107	145
15/16	(30)	-	-	-	-	-	-	20	20	55	271	385	751
31/32	(31)	-	10	10	8	17	45	30	670	584	1,360	1,550	4,194
1	(32)	14	81	446	170	270	981	1,553	10,351	6,712	7,765	4,172	30,553
1-1/32	(33)	102	5,149	14,072	9,186	5,515	34,024	3,676	74,336	73,968	27,926	6,373	186,279
1-1/16	(34)	572	47,187	108,706	43,332	12,095	211,892	1,393	38,576	45,649	6,941	805	93,364
1-3/32	(35)	231	8,798	21,717	8,632	988	40,366	-	598	720	145	31	1,494
1-1/8	(36)	11	432	980	236	35	1,694	-	10	65	10	21	106
1-5/32	(37)	-	40	126	47	9	222	-	-	-	-	-	-
1-3/16	(38)	-	-	-	-	-	-	-	-	-	-	-	-
1-7/32	(39)	-	-	-	-	-	-	-	-	-	-	-	-
1-1/4	(40)	-	-	-	-	9	9	-	-	-	-	-	-
& longer													
All staples		930	61,697	146,057	61,611	18,938	289,233 1/2	6,672	124,561	127,753	44,456	13,444	316,886 1/2
Average staple (32nd inches)		34.1	34.1	34.1	34.0	33.7	34.0	33.0	33.2	33.3	32.9	32.4	33.2

1/2 As reported by the Bureau of the Census, running bales.

Table 10. -- Grade and staple of upland cotton ginned, during specified periods, by states, 1966-67 (Continued)

FLORIDA

ALABAMA

Grade and staple	Code	Prior to	September	October	November	After	Total	Prior to	September	October	November	After	Total
		Sept. 1	Bales	Bales	Bales	Bales	Nov. 30	Crop	Sept. 1	Bales	Bales	Bales	Nov. 30
			Bales	Bales	Bales	Bales	Bales		Bales	Bales	Bales	Bales	Bales
White:													
G.M.	(11)	-	-	-	-	-	-	-	-	12	-	-	12
S.M.	(21)	10	10	-	-	-	20	935	2,967	1,955	263	37	6,157
M.+	(30)	-	10	-	-	-	10	15	82	103	-	-	200
M.	(31)	145	837	80	-	-	1,062	4,819	36,815	31,236	4,357	221	77,450
S.L.M.+	(40)	-	10	-	-	-	10	10	1,029	1,967	109	-	3,115
S.L.N.	(41)	10	1,227	1,455	229	18	2,939	595	31,828	81,124	22,702	1,176	137,425
L.M.+	(50)	-	-	-	-	-	-	-	1,054	4,815	1,475	36	7,360
L.M.	(51)	19	367	491	387	36	1,300	50	5,202	20,138	15,761	1,744	42,895
S.G.O.+	(60)	-	-	-	-	-	-	-	49	172	206	9	436
S.G.O.	(61)	-	10	36	14	36	96	-	459	1,536	4,349	465	6,809
G.O.+	(70)	-	-	-	-	-	-	-	9	12	8	-	29
G.O.	(71)	-	-	-	-	-	-	-	19	197	655	175	1,046
Total		184	2,471	2,062	630	90	5,437	6,424	79,513	143,269	49,885	3,863	282,954
Light Spotted:													
G.M.	(12)	-	-	-	-	-	-	-	-	-	-	-	-
S.M.	(22)	19	-	-	-	-	19	567	863	1,444	615	65	3,554
M.	(32)	194	510	107	-	-	811	2,135	13,477	27,663	10,530	1,082	54,887
S.L.M.	(42)	-	398	509	214	18	1,139	380	12,810	36,268	22,012	2,876	74,346
L.N.	(52)	-	173	107	214	75	569	105	2,405	6,604	10,232	1,405	20,751
Total		213	1,081	723	428	93	2,538	3,187	29,555	71,979	43,389	5,428	153,538
Spotted:													
G.M.	(13)	-	-	-	-	-	-	-	-	-	-	-	-
S.M.	(23)	-	-	-	-	-	-	20	30	147	140	-	337
M.	(33)	-	10	-	-	-	10	40	464	1,244	2,479	1,061	5,288
S.L.M.	(43)	-	10	9	114	18	151	30	940	1,753	4,816	2,403	9,942
L.M.	(53)	-	71	18	143	36	268	10	297	917	3,148	1,850	6,222
Total		-	91	27	257	54	429	100	1,731	4,061	10,583	5,314	21,789
Tinged:													
All grades		-	-	-	-	-	-	-	20	20	446	767	1,253
Stained:													
All grades		-	-	-	-	-	-	-	-	-	-	54	54
Light Gray:													
All grades		-	-	9	57	-	66	20	47	478	515	178	1,238
Gray:													
All grades		-	-	-	-	-	-	10	28	72	66	156	332
Below Grade		-	20	-	-	-	20	10	48	128	1,166	682	2,034
All grades		397	3,663	2,821	1,372	237	8,490 <u>1/</u>	9,751	110,942	220,007	106,050	16,442	463,192 <u>1/</u>
Grade index		97.9	93.1	90.9	85.3	81.4	91.0	98.6	95.1	92.9	88.4	84.2	92.2
Staple (inches)													
13/16													
& shorter	(26)	-	-	-	-	-	-	-	-	-	-	-	-
7/8	(28)	-	-	-	-	-	-	-	-	-	-	9	9
29/32	(29)	-	-	-	-	-	-	-	10	-	-	9	19
15/16	(30)	-	10	-	42	18	70	100	-	108	158	289	655
31/32	(31)	20	-	-	43	18	81	1,385	366	275	818	418	3,262
1	(32)	164	499	161	386	108	1,318	4,463	10,211	7,390	11,646	5,411	39,121
1-1/32	(33)	194	2,665	2,160	800	93	5,912	3,589	70,444	129,468	62,702	8,999	275,202
1-1/16	(34)	19	489	500	101	-	1,109	214	29,585	80,221	30,229	1,289	141,538
1-3/32	(35)	-	-	-	-	-	-	-	326	2,375	488	13	3,207
1-1/8	(36)	-	-	-	-	-	-	-	-	170	9	-	179
1-5/32	(37)	-	-	-	-	-	-	-	-	-	-	-	-
1-3/16	(38)	-	-	-	-	-	-	-	-	-	-	-	-
1-7/32	(39)	-	-	-	-	-	-	-	-	-	-	-	-
1-1/4	(40)	-	-	-	-	-	-	-	-	-	-	-	-
& longer													
All staples		397	3,663	2,821	1,372	237	8,490 <u>1/</u>	9,751	110,942	220,007	106,050	16,442	463,192 <u>1/</u>
Average staple (32nd inches)		32.5	33.0	33.1	32.6	32.2	32.9	32.2	33.2	33.4	33.2	32.6	33.2

1/ As reported by the Bureau of the Census, running bales.

Table 10. -- Grade and staple of upland cotton ginned, during specified periods, by states, 1966-67 (Continued)

MISSISSIPPI							ILLINOIS						
Grade and staple	Code	Prior to Sept. 1	September	October	November	After Nov. 30	Total Crop	Prior to Sept. 1	September	October	November	After Nov. 30	Total Crop
Grade		Bales	Bales	Bales	Bales	Bales	Bales	Bales	Bales	Bales	Bales	Bales	Bales
White:													
G.M.	(11)	-	14	34	-	-	48	-	-	-	-	-	-
S.M.	(21)	1,068	25,084	20,249	3,044	61	49,506	-	-	-	-	-	-
M.+	(30)	39	727	1,060	47	-	1,873	-	-	-	-	-	-
M.	(31)	1,459	69,076	180,172	51,920	820	303,447	-	-	-	-	-	-
S.L.M.+	(40)	-	2,102	10,749	3,302	16	16,169	-	-	-	-	-	-
S.L.M.	(41)	66	40,826	396,507	176,097	3,674	617,170	-	-	-	13	-	13
L.M.+	(50)	-	1,578	23,725	15,220	84	40,607	-	-	13	-	-	13
L.M.	(51)	-	4,026	55,924	54,195	3,460	117,605	-	-	-	26	-	26
S.G.O.+	(60)	-	-	991	1,222	40	2,253	-	-	-	-	-	-
S.G.O.	(61)	-	76	3,335	6,360	1,145	10,916	-	-	-	7	-	7
G.O.+	(70)	-	-	-	66	-	66	-	-	-	-	-	-
G.O.	(71)	-	34	232	1,013	391	1,670	-	-	-	7	-	7
Total		2,632	143,543	692,978	312,486	9,691	1,161,330	-	-	13	53	-	66
Light Spotted:													
G.M.	(12)	-	-	-	9	-	9	-	-	-	-	-	-
S.M.	(22)	78	992	1,649	1,166	54	3,939	-	-	-	-	-	-
M.	(32)	162	6,036	22,835	20,857	2,398	52,288	-	-	13	13	6	32
S.L.M.	(42)	19	4,645	31,459	38,560	5,334	80,017	-	-	12	13	19	44
L.M.	(52)	-	666	5,407	12,559	3,082	21,714	-	-	-	7	13	20
Total		259	12,339	61,350	73,151	10,868	157,967	-	-	25	33	38	96
Spotted:													
G.M.	(13)	-	-	-	-	-	-	-	-	-	-	-	-
S.M.	(23)	-	-	51	82	31	164	-	-	-	-	-	-
M.	(33)	-	117	413	4,709	1,769	7,008	-	-	-	-	-	-
S.L.M.	(43)	-	101	599	8,496	3,477	12,673	-	-	-	7	-	7
L.M.	(53)	10	41	257	2,765	2,180	5,253	-	-	-	7	-	7
Total		10	259	1,320	16,052	7,457	25,098	-	-	-	14	-	14
Tinged:													
All grades		-	-	-	495	1,637	2,132	-	-	-	-	-	-
Stained:													
All grades		-	-	-	-	12	12	-	-	-	-	-	-
Light Gray:													
All grades		10	92	859	1,628	238	2,827	-	-	-	-	-	-
Gray:													
All grades		-	-	42	9	47	98	-	-	-	-	-	-
Below Grade													
All grades		-	23	193	1,627	1,435	3,278	-	-	-	-	-	-
All grades		2,911	156,256	756,742	405,448	31,385	1,352,742 $\frac{1}{2}$	-	-	38	100	38	176 $\frac{1}{2}$
Grade index		101.1	98.0	94.6	91.9	85.0	94.0	-	-	92.1	85.4	87.2	87.2
Staple (inches)													
13/16 & shorter													
7/8	(26)	-	-	-	-	-	-	-	-	-	-	-	-
29/32	(28)	-	-	-	-	-	-	-	-	-	-	-	-
15/16	(29)	-	-	-	-	-	-	-	-	-	-	-	-
31/32	(30)	-	-	45	-	23	68	-	-	-	-	-	-
1	(31)	10	-	78	79	87	254	-	-	-	-	-	-
1-1/32	(32)	104	334	1,395	1,258	1,433	4,524	-	-	-	-	-	-
1-1/16	(33)	935	16,935	45,169	34,284	13,299	110,622	-	-	-	25	26	51
1-3/32	(34)	1,715	100,404	489,268	250,391	15,891	857,669	-	-	25	61	12	98
1-1/8	(35)	147	35,558	204,607	113,059	616	353,987	-	-	13	14	-	27
1-5/32	(36)	-	2,915	14,879	6,049	32	23,875	-	-	-	-	-	-
1-3/16	(37)	-	110	1,233	234	4	1,581	-	-	-	-	-	-
1-7/32	(38)	-	-	57	28	-	85	-	-	-	-	-	-
1-1/4	(39)	-	-	11	38	-	49	-	-	-	-	-	-
& longer	(40)	-	-	-	28	-	28	-	-	-	-	-	-
All staples		2,911	156,256	756,742	405,448	31,385	1,352,742 $\frac{1}{2}$	-	-	38	100	38	176 $\frac{1}{2}$
Average staple (32nd inches)		33.6	34.2	34.3	34.2	33.5	34.2	-	-	34.3	33.9	33.3	33.9

 $\frac{1}{2}$ As reported by the Bureau of the Census, running bales.

Table 10. -- Grade and staple of upland cotton ginned, during specified periods, by states 1966-67 (Continued)

KENTUCKY

TENNESSEE

Grade and staple	Code	Prior to	September	October	November	After	Total	Prior to	September	October	November	After	Total
		Sept. 1	Bales	Bales	Bales	Bales	Nov. 30	Crop	Sept. 1	Bales	Bales	Bales	Nov. 30
		Bales	Bales	Bales	Bales	Bales	Bales	Bales	Bales	Bales	Bales	Bales	Bales
White:													
G.M.	(11)	-	-	-	-	-	-	-	-	-	-	-	-
S.M.	(21)	-	-	-	-	-	-	-	2,969	6,610	957	5	10,541
M.+	(30)	-	-	-	-	-	-	-	99	197	8	-	304
M.	(31)	-	-	198	62	-	260	-	10,759	55,243	16,070	107	82,179
S.L.M.+	(40)	-	-	-	7	-	7	-	247	3,356	885	5	4,493
S.L.M.	(41)	-	-	605	129	-	734	-	5,281	84,498	43,626	722	134,127
L.M.+	(50)	-	-	-	-	6	6	-	165	4,408	3,946	16	8,535
L.M.	(51)	-	-	23	21	-	44	-	380	10,284	10,597	994	22,255
S.G.O.+	(60)	-	-	-	-	-	-	-	-	35	202	3	240
S.G.O.	(61)	-	-	-	7	-	7	-	37	443	1,584	347	2,411
G.O.+	(70)	-	-	-	-	-	-	-	-	-	34	-	34
G.O.	(71)	-	-	-	-	-	-	-	-	-	160	66	226
Total		-	-	826	226	6	1,058	-	19,937	165,074	78,069	2,265	265,345
Light Spotted:													
G.M.	(12)	-	-	-	-	-	-	-	-	-	-	-	-
S.M.	(22)	-	-	-	14	-	14	-	314	687	612	-	1,613
M.	(32)	-	-	58	48	19	125	-	2,008	10,627	10,814	834	24,283
S.L.M.	(42)	-	-	23	55	39	117	-	779	9,193	19,120	3,726	32,818
L.M.	(52)	-	-	-	-	4	4	-	87	1,325	5,929	2,176	9,517
Total		-	-	81	117	62	260	-	3,188	21,832	36,475	6,736	68,231
Spotted:													
G.M.	(13)	-	-	-	-	-	-	-	-	-	-	-	-
S.M.	(23)	-	-	-	-	-	-	-	12	-	185	-	197
M.	(33)	-	-	-	-	4	4	-	91	209	3,821	876	4,997
S.L.M.	(43)	-	-	-	7	19	26	-	108	221	7,533	4,716	12,578
L.M.	(53)	-	-	-	-	10	10	-	12	12	2,820	3,263	6,107
Total		-	-	-	7	33	40	-	223	442	14,359	8,855	23,879
Tinged:													
All grades		-	-	-	-	9	9	-	-	-	890	3,051	3,941
Stained:													
All grades		-	-	-	-	-	-	-	-	-	-	18	18
Light Gray:													
All grades		-	-	-	7	-	7	-	-	151	211	20	382
Gray:													
All grades		-	-	-	-	-	-	-	-	35	17	21	73
Below Grade													
All grades		-	-	907	357	110	1,374 1/2	-	23,348	187,546	130,659	21,819	363,372 1/2
Grade index													
		-	-	95.1	93.9	86.8	94.2	-	98.0	95.4	91.3	81.4	93.2
Staple (inches)													
13/16 & shorter													
7/8	(26)	-	-	-	-	-	-	-	-	-	-	-	-
29/32	(29)	-	-	-	-	-	-	-	-	-	-	-	-
15/16	(30)	-	-	-	-	-	-	-	-	-	6	57	63
31/32	(31)	-	-	-	-	-	-	-	-	12	85	212	309
1	(32)	-	-	-	7	17	24	-	50	287	2,154	3,584	6,075
1-1/32	(33)	-	-	23	76	49	148	-	2,888	14,525	21,319	11,524	50,256
1-1/16	(34)	-	-	791	240	44	1,075	-	17,320	136,791	86,868	6,361	249,340
1-3/32	(35)	-	-	93	34	-	127	-	2,795	32,510	19,481	68	54,854
1-1/8	(36)	-	-	-	-	-	-	-	222	1,200	596	5	2,023
1-5/32	(37)	-	-	-	-	-	-	-	37	186	150	5	378
1-3/16	(38)	-	-	-	-	-	-	-	36	35	-	-	71
1-7/32	(39)	-	-	-	-	-	-	-	-	-	-	-	-
1-1/4	(40)	-	-	-	-	-	-	-	-	-	-	-	-
& longer													
All staples		-	-	907	357	110	1,374 1/2	-	23,348	187,546	130,659	21,819	363,372 1/2
Average staple (32nd inches)													
		-	-	34.1	33.8	33.2	33.9	-	34.0	34.1	34.0	33.1	34.0

1/2 As reported by the Bureau of the Census, running bales.

Table 10. -- Grade and staple of upland cotton ginned, during specified periods, by states, 1966-67 (Continued)

MISSOURI							ARKANSAS						
Grade and staple	Code	Prior to Sept. 1	September	October	November	After Nov. 30	Total Crop	Prior to Sept. 1	September	October	November	After Nov. 30	Total Crop
		Bales	Bales	Bales	Bales	Bales	Bales	Bales	Bales	Bales	Bales	Bales	Bales
White:													
G.M.	(11)	-	-	-	-	-	-	-	-	-	-	-	-
S.M.	(21)	-	259	1,590	427	-	2,276	-	1,196	5,045	1,333	7	7,581
M.+	(30)	-	-	12	-	-	12	-	59	97	9	-	165
M.	(31)	-	790	12,262	4,006	20	17,078	-	9,196	58,586	26,327	163	94,272
S.L.M.+	(40)	-	55	589	154	-	798	-	259	3,922	1,869	-	6,050
S.L.M.	(41)	-	1,225	51,216	28,229	150	80,820	-	4,839	172,803	124,162	1,181	302,985
L.M.+	(50)	-	55	4,947	2,907	-	7,909	-	359	17,594	14,822	64	32,839
L.M.	(51)	-	68	5,006	5,269	411	10,754	-	651	32,574	45,646	2,013	80,884
S.G.O.+	(60)	-	-	153	118	-	271	-	-	619	1,292	52	1,963
S.G.O.	(61)	-	-	377	454	64	895	-	11	1,833	5,064	985	7,893
G.O.+	(70)	-	-	-	9	5	14	-	-	40	58	-	98
G.O.	(71)	-	-	47	100	10	157	-	-	184	739	190	1,113
Total		-	2,452	76,199	41,673	660	120,984	-	16,570	293,297	221,321	4,655	535,843
Light Spotted:													
G.M.	(12)	-	-	-	-	-	-	-	-	-	-	-	-
S.M.	(22)	-	-	247	209	-	456	-	72	170	690	27	959
M.	(32)	-	763	6,007	4,288	180	11,238	-	704	6,744	19,208	1,442	28,098
S.L.M.	(42)	-	409	5,913	11,474	1,976	19,772	-	1,595	19,846	69,429	7,891	98,761
L.M.	(52)	-	41	518	2,017	634	3,210	-	214	2,958	25,674	6,657	35,503
Total		-	1,213	12,685	17,988	2,790	34,676	-	2,585	29,718	115,001	16,017	163,321
Spotted:													
G.M.	(13)	-	-	-	-	-	-	-	-	-	-	-	-
S.M.	(23)	-	-	12	27	5	44	-	-	-	202	38	240
M.	(33)	-	27	141	781	240	1,189	-	-	59	5,647	1,360	7,066
S.L.M.	(43)	-	14	188	1,681	1,873	3,756	-	46	222	18,131	8,585	26,984
L.M.	(53)	-	14	82	645	1,283	2,024	-	46	143	8,921	7,918	17,028
Total		-	55	423	3,134	3,401	7,013	-	92	424	32,901	17,901	51,318
Tinged:													
All grades		-	-	-	54	585	639	-	-	-	1,612	5,319	6,931
Stained:													
All grades		-	-	-	-	-	-	-	-	-	-	32	32
Light Gray:													
All grades		-	-	306	309	57	672	-	11	274	496	97	878
Gray:													
All grades		-	-	-	-	-	-	-	13	-	30	7	50
Below Grade		-	-	71	164	354	589	-	12	70	2,754	2,687	5,523
All grades		-	3,720	89,684	63,322	7,847	164,573 ^{1/}	-	19,283	323,783	374,115	46,715	763,896 ^{1/}
Grade index		-	95.6	93.9	91.6	82.0	92.5	-	96.6	93.6	89.8	80.7	91.0
Staple (inches)													
13/16													
& shorter	(26)	-	-	-	-	-	-	-	-	-	-	-	-
7/8	(28)	-	-	-	-	-	-	-	-	-	-	-	-
29/32	(29)	-	-	-	-	9	9	-	-	-	-	7	7
15/16	(30)	-	-	-	-	24	24	-	-	-	27	178	205
31/32	(31)	-	-	-	9	271	280	-	-	-	46	240	286
1	(32)	-	14	107	117	1,847	2,085	-	23	97	992	6,308	7,420
1-1/32	(33)	-	14	1,060	2,106	3,421	6,601	-	1,164	2,882	17,444	28,901	50,391
1-1/16	(34)	-	1,525	31,991	24,367	2,147	60,030	-	11,549	119,071	164,668	10,791	306,079
1-3/32	(35)	-	1,893	45,795	29,975	128	77,791	-	5,877	165,850	170,771	271	342,769
1-1/8	(36)	-	274	10,366	6,540	-	17,160	-	646	34,294	18,888	19	53,847
1-5/32	(37)	-	-	365	208	-	573	-	24	1,537	1,048	-	2,609
1-3/16	(38)	-	-	-	-	-	-	-	-	39	86	-	125
1-7/32	(39)	-	-	-	-	-	-	-	-	13	20	-	33
1-1/4	(40)	-	-	-	-	-	-	-	-	-	125	-	125
& longer													
All staples		-	3,720	89,684	63,322	7,847	164,573 ^{1/}	-	19,283	323,783	374,115	46,715	763,896 ^{1/}
Average staple (32nd inches)		-	34.6	34.7	34.7	33.0	34.6	-	34.3	34.7	34.5	33.1	34.5

^{1/} As reported by the Bureau of the Census, running bales.

Table 10. -- Grade and staple of upland cotton ginned, during specified periods, by states, 1966-67 (Continued)

LOUISIANA							OKLAHOMA					
Grade and staple Code	Prior to Sept. 1	September	October	November	After Nov. 30	Total Crop	Prior to Sept. 1	September	October	November	After Nov. 30	Total Crop
Grade	Bales	Bales	Bales	Bales	Bales	Bales	Bales	Bales	Bales	Bales	Bales	Bales
White:												
G.M. (11)	11	-	22	-	-	33	-	-	-	-	-	-
S.M. (21)	671	4,138	4,551	726	29	10,115	-	-	98	22	-	120
M.+ (30)	-	12	23	-	9	44	-	-	13	-	-	13
M. (31)	1,513	22,672	59,646	23,559	375	107,765	-	126	4,480	4,117	28	8,751
S.L.M.+ (40)	16	231	287	311	56	901	-	9	94	135	-	238
S.L.M. (41)	579	23,130	113,083	58,722	1,193	196,707	-	97	6,067	8,959	474	15,597
L.M.+ (50)	-	356	3,556	4,036	63	8,011	-	18	390	181	32	621
L.M. (51)	8	1,738	13,654	12,595	1,060	29,055	-	9	654	1,791	245	2,699
S.G.O.+ (60)	-	-	-	170	71	241	-	-	33	22	-	55
S.G.O. (61)	-	32	557	1,896	360	2,845	-	-	47	330	175	552
G.O.+ (70)	-	-	-	-	-	-	-	-	-	-	-	-
G.O. (71)	-	10	77	203	128	418	-	-	23	170	7	200
Total	2,798	52,319	195,456	102,218	3,344	356,135	-	259	11,899	15,727	961	28,846
Light Spotted:												
G.M. (12)	-	-	-	10	-	10	-	-	-	-	-	-
S.M. (22)	33	252	357	290	-	932	-	-	280	292	7	579
M. (32)	376	7,653	14,132	13,891	723	36,775	-	97	9,585	38,999	1,584	50,265
S.L.M. (42)	173	3,605	12,610	15,555	1,783	33,726	-	118	5,896	52,520	6,467	65,001
L.M. (52)	16	468	1,910	3,506	719	6,619	-	-	338	7,342	2,925	10,605
Total	598	11,978	29,009	33,252	3,225	78,062	-	215	16,099	99,153	10,983	126,450
Spotted:												
G.M. (13)	-	-	-	-	-	-	-	-	-	-	-	-
S.M. (23)	-	-	33	178	19	230	-	-	51	135	-	186
M. (33)	25	47	400	2,280	311	3,063	-	-	839	14,192	2,583	17,614
S.L.M. (43)	16	101	282	2,444	1,096	3,939	-	-	357	13,158	6,603	20,118
L.M. (53)	-	61	284	1,184	636	2,165	-	-	20	2,576	2,215	4,811
Total	41	209	999	6,086	2,062	9,397	-	-	1,267	30,061	11,401	42,729
Tinged:												
G.M. (14)	-	-	-	309	-	309	-	-	-	-	-	-
S.M. (24)	-	-	-	58	-	58	-	-	-	22	-	22
M. (34)	-	-	-	308	116	424	-	-	-	1,955	2,187	4,142
S.L.M. (44)	-	-	12	226	442	680	-	-	-	2,047	2,482	4,529
L.M. (54)	-	-	-	200	164	364	-	-	10	188	1,406	1,604
Total	-	-	12	1,101	722	1,835	-	-	10	4,212	6,075	10,297
Stained:												
All grades	-	-	-	18	5	23	-	-	-	67	75	142
Light Gray:												
All grades	254	103	611	1,248	357	2,573	-	-	10	-	-	10
Gray:												
All grades	58	10	11	174	85	338	-	-	10	-	-	10
Below Grade												
All grades	8	10	54	221	110	403	-	-	11	451	2,006	2,468
All grades	3,757	64,629	226,152	144,318	9,910	448,766 1/2	-	474	29,306	149,671	31,501	210,952 1/2
Grade Index	98.1	96.4	94.9	92.8	86.1	94.3	-	94.7	94.3	90.4	82.2	89.7
Staple (Inches)												
13/16 & shorter (26)												
7/8 (28)	-	-	-	-	7	7	-	-	13	32	339	384
29/32 (29)	-	-	-	-	-	-	-	-	159	431	1,626	2,216
15/16 (30)	-	-	12	-	-	-	-	-	2,009	12,792	5,749	20,550
31/32 (31)	-	48	12	-	-	60	-	66	8,996	75,119	17,965	102,146
1 (32)	35	652	926	614	368	2,595	-	116	4,268	31,963	3,929	40,276
1-1/32 (33)	950	20,877	49,167	25,966	5,539	102,499	-	96	2,385	12,649	972	16,102
1-1/16 (34)	2,435	41,504	160,248	100,242	3,824	308,253	-	57	2,028	6,478	476	9,039
1-3/32 (35)	326	1,536	15,094	16,364	163	33,483	-	108	3,989	7,346	297	11,740
1-1/8 (36)	11	12	611	1,076	9	1,719	-	13	4,667	2,335	123	7,138
1-5/32 (37)	-	-	70	56	-	126	-	9	752	449	25	1,235
1-3/16 (38)	-	-	12	-	-	12	-	9	30	55	-	94
1-7/32 (39)	-	-	-	-	-	-	-	-	10	11	-	21
1-1/4 (40)	-	-	-	-	-	-	-	-	-	11	-	11
& longer												
All staples	3,757	64,629	226,152	144,318	9,910	448,766 1/2	-	474	29,306	149,671	31,501	210,952 1/2
Average staple (32nd inches)	33.8	33.7	33.8	33.9	33.4	33.8	-	32.3	31.9	30.7	30.0	30.8

1/2 As reported by the Bureau of the Census, running bales.

Table 10. -- Grade and staple of upland cotton ginned, during specified periods, by states, 1966-67 (Continued)

TEXAS							NEW MEXICO						
Grade and staple	Code	Prior to Sept. 1	September	October	November	After Nov. 30	Total Crop	Prior to Sept. 1	September	October	November	After Nov. 30	Total Crop
		Bales	Bales	Bales	Bales	Bales	Bales	Bales	Bales	Bales	Bales	Bales	Bales
White:													
G.M.	(11)	73	-	-	10	-	83	-	-	93	9	-	102
S.M.	(21)	4,888	623	1,152	877	60	7,600	-	370	6,044	2,851	76	9,341
M.+	(30)	106	11	78	551	8	754	-	-	23	19	-	42
M.	(31)	50,355	7,337	31,085	45,930	1,967	136,674	-	821	46,340	24,082	737	71,980
S.L.M.+	(40)	4,060	470	3,230	5,245	177	13,182	-	-	3,644	2,818	134	6,596
S.L.M.	(41)	135,343	51,788	51,776	81,888	7,279	328,074	-	455	13,206	7,567	759	21,987
L.M.+	(50)	5,619	1,367	1,671	2,415	190	11,262	-	10	426	162	-	598
L.M.	(51)	22,182	27,344	20,225	9,461	1,760	80,972	-	21	233	409	156	819
S.G.O.+	(60)	157	301	243	263	37	1,001	-	-	-	9	-	9
S.G.O.	(61)	1,339	6,088	5,258	1,606	608	14,899	-	-	21	144	210	375
G.O.+	(70)	48	451	44	-	10	553	-	-	-	-	-	-
G.O.	(71)	442	1,861	811	363	267	3,764	-	-	-	99	159	258
Total		224,612	97,661	115,573	148,609	12,363	598,818	-	1,677	70,030	38,169	2,231	112,107
Light Spotted:													
G.M.	(12)	-	-	-	-	-	-	-	-	-	-	-	-
S.M.	(22)	4,085	354	1,569	5,012	852	11,872	-	10	1,097	2,851	93	4,051
M.	(32)	64,153	27,627	54,036	478,761	53,151	677,728	-	69	5,016	12,275	2,151	19,511
S.L.M.	(42)	62,229	124,539	222,789	375,855	94,205	879,617	-	29	1,073	3,679	1,514	6,295
L.M.	(52)	8,330	68,838	79,599	46,140	17,859	220,746	-	-	68	825	1,612	2,505
Total		138,777	221,358	357,993	905,768	166,067	1,789,963	-	108	7,254	19,630	5,370	32,362
Spotted:													
G.M.	(13)	10	-	-	-	-	10	-	-	-	-	8	8
S.M.	(23)	276	60	54	1,586	183	2,159	-	-	35	737	79	851
M.	(33)	1,587	986	4,712	235,658	60,984	303,927	-	-	-	3,116	961	4,077
S.L.M.	(43)	1,724	5,820	9,606	152,309	70,011	239,470	-	-	12	2,284	758	3,054
L.M.	(53)	545	7,598	5,441	23,123	17,457	54,164	-	-	23	386	516	925
Total		4,142	14,464	19,813	412,676	148,635	599,730	-	-	70	6,523	2,322	8,915
Tinged:													
G.M.	(14)	-	-	-	-	-	-	-	-	-	-	-	-
S.M.	(24)	-	-	-	178	61	239	-	-	-	65	9	74
M.	(34)	-	-	79	31,900	19,007	50,986	-	-	-	767	610	1,377
S.L.M.	(44)	-	11	116	17,322	20,541	37,990	-	-	-	458	460	918
L.M.	(54)	-	31	36	2,929	6,518	9,514	-	-	-	47	70	117
Total		-	42	231	52,329	46,127	98,729	-	-	-	1,337	1,149	2,486
Stained:													
All grades		-	-	-	412	3,162	3,574	-	-	-	47	89	136
Light Gray:													
All grades		1,607	3,844	541	763	329	7,084	-	-	24	48	17	89
Gray:													
All grades		112	1,225	124	251	244	1,956	-	-	-	-	-	-
Below Grade													
All grades		291	7,088	4,883	3,651	9,719	25,632	-	-	-	368	1,176	1,544
All grades		369,541	345,682	499,158	1,524,459	386,646	3,125,486 1/	-	1,785	77,378	66,122	12,354	157,639 1/
Grade index		93.6	87.2	88.9	91.3	86.4	90.1	-	98.8	98.7	96.1	85.5	96.6
Staple (inches)													
13/16													
& shorter	(26)	30	160	558	2,097	3,959	6,804	-	-	-	45	213	258
7/8	(28)	520	16,760	27,354	26,292	17,439	88,365	-	-	-	479	589	1,038
29/32	(29)	4,646	88,179	182,061	254,556	86,863	616,305	-	-	-	2,514	939	3,453
15/16	(30)	21,129	68,526	159,740	782,043	218,743	1,250,181	-	-	-	4,884	937	5,821
31/32	(31)	34,876	25,797	19,968	253,573	32,886	367,100	-	-	94	2,206	783	3,083
1	(32)	58,431	28,841	12,144	94,154	8,830	202,400	-	-	24	663	492	1,179
1-1/32	(33)	118,697	57,699	18,457	32,253	4,385	231,481	-	-	-	83	695	1,128
1-1/16	(34)	122,900	56,475	26,166	18,264	3,635	227,440	-	32	138	801	1,888	2,859
1-3/32	(35)	7,001	1,270	3,338	6,691	2,651	20,951	-	20	569	2,290	2,132	5,011
1-1/8	(36)	478	703	7,697	9,295	3,946	22,119	-	501	8,581	9,685	2,128	20,895
1-5/32	(37)	51	867	32,999	29,093	1,338	64,348	-	1,192	58,135	31,980	849	92,156
1-3/16	(38)	73	28	4,561	6,707	911	12,280	-	40	9,434	9,324	9	18,807
1-7/32	(39)	229	97	339	699	10	1,374	-	-	198	327	18	543
1-1/4	(40)	480	290	3,776	8,742	1,050	14,338	-	-	122	229	279	630
& longer													
All staples		369,541	345,682	499,158	1,524,459	386,646	3,125,486 1/	-	1,785	77,378	66,122	12,354	157,639 1/
Average staple (32nd inches)		32.8	31.1	30.7	30.5	30.0	30.8	-	36.7	37.0	35.7	33.4	36.2

1/ As reported by the Bureau of the Census, running bales.

Table 10. -- Grade and staple of upland cotton ginned, during specified periods, by states, 1966-67 (Continued)

ARIZONA							NEVADA						
Grade and staple	Code	Prior to Sept. 1	September	October	November	After Nov. 30	Total Crop	Prior to Sept. 1	September	October	November	After Nov. 30	Total Crop
		Bales	Bales	Bales	Bales	Bales	Bales	Bales	Bales	Bales	Bales	Bales	Bales
White:													
G.M.	(11)	49	10	11	-	-	70	-	-	-	-	-	-
S.M.	(21)	157	669	475	436	129	1,866	-	-	45	134	-	179
M.+	(30)	10	-	57	-	-	67	-	-	-	-	-	-
M.	(31)	245	1,902	37,084	37,945	8,402	85,578	-	-	1,070	924	74	2,068
S.L.M.+	(40)	9	73	1,694	3,348	828	5,952	-	-	11	134	33	178
S.L.M.	(41)	88	2,122	76,672	81,219	19,693	179,799	-	-	68	615	142	825
L.M.+	(50)	-	24	1,910	1,883	753	4,570	-	-	-	13	-	13
L.M.	(51)	10	454	9,609	8,412	4,947	23,432	-	-	-	54	24	78
S.G.O.+	(60)	-	-	96	77	82	255	-	-	-	-	-	-
S.G.O.	(61)	-	20	1,523	2,070	4,113	7,726	-	-	-	13	11	24
G.O.+	(70)	-	-	-	-	-	-	-	-	-	-	-	-
G.O.	(71)	-	-	64	558	977	1,599	-	-	-	-	3	3
Total		568	5,274	129,195	135,948	39,929	310,914	-	-	1,194	1,887	287	3,368
Light Spotted:													
G.M.	(12)	-	-	-	-	-	-	-	-	-	-	-	-
S.M.	(22)	20	160	218	601	27	1,026	-	-	-	-	-	-
M.	(32)	193	2,376	21,973	18,715	2,631	45,888	-	-	11	40	17	68
S.L.M.	(42)	146	2,536	20,463	25,582	8,365	57,092	-	-	-	-	28	28
L.M.	(52)	-	685	4,146	12,232	19,165	36,228	-	-	-	13	28	41
Total		359	5,757	46,800	57,130	30,188	140,234	-	-	11	53	73	137
Spotted:													
All grades		20	286	1,731	2,190	1,180	5,407	-	-	-	-	-	-
Tinged:													
All grades		-	-	24	-	10	34	-	-	-	-	-	-
Light Gray:													
All grades		-	10	2,501	2,994	1,245	6,750	-	-	-	-	-	-
Gray:													
All grades		-	10	36	10	28	84	-	-	-	-	-	-
Below Grade													
		-	48	208	2,737	9,412	12,405	-	-	-	-	29	29
All grades		947	11,385	180,495	201,009	81,992	475,828 1/2	-	-	1,205	1,940	389	3,534 1/2
Grade index		97.7	93.7	93.9	92.7	85.0	91.9	-	-	99.8	97.3	90.4	97.4
Staple (inches)													
13/16													
& shorter	(26)	-	-	-	20	193	213	-	-	-	-	-	-
7/8	(28)	-	-	36	140	1,347	1,523	-	-	-	-	-	-
29/32	(29)	-	-	49	83	401	533	-	-	-	-	-	-
15/16	(30)	-	-	245	4,151	9,564	13,960	-	-	-	-	-	-
31/32	(31)	-	38	315	2,576	11,071	14,000	-	-	-	-	-	-
1	(32)	57	37	1,761	9,253	19,032	30,140	-	-	-	-	-	-
1-1/32	(33)	290	3,090	43,304	62,200	22,121	131,005	-	-	-	-	-	-
1-1/16	(34)	600	7,914	116,198	103,740	12,775	241,227	-	-	11	53	27	91
1-3/32	(35)	-	60	2,406	3,395	1,660	7,521	-	-	360	482	116	958
1-1/8	(36)	-	138	5,979	4,688	1,409	12,214	-	-	587	1,137	201	1,925
1-5/32	(37)	-	108	9,085	6,604	1,110	16,907	-	-	236	268	45	549
1-3/16	(38)	-	-	451	1,383	347	2,181	-	-	11	-	-	11
1-7/32	(39)	-	-	133	89	9	231	-	-	-	-	-	-
1-1/4	(40)	-	-	533	2,687	953	4,173	-	-	-	-	-	-
& longer													
All staples		947	11,385	180,495	201,009	81,992	475,828 1/2	-	-	1,205	1,940	389	3,534 1/2
Average staple (32nd inches)													
		33.6	33.8	34.0	33.7	32.4	33.6	-	-	35.9	35.8	35.7	35.8

1/2 As reported by the Bureau of the Census, running bales.

Table 10. -- Grade and staple of upland cotton ginned, during specified periods, by states, 1966-67 (Continued)

CALIFORNIA

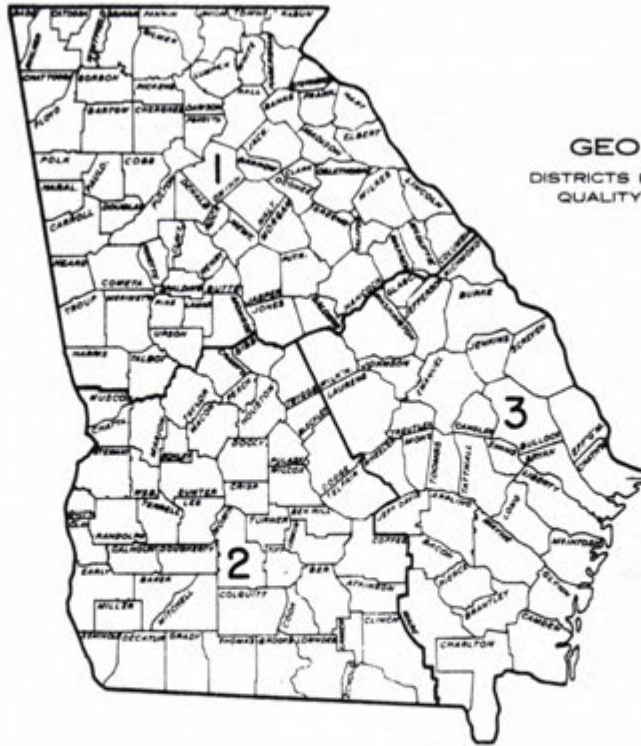
Grade and staple	Code	Prior to Sept. 1	September	October	November	After Nov. 30	Total Crop
Grade		Bales	Bales	Bales	Bales	Bales	Bales
White:							
G.M.	(11)	-	-	-	-	-	-
S.M.	(21)	-	1,499	4,629	2,073	116	8,317
M.+	(30)	-	43	42	68	11	164
M.	(31)	56	7,251	380,843	79,735	6,049	473,934
S.L.M.+	(40)	8	737	30,019	9,764	940	41,468
S.L.M.	(41)	88	4,612	256,372	172,469	24,676	458,217
L.M.+	(50)	-	-	24,860	12,677	1,183	38,720
L.M.	(51)	-	315	26,208	34,641	13,791	74,955
S.G.O.+	(60)	-	-	616	2,734	257	3,607
S.G.O.	(61)	-	12	1,552	6,541	11,504	19,609
G.O.+	(70)	-	-	191	31	10	232
G.O.	(71)	-	-	22	792	5,921	6,735
Total		152	14,469	725,354	321,525	64,458	1,125,958
Light Spotted:							
G.M.	(12)	-	-	-	-	-	-
S.M.	(22)	-	46	74	197	11	328
M.	(32)	163	1,603	8,880	7,344	1,236	19,226
S.L.M.	(42)	147	673	10,486	26,682	5,613	43,601
L.M.	(52)	-	101	1,085	11,190	7,722	20,098
Total		310	2,423	20,525	45,413	14,582	83,253
Spotted:							
All grades		24	35	339	4,155	1,905	6,458
Tinged:							
All grades		-	-	-	31	19	50
Light Gray:							
All grades		-	12	1,298	10,341	6,181	17,832
Gray:							
All grades		-	-	32	407	2,035	2,474
Below Grade							
All grades		-	-	202	1,483	4,287	5,972
All grades		486	16,939	747,750	383,355	93,467	1,241,997 ^{1/}
Grade index		94.2	97.4	96.7	92.9	85.3	94.7
Staple (inches)							
13/16 & shorter	(26)	-	-	-	-	44	44
7/8	(28)	-	-	-	-	198	198
29/32	(29)	-	-	-	24	333	357
15/16	(30)	-	-	22	117	2,382	2,521
31/32	(31)	-	-	-	175	3,766	3,941
1	(32)	8	24	410	2,802	10,667	13,911
1-1/32	(33)	258	979	6,405	33,340	21,742	62,724
1-1/16	(34)	220	4,674	261,181	195,657	50,301	512,033
1-3/32	(35)	-	10,568	476,483	147,527	2,213	636,791
1-1/8	(36)	-	683	3,206	1,643	294	5,826
1-5/32	(37)	-	11	11	328	620	970
1-3/16	(38)	-	-	32	638	686	1,356
1-7/32	(39)	-	-	-	906	155	1,061
1-1/4 & longer	(40)	-	-	-	198	66	264
All staples		486	16,939	747,750	383,355	93,467	1,241,997 ^{1/}
Average staple (32nd inches)		33.4	34.6	34.6	34.3	33.4	34.4

^{1/} As reported by the Bureau of the Census, running bales.

Table 11. -- Grade and staple of upland cotton ginned, by states and districts, 1966-67

NORTH CAROLINA					SOUTH CAROLINA				
Grade and staple	Code	Ginned in District			Ginned in the state	Ginned in District			Ginned in the state
		1	2	3		1	2	3	
Grade		Bales	Bales	Bales	Bales	Bales	Bales	Bales	Bales
White:									
G.M.	(11)	-	-	-	-	-	-	-	-
S.M.	(21)	65	51	10	126	1,364	1,723	1,461	4,548
M.+	(30)	-	-	21	21	29	11	41	81
M.	(31)	4,930	10,537	5,062	20,529	10,452	22,544	14,743	47,739
S.L.M.+	(40)	378	354	281	1,013	515	621	665	1,801
S.L.M.	(41)	6,589	9,733	12,315	28,637	14,791	58,022	38,657	111,470
L.M.+	(50)	863	885	1,444	3,192	1,394	3,562	3,188	8,144
L.M.	(51)	2,196	4,297	7,731	14,224	7,868	25,613	18,239	51,720
S.G.O.+	(60)	-	209	213	422	135	223	138	496
S.G.O.	(61)	156	796	1,125	2,077	1,268	3,448	2,234	6,950
G.O.+	(70)	-	-	-	-	-	8	31	39
G.O.	(71)	23	186	214	423	71	384	372	827
Total		15,200	27,048	28,416	70,664	37,887	116,159	79,769	233,815
Light Spotted:									
G.M.	(12)	-	-	-	-	-	-	-	-
S.M.	(22)	40	328	29	397	393	539	171	1,103
M.	(32)	2,494	3,998	1,473	7,965	1,699	5,003	1,889	8,591
S.L.M.	(42)	3,673	4,048	3,677	11,398	2,862	14,652	7,430	24,944
L.M.	(52)	844	1,690	2,660	5,194	976	6,307	3,130	10,413
Total		7,051	10,064	7,839	24,954	5,930	26,501	12,620	45,051
Spotted:									
G.M.	(13)	-	11	-	11	-	-	-	-
S.M.	(23)	44	39	9	92	45	101	19	165
M.	(33)	436	387	184	1,007	202	806	132	1,140
S.L.M.	(43)	484	442	555	1,481	219	1,990	222	2,431
L.M.	(53)	587	421	527	1,535	202	2,257	409	2,868
Total		1,551	1,300	1,275	4,126	668	5,154	782	6,604
Tinged:									
All grades		152	43	236	431	31	495	42	568
Light Gray:									
All grades		10	78	156	244	223	1,522	392	2,137
Gray:									
All grades		-	-	11	11	-	70	20	90
Below Grade									
		105	101	210	416	123	568	277	968
All grades		24,069	38,634	38,143	100,846 ^{1/}	44,862	150,469	93,902	289,233 ^{1/}
Grade index		92.3	92.8	90.0	91.6	92.8	91.3	91.7	91.7
Staple (inches)									
13/16 & shorter									
7/8	(26)	-	-	-	-	-	-	-	-
29/32	(28)	-	-	-	-	-	-	-	-
15/16	(29)	-	-	-	-	-	-	-	-
31/32	(30)	-	-	-	-	-	-	-	-
1	(31)	-	-	-	-	-	27	18	45
1-1/32	(32)	110	109	187	406	110	308	563	981
1-1/16	(33)	6,979	10,057	7,454	24,490	6,948	15,873	11,203	34,024
1-3/32	(34)	12,527	26,169	28,462	67,158	30,857	109,781	71,254	211,892
1-1/8	(35)	4,243	2,215	1,966	8,424	6,636	23,619	10,111	40,366
1-5/32	(36)	210	84	74	368	301	720	673	1,694
1-3/16	(37)	-	-	-	-	10	132	80	222
1-7/32	(38)	-	-	-	-	-	-	-	-
1-1/4	(39)	-	-	-	-	-	-	-	-
& longer	(40)	-	-	-	-	-	9	-	9
All staples		24,069	38,634	38,143	100,846 ^{1/}	44,862	150,469	93,902	289,233 ^{1/}
Average staple (32nd inches)		33.9	33.8	33.9	33.8	34.0	34.1	34.0	34.0

^{1/} As reported by the Bureau of the Census, running bales.



GEORGIA
DISTRICTS FOR COTTON
QUALITY REPORTS

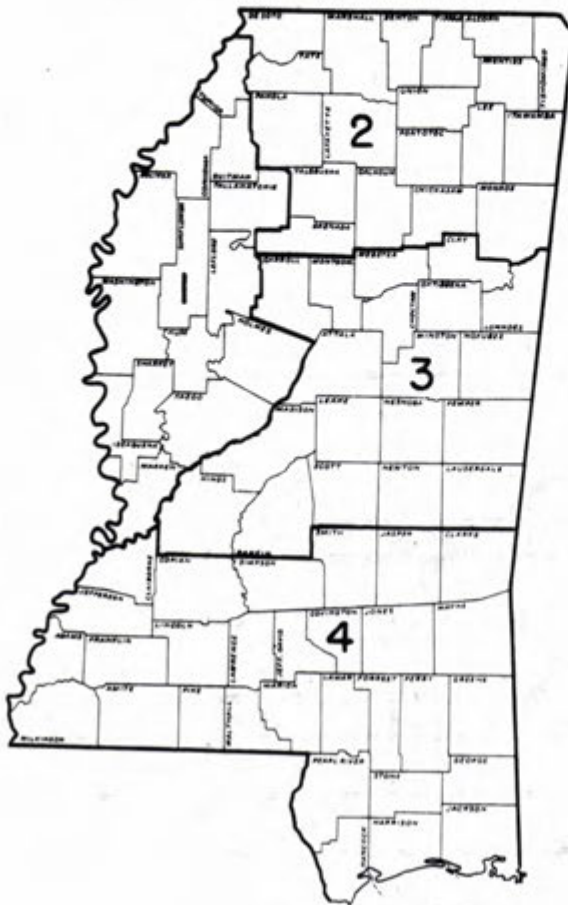


ALABAMA
DISTRICTS FOR COTTON
QUALITY REPORTS

Table 11. -- Grade and staple of upland cotton ginned, by states and districts, 1966-67 (Continued)

GEORGIA					ALABAMA				
Grade and staple	Code	Ginned in District			Ginned in the state	Ginned in District			Ginned in the state
		1	2	3		1	2	3	
Grade		Bales	Bales	Bales	Bales	Bales	Bales	Bales	Bales
White:									
G.M.	(11)	-	-	10	10	12	-	-	12
S.M.	(21)	1,019	3,186	2,932	7,137	2,144	2,447	1,566	6,157
M.+	(30)	20	110	119	249	145	55	-	200
M.	(31)	6,872	16,130	10,734	33,736	24,337	33,051	20,062	77,450
S.L.M.+	(40)	155	761	608	1,524	2,012	684	419	3,115
S.L.M.	(41)	10,673	35,375	29,746	75,794	66,002	46,832	24,591	137,425
L.M.+	(50)	694	1,838	3,100	5,632	4,787	1,860	733	7,380
L.M.	(51)	7,304	33,166	21,936	62,406	17,528	17,749	7,618	42,895
S.G.O.+	(60)	41	233	287	561	238	106	92	436
S.G.O.	(61)	1,166	3,937	3,384	8,487	2,608	3,042	1,159	6,809
G.O.+	(70)	-	-	-	-	20	9	-	29
G.O.	(71)	130	464	443	1,037	446	490	110	1,046
Total		28,074	95,200	73,299	196,573	120,279	106,325	56,350	282,954
Light Spotted:									
G.M.	(12)	-	-	-	-	-	-	-	-
S.M.	(22)	1,094	577	566	2,237	1,884	951	719	3,554
M.	(32)	9,452	8,017	5,112	22,581	31,262	14,123	9,502	54,887
S.L.M.	(42)	14,330	21,760	14,732	50,822	43,424	19,718	11,204	74,346
L.M.	(52)	6,267	14,097	6,653	27,017	11,487	6,362	2,902	20,751
Total		31,143	44,451	27,063	102,657	88,057	41,154	24,327	153,538
Spotted:									
G.M.	(13)	-	-	-	-	-	-	-	-
S.M.	(23)	104	95	20	219	227	60	50	337
M.	(33)	1,329	249	108	1,686	4,102	775	411	5,288
S.L.M.	(43)	3,509	1,596	476	5,581	6,545	2,230	1,167	9,942
L.M.	(53)	2,386	2,300	649	5,335	3,881	1,725	616	6,222
Total		7,328	4,240	1,253	12,821	14,755	4,790	2,244	21,789
Tinged:									
All grades		623	77	-	700	1,017	185	51	1,253
Stained:									
All grades		-	-	-	-	44	10	-	54
Light Gray:									
All grades		113	265	483	861	295	649	294	1,238
Gray:									
All grades		11	52	40	103	105	163	64	332
Below Grade									
All grades		953	1,636	582	3,171	1,338	536	160	2,034
All grades									
Grade index		89.7	89.5	90.4	89.8	91.6	92.5	93.4	92.2
Staple (inches)									
13/16 & shorter									
7/8	(26)	-	-	-	-	-	-	-	-
29/32	(28)	-	-	-	-	9	-	-	9
15/16	(29)	102	33	10	145	10	9	-	19
31/32	(30)	321	259	171	751	509	46	100	655
1	(31)	2,024	1,910	260	4,194	924	842	1,496	3,262
1-1/32	(32)	9,267	18,111	3,175	30,553	15,008	11,662	12,451	39,121
1-1/16	(33)	34,984	96,041	55,254	186,279	123,822	98,227	53,153	275,202
1-3/32	(34)	20,858	29,394	43,112	93,364	83,184	42,166	16,188	141,538
1-1/8	(35)	614	162	718	1,494	2,295	810	102	3,207
1-5/32	(36)	75	11	20	106	129	50	-	179
1-3/16	(37)	-	-	-	-	-	-	-	-
1-7/32	(38)	-	-	-	-	-	-	-	-
1-1/4	(39)	-	-	-	-	-	-	-	-
& longer									
All staples		68,245	145,921	102,720	316,886 ^{1/}	225,890	153,812	83,490	463,192 ^{1/}
Average staple (32nd inches)		33.1	33.0	33.4	33.2	33.3	33.2	33.0	33.2

^{1/} As reported by the Bureau of the Census, running bales.



MISSISSIPPI
DISTRICTS FOR COTTON
QUALITY REPORTS

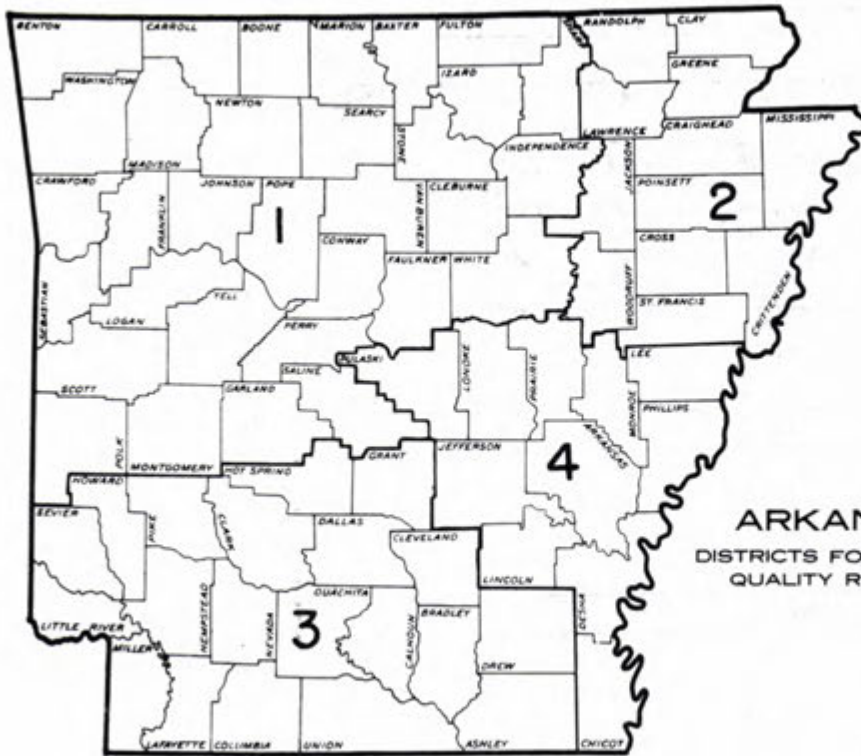


TENNESSEE
DISTRICTS FOR COTTON
QUALITY REPORTS

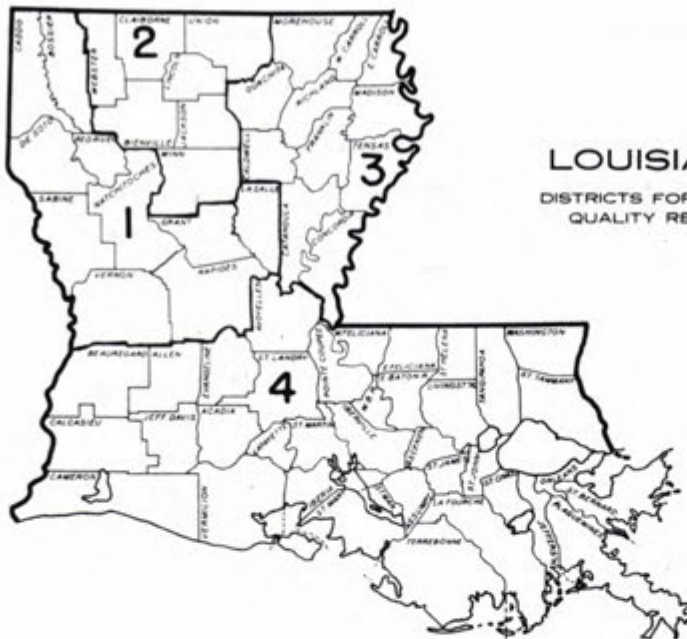
Table 11. -- Grade and staple of upland cotton ginned, by states and districts, 1966-67 (Continued)

		MISSISSIPPI				TENNESSEE			
Grade and staple	Code	Ginned in District				Ginned in the state	Ginned in District		Ginned in the state
		1	2	3	4		1	2	
Grade		Bales	Bales	Bales	Bales	Bales	Bales	Bales	Bales
White:									
G.M.	(11)	37	11	-	-	48	-	-	-
S.M.	(21)	22,455	10,726	11,299	5,026	49,506	10,070	471	10,541
M.+	(30)	1,344	287	172	70	1,873	293	11	304
M.	(31)	174,463	68,344	41,716	18,924	303,447	76,026	6,153	82,179
S.L.M.+	(40)	12,706	2,467	842	154	16,169	3,861	632	4,493
S.L.M.	(41)	457,519	105,458	43,515	10,678	617,170	121,695	12,432	134,127
L.M.+	(50)	32,898	5,372	2,051	286	40,607	8,124	411	8,535
L.M.	(51)	84,569	18,723	10,186	4,127	117,605	21,111	1,144	22,255
S.G.O.+	(60)	1,975	187	81	10	2,253	237	3	240
S.G.O.	(61)	6,937	1,740	1,452	787	10,916	2,369	42	2,411
G.O.+	(70)	66	-	-	-	66	34	-	34
G.O.	(71)	1,073	270	194	133	1,670	221	5	226
Total		796,042	213,585	111,508	40,195	1,161,330	244,041	21,304	265,345
Light Spotted:									
G.M.	(12)	9	-	-	-	9	-	-	-
S.M.	(22)	835	1,436	1,094	574	3,939	1,546	67	1,613
M.	(32)	21,716	17,531	9,541	3,500	52,288	22,932	1,351	24,283
S.L.M.	(42)	51,185	17,235	8,542	3,055	80,017	30,988	1,830	32,818
L.M.	(52)	12,627	4,946	2,807	1,334	21,714	9,271	246	9,517
Total		86,372	41,148	21,984	8,463	157,967	64,737	3,494	68,231
Spotted:									
G.M.	(13)	-	-	-	-	-	-	-	-
S.M.	(23)	50	47	37	30	164	197	-	197
M.	(33)	4,642	1,765	582	19	7,008	4,602	395	4,997
S.L.M.	(43)	8,751	3,004	749	169	12,673	12,012	566	12,578
L.M.	(53)	2,834	1,622	625	172	5,253	5,988	119	6,107
Total		16,277	6,438	1,993	390	25,098	22,799	1,080	23,879
Tinged:									
All grades		1,548	480	88	16	2,132	3,831	110	3,941
Stained:									
All grades		8	4	-	-	12	15	3	18
Light Gray:									
All grades		1,269	493	768	297	2,827	382	-	382
Gray:									
All grades		56	15	27	-	98	73	-	73
Below Grade									
All grades		2,174	406	536	162	3,278	1,477	26	1,503
All grades		903,746	262,569	136,904	49,523	1,352,742 <u>1/</u>	337,355	26,017	363,372 <u>1/</u>
Grade index		93.6	94.4	95.1	95.6	94.0	93.1	94.4	93.2
Staple (inches)									
13/16 & shorter									
7/8	(26)	-	-	-	-	-	-	-	-
29/32	(28)	-	-	-	-	-	-	3	3
15/16	(29)	-	-	-	-	-	-	-	-
31/32	(30)	60	8	-	-	68	31	32	63
1	(31)	188	39	17	10	254	251	58	309
1-1/32	(32)	2,242	1,484	575	223	4,524	5,030	1,045	6,075
1-1/16	(33)	50,379	31,703	18,792	9,748	110,622	45,265	4,991	50,256
1-3/32	(34)	529,110	189,466	102,326	36,767	857,669	231,006	18,334	249,340
1-1/8	(35)	298,762	37,875	14,585	2,765	353,987	53,300	1,554	54,854
1-5/32	(36)	21,382	1,874	609	10	23,875	2,023	-	2,023
1-3/16	(37)	1,461	120	-	-	1,581	378	-	378
1-7/32	(38)	85	-	-	-	85	71	-	71
1-1/4	(39)	49	-	-	-	49	-	-	-
& longer	(40)	28	-	-	-	28	-	-	-
All staples		903,746	262,569	136,904	49,523	1,352,742 <u>1/</u>	337,355	26,017	363,372 <u>1/</u>
Average staple (32nd inches)		34.3	34.0	34.0	33.8	34.2	34.0	33.8	34.0

1/ As reported by the Bureau of the Census, running bales.



ARKANSAS
DISTRICTS FOR COTTON
QUALITY REPORTS



LOUISIANA
DISTRICTS FOR COTTON
QUALITY REPORTS

Table 11. -- Grade and staple of upland cotton ginned, by states and districts, 1966-67 (Continued)

ARKANSAS						LOUISIANA					
Grade and staple	Code	Ginned in District				Ginned in the state	Ginned in District				Ginned in the state
		1	2	3	4		1	2	3	4	
Grade		Bales	Bales	Bales	Bales	Bales	Bales	Bales	Bales	Bales	
White:											
G.M.	(11)	-	-	-	-	-	-	11	22	33	
S.M.	(21)	457	3,714	586	2,824	7,581	1,679	-	5,743	2,693	
M.+	(30)	-	80	9	76	165	9	-	24	11	
M.	(31)	3,254	40,448	10,340	40,230	94,272	16,783	-	69,993	20,989	
S.L.M.+	(40)	321	3,168	373	2,188	6,050	67	-	715	119	
S.L.M.	(41)	4,349	131,665	27,773	139,198	302,985	36,383	-	136,002	24,322	
L.M.+	(50)	195	16,969	1,013	14,662	32,839	1,004	-	6,682	325	
L.M.	(51)	310	44,040	3,611	32,923	80,884	6,863	-	17,634	4,558	
S.G.O.+	(60)	-	1,108	36	819	1,963	137	-	95	9	
S.G.O.	(61)	51	4,651	314	2,877	7,893	876	-	1,344	625	
G.O.+	(70)	-	38	-	60	98	-	-	-	-	
G.O.	(71)	-	391	94	628	1,113	141	-	127	150	
Total		8,937	246,272	44,149	236,485	535,843	63,942	-	238,370	53,823	
Light Spotted:											
G.M.	(12)	-	-	-	-	-	10	-	-	10	
S.M.	(22)	64	525	142	228	959	307	-	336	289	
M.	(32)	1,267	13,884	2,936	10,011	28,098	10,534	-	20,073	6,168	
S.L.M.	(42)	1,796	51,249	5,426	40,290	98,761	10,350	-	17,340	6,036	
L.M.	(52)	441	22,421	1,546	11,095	35,503	2,745	-	2,032	1,842	
Total		3,568	88,079	10,050	61,624	163,321	23,946	-	39,781	14,335	
Spotted:											
G.M.	(13)	-	-	-	-	-	-	-	-	-	
S.M.	(23)	-	82	12	146	240	81	-	129	20	
M.	(33)	496	3,282	444	2,844	7,066	863	-	2,025	175	
S.L.M.	(43)	842	12,808	1,582	11,752	26,984	1,074	-	2,570	295	
L.M.	(53)	356	10,181	633	5,858	17,028	967	-	685	513	
Total		1,694	26,353	2,671	20,600	51,318	2,985	-	5,409	1,003	
Tinged:											
All grades		276	2,917	449	3,289	6,931	1,199	-	494	142	
Stained:											
All grades		-	26	-	6	32	10	-	13	-	
Light Gray:											
All grades		17	348	120	393	878	229	-	1,091	1,253	
Gray:											
All grades		-	7	13	30	50	109	-	70	159	
Below Grade											
All grades		96	3,334	86	2,007	5,523	158	-	103	142	
All grades		14,588	367,336	57,538	324,434	763,896 <u>1/</u>	92,578	-	285,331	70,857	
Grade index		93.0	90.4	93.0	91.3	91.0	93.1	-	94.5	94.6	
Staple (inches)											
13/16 & shorter											
7/8	(26)	-	-	-	-	-	-	-	-	-	
29/32	(28)	-	-	-	-	-	-	7	-	7	
15/16	(29)	-	7	-	-	7	-	-	-	-	
31/32	(30)	-	67	39	99	205	-	-	12	12	
1	(31)	16	143	36	91	286	-	-	60	60	
1-1/32	(32)	339	3,997	654	2,430	7,420	183	-	2,212	200	
1-1/16	(33)	1,786	27,065	3,715	17,825	50,391	14,817	-	74,651	13,031	
1-1/8	(34)	7,893	150,439	29,457	118,290	306,079	73,678	-	178,523	56,052	
1-3/32	(35)	4,433	151,746	23,033	163,557	342,769	3,836	-	28,084	1,563	
1-1/4	(36)	112	32,880	565	20,290	53,847	64	-	1,644	11	
1-5/32	(37)	9	956	21	1,623	2,609	-	-	126	-	
1-3/16	(38)	-	27	-	98	125	-	-	12	-	
1-7/32	(39)	-	-	-	33	33	-	-	-	-	
1-1/4	(40)	-	9	18	98	125	-	-	-	-	
& longer											
All staples		14,588	367,336	57,538	324,434	763,896 <u>1/</u>	92,578	-	285,331	70,857	
Average staple (32nd inches)		34.1	34.5	34.3	34.6	34.5	33.9	-	33.8	33.8	

1/ As reported by the Bureau of the Census, running bales.

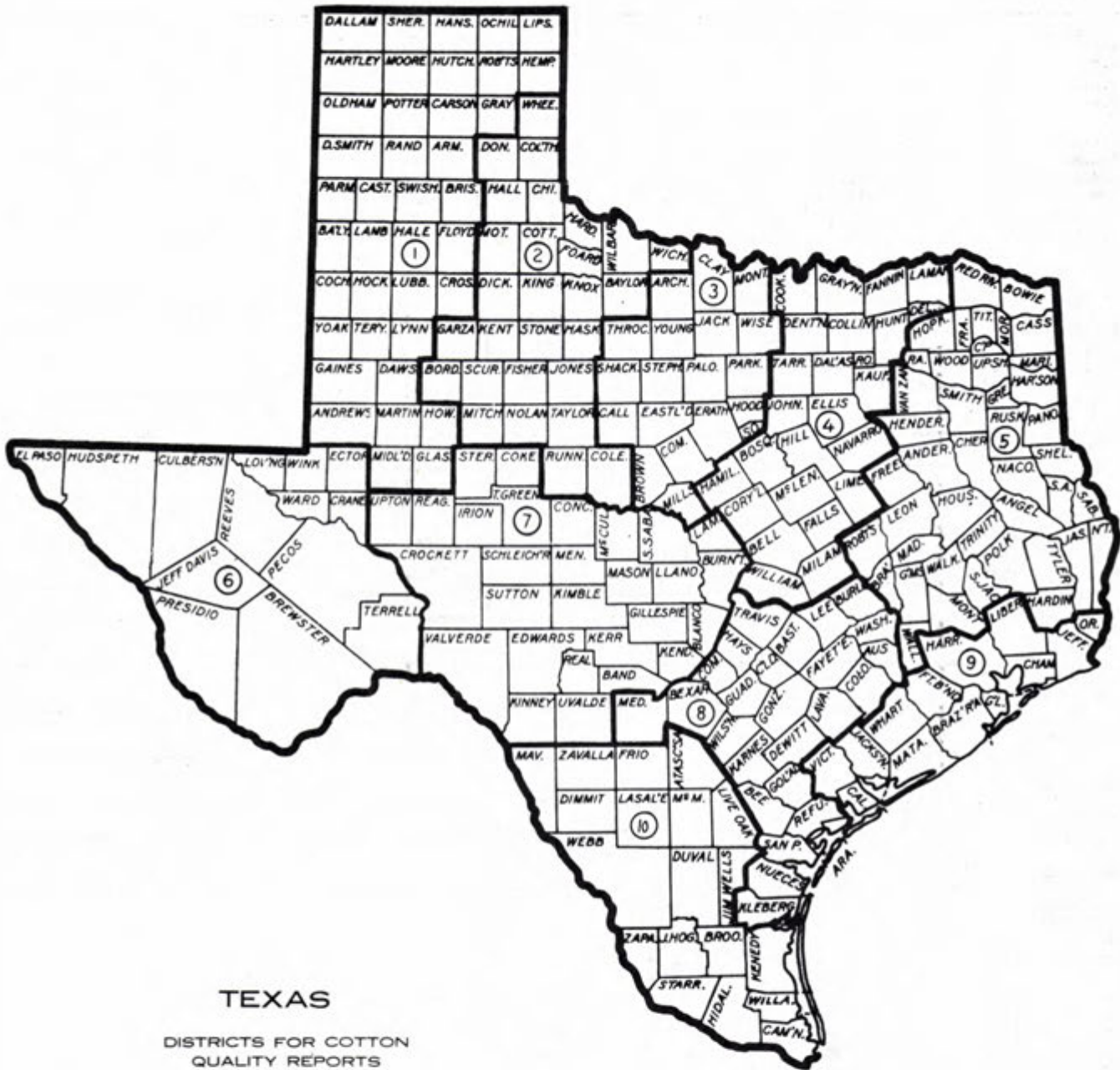


Table 11. -- Grade and staple of upland cotton ginned, by states and districts, 1966-67 (Continued)

		TEXAS										Ginned in the state Bales
Grade and staple	Code	Ginned in District										
		1	2	3	4	5	6	7	8	9	10	
Grade		Bales	Bales	Bales	Bales	Bales	Bales	Bales	Bales	Bales	Bales	Bales
White:												
G.M.	(11)	-	-	-	-	-	10	-	-	-	-	73
S.M.	(21)	764	59	-	10	280	1,379	12	738	662	3,700	7,600
M.+	(30)	345	11	-	-	-	281	-	21	33	63	754
M.	(31)	38,726	5,052	70	952	3,172	32,731	81	19,313	7,932	28,645	136,674
S.L.M.+	(40)	592	209	-	73	458	7,403	-	1,171	392	2,884	13,182
S.L.M.	(41)	71,277	10,033	260	25,818	16,549	28,957	185	46,662	10,725	109,608	328,074
L.M.+	(50)	1,296	343	11	841	837	1,049	46	1,743	587	4,509	11,262
L.M.	(51)	6,494	1,288	133	22,867	7,400	1,512	85	9,149	5,074	26,970	80,972
S.G.O.+	(60)	90	22	-	349	149	128	-	199	12	52	1,001
S.G.O.	(61)	685	109	9	6,196	1,390	679	-	2,786	450	2,595	14,899
G.O.+	(70)	-	-	-	54	-	10	-	101	12	376	553
G.O.	(71)	61	20	-	959	307	313	-	725	132	1,247	3,764
Total		120,330	17,142	483	58,119	30,542	74,452	409	82,608	34,011	180,722	598,818
Light Spotted:												
G.M.	(12)	-	-	-	-	-	-	-	-	-	-	-
S.M.	(22)	2,298	907	44	117	152	4,007	70	2,151	160	1,966	11,872
M.	(32)	410,952	135,449	1,566	26,383	4,718	14,970	4,242	47,365	10,767	21,316	677,728
S.L.M.	(42)	289,654	161,106	3,695	261,792	23,298	6,182	7,822	55,347	21,879	48,842	879,617
L.M.	(52)	28,976	18,769	1,331	105,857	10,598	4,326	1,528	27,305	8,123	13,933	220,746
Total		731,880	316,231	6,636	394,149	38,766	29,485	13,662	132,168	40,929	86,057	1,789,963
Spotted:												
G.M.	(13)	-	-	-	-	-	-	-	-	-	-	10
S.M.	(23)	1,217	312	32	8	61	193	-	98	-	238	2,159
M.	(33)	229,539	65,503	899	957	510	841	3,146	1,022	181	1,329	303,927
S.L.M.	(43)	152,375	67,710	1,193	6,883	1,261	783	2,761	2,321	1,443	2,740	239,470
L.M.	(53)	23,845	12,741	473	6,157	1,083	2,078	778	2,691	1,338	2,980	54,164
Total		406,976	146,266	2,597	14,005	2,915	3,895	6,685	6,132	2,962	7,297	599,730
Tinged:												
G.M.	(14)	-	-	-	-	-	-	-	-	-	-	-
S.M.	(24)	149	50	-	-	9	31	-	-	-	-	239
M.	(34)	38,740	11,778	219	8	35	101	105	-	-	-	50,986
S.L.M.	(44)	23,771	13,284	364	8	110	67	175	11	-	-	37,990
L.M.	(54)	4,128	4,317	313	22	69	597	37	21	-	10	9,514
Total		66,788	29,429	1,096	38	223	796	317	32	-	10	98,729
Stained:												
All grades		1,395	2,068	53	-	-	10	48	-	-	-	3,574
Light Gray:												
All grades		1,109	33	-	103	72	20	-	2,370	553	2,824	7,084
Gray:												
All grades		515	11	-	39	8	-	-	408	211	764	1,956
Below Grade		3,965	4,181	142	6,743	1,505	3,084	82	3,447	533	1,950	25,632
All grades		1,332,958	515,361	11,007	473,196	74,031	111,742	21,203	227,165	79,199	279,624	3,125,486 1/2
Grade index		91.0	89.4	86.4	86.6	88.3	94.1	89.0	90.7	90.8	91.6	90.1
Staple (inches)												
13/16 & shorter												
7/8	(26)	4,543	1,317	21	524	18	90	226	53	-	10	6,804
29/32	(28)	31,800	12,646	332	34,976	405	100	2,783	5,193	36	94	88,365
15/16	(29)	206,738	123,195	3,678	239,736	4,524	342	11,715	25,201	421	755	616,305
31/32	(30)	662,918	335,065	5,714	182,968	10,606	1,456	5,841	37,776	1,208	6,629	1,250,181
1	(31)	262,262	31,434	616	8,571	3,039	2,677	356	43,148	2,959	12,038	367,100
1-1/32	(32)	95,996	6,248	107	1,892	4,853	5,432	88	48,161	10,012	29,611	202,400
1-1/16	(33)	28,383	2,165	96	2,273	18,547	3,563	50	38,158	29,846	108,400	231,481
1-1/8	(34)	9,575	1,761	286	2,153	30,432	7,875	112	26,328	32,642	116,276	227,440
1-3/32	(35)	2,561	1,009	146	84	1,566	6,659	24	2,692	1,797	4,413	20,951
1-1/4	(36)	4,965	310	11	19	41	15,905	-	413	229	226	22,119
1-5/32	(37)	7,460	119	-	-	-	56,670	6	42	-	51	64,348
1-3/16	(38)	6,292	66	-	-	-	5,839	-	-	-	83	12,280
1-7/32	(39)	923	-	-	-	-	125	-	-	-	326	1,374
1-1/2	(40)	8,542	26	-	-	-	5,009	-	-	49	712	14,338
& longer												
All staples		1,332,958	515,361	11,007	473,196	74,031	111,742	21,203	227,165	79,199	279,624	3,125,486 1/2
Average staple (32nd inches)		30.4	29.8	29.9	29.4	32.6	36.1	29.2	31.5	33.2	33.2	30.8

1/2 As reported by the Bureau of the Census, running bales.

OKLAHOMA
DISTRICTS FOR COTTON
QUALITY REPORTS



NEW MEXICO
DISTRICTS FOR COTTON
QUALITY REPORTS

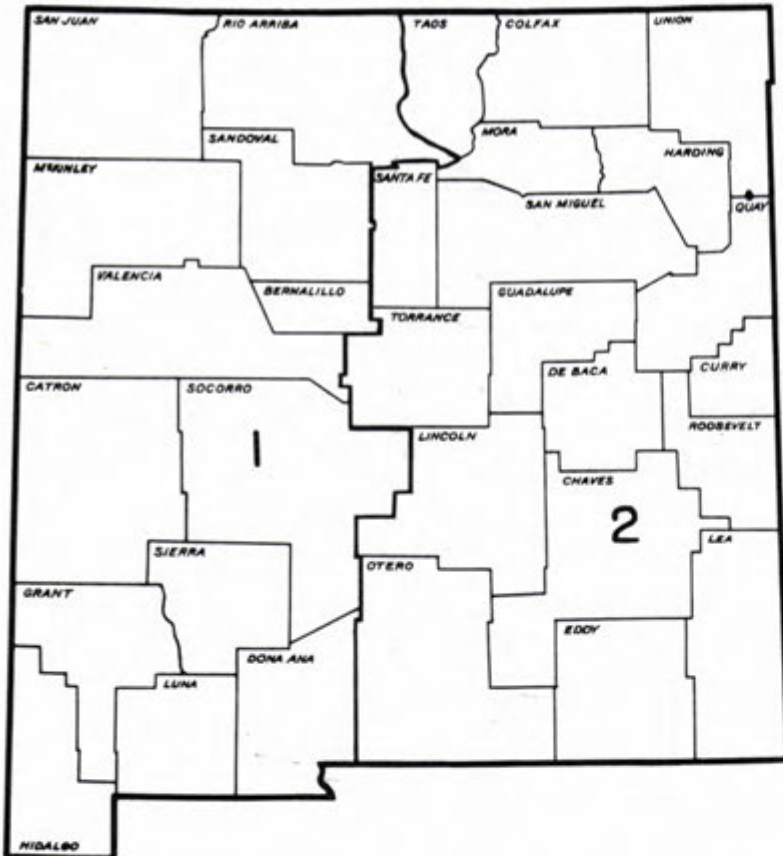


Table 11. -- Grade and staple of upland cotton ginned, by states and districts, 1966-67 (Continued)

		OKLAHOMA				NEW MEXICO		
Grade and staple	Code	Ginned in District			Ginned in the state	Ginned in District		Ginned in the state
		1	2	3		1	2	
Grade		Bales	Bales	Bales	Bales	Bales	Bales	Bales
White:								
G.M.	(11)	-	-	-	-	-	102	102
S.M.	(21)	63	57	-	120	2,710	6,631	9,341
M.+	(30)	-	-	13	13	10	32	42
M.	(31)	7,487	1,064	200	8,751	33,042	38,938	71,980
S.L.M.+	(40)	206	23	9	238	4,785	1,811	6,596
S.L.M.	(41)	10,398	3,214	1,985	15,597	10,916	11,071	21,987
L.M.+	(50)	259	153	209	621	334	264	596
L.M.	(51)	889	710	1,100	2,699	295	524	819
S.G.O.+	(60)	32	23	-	55	-	9	9
S.G.O.	(61)	159	222	171	552	247	128	375
G.O.+	(70)	-	-	-	-	-	-	-
G.O.	(71)	97	61	42	200	240	18	258
Total		19,590	5,527	3,729	28,846	52,579	59,528	112,107
Light Spotted:								
G.M.	(12)	-	-	-	-	-	-	-
S.M.	(22)	532	34	13	579	1,338	2,713	4,051
M.	(32)	43,452	3,197	3,616	50,265	8,501	11,010	19,511
S.L.M.	(42)	49,166	5,732	10,103	65,001	2,140	4,155	6,295
L.M.	(52)	5,220	1,646	3,739	10,605	901	1,604	2,505
Total		98,370	10,609	17,471	126,450	12,880	19,482	32,362
Spotted:								
G.M.	(13)	-	-	-	-	8	-	8
S.M.	(23)	186	-	-	186	147	704	851
M.	(33)	16,004	960	650	17,614	423	3,654	4,077
S.L.M.	(43)	16,424	1,534	2,160	20,118	65	2,989	3,054
L.M.	(53)	2,935	676	1,200	4,811	111	814	925
Total		35,549	3,170	4,010	42,729	754	8,161	8,915
Tinged:								
G.M.	(14)	-	-	-	-	-	-	-
S.M.	(24)	22	-	-	22	-	74	74
M.	(34)	3,997	84	61	4,142	17	1,360	1,377
S.L.M.	(44)	4,196	178	155	4,529	17	901	918
L.M.	(54)	1,472	49	83	1,604	17	100	117
Total		9,687	311	299	10,297	51	2,435	2,486
Stained:								
All grades		142	-	-	142	-	136	136
Light Gray:								
All grades		10	-	-	10	28	61	89
Gray:								
All grades		10	-	-	10	-	-	-
Below Grade								
All grades		1,894	291	283	2,468	758	786	1,544
All grades		165,252	19,908	25,792	210,952 1/	67,050	90,589	157,639 1/
Grade index		90.1	89.3	87.5	89.7	97.1	96.2	96.6
Staple (inches)								
13/16 & shorter								
7/8	(26)	323	-	61	384	-	258	258
29/32	(28)	2,006	47	163	2,216	-	1,038	1,038
15/16	(29)	15,334	1,691	3,525	20,550	8	3,445	3,453
31/32	(30)	81,731	6,821	13,594	102,146	108	5,713	5,821
1	(31)	33,347	3,464	3,465	40,276	24	3,059	3,083
1-1/32	(32)	13,749	1,598	755	16,102	150	1,029	1,179
1-1/16	(33)	6,244	1,766	1,029	9,039	326	1,580	1,906
1-3/32	(34)	7,728	2,150	1,862	11,740	1,236	1,623	2,859
1-1/8	(35)	3,516	2,360	1,262	7,138	1,281	3,730	5,011
1-5/32	(36)	1,157	11	67	1,235	13,782	7,113	20,895
1-3/16	(37)	85	-	9	94	45,310	46,846	92,156
1-7/32	(38)	21	-	-	21	4,390	14,417	18,807
1-1/4	(39)	11	-	-	11	-	543	543
& longer	(40)	-	-	-	-	435	195	630
All staples		165,252	19,908	25,792	210,952 1/	67,050	90,589	157,639 1/
Average staple (32nd inches)		30.7	31.5	30.7	30.8	36.7	35.8	36.2

1/ As reported by the Bureau of the Census, running bales.

ARIZONA
DISTRICTS FOR COTTON
QUALITY REPORTS



CALIFORNIA
DISTRICTS FOR COTTON
QUALITY REPORTS



Table 11. -- Grade and staple of upland cotton ginned, by states and districts, 1966-67 (Continued)

		ARIZONA					CALIFORNIA		
Grade and staple	Code	Ginned in District				Ginned in the state	Ginned in District		Ginned in the state
		1	2	3	4		1	2	
Grade		Bales	Bales	Bales	Bales	Bales	Bales	Bales	Bales
White:									
G.M.	(11)	30	19	10	11	70	-	-	-
S.M.	(21)	394	543	433	496	1,866	8,113	204	8,317
M.+	(30)	10	-	12	45	67	95	69	164
M.	(31)	9,665	29,370	35,794	10,749	85,578	454,604	19,330	473,934
S.L.M.+	(40)	284	1,029	1,513	3,126	5,952	40,304	1,164	41,468
S.L.M.	(41)	28,437	58,357	84,917	8,088	179,799	400,992	57,225	458,217
L.M.+	(50)	600	750	2,416	804	4,570	36,977	1,743	38,720
L.M.	(51)	6,535	5,130	11,352	415	23,432	58,340	16,615	74,955
S.G.O.+	(60)	30	29	159	37	255	3,596	11	3,607
S.G.O.	(61)	2,046	1,774	3,564	342	7,726	15,702	3,907	19,609
G.O.+	(70)	-	-	-	-	-	232	-	232
G.O.	(71)	461	456	555	127	1,599	5,544	1,191	6,735
Total		48,492	97,457	140,725	24,240	310,914	1,024,499	101,459	1,125,958
Light Spotted:									
G.M.	(12)	-	-	-	-	-	-	-	-
S.M.	(22)	209	205	69	543	1,026	166	162	328
M.	(32)	3,798	20,789	18,296	3,005	45,888	14,126	5,100	19,226
S.L.M.	(42)	5,729	24,506	25,985	872	57,092	36,764	6,837	43,601
L.M.	(52)	3,596	16,991	15,081	560	36,228	15,124	4,974	20,098
Total		13,332	62,491	59,431	4,980	140,234	66,180	17,073	83,253
Spotted:									
All grades		601	3,236	1,507	63	5,407	6,108	350	6,458
Tinged:									
All grades		10	24	-	-	34	50	-	50
Light Gray:									
All grades		1,230	1,671	3,831	18	6,750	7,964	9,868	17,832
Gray:									
All grades		20	34	30	-	84	2,060	414	2,474
Below Grade									
		825	5,540	5,782	258	12,405	5,315	657	5,972
All grades		64,510	170,453	211,306	29,559	475,828 1/	1,112,176	129,821	1,241,997 1/
Grade index		91.7	91.4	91.8	95.9	91.9	95.0	91.8	94.7
Staple (inches)									
13/16									
& shorter	(26)	-	141	72	-	213	-	44	44
7/8	(28)	97	835	591	-	1,523	-	198	198
29/32	(29)	81	256	196	-	533	-	357	357
15/16	(30)	1,020	6,611	6,329	-	13,960	-	2,521	2,521
31/32	(31)	1,864	6,087	6,031	18	14,000	10	3,931	3,941
1	(32)	4,413	13,316	12,384	27	30,140	186	13,725	13,911
1-1/32	(33)	33,172	44,155	53,605	73	131,005	10,339	52,385	62,724
1-1/16	(34)	23,799	92,674	124,157	597	241,227	461,141	50,892	512,033
1-3/32	(35)	53	2,114	4,121	1,233	7,521	634,924	1,867	636,791
1-1/8	(36)	-	155	1,958	10,101	12,214	5,504	322	5,826
1-5/32	(37)	-	59	1,022	15,826	16,907	72	898	970
1-3/16	(38)	11	263	574	1,333	2,181	-	1,356	1,356
1-7/32	(39)	-	106	125	-	231	-	1,061	1,061
1-1/4	(40)	-	3,681	141	351	4,173	-	264	264
& longer									
All staples		64,510	170,453	211,306	29,559	475,828 1/	1,112,176	129,821	1,241,997 1/
Average staple (32nd inches)									
		33.2	33.4	33.5	36.6	33.6	34.6	33.3	34.4

1/ As reported by the Bureau of the Census, running bales.

Table 12. -- Percentage distribution of micronaire readings of upland cotton ginned in the United States, by individual readings and by states, 1966-67

State	Readings																			Total	Average micz															
	2.4 and below	2.5	2.6	2.7	2.8	2.9	3.0	3.1	3.2	3.3	3.4	3.5	3.6	3.7	3.8	3.9	4.0	4.1	4.2			4.3	4.4	4.5	4.6	4.7	4.8	4.9	5.0	5.1	5.2	5.3	5.4	5.5 and above		
Pct.	Pct.	Pct.	Pct.	Pct.	Pct.	Pct.	Pct.	Pct.	Pct.	Pct.	Pct.	Pct.	Pct.	Pct.	Pct.	Pct.	Pct.	Pct.	Pct.	Pct.	Pct.	Pct.	Pct.	Pct.	Pct.	Pct.	Pct.	Pct.	Pct.	Pct.	Pct.	Pct.				
Virginia	-	-	-	-	-	-	-	-	-	-	-	0.7	-	0.2	0.2	-	41.2	-	-	21.7	-	10.5	10.3	15.2	-	-	-	-	-	-	-	-	100.0	4.3		
North Carolina	-	-	-	-	0.1	0.1	0.3	0.3	0.6	0.6	0.7	1.0	1.8	1.9	2.9	3.2	5.7	5.3	9.4	7.7	12.5	9.4	10.4	7.6	7.3	4.7	3.0	1.5	1.0	0.7	0.2	0.1	100.0	4.4		
South Carolina	-	-	-	-	0.1	0.2	0.2	0.3	0.4	0.4	0.6	0.7	1.0	1.2	1.6	1.9	2.9	3.2	4.9	5.2	8.2	7.9	10.2	8.7	9.6	7.7	7.5	5.0	4.5	2.5	1.9	1.5	100.0	4.6		
Georgia	-	-	-	-	-	-	-	-	0.1	0.1	0.2	0.2	0.2	0.3	0.6	0.7	1.2	1.3	2.3	2.6	4.6	4.8	7.7	7.4	9.9	7.7	7.8	7.9	5.4	5.6	3.7	3.4	4.4	100.0	4.7	
Florida	-	-	-	-	-	-	-	-	0.1	-	-	-	-	0.2	0.4	0.4	1.4	1.3	2.2	2.1	2.9	2.8	4.5	5.2	10.6	8.1	11.0	7.4	10.0	7.0	8.2	14.2	100.0	5.0		
Alabama	-	-	-	-	-	-	-	-	0.1	0.1	0.2	0.2	0.3	0.3	0.7	0.7	1.2	1.4	2.7	2.6	4.9	4.8	7.9	6.8	10.1	7.2	10.0	7.1	8.6	5.4	6.3	3.3	3.2	3.9	100.0	4.7
Mississippi	-	-	-	-	0.1	0.1	0.2	0.3	0.5	0.6	0.7	0.8	0.9	1.0	1.3	1.3	1.8	1.7	2.5	2.7	3.7	5.4	7.9	7.1	8.4	7.3	8.8	6.2	6.3	3.8	3.8	5.4	100.0	4.7		
Illinois	-	-	-	-	4.0	-	-	10.8	-	7.4	10.8	11.8	7.4	10.2	7.4	4.0	-	-	7.4	7.4	11.4	-	-	-	-	-	-	-	-	-	-	-	-	-	100.0	3.6
Kentucky	-	-	0.3	-	2.8	-	1.6	2.3	1.0	0.5	5.2	2.0	3.3	4.9	3.9	1.9	4.7	4.0	13.3	10.4	13.5	6.1	9.3	5.1	2.5	0.5	-	-	0.9	-	-	-	-	100.0	4.1	
Tennessee	-	0.1	0.2	0.3	0.5	0.6	0.9	1.1	1.4	1.6	2.0	2.4	2.9	3.2	4.3	4.4	5.8	6.0	7.7	6.6	8.6	6.4	8.4	5.3	6.0	3.8	3.6	1.9	1.9	0.8	0.8	0.5	100.0	4.3		
Missouri	-	0.1	0.1	0.3	0.7	0.8	2.0	1.9	3.0	2.6	3.8	3.2	4.8	3.4	5.9	4.4	7.7	5.4	8.7	6.2	9.3	5.7	7.2	3.9	4.3	1.7	1.5	0.7	0.4	0.1	0.1	0.1	100.0	4.1		
Arkansas	-	0.1	0.1	0.3	0.6	0.5	1.3	1.3	1.6	1.5	2.0	2.0	2.6	2.6	3.7	3.5	4.9	4.8	6.6	5.7	8.3	6.3	8.7	5.5	7.2	4.1	4.9	2.7	2.8	1.3	1.3	1.2	100.0	4.3		
Louisiana	-	-	0.1	0.1	0.3	0.4	0.6	0.7	0.9	0.8	1.0	0.9	1.3	1.1	1.9	1.8	3.0	3.0	4.5	4.5	6.7	6.4	9.3	7.7	9.8	7.3	8.0	5.1	5.2	2.6	2.4	2.6	100.0	4.6		
Oklahoma	3.4	1.3	1.8	2.2	2.4	2.8	3.1	3.5	2.6	2.9	3.1	3.2	3.4	3.2	4.1	3.3	4.4	3.3	4.8	3.5	4.7	3.5	5.2	3.7	5.4	3.6	4.3	2.1	2.5	1.1	0.8	0.6	100.0	4.0		
Texas	2.2	1.3	2.3	2.8	4.1	3.9	4.9	4.2	4.6	3.6	4.2	3.4	4.0	3.1	3.6	3.0	3.9	2.9	4.2	2.8	3.9	2.7	3.9	2.7	4.0	2.5	3.4	1.8	2.7	1.0	1.2	1.1	100.0	3.8		
New Mexico	1.9	1.4	2.7	2.8	4.8	4.1	6.3	4.7	7.4	5.9	7.4	6.5	8.6	6.7	8.0	5.7	5.8	3.6	2.9	1.1	0.9	0.3	0.2	0.1	-	-	-	-	-	-	-	-	-	100.0	3.4	
Arizona	0.2	0.1	0.3	0.3	0.7	0.8	1.3	1.2	1.6	1.5	2.1	1.9	3.0	2.6	3.7	3.5	4.4	3.6	5.0	4.0	6.0	5.5	7.5	6.3	8.1	6.6	7.2	4.2	3.7	1.7	1.1	0.3	100.0	4.4		
Nevada	0.1	0.2	0.9	0.3	0.5	0.7	0.7	4.0	3.7	10.0	10.7	10.7	8.8	9.5	9.0	8.4	6.6	5.9	1.4	1.6	2.6	1.0	0.7	-	-	-	-	-	-	-	-	-	-	-	100.0	3.6
California	-	0.1	0.1	0.2	0.2	0.3	0.5	0.7	0.8	0.9	1.1	1.2	1.5	1.5	1.9	2.3	4.0	5.6	9.9	22.2	17.2	13.2	11.8	6.2	4.0	1.6	0.7	0.2	0.1	-	-	-	-	-	100.0	4.3
United States	0.8	0.5	0.9	1.1	1.7	1.7	2.3	2.0	2.3	1.9	2.3	2.1	2.6	2.3	3.0	2.7	3.9	3.6	5.4	5.0	7.4	5.9	7.4	5.1	6.1	4.2	4.8	2.9	3.2	1.6	1.6	1.7	100.0	4.2		

* Less than 0.05 percent.

Table 13. -- Percentage distribution of micronaire readings for upland cotton ginned, during specified periods, by states and United States, 1966-67 (Continued)

Period	Readings															Total	Average mike																					
	2.4 and below	2.5	2.6	2.7	2.8	2.9	3.0	3.1	3.2	3.3	3.4	3.5	3.6	3.7	3.8			3.9	4.0	4.1	4.2	4.3	4.4	4.5	4.6	4.7	4.8	4.9	5.0	5.1	5.2	5.3	5.4	5.5 and above				
	Pct.	Pct.	Pct.	Pct.	Pct.	Pct.	Pct.	Pct.	Pct.	Pct.	Pct.	Pct.	Pct.	Pct.	Pct.	Pct.	Pct.	Pct.	Pct.	Pct.	Pct.	Pct.	Pct.	Pct.	Pct.	Pct.	Pct.	Pct.	Pct.	Pct.	Pct.	Pct.	Pct.	Pct.	Pct.	Pct.		
NEW MEXICO																																						
Prior to Sept. 1	-	-	-	-	-	-	-	-	-	-	-	-	-	-	-	-	-	-	-	-	-	-	-	-	-	-	-	-	-	-	-	-	-	-	-	-	-	
Sept.	-	-	-	-	-	0.4	-	-	-	1.2	1.6	4.6	7.2	3.8	13.9	10.8	14.1	17.0	12.0	6.7	4.8	1.9	-	-	-	-	-	-	-	-	-	-	-	-	-	-	-	
Oct.	-	-	-	0.1	0.2	0.5	1.4	2.1	5.3	7.8	7.9	11.7	10.1	12.8	9.6	9.9	6.3	5.0	1.8	1.4	0.3	0.1	-	-	-	-	-	-	-	-	-	-	-	-	-	-	-	-
Nov.	1.6	1.4	3.8	4.2	9.0	7.7	11.8	8.0	10.8	7.3	8.1	5.7	6.4	3.9	3.7	2.0	2.0	0.8	0.8	0.3	0.1	0.2	-	-	-	-	-	-	-	-	-	-	-	-	-	-	-	-
After Nov. 30	16.5	10.6	13.9	12.3	12.2	8.1	7.3	4.0	3.8	2.9	2.3	2.0	1.2	1.1	0.5	0.4	0.1	0.2	0.3	0.2	-	-	-	-	-	-	-	-	-	-	-	-	-	-	-	-	-	-
Total crop	1.9	1.4	2.7	2.8	4.8	4.1	6.3	4.7	7.4	5.9	7.4	6.5	8.8	6.7	8.0	5.7	5.8	3.6	2.9	1.1	0.9	0.3	0.2	0.1	-	-	-	-	-	-	-	-	-	-	-	-	-	-
ARIZONA																																						
Prior to Sept. 1	-	-	-	-	-	-	-	-	-	-	-	-	-	-	-	-	-	-	-	-	-	-	-	-	-	-	-	-	-	-	-	-	-	-	-	-	-	-
Sept.	-	-	-	-	-	-	-	-	-	-	-	-	-	-	-	-	-	-	-	-	-	-	-	-	-	-	-	-	-	-	-	-	-	-	-	-	-	-
Oct.	-	-	-	-	-	-	-	-	-	-	-	-	-	-	-	-	-	-	-	-	-	-	-	-	-	-	-	-	-	-	-	-	-	-	-	-	-	-
Nov.	0.1	0.1	0.2	0.2	0.4	0.5	0.9	1.3	1.3	1.8	1.6	2.8	2.6	3.6	3.1	4.3	3.2	5.3	3.9	6.3	5.3	7.9	5.9	8.5	6.4	8.6	4.2	4.8	1.9	1.6	0.5	100.0	100.0	100.0	100.0	100.0	100.0	100.0
After Nov. 30	0.7	0.5	1.4	1.5	2.7	3.2	5.1	4.6	5.6	5.0	6.6	5.5	7.2	5.3	6.3	5.6	6.0	4.4	4.8	3.0	3.8	2.5	3.3	1.7	1.6	0.7	0.8	0.3	0.2	0.1	-	-	-	-	-	-	-	-
Total crop	0.2	0.1	0.3	0.3	0.7	0.8	1.3	1.2	1.6	1.5	2.1	1.9	3.0	2.6	3.7	3.5	4.4	3.6	5.0	4.0	6.0	5.5	7.5	6.3	6.1	6.6	7.2	4.2	3.7	1.7	1.1	0.3	100.0	100.0	100.0	100.0	100.0	
NEVADA																																						
Prior to Sept. 1	-	-	-	-	-	-	-	-	-	-	-	-	-	-	-	-	-	-	-	-	-	-	-	-	-	-	-	-	-	-	-	-	-	-	-	-	-	-
Sept.	-	-	-	-	-	-	-	-	-	-	-	-	-	-	-	-	-	-	-	-	-	-	-	-	-	-	-	-	-	-	-	-	-	-	-	-	-	-
Oct.	-	-	-	-	-	-	-	-	-	-	-	-	-	-	-	-	-	-	-	-	-	-	-	-	-	-	-	-	-	-	-	-	-	-	-	-	-	-
Nov.	-	-	-	-	-	-	-	-	-	-	-	-	-	-	-	-	-	-	-	-	-	-	-	-	-	-	-	-	-	-	-	-	-	-	-	-	-	-
After Nov. 30	1.0	1.8	8.1	3.1	4.4	3.1	5.9	6.4	5.9	4.4	6.4	6.4	2.8	2.1	5.4	3.1	7.5	4.4	3.1	2.1	6.4	3.1	3.1	-	-	-	-	-	-	-	-	-	-	-	-	-	-	-
Total crop	0.1	0.2	0.9	0.3	0.5	0.7	4.0	3.7	10.0	10.7	10.7	8.8	9.5	9.0	8.4	8.6	5.9	1.4	1.6	2.6	1.0	0.7	-	-	-	-	-	-	-	-	-	-	-	-	-	-	-	-
CALIFORNIA																																						
Prior to Sept. 1	-	-	-	-	-	-	-	-	-	-	-	-	-	-	-	-	-	-	-	-	-	-	-	-	-	-	-	-	-	-	-	-	-	-	-	-	-	-
Sept.	-	-	-	-	-	-	-	-	-	-	-	-	-	-	-	-	-	-	-	-	-	-	-	-	-	-	-	-	-	-	-	-	-	-	-	-	-	-
Oct.	-	-	-	-	-	-	-	-	-	-	-	-	-	-	-	-	-	-	-	-	-	-	-	-	-	-	-	-	-	-	-	-	-	-	-	-	-	-
Nov.	-	-	-	-	-	-	-	-	-	-	-	-	-	-	-	-	-	-	-	-	-	-	-	-	-	-	-	-	-	-	-	-	-	-	-	-	-	-
After Nov. 30	0.3	0.6	1.1	1.8	2.5	3.4	4.7	5.0	4.8	5.1	5.5	5.4	6.1	5.6	6.1	5.5	6.3	5.7	5.1	4.3	5.2	3.7	3.0	1.7	1.0	0.4	0.1	-	-	-	-	-	-	-	-	-	-	-
Total crop	-	-	-	-	-	-	-	-	-	-	-	-	-	-	-	-	-	-	-	-	-	-	-	-	-	-	-	-	-	-	-	-	-	-	-	-	-	-
UNITED STATES																																						
Prior to Sept. 1	-	-	-	-	-	-	-	-	-	-	-	-	-	-	-	-	-	-	-	-	-	-	-	-	-	-	-	-	-	-	-	-	-	-	-	-	-	-
Sept.	-	-	-	-	-	-	-	-	-	-	-	-	-	-	-	-	-	-	-	-	-	-	-	-	-	-	-	-	-	-	-	-	-	-	-	-	-	-
Oct.	-	-	-	-	-	-	-	-	-	-	-	-	-	-	-	-	-	-	-	-	-	-	-	-	-	-	-	-	-	-	-	-	-	-	-	-	-	-
Nov.	-	-	-	-	-	-	-	-	-	-	-	-	-	-	-	-	-	-	-	-	-	-	-	-	-	-	-	-	-	-	-	-	-	-	-	-	-	-
After Nov. 30	0.8	0.8	1.6	2.0	3.2	3.2	4.3	3.8	4.2	3.4	4.1	3.5	4.2	3.4	4.3	3.5	4.5	3.9	5.2	4.4	5.6	4.5	5.3	3.5	3.9	2.4	2.5	1.3	1.3	0.6	0.5	0.3	100.0	100.0	100.0	100.0	100.0	100.0
After Nov. 30	6.1	2.5	3.6	3.9	4.7	4.5	6.0	5.1	5.4	4.6	5.3	4.5	5.0	4.1	4.3	3.7	4.0	3.2	3.5	2.6	2.9	2.4	2.3	1.6	1.4	0.9	0.8	0.4	0.4	0.2	0.1	-	-	-	-	-	-	
Total crop	0.8	0.5	0.9	1.1	1.7	1.7	2.3	2.0	2.3	1.9	2.3	2.1	2.6	2.3	3.0	2.7	3.9	3.6	5.4	5.0	7.4	5.9	7.4	5.1	6.1	4.2	4.8	2.9	3.2	1.6	1.6	1.7	1.7	1.7	1.7	1.7	1.7	

* Less than 0.05 percent.

Table 14. -- Percentage distribution of micronaire readings for upland cotton ginned, by states and districts, 1966-67 (Continued)

District	Readings															Total	Average micr.																				
	2.4 and below	2.5	2.6	2.7	2.8	2.9	3.0	3.1	3.2	3.3	3.4	3.5	3.6	3.7	3.8			3.9	4.0	4.1	4.2	4.3	4.4	4.5	4.6	4.7	4.8	4.9	5.0	5.1	5.2	5.3	5.4	5.5 and above			
	Per. Fel.	Per. Fel.	Per. Fel.	Per. Fel.	Per. Fel.	Per. Fel.	Per. Fel.	Per. Fel.	Per. Fel.	Per. Fel.	Per. Fel.	Per. Fel.	Per. Fel.	Per. Fel.	Per. Fel.	Per. Fel.	Per. Fel.	Per. Fel.	Per. Fel.	Per. Fel.	Per. Fel.	Per. Fel.	Per. Fel.	Per. Fel.	Per. Fel.	Per. Fel.	Per. Fel.	Per. Fel.	Per. Fel.	Per. Fel.	Per. Fel.	Per. Fel.	Per. Fel.	Per. Fel.	Per. Fel.		
LOUISIANA																																					
1	*	*	0.1	0.1	0.3	0.4	0.8	0.9	1.3	0.9	1.6	1.4	2.3	1.9	3.7	3.3	6.1	5.2	7.5	6.9	8.7	7.2	9.2	6.5	7.7	4.3	4.5	2.4	2.2	1.2	0.8	0.6	100.0	4.4			
2	-	-	-	-	-	-	-	-	-	-	-	-	-	-	-	-	-	-	-	-	-	-	-	-	-	-	-	-	-	-	-	-	-	-	-		
3	*	0.1	0.2	0.3	0.5	0.7	0.8	0.9	0.8	1.0	0.8	1.1	0.9	1.5	1.4	2.1	2.3	3.7	3.7	6.1	5.8	8.9	7.6	10.3	7.8	9.1	5.7	6.2	3.2	3.0	3.5	100.0	4.6				
4	-	-	0.1	0.1	0.1	0.1	0.2	0.4	0.3	0.6	0.8	0.7	0.8	1.2	1.4	2.5	2.8	3.6	4.2	6.7	7.5	10.4	9.5	10.7	9.0	8.5	6.4	5.2	2.4	2.2	1.6	100.0	4.7				
State	*	0.1	0.1	0.3	0.4	0.6	0.7	0.9	0.8	1.0	0.9	1.3	1.1	1.9	1.8	3.0	3.0	4.5	4.5	6.7	6.4	9.3	7.7	9.8	7.3	8.0	5.1	5.2	2.6	2.4	2.6	100.0	4.6				
OKLAHOMA																																					
1	4.1	1.5	2.1	2.5	2.7	3.1	3.4	3.7	2.9	3.0	3.3	3.3	3.4	3.4	3.7	3.2	4.0	3.3	3.9	3.7	4.2	3.8	4.7	3.7	5.0	3.5	4.2	2.2	2.2	1.2	0.7	0.4	100.0	3.9			
2	0.9	0.3	0.5	0.8	1.2	1.9	2.5	3.2	2.8	2.5	2.7	3.1	4.1	3.4	6.7	3.8	6.5	3.5	9.2	2.9	6.0	2.4	6.0	3.6	6.5	3.0	3.6	1.3	2.3	0.9	1.0	0.9	100.0	4.1			
3	1.1	0.8	1.1	1.2	1.1	1.4	1.6	2.3	2.1	2.0	1.9	2.7	3.0	2.1	5.1	3.3	5.1	3.2	7.0	2.4	6.7	2.6	7.9	3.7	7.8	4.6	5.6	1.8	4.9	1.0	1.3	1.6	100.0	4.2			
State	3.4	1.3	1.8	2.2	2.4	2.8	3.1	3.5	2.8	2.9	3.1	3.2	3.4	3.2	4.1	3.3	4.4	3.3	4.8	3.5	4.7	3.5	5.2	3.7	5.4	3.6	4.3	2.1	2.5	1.1	0.8	0.6	100.0	4.0			
TEXAS																																					
1	3.6	2.4	4.5	5.3	7.9	7.5	9.3	7.6	8.1	5.8	6.6	4.8	5.3	3.5	3.9	2.5	2.7	1.7	1.9	1.1	1.1	0.6	0.7	0.4	0.4	0.2	0.2	0.1	0.1	0.1	0.1	0.1	0.1	0.1	0.1	0.1	0.1
2	3.3	1.2	1.9	2.1	2.9	2.7	4.5	3.5	4.4	3.8	4.6	3.9	4.5	3.6	4.3	3.5	4.4	3.4	4.5	3.2	4.0	3.2	4.1	3.0	4.1	2.6	3.1	1.5	2.0	1.0	0.8	0.4	100.0	3.8			
3	1.0	0.5	1.3	1.8	2.0	2.4	3.4	2.2	2.3	2.7	3.4	2.6	3.4	3.2	4.4	4.0	4.9	3.9	7.7	4.0	4.2	4.4	7.5	3.7	6.2	3.3	4.3	1.3	2.7	0.4	0.2	0.7	100.0	4.1			
4	*	*	*	*	*	*	*	0.1	0.1	0.2	0.2	0.3	0.5	0.5	1.0	1.1	2.1	1.8	4.1	2.6	5.9	4.0	8.2	5.8	11.4	7.1	12.0	5.7	11.5	3.4	5.0	5.3	100.0	4.8			
5	*	0.1	0.1	0.2	0.2	0.5	0.7	0.6	0.5	0.7	1.0	1.3	1.3	2.2	2.0	3.0	2.4	5.4	3.5	6.2	4.5	8.2	6.5	10.7	7.3	10.7	5.4	6.5	2.5	2.7	3.1	100.0	4.6				
6	3.3	1.8	2.7	3.2	4.8	5.0	5.2	4.8	5.3	4.7	5.9	6.3	7.7	7.1	7.9	6.8	6.8	3.8	3.1	1.2	1.1	0.6	0.5	0.2	0.1	0.1	*	*	*	*	*	100.0	3.4				
7	0.2	0.1	0.1	0.2	0.5	0.4	1.5	0.5	1.5	1.3	2.5	2.2	2.9	2.7	4.3	3.8	6.8	4.1	7.9	4.9	7.4	6.1	8.2	5.6	8.1	4.0	5.2	1.8	3.0	0.9	1.1	0.2	100.0	4.3			
8	-	-	-	-	-	-	-	-	-	-	-	-	-	-	-	-	-	-	-	-	-	-	-	-	-	-	-	-	-	-	-	-	-	-	-		
9	-	-	-	-	-	-	-	-	-	-	-	-	-	-	-	-	-	-	-	-	-	-	-	-	-	-	-	-	-	-	-	-	-	-	-	-	
10	*	0.1	0.1	0.2	0.3	0.7	1.0	1.5	2.0	1.6	3.1	3.9	4.2	5.9	5.8	8.7	7.8	9.6	7.8	8.3	6.2	6.3	3.9	3.8	3.1	1.1	1.4	0.9	0.3	0.1	100.0	4.2					
State	2.2	1.3	2.3	2.8	4.1	3.9	4.9	4.2	4.6	3.6	4.2	3.4	4.0	3.1	3.8	3.0	3.9	2.9	4.1	2.8	3.9	2.7	3.9	2.7	4.0	2.5	3.4	1.8	2.7	1.0	1.2	1.1	100.0	3.8			
NEW MEXICO																																					
1	1.8	1.5	2.6	3.1	5.1	4.2	6.3	4.8	8.2	6.5	8.3	6.9	9.2	6.8	7.8	5.3	5.0	2.7	2.3	0.8	0.5	0.1	0.1	0.1	*	-	-	-	-	-	-	-	-	-	-	-	
2	2.1	1.4	2.8	2.5	4.6	4.0	6.3	4.6	6.9	5.5	6.9	6.2	8.1	6.6	8.0	6.0	6.5	4.3	3.3	1.4	1.1	0.4	0.3	*	0.1	0.1	*	-	-	-	-	-	-	-	-	-	
State	1.9	1.4	2.7	2.8	4.8	4.1	6.3	4.7	7.4	5.9	7.4	6.5	8.8	6.7	8.0	5.7	5.8	3.6	2.9	1.1	0.9	0.3	0.2	0.1	*	-	-	-	-	-	-	-	-	-	-	-	
ARIZONA																																					
1	0.2	0.1	0.3	0.2	0.5	0.6	1.0	1.3	1.5	1.7	2.3	2.0	2.6	2.7	2.8	3.0	3.7	3.5	5.9	6.1	8.9	8.3	10.3	7.3	8.5	4.8	5.4	2.3	1.5	0.4	0.2	0.1	100.0	4.3			
2	*	0.2	0.2	0.3	0.5	1.0	0.8	1.2	1.1	1.6	1.4	2.3	1.8	2.7	2.6	3.5	2.8	4.0	3.2	5.8	5.5	8.0	7.0	9.6	8.5	9.2	5.6	5.0	2.4	1.6	0.6	100.0	4.5				
3	*	0.1	0.2	0.3	0.6	0.7	1.2	1.2	1.5	1.4	1.9	1.7	2.7	2.7	3.9	3.7	4.7	4.0	5.4	4.2	5.9	5.3	7.3	6.2	8.2	6.6	7.3	4.3	3.8	1.7	1.0	0.3	100.0	4.4			
4	2.0	1.3	2.1	1.7	3.6	3.3	4.6	3.3	4.8	3.9	5.7	5.2	9.6	6.6	9.9	7.8	8.9	5.3	6.0	2.2	1.3	0.5	0.3	0.1	*	-	-	-	-	-	-	-	-	-	-		
State	0.2	0.1	0.3	0.3	0.7	0.8	1.3	1.2	1.6	1.5	2.1	1.9	3.0	2.6	3.7	3.5	4.4	3.6	5.0	4.0	6.0	5.5	7.5	6.3	8.1	6.6	7.2	4.2	3.7	1.7	1.1	0.3	100.0	4.4			
CALIFORNIA																																					
1	*	*	0.1	0.1	0.2	0.3	0.5	0.7	0.8	1.0	1.1	1.4	1.4	1.8	2.2	4.0	5.5	10.2	12.8	17.9	13.9	12.2	6.2	3.8	1.3	0.5	0.1	*	*	*	*	*	100.0	4.3			
2	0.3	0.3	0.7	1.1	1.5	2.0	2.4	2.6	2.1	2.0	1.9	2.1	2.2	2.3	2.8	3.2	4.4	5.7	7.3	7.2	9.3	8.0	8.5	6.0	6.0	3.5	2.8	0.9	0.7	0.1	0.1	*	100.0	4.1			
State	0.1	0.1	0.2	0.2	0.3	0.5	0.7	0.8	0.9	1.1	1.2	1.5	1.5	1.9	2.3	4.0	5.6	9.9	12.2	17.2	13.2	11.8	6.2	4.0	1.6	0.7	0.2	0.1	*	*	*	100.0	4.3				

* Less than 0.05 percent.

Table 15. -- Percentage distribution of micronaire readings of American-Egyptian cotton ginned in the United States, by individual readings and by states, 1966-67

Readings	State				
	Texas	New Mexico	Arizona	California	United States
	<u>Percent</u>	<u>Percent</u>	<u>Percent</u>	<u>Percent</u>	<u>Percent</u>
2.4 and below	-	0.1	-	-	*
2.5	*	0.2	-	-	*
2.6	0.6	1.2	*	-	0.4
2.7	1.0	1.4	*	-	0.5
2.8	2.3	3.4	0.2	1.4	1.3
2.9	2.6	4.3	0.8	-	1.9
3.0	4.8	5.2	2.3	-	3.6
3.1	5.0	7.3	2.2	-	3.8
3.2	6.8	10.2	4.0	1.4	5.7
3.3	7.2	9.7	3.9	9.6	5.8
3.4	9.8	11.2	7.3	10.8	8.7
3.5	8.7	7.5	5.8	12.5	7.1
3.6	11.9	7.0	13.0	15.3	12.0
3.7	8.2	7.8	10.0	13.5	9.1
3.8	10.8	9.5	13.5	14.0	12.2
3.9	7.5	4.6	10.3	12.8	8.6
4.0	6.3	4.1	11.8	-	8.8
4.1	2.7	2.2	7.0	4.3	4.8
4.2	2.6	1.5	4.8	2.9	3.6
4.3	0.9	0.9	1.7	1.5	1.3
4.4	0.3	0.7	0.9	-	0.7
4.5	-	-	0.3	-	0.1
4.6	-	-	0.1	-	*
4.7	-	-	0.1	-	*
4.8	-	-	-	-	-
4.9	-	-	-	-	-
5.0 and above	-	-	-	-	-
Total	100.0	100.0	100.0	100.0	100.0
Average mike	3.5	3.4	3.7	3.7	3.6

* Less than 0.05 percent.

Table 16. -- Percentage distribution of fiber strength of upland cotton ginned in the United States, by individual measurements and by states, 1966-67

State	Zero Gage Fiber Strength (WFSI)																												Average strength							
	Pct. Fct.																																			
	64 and below	65	66	67	68	69	70	71	72	73	74	75	76	77	78	79	80	81	82	83	84	85	86	87	88	89	90	91		92	93	94	95 and above			
North Carolina	-	-	-	-	-	-	-	-	0.2	0.3	0.7	1.9	3.2	3.1	6.2	7.0	9.9	10.6	11.5	10.6	10.4	6.8	5.7	4.4	3.2	1.5	1.2	0.7	0.4	0.2	0.2	*	0.1	-	100.0	80.2
South Carolina	-	-	-	-	-	*	0.1	0.1	0.3	0.4	1.1	1.4	2.5	4.0	5.8	6.3	7.5	8.6	9.9	9.2	9.9	8.6	6.2	5.1	4.7	2.4	2.2	1.4	0.8	0.6	0.3	0.4	0.2	100.0	81.8	
Georgia	-	-	-	-	-	-	-	-	0.1	0.2	0.2	0.4	0.6	1.9	2.9	5.4	8.2	11.8	12.6	12.3	10.1	9.3	7.0	5.3	3.9	3.1	1.6	1.0	0.9	0.5	0.2	0.1	0.1	0.1	100.0	81.3
Alabama	-	*	*	*	*	*	*	0.1	0.1	0.2	0.5	0.8	1.6	2.3	3.6	4.3	5.3	7.2	8.3	9.8	8.9	8.5	8.1	7.5	5.3	4.4	3.6	3.0	1.8	1.5	1.4	0.8	0.4	0.7	100.0	82.4
Mississippi	-	*	*	*	*	*	*	0.1	0.1	0.2	0.8	0.8	1.5	2.5	4.0	5.7	6.4	7.8	8.3	9.3	9.9	8.3	7.2	6.5	5.2	4.0	3.0	2.2	1.9	1.1	1.0	0.5	0.6	1.1	100.0	82.0
Tennessee	-	-	-	-	-	*	-	0.1	*	0.2	0.6	1.2	1.9	4.4	4.0	7.2	10.3	9.8	10.9	9.9	10.3	7.0	6.9	5.5	2.7	2.7	1.7	1.0	0.8	0.3	0.2	*	0.1	100.0	80.7	
Missouri	-	-	-	-	-	*	-	0.2	*	0.4	0.9	1.4	2.1	2.7	6.2	7.2	7.6	10.5	10.1	10.9	9.9	7.2	6.9	5.3	3.6	2.6	1.7	0.7	1.0	0.3	0.3	0.1	-	*	100.0	80.6
Arkansas	-	-	*	*	*	*	*	0.1	0.1	0.3	0.5	0.9	1.7	2.6	4.2	6.2	7.2	8.7	10.1	9.5	9.9	8.9	7.6	5.9	4.7	4.0	2.5	1.4	1.0	0.8	0.5	0.2	0.2	0.3	100.0	81.4
Louisiana	-	-	-	*	*	*	0.1	*	0.1	0.3	0.8	1.2	1.9	2.7	5.5	5.3	8.6	8.1	10.4	8.3	9.4	7.3	7.7	5.7	4.9	3.3	2.9	1.8	1.4	0.8	0.6	0.2	0.3	0.4	100.0	81.4
Oklahoma	3.8	2.9	3.7	4.4	4.9	8.4	7.8	5.8	5.6	7.9	6.7	5.5	5.6	5.0	4.6	4.3	2.5	2.4	1.6	1.6	1.5	0.8	0.9	0.4	0.3	0.2	0.3	0.2	0.1	0.1	0.1	0.1	0.1	100.0	73.3	
Texas	4.9	2.1	2.5	2.6	3.1	3.7	3.6	3.8	4.0	5.0	4.5	4.9	5.2	4.9	4.6	4.5	4.1	3.9	3.5	3.5	3.0	2.6	2.3	2.0	1.5	1.4	0.9	0.7	0.6	0.3	1.3	100.0	76.8			
New Mexico	0.1	*	0.1	0.1	0.1	0.1	0.1	0.1	0.1	0.4	0.3	0.7	0.5	1.0	1.0	1.5	2.7	2.7	3.4	4.8	5.2	7.0	7.8	7.4	8.3	7.6	6.8	6.7	5.9	4.2	3.7	9.6	100.0	67.5		
Arizona	-	-	-	-	-	-	-	-	-	*	0.1	*	0.2	0.3	0.6	1.2	2.2	2.9	4.8	5.4	6.8	8.0	8.8	9.2	8.7	8.7	7.0	6.0	4.5	4.1	3.1	1.9	5.5	100.0	66.6	
California	-	-	-	-	-	-	-	-	-	*	-	*	-	0.1	0.1	0.1	0.4	0.6	0.7	1.4	1.7	2.2	3.5	4.1	5.0	5.7	5.8	6.6	5.6	6.4	6.8	6.1	31.6	100.0	90.6	
United States	1.7	0.8	0.9	1.0	1.1	1.4	1.4	1.5	1.7	2.3	2.4	3.0	3.8	4.4	5.0	5.6	6.1	6.2	6.2	5.6	5.5	4.9	4.2	3.8	3.1	2.6	2.4	1.8	1.7	1.5	1.2	5.2	100.0	81.4		

* Less than 0.05 percent.