


Dr. Hutchins
Hutchins

UNITED STATES DEPARTMENT OF AGRICULTURE
Agricultural Marketing Service

COTTON QUALITY STATISTICS
UNITED STATES
1939-40

Washington, D. C.
September 1940



UNITED STATES DEPARTMENT OF AGRICULTURE
Agricultural Marketing Service

COTTON QUALITY STATISTICS

UNITED STATES

1939-40

This is a continuation of a series of reports issued previously under the title "Grade, Staple Length, and Tenderness of Cotton in the United States".

In assembling the information on which this report is based, the following agencies cooperated during the season of 1939-40:

Arizona Agricultural Experiment Station
Georgia Experiment Station of the University System
Louisiana Agricultural Experiment Station
Mississippi Agricultural Extension Service
New Mexico Agricultural Experiment Station
North Carolina Agricultural Experiment Station
and Extension Service
Oklahoma Agricultural Experiment Station
South Carolina Agricultural Experiment Station
Tennessee Agricultural Experiment Station

Credit is due cotton ginners, warehousemen, dealers, manufacturers, and owners of cotton whose cooperation has made this report possible.

Washington, D. C.
September 1940

UNITED STATES DEPARTMENT OF AGRICULTURE
Agricultural Marketing Service

COTTON QUALITY STATISTICS
UNITED STATES
1939-40

CONTENTS

Table No. Page

Introduction	1	
United States tables:		
Grade and staple length of upland cotton ginned in the United States, crop of 1939	1	2
Grade and staple length of American-Egyptian cotton ginned in the United States, crop of 1939	2	4
Grade and staple length of sea-island cotton ginned in the United States, crop of 1939	3	4
Grade and staple length of upland cotton ginned in the U. S. during specified periods, crop of 1939	4	5
Grade and staple length of American-Egyptian cotton ginned in the U. S. during specified periods, crop of 1939	5	6
Grade and staple length of sea-island cotton ginned in the U. S. during specified periods, crop of 1939	6	6
Staple length of upland cotton ginned in the United States, by States, crops of 1938-39	7	7
Average staple length of upland cotton ginned in the U. S., by States and districts, crops of 1938-39	8	9
Average staple length of upland cotton ginned in the United States, by States, crops of 1928-39	9	10
Preparation of upland cotton ginned in the U. S. during specified periods, by States, crop of 1939	10	11
Tenderability of upland cotton ginned in the United States, crops of 1930-39, and by States, crop of 1939	11	13
State tables:		
Grade and staple length of upland cotton ginned in Alabama, crop of 1939	12	14
Grade and staple length of upland cotton ginned in Arizona, crop of 1939	13	15
Grade and staple length of upland cotton ginned in Arkansas, crop of 1939	14	16
Grade and staple length of upland cotton ginned in California, crop of 1939	15	17
Grade and staple length of upland cotton ginned in Florida, crop of 1939	16	18
Grade and staple length of upland cotton ginned in Georgia, crop of 1939	17	19
Grade and staple length of upland cotton ginned in Louisiana, crop of 1939	18	20
Grade and staple length of upland cotton ginned in Mississippi, crop of 1939	19	21
Grade and staple length of upland cotton ginned in Missouri, crop of 1939	20	22
Grade and staple length of upland cotton ginned in New Mexico, crop of 1939	21	23
Grade and staple length of upland cotton ginned in North Carolina, crop of 1939	22	24
Grade and staple length of upland cotton ginned in Oklahoma, crop of 1939	23	25
Grade and staple length of upland cotton ginned in South Carolina, crop of 1939	24	26
Grade and staple length of upland cotton ginned in Tennessee, crop of 1939	25	27
Grade and staple length of upland cotton ginned in Texas, crop of 1939	26	28
Grade and staple length of upland cotton ginned in Virginia, crop of 1939	27	29
Grade and staple length of upland cotton ginned in all other States, crop of 1939	28	30
Grade and staple length of upland cotton ginned in Alabama during specified periods, crop of 1939	29	31
Grade and staple length of upland cotton ginned in Arizona during specified periods, crop of 1939	30	32
Grade and staple length of upland cotton ginned in Arkansas during specified periods, crop of 1939	31	33
Grade and staple length of upland cotton ginned in California during specified periods, crop of 1939	32	34
Grade and staple length of upland cotton ginned in Florida during specified periods, crop of 1939	33	35
Grade and staple length of upland cotton ginned in Georgia during specified periods, crop of 1939	34	36
Grade and staple length of upland cotton ginned in Louisiana during specified periods, crop of 1939	35	37
Grade and staple length of upland cotton ginned in Mississippi during specified periods, crop of 1939	36	38
Grade and staple length of upland cotton ginned in Missouri during specified periods, crop of 1939	37	39
Grade and staple length of upland cotton ginned in New Mexico during specified periods, crop of 1939	38	40
Grade and staple length of upland cotton ginned in North Carolina during specified periods, crop of 1939	39	41
Grade and staple length of upland cotton ginned in Oklahoma during specified periods, crop of 1939	40	42
Grade and staple length of upland cotton ginned in South Carolina during specified periods, crop of 1939	41	43
Grade and staple length of upland cotton ginned in Tennessee during specified periods, crop of 1939	42	44
Grade and staple length of upland cotton ginned in Texas during specified periods, crop of 1939	43	45
Grade and staple length of upland cotton ginned in Virginia during specified periods, crop of 1939	44	46
Grade and staple length of upland cotton ginned in all other States during specified periods, crop of 1939	45	47
Staple length of upland cotton ginned in Alabama, by districts, crop of 1939	46	48
Staple length of upland cotton ginned in Arkansas, by districts, crop of 1939	47	48
Staple length of upland cotton ginned in Georgia, by districts, crop of 1939	48	48
Staple length of upland cotton ginned in Louisiana, by districts, crop of 1939	49	52
Staple length of upland cotton ginned in Mississippi, by districts, crop of 1939	50	52
Staple length of upland cotton ginned in North Carolina, by districts, crop of 1939	51	52
Staple length of upland cotton ginned in Oklahoma, by districts, crop of 1939	52	56
Staple length of upland cotton ginned in South Carolina, by districts, crop of 1939	53	56
Staple length of upland cotton ginned in Tennessee, by districts, crop of 1939	54	56
Staple length of upland cotton ginned in Texas, by districts, crop of 1939	55	60
Carry-over tables:		
Grade and staple length of upland cotton in the carry-over, United States, Aug. 1, 1939	56	62
Grade and staple length of American-Egyptian cotton in the carry-over, United States, Aug. 1, 1939	57	64
Grade and staple length of sea-island cotton in the carry-over, United States, Aug. 1, 1939	58	64
Tenderability of upland cotton in the carry-over, United States, Aug. 1, 1930-39	59	65
Average staple length of upland cotton in the carry-over, by places of storage, U. S., Aug. 1, 1928-39	60	65
Staple length of upland cotton in the carry-over, by places of storage, United States, Aug. 1, 1938-39	61	66
Staple length of cotton of foreign growths in the carry-over, Aug. 1, 1930-39	62	67
Supply and disappearance tables:		
Carry-over, crop, supply, and disappearance of upland cotton, by grade, crops of 1928-39	63	68
Carry-over, crop, supply, and disappearance of upland cotton, by staple length, crops of 1928-39	64	69

Cotton Quality Statistics, United States, 1939-40

This report presents information concerning the quality of cotton on hand in the United States as of August 1, 1939, and the quality of cotton ginned during the 1939-40 season.

Statistics showing the grade, staple length, and tenderability of the crop of 1939 are based on the classification of approximately 784,000 samples submitted by gins selected to give a cross section of the quality of total ginnings in the United States. The quality data for the carry-over are based on the classification of samples representative of cotton stored in mills, public warehouses and compresses, and other places of storage on August 1, 1939.

In preparing these statistics, the proportions of the various grades and staple lengths found in the sample data were applied to the number of bales in the carry-over on August 1 and to the total number of running bales ginned, as reported by the Bureau of the Census.

The data presented on the carry-over include statistics showing the grade and staple length of upland, American-Egyptian, and sea-island cotton and the staple length of cotton of foreign growth on hand on August 1, 1939.

The term "quality" as used in this report refers to grade, staple length, and preparation only.

The data presented on the crop include statistics showing the grade and staple length of cotton ginned in each of the cotton-producing States, by ginning periods. Upland, American-Egyptian, and sea-island cotton are shown separately. For upland cotton additional data are included showing preparation, tenderability, and average staple length of ginnings, and staple length data for districts within States.

Figures are included for the first time showing the grade and staple length of the supply (carry-over plus crop), and the disappearance of upland cotton.

To facilitate comparisons, certain data contained in similar reports for previous years are included in the tables, and in a number of instances percentage figures have been added. An important change was made in the periods into which the total ginnings were divided. In these revised periods the ginnings are more equally distributed than in the periods previously used, which were prior to October 1, during October, during November, December 1-January 15, and after January 15. The ginning periods used in this report are as follows: prior to September 1, during September, during October, during November, and after November 30.

Throughout this report the official grade designations are abbreviated as follows: 1-M.F., Middling Fair; 2-S.G.M., Strict Good Middling; 3-G.M., Good Middling; 4-S.M., Strict Middling; 5-M., Middling; 6-S.L.M., Strict Low Middling; 7-L.M., Low Middling; 8-S.G.O., Strict Good Ordinary; and 9-G.O., Good Ordinary.

Table 1.- Grade and staple length of upland cotton ginned in the United States, crop of 1959

Grade	Quarter to 7/8 inch	7/8 inch	29/32 inch	15/16 inch	31/32 inch	1 inch	1-1/32 inches	1-1/16 inches	1-1/8 inches	1-5/32 inches	1-3/16 inches	1-7/32 inches	1-1/4 inches longer	No staple 3/2	All staple lengths
	Bales 1/2	Bales 1/2	Bales 1/2	Bales 1/2	Bales 1/2	Bales 1/2	Bales 1/2	Bales 1/2	Bales 1/2	Bales 1/2	Bales 1/2	Bales 1/2	Bales 1/2	Bales 1/2	Bales 1/2
Extra White:															
1-0-M.	30	26	91	214	1,094	1,764	2,542	5,690	2,280	493	57	6	20	-	20,344
2-0-M.	260	211	712	1,512	5,018	2,530	10,115	21,310	12,504	2,394	34	5	-	-	82,428
3-0-M.	172	217	861	2,247	2,652	6,123	10,311	11,472	12,504	2,394	45	5	-	5	22,722
4-0-M.	195	311	1,041	2,462	3,000	8,117	13,450	14,124	15,156	2,888	-	-	-	-	89,722
5-0-M.	17	24	94	212	300	817	1,460	1,515	1,515	-	-	-	-	-	2,116
6-0-M.	17	24	94	212	300	817	1,460	1,515	1,515	-	-	-	-	-	2,116
7-0-M.	7	7	22	56	4	80	71	-	-	-	-	-	-	-	569
8-0-M.	7	7	22	56	4	80	71	-	-	-	-	-	-	-	569
9-0-M.	7	7	22	56	4	80	71	-	-	-	-	-	-	-	569
Total	1,286	1,315	696	6,180	13,023	21,256	59,694	179,627	85,900	5,499	194	6	20	5	565,552
White:															
1-0-M.	-	-	-	-	-	-	-	-	-	-	-	-	-	-	-
2-0-M.	-	-	-	-	-	-	-	-	-	-	-	-	-	-	-
3-0-M.	-	-	-	-	-	-	-	-	-	-	-	-	-	-	-
4-0-M.	5,908	41	18,129	25,985	16,156	17,332	48,093	22,746	6,260	2,670	1,070	695	2,198	-	1,078
5-0-M.	105,150	295,957	231,501	179,800	161,282	211,773	229,100	176,993	49,683	29,147	11,944	5,162	8,128	5	166,369
6-0-M.	199,330	227,184	365,986	360,936	247,009	576,508	293,366	330,320	174,320	43,947	22,180	9,668	13,692	139	1,728,623
7-0-M.	90,315	231,469	270,584	300,635	599,421	594,283	507,823	280,202	113,395	27,813	13,121	5,930	6,286	12	3,581,285
8-0-M.	28,497	51,298	45,010	74,339	82,269	97,150	73,806	52,595	24,817	6,159	1,512	409	414	-	2,489,766
9-0-M.	6,584	20,940	11,662	14,990	10,588	7,061	3,581	2,422	1,347	184	18	-	-	21	977,016
9-0-M.	2,129	10,960	6,889	7,264	2,802	1,161	158	161	18	-	-	-	-	20	89,481
Total	431,473	993,647	914,164	1,045,933	1,220,122	1,595,281	1,234,939	805,348	311,693	109,900	90,149	21,834	31,374	144	9,000,205
Spotted:															
1-0-M.	2,260	3,316	2,682	3,090	4,009	6,194	4,900	3,030	382	111	14	18	161	-	32,219
2-0-M.	65,953	120,060	92,971	77,022	68,573	114,786	100,675	54,480	20,746	1,677	817	412	805	104	763,260
3-0-M.	60,377	115,028	53,015	122,121	137,516	160,070	94,342	67,800	6,995	2,789	1,329	545	534	34	876,058
4-0-M.	17,397	23,246	17,115	29,090	28,612	22,699	9,039	3,848	257	91	52	56	29	17	143,650
5-0-M.	3,866	3,478	1,017	1,374	600	682	431	266	85	25	-	-	-	197	12,091
Total	149,849	265,095	206,960	229,122	265,112	394,333	213,931	108,173	12,342	4,679	2,216	1,031	1,285	402	1,805,138
Blended:															
1-0-M.	336	493	291	264	266	73	-	15	-	-	-	-	-	-	1,412
2-0-M.	8,336	3,792	243	1,141	649	37	66	14	14	-	-	-	-	-	25,283
3-0-M.	16,070	2,070	1,840	495	168	118	145	14	-	-	-	-	-	-	19,018
4-0-M.	5,997	2,010	1,895	210	164	62	49	-	-	-	-	-	-	29	7,142
5-0-M.	297	260	185	210	144	62	-	-	-	-	-	-	-	-	1,471
Total	32,112	1,958	2,103	1,983	1,168	377	260	93	14	-	-	-	-	33	45,604
Yellow Stained:															
1-0-M.	1,201	285	12	126	21	195	-	-	-	-	-	-	-	-	1,429
2-0-M.	4,161	295	12	126	21	195	-	-	-	-	-	-	-	-	4,584
3-0-M.	3,040	1,04	12	12	16	-	-	-	-	-	-	-	-	-	4,032
Total	9,292	675	12	264	37	195	-	-	-	-	-	-	-	-	10,395
Other:															
1-0-M.	-	-	32	32	39	49	76	54	-	-	-	-	-	-	339
2-0-M.	182	1,573	1,066	1,474	2,652	3,766	3,096	1,705	208	52	17	20	-	-	16,742
3-0-M.	66	396	373	539	499	348	317	270	89	37	37	-	-	-	3,266
Total	248	1,969	1,461	2,042	3,200	4,221	3,349	2,029	317	89	54	20	-	-	20,349
Below grade 1/2	1,041	1,603	403	966	512	296	37	18	-	-	-	-	-	-	6,949
All grades	605,497	1,272,042	1,125,479	1,286,610	1,493,162	1,493,681	1,525,140	1,091,405	309,886	115,767	92,613	22,491	32,913	1,967	11,492,282

See footnotes at end of table.

Table 2.- Grade and staple length of American-Egyptian cotton ginned in the United States, crop of 1939 ^{1/}

Grade	Shorter than 1-1/2 inches	1-1/2 and 1-17/32 inches	1-9/16 and 1-19/32 inches	1-5/8 and 1-21/32 inches	1-11/16 and 1-23/32 inches	1-3/4 inches and longer	All staple lengths
	Bales ^{2/}	Bales ^{2/}	Bales ^{2/}	Bales ^{2/}	Bales ^{2/}	Bales ^{2/}	
1 and 1-1/2	15	1,364	3,395	786	18	-	5,578
2 and 2-1/2	394	2,851	6,545	1,511	38	21	11,360
3 and 3-1/2	521	3,688	3,513	679	44	16	8,461
4 and 4-1/2	396	553	266	70	-	-	1,285
5	36	94	12	-	4	-	142
Below 5	-	-	-	-	-	-	-
All grades	1,362	8,550	13,731	3,046	100	37	^{3/} 26,826
	Percent	Percent	Percent	Percent	Percent	Percent	Percent
1 and 1-1/2	1.1	16.0	24.7	25.8	18.0	-	20.8
2 and 2-1/2	28.9	33.3	47.7	49.6	38.0	56.8	42.4
3 and 3-1/2	38.3	43.1	25.6	22.3	44.0	43.2	31.5
4 and 4-1/2	29.1	6.5	1.9	2.3	-	-	4.8
5	2.6	1.1	.1	-	-	-	.5
Below 5	-	-	-	-	-	-	-
All grades	100.0	100.0	100.0	100.0	100.0	100.0	100.0
All grades by length . .	5.1	31.9	51.1	11.4	.4	.1	100.0

^{1/} Includes Pima and SXP.^{2/} Quantities in running bales.^{3/} As reported by the Bureau of the Census.Table 3.- Grade and staple length of sea-island cotton ginned in the United States, crop of 1939 ^{1/}

Grade	Shorter than 1-1/2 inches	1-1/2 and 1-17/32 inches	1-9/16 and 1-19/32 inches	1-5/8 and 1-21/32 inches	1-11/16 and 1-23/32 inches	1-3/4 inches and longer	All staple lengths
	Bales ^{2/}	Bales ^{2/}	Bales ^{2/}	Bales ^{2/}	Bales ^{2/}	Bales ^{2/}	
1 and 1-1/2	40	87	134	187	154	43	645
2 and 2-1/2	69	256	422	291	154	22	1,214
3 and 3-1/2	33	86	95	48	36	3	301
4 and 4-1/2	7	5	12	8	-	-	32
5 and 5-1/2	-	-	-	-	-	-	-
6	-	-	-	-	-	-	-
Below 6	-	-	-	-	-	-	-
All grades	149	434	663	534	344	68	^{3/} 2,192
	Percent	Percent	Percent	Percent	Percent	Percent	Percent
1 and 1-1/2	26.8	20.0	20.2	35.0	44.8	63.2	29.4
2 and 2-1/2	46.4	59.0	63.7	54.5	44.8	32.4	55.4
3 and 3-1/2	22.1	19.8	14.3	9.0	10.4	4.4	13.7
4 and 4-1/2	4.7	1.2	1.8	1.5	-	-	1.5
5 and 5-1/2	-	-	-	-	-	-	-
6	-	-	-	-	-	-	-
Below 6	-	-	-	-	-	-	-
All grades	100.0	100.0	100.0	100.0	100.0	100.0	100.0
All grades by length . .	6.8	19.8	30.2	24.4	15.7	3.1	100.0

^{1/} The 1939 crop was classed according to standards promulgated Aug. 10, 1938, effective Aug. 10, 1939.^{2/} Quantities in running bales.^{3/} As reported by the Bureau of the Census.

Table 4.- Grade and staple length of upland cotton ginned in the United States during specified periods, crop of 1933 1/

Grade and staple length	Ginnings during specified period					Total crop	Ginnings during specified period					Total crop
	Prior to Sept. 1	September	October	November	After Nov. 30		Prior to Sept. 1	September	October	November	After Nov. 30	
	Bales 2/	Bales 2/	Bales 2/	Bales 2/	Bales 2/		Percent	Percent	Percent	Percent	Percent	
Extra Whites:												
3-0-M.	1,479	10,565	6,279	2,125	-	20,448	0.1	0.2	0.2	0.2	-	0.2
4-0-M.	1,797	13,691	118,757	45,387	2,196	201,828	.1	.6	3.5	4.4	0.6	1.8
5-M.	700	31,915	143,111	87,091	25,982	288,799	*	.6	4.2	6.5	7.2	2.5
6-0-L.M.	11	3,109	15,642	10,589	20,208	49,755	*	.1	.5	1.0	5.6	.4
7-L.M.	-	214	508	275	1,137	2,134	*	*	*	*	.3	*
8-0-0. 1/	-	70	62	19	398	549	-	*	*	*	.1	*
9-0-0. 1/	-	8	-	-	31	39	-	*	*	*	*	*
Total	3,987	79,568	284,559	145,486	49,952	563,552	.3	1.5	8.4	14.2	13.8	4.9
White:												
1-M.F.	-	-	-	-	-	-	-	-	-	-	-	-
2-0-0-M.	907	171	-	-	-	1,078	.1	-	-	-	-	-
3-0-M.	51,534	107,730	5,698	1,330	173	166,465	3.7	2.0	.2	.1	.9	1.5
4-0-M.	328,776	1,182,729	169,004	40,800	3,314	1,724,623	23.9	22.4	5.0	4.0	5.9	15.1
5-M.	569,989	1,993,951	733,622	203,430	30,693	3,591,895	40.6	37.8	21.7	19.9	11.2	30.8
6-0-L.M.	232,374	1,052,540	1,250,270	307,164	67,418	2,889,766	16.6	19.9	37.3	30.0	14.6	26.1
7-L.M.	33,653	104,857	262,118	115,906	40,482	557,016	2.4	2.0	7.7	11.3	11.1	4.9
8-0-0. 1/	10,287	7,514	10,324	34,776	29,740	89,281	.7	.1	.3	3.4	7.1	.6
9-0-0. 1/	2,356	1,210	950	13,705	12,930	30,731	.2	*	*	1.3	3.6	.3
Total	1,929,856	4,450,302	2,412,186	717,111	190,750	9,000,295	87.8	84.3	71.2	70.0	52.6	78.5
Spotted:												
3-0-M.	1,839	20,637	8,696	573	274	32,259	.1	.4	.3	.1	.1	.3
4-0-M.	92,875	380,601	25,822	41,744	12,224	745,260	6.6	7.2	6.3	4.1	3.4	6.2
5-M.	64,374	306,475	384,962	83,561	34,713	874,034	4.6	5.8	11.3	8.1	9.5	7.6
6-0-L.M. 1/	6,374	34,697	69,626	15,891	15,242	143,630	.5	.7	2.1	1.6	4.4	1.3
7-L.M. 1/	694	933	2,268	1,350	6,806	12,051	*	*	.1	.1	1.9	.1
Total	166,689	743,743	681,394	143,119	70,253	1,805,198	11.9	14.1	20.1	14.0	19.3	15.8
Finged:												
3-0-M.	-	77	30	253	1,052	1,412	-	*	*	*	.3	*
4-0-M.	183	376	305	4,675	3,726	15,263	*	*	*	.5	2.7	.1
5-M. 1/	94	290	243	3,318	16,011	19,916	*	*	*	.3	4.3	.2
6-0-L.M. 1/	17	26	53	346	6,338	7,142	*	*	*	.1	1.8	.1
7-L.M. 1/	-	29	39	272	1,871	2,871	-	*	*	*	.4	*
Total	294	798	728	9,166	34,658	49,604	*	*	*	.9	9.5	.4
Yellow Stained:												
3-0-M.	-	-	-	-	1,829	1,829	-	-	-	-	.5	*
4-0-M. 1/	-	-	-	103	4,428	4,524	-	-	-	-	1.2	*
5-M. 1/	-	29	25	76	3,902	4,032	-	-	-	-	1.1	*
Total	-	29	25	179	10,152	10,385	-	*	*	*	2.8	.1
Gray:												
3-0-M.	-	13	306	20	-	339	-	*	*	*	-	*
4-0-M.	-	177	6,116	7,593	2,856	16,742	-	*	.2	.7	.8	.1
5-M. 1/	127	742	1,212	913	274	3,264	*	*	*	.1	.1	*
Total	127	932	7,634	8,526	3,130	20,343	*	*	.2	.8	.9	.2
Below grade 1/ 2/ . .	505	1,132	501	617	4,174	6,989	*	*	*	.1	1.1	.1
All grades 5/ . .	1,401,418	5,276,564	3,387,027	1,024,204	363,069	11,452,282	100.0	100.0	100.0	100.0	100.0	100.0
Staple length												
Shorter than 7/8 1/	37,627	225,730	196,989	85,695	79,456	625,497	2.7	4.3	5.8	6.4	21.9	5.5
7/8	148,003	626,488	323,680	118,006	55,863	1,272,042	10.6	11.9	9.6	11.5	15.4	11.1
20/32	183,679	548,728	266,066	99,663	27,743	1,125,879	13.1	10.4	7.9	9.7	7.6	9.8
15/16	211,430	521,015	374,317	135,433	44,415	1,286,610	15.1	9.9	11.1	13.2	12.2	11.2
31/32	190,737	607,269	522,904	130,432	41,420	1,493,162	13.6	11.5	15.8	12.7	11.5	13.0
1	215,286	832,277	632,660	109,131	45,527	1,835,881	15.4	15.7	18.7	10.7	12.5	16.0
1-1/16	204,462	761,462	429,639	85,266	40,351	1,515,180	14.6	14.4	12.5	8.3	11.1	13.2
1-1/8	104,064	535,756	296,739	154,143	20,723	1,091,425	7.4	10.2	8.8	13.1	5.7	9.5
1-1/4	40,588	317,376	213,292	93,854	5,449	670,559	2.9	6.0	6.3	9.2	1.9	5.9
1-1/2	34,282	154,784	92,765	27,083	1,012	309,326	2.4	2.9	2.7	2.6	.3	2.7
1-5/16	19,293	72,276	25,530	2,540	128	115,767	1.4	1.4	.6	.2	*	1.0
1-3/8	6,378	34,762	9,686	1,108	79	52,613	.5	.7	.3	.1	*	.5
1-7/16	2,108	14,397	4,859	854	69	22,891	.2	.3	.1	*	*	.2
1-1/4 and longer	1,368	23,266	7,356	864	49	32,923	.1	.4	.2	.1	*	.3
No staple 1/ 2/	493	378	545	166	385	1,967	*	*	*	*	.1	*
All lengths 5/ . .	1,401,418	5,276,564	3,387,027	1,024,204	363,069	11,452,282	100.0	100.0	100.0	100.0	100.0	100.0

1/ Periods adapted from those used by the Bureau of the Census.
 2/ Quantities in running bales; round bales counted as half bales. Linters excluded.
 3/ Undentifiable in settlement of futures contracts made subject to sec. 5 of the United States Cotton Futures Act and the regulations of the Secretary of Agriculture thereunder.
 4/ Includes all samples which are lower in grade than the lowest official standard for the corresponding color group.
 5/ As reported by the Bureau of the Census.
 6/ "No staple" denotes bales for which no specific length is assigned because of character defects.
 * Less than 0.05 percent.

Table 5.- Grade and staple length of American-Egyptian cotton ginned in the United States during specified periods, crop of 1939 1/ 2/

Grade and staple length	Ginnings during specified period					Total crop	Ginnings during specified period					Total crop
	Prior to Sept. 1	September	October	November	After Nov. 30		Prior to Sept. 1	September	October	November	After Nov. 30	
Grade	Bales 1/	Bales 1/	Bales 1/	Bales 1/	Bales 1/	Bales 1/	Percent	Percent	Percent	Percent	Percent	Percent
1 and 1-1/2	129	1,249	3,372	667	161	5,578	99.2	39.7	37.1	9.7	2.1	20.8
2 and 2-1/2	1	1,421	4,581	2,890	2,467	11,360	.8	45.3	50.5	42.2	32.4	42.4
3 and 3-1/2	-	413	811	2,995	4,282	8,461	-	13.1	8.9	43.3	56.1	31.5
4 and 4-1/2	-	33	266	318	668	1,285	-	1.0	2.9	4.6	8.8	4.8
5	-	28	56	14	44	142	-	.9	.6	.2	.6	.5
Below 5	-	-	-	-	-	-	-	-	-	-	-	-
All grades 3/4	130	3,144	9,086	6,844	7,622	26,826	100.0	100.0	100.0	100.0	100.0	100.0
Staple length												
Shorter than 1-1/2	-	-	105	65	1,132	1,368	-	-	1.2	.9	15.6	5.1
1-1/2 and 1-17/32	-	433	2,116	1,724	4,277	8,550	-	13.8	23.3	25.2	56.1	31.9
1-9/16 and 1-19/32	111	1,880	5,510	4,123	2,109	13,731	85.4	59.7	60.6	60.4	27.7	51.1
1-5/8 and 1-21/32	19	794	1,320	869	44	3,046	14.6	25.3	14.5	12.7	.6	11.4
1-11/16 and 1-23/32	-	28	21	51	-	100	-	.9	.2	.7	-	.4
1-3/4 and longer	-	9	14	14	-	37	-	.3	.2	.1	-	.1
All lengths 3/4	130	3,144	9,086	6,844	7,622	26,826	100.0	100.0	100.0	100.0	100.0	100.0

- 1/ Periods adapted from those used by the Bureau of the Census.
 2/ Includes Pima and SFD.
 3/ Quantities in running bales.
 4/ As reported by the Bureau of the Census.

Table 6.- Grade and staple length of Sea-island cotton ginned in the United States during specified periods, crop of 1939 1/ 2/

Grade and staple length	Ginnings during specified period					Total crop	Ginnings during specified period					Total crop
	Prior to Sept. 1	September	October	November	After Nov. 30		Prior to Sept. 1	September	October	November	After Nov. 30	
Grade	Bales 1/	Bales 1/	Bales 1/	Bales 1/	Bales 1/	Bales 1/	Percent	Percent	Percent	Percent	Percent	Percent
1 and 1-1/2	90	251	242	50	12	645	62.9	37.6	25.9	15.3	9.8	29.4
2 and 2-1/2	47	342	595	181	99	1,214	32.9	51.3	54.5	55.5	80.5	55.4
3 and 3-1/2	6	68	129	87	11	301	4.2	10.2	13.8	26.7	8.9	13.7
4 and 4-1/2	-	6	17	8	1	32	-	.9	1.8	2.5	.8	1.5
5 and 5-1/2	-	-	-	-	-	-	-	-	-	-	-	-
6	-	-	-	-	-	-	-	-	-	-	-	-
Below 6	-	-	-	-	-	-	-	-	-	-	-	-
All grades 3/4	143	667	933	326	123	2,132	100.0	100.0	100.0	100.0	100.0	100.0
Staple length												
Shorter than 1-1/2	3	53	57	30	6	149	2.1	7.9	6.1	9.2	4.9	6.8
1-1/2 and 1-17/32	4	87	227	94	22	414	2.6	13.0	24.3	28.8	17.9	19.8
1-9/16 and 1-19/32	4	135	374	121	29	663	2.8	26.2	40.1	37.2	23.6	30.2
1-5/8 and 1-21/32	25	217	222	61	9	514	17.5	32.7	25.8	18.7	7.3	24.4
1-11/16 and 1-23/32	73	143	51	20	-	344	51.0	22.4	5.5	6.1	46.3	15.7
1-3/4 and longer	34	32	2	-	-	68	23.8	4.8	.2	-	-	3.1
All lengths 3/4	143	667	933	326	123	2,132	100.0	100.0	100.0	100.0	100.0	100.0

- 1/ The 1939 crop was classed according to standards promulgated Aug. 10, 1938, effective Aug. 10, 1939.
 2/ Periods adapted from those used by the Bureau of the Census.
 3/ Quantities in running bales.
 4/ As reported by the Bureau of the Census.

Table 7.— Staple lengths of upland cotton raised in the United States, by States, crops of 1934-39

State	Year	Shorter than 7/8 inch $\frac{1}{2}$	7/8 inch	29/32 inch	15/16 inch	31/32 inch	1 inch	1-1/32 inches	1-1/16 inches	1-1/8 inches	1-5/32 inches	1-3/16 inches	1-1/2 inches	1-7/16 inches	1-1/4 inches and longer	No staple $\frac{1}{2}$ or $\frac{3}{8}$	All staple lengths $\frac{1}{2}$
Alabama.....	1934	49,643	214,277	126,913	191,081	200,694	164,830	54,096	16,830	1,524	1,520	1,627	699	475	2/	1,624,321	
	1935	14,875	71,121	105,558	130,164	146,890	144,358	39,060	7,356	582	688	301	69	22	1/4	1,765,695	
	1939	3,359	1,634	805	5,948	6,425	19,803	14,209	44,621	49,621	6,131	108	108	-	-	2/	171,395
Arizona.....	1934	3,100	1,894	805	5,948	6,425	19,803	14,209	44,621	49,621	6,131	108	108	-	-	2/	171,395
	1935	3,359	1,634	805	5,948	6,425	19,803	14,209	44,621	49,621	6,131	108	108	-	-	2/	171,395
	1939	21,682	74,621	64,660	126,128	103,116	219,230	251,657	181,796	177,622	29,603	27,308	10,153	3,491	2,681	2/	1,301,475
Arkansas.....	1934	21,682	74,621	64,660	126,128	103,116	219,230	251,657	181,796	177,622	29,603	27,308	10,153	3,491	2,681	2/	1,301,475
	1935	21,682	74,621	64,660	126,128	103,116	219,230	251,657	181,796	177,622	29,603	27,308	10,153	3,491	2,681	2/	1,301,475
	1939	21,682	74,621	64,660	126,128	103,116	219,230	251,657	181,796	177,622	29,603	27,308	10,153	3,491	2,681	2/	1,301,475
California.....	1934	394	5,066	5,122	7,959	6,831	6,114	4,011	32,794	114,063	134,520	70,519	14,090	793	26	2/	425,466
	1935	1,029	1,673	534	3,364	3,481	9,198	24,538	136,849	154,040	79,092	2,934	30	-	-	2/	495,085
	1939	1,180	2,383	1,035	1,840	1,997	784	287	69	80	-	-	-	-	-	2/	20,078
Florida.....	1934	1,376	9,409	3,664	2,714	1,380	1,980	287	69	80	-	-	-	-	-	2/	20,078
	1935	1,180	2,383	1,035	1,840	1,997	784	287	69	80	-	-	-	-	-	2/	20,078
	1939	1,180	2,383	1,035	1,840	1,997	784	287	69	80	-	-	-	-	-	2/	20,078
Georgia.....	1934	19,123	152,123	136,123	136,123	136,123	136,123	86,673	33,615	6,662	6,662	662	75	19	2/	684,310	
	1935	19,123	152,123	136,123	136,123	136,123	136,123	86,673	33,615	6,662	6,662	662	75	19	2/	684,310	
	1939	19,123	152,123	136,123	136,123	136,123	136,123	86,673	33,615	6,662	6,662	662	75	19	2/	684,310	
Louisiana.....	1934	4,395	10,277	9,209	25,724	66,367	111,877	128,031	150,639	96,848	39,802	12,201	5,125	2,097	935	2/	611,537
	1935	4,075	14,184	13,690	41,471	151,897	151,897	194,994	125,116	46,470	16,473	1,326	1,326	10,414	594	2/	711,521
	1939	5,295	12,483	13,490	39,283	154,664	154,664	334,328	210,716	106,014	36,784	109,046	65,784	36,304	10,171	2/	1,695,934
Mississippi...	1934	5,295	12,483	13,490	39,283	154,664	154,664	334,328	210,716	106,014	36,784	109,046	65,784	36,304	10,171	2/	1,695,934
	1935	5,295	12,483	13,490	39,283	154,664	154,664	334,328	210,716	106,014	36,784	109,046	65,784	36,304	10,171	2/	1,695,934
	1939	5,295	12,483	13,490	39,283	154,664	154,664	334,328	210,716	106,014	36,784	109,046	65,784	36,304	10,171	2/	1,695,934
Missouri.....	1934	2,286	6,296	6,064	21,311	30,264	64,007	72,072	67,437	31,942	9,669	1,232	227	76	-	2/	329,401
	1935	1,973	15,177	23,590	37,346	69,676	103,960	91,572	56,291	17,289	2,787	185	-	-	-	2/	527,624
	1939	1,683	2,077	313	1,395	953	2,037	6,122	22,975	15,517	3,753	662	6	6	-	2/	96,275
New Mexico....	1934	1,683	2,077	313	1,395	953	2,037	6,122	22,975	15,517	3,753	662	6	6	-	2/	96,275
	1935	1,683	2,077	313	1,395	953	2,037	6,122	22,975	15,517	3,753	662	6	6	-	2/	96,275
	1939	1,683	2,077	313	1,395	953	2,037	6,122	22,975	15,517	3,753	662	6	6	-	2/	96,275
North Carolina..	1934	2,206	20,970	20,725	39,643	46,904	47,866	79,800	25,216	21,079	3,948	2,979	3,195	1,195	1,234	2/	304,467
	1935	2,011	28,990	29,673	66,544	66,544	131,592	99,798	44,883	13,361	2,157	2,594	2,594	1,608	3,577	2/	525,715
	1939	2,011	28,990	29,673	66,544	66,544	131,592	99,798	44,883	13,361	2,157	2,594	2,594	1,608	3,577	2/	525,715
Oklahoma.....	1934	71,340	126,695	104,760	186,447	186,447	340,002	10,014	2,283	262	-	-	-	-	-	2/	590,196
	1935	71,373	160,594	145,546	260,114	260,114	311,459	4,469	31,484	34	-	-	-	-	-	2/	511,890
	1939	615	8,430	15,673	63,315	116,611	174,024	128,468	66,620	25,999	16,473	1,423	5,135	2,101	3,118	2/	631,675
South Carolina..	1934	286	9,114	25,025	107,346	200,516	272,808	147,156	56,797	7,714	3,926	2,601	2,601	1,396	2,390	2/	693,041
	1935	286	9,114	25,025	107,346	200,516	272,808	147,156	56,797	7,714	3,926	2,601	2,601	1,396	2,390	2/	693,041
	1939	286	9,114	25,025	107,346	200,516	272,808	147,156	56,797	7,714	3,926	2,601	2,601	1,396	2,390	2/	693,041
Tennessee.....	1934	17,003	21,013	19,203	47,080	47,299	96,974	60,173	65,351	8,653	1,914	166	71	17	20	2/	373,761
	1935	12,691	24,531	31,772	55,482	60,031	92,444	69,668	35,995	14,443	516	166	166	17	20	2/	424,383
	1939	246,780	403,701	469,464	641,924	514,024	316,937	130,495	65,964	19,682	1,846	1,846	91	25	-	2/	2,964,238
Texas.....	1934	403,701	704,504	593,715	379,095	221,646	170,792	114,684	61,900	30,434	5,175	484	-	-	-	2/	2,754,184
	1935	403,701	704,504	593,715	379,095	221,646	170,792	114,684	61,900	30,434	5,175	484	-	-	-	2/	2,754,184
	1939	403,701	704,504	593,715	379,095	221,646	170,792	114,684	61,900	30,434	5,175	484	-	-	-	2/	2,754,184
Virginia.....	1934	631	2,947	3,218	1,746	1,480	1,826	286	564	87	-	-	-	-	-	2/	11,043
	1935	110	1,461	2,454	1,793	2,454	1,793	1,460	96	11	-	-	-	-	-	2/	10,346
	1939	60	461	358	1,097	879	2,075	2,277	4,265	300	-	-	-	-	-	2/	13,936
All other S.....	1934	631	2,947	3,218	1,746	1,480	1,826	286	564	87	-	-	-	-	-	2/	13,936
	1935	110	1,461	2,454	1,793	2,454	1,793	1,460	96	11	-	-	-	-	-	2/	10,346
	1939	60	461	358	1,097	879	2,075	2,277	4,265	300	-	-	-	-	-	2/	13,936
All States.....	1934	6,310,890	1,095,934	940,923	1,467,790	1,636,706	1,698,760	1,199,228	500,684	244,122	244,122	244,122	107,617	47,344	6,790,460	2/	11,984,112
	1935	6,825,967	1,272,042	1,185,679	1,286,310	1,467,152	1,635,180	1,093,485	509,585	244,122	244,122	244,122	107,617	47,344	7,340,903	2/	11,984,112
	1939	6,825,967	1,272,042	1,185,679	1,286,310	1,467,152	1,635,180	1,093,485	509,585	244,122	244,122	244,122	107,617	47,344	7,340,903	2/	11,984,112

See footnotes at end of table.

Table 7.- Staple length of upland cotton claimed in the United States, by States, crops of 1935-39 - continued

State	Year	Shorter than 7/8 inch ^{1/}		7/8 inch		29/32 inch		29/16 inch		1 1/16 inch		1 1/8 inch		1 1/4 inch		1 1/2 inch		1 3/4 inch		All staple lengths			
		Percent	Number	Percent	Number	Percent	Number	Percent	Number	Percent	Number	Percent	Number	Percent	Number	Percent	Number	Percent	Number	Percent	Number	Percent	Number
Alabama	1935	4.7	17.9	16.7	63.9	11.9	46.9	18.7	73.9	5.5	21.9	0.2	0.8	0.1	0.4	0.1	0.4	0.1	0.4	0.1	0.4	0.1	0.4
	1936	1.9	7.5	26.3	103.0	13.7	53.0	16.7	63.9	5.1	19.6	0.2	0.8	0.1	0.4	0.1	0.4	0.1	0.4	0.1	0.4	0.1	0.4
Arkansas	1935	1.8	7.5	3.5	14.5	1.4	5.5	3.5	14.5	24.6	96.9	30.2	119.9	3.6	14.5	0.1	0.4	0.1	0.4	0.1	0.4	0.1	0.4
	1936	2.2	9.0	5.1	20.0	2.5	10.0	3.5	14.5	25.9	100.0	30.2	119.9	3.6	14.5	0.1	0.4	0.1	0.4	0.1	0.4	0.1	0.4
California	1935	3.8	15.0	4.2	16.8	4.2	16.8	9.7	37.9	17.4	68.0	9.7	37.9	2.2	8.8	0.3	1.2	0.2	0.8	0.1	0.4	0.1	0.4
	1936	1.1	4.5	1.2	4.8	1.2	4.8	1.5	6.0	1.2	4.8	1.5	6.0	1.2	4.8	0.2	0.8	0.1	0.4	0.1	0.4	0.1	0.4
	1937	2.8	11.2	3.5	14.0	3.5	14.0	3.5	14.0	3.5	14.0	3.5	14.0	3.5	14.0	3.5	14.0	3.5	14.0	3.5	14.0	3.5	14.0
Florida	1935	6.9	27.1	13.5	52.0	13.5	52.0	6.9	27.1	3.4	13.5	0.1	0.4	0.1	0.4	0.1	0.4	0.1	0.4	0.1	0.4	0.1	0.4
	1936	3.5	14.0	13.5	52.0	13.5	52.0	13.5	52.0	13.5	52.0	13.5	52.0	13.5	52.0	13.5	52.0	13.5	52.0	13.5	52.0	13.5	52.0
Georgia	1935	2.5	10.0	17.9	70.0	11.0	43.0	17.9	70.0	17.2	67.0	4.0	16.0	0.1	0.4	0.1	0.4	0.1	0.4	0.1	0.4	0.1	0.4
	1936	3.2	12.8	16.6	65.0	9.7	38.0	20.8	81.0	2.8	11.2	0.1	0.4	0.1	0.4	0.1	0.4	0.1	0.4	0.1	0.4	0.1	0.4
Louisiana	1935	1.1	4.5	1.4	5.5	1.4	5.5	1.4	5.5	1.4	5.5	1.4	5.5	1.4	5.5	1.4	5.5	1.4	5.5	1.4	5.5	1.4	5.5
	1936	2.0	8.0	2.7	11.0	2.7	11.0	2.7	11.0	2.7	11.0	2.7	11.0	2.7	11.0	2.7	11.0	2.7	11.0	2.7	11.0	2.7	11.0
Mississippi	1935	3.1	12.4	4.8	18.8	4.8	18.8	4.8	18.8	4.8	18.8	4.8	18.8	4.8	18.8	4.8	18.8	4.8	18.8	4.8	18.8	4.8	18.8
	1936	1.1	4.5	1.0	4.0	1.0	4.0	1.0	4.0	1.0	4.0	1.0	4.0	1.0	4.0	1.0	4.0	1.0	4.0	1.0	4.0	1.0	4.0
Missouri	1935	7.7	30.0	1.8	7.2	1.8	7.2	1.8	7.2	1.8	7.2	1.8	7.2	1.8	7.2	1.8	7.2	1.8	7.2	1.8	7.2	1.8	7.2
	1936	5.5	21.5	6.7	26.0	6.7	26.0	6.7	26.0	6.7	26.0	6.7	26.0	6.7	26.0	6.7	26.0	6.7	26.0	6.7	26.0	6.7	26.0
New Mexico	1935	4.2	16.8	3.1	12.4	3.1	12.4	3.1	12.4	3.1	12.4	3.1	12.4	3.1	12.4	3.1	12.4	3.1	12.4	3.1	12.4	3.1	12.4
	1936	5.2	20.8	5.7	22.8	5.7	22.8	5.7	22.8	5.7	22.8	5.7	22.8	5.7	22.8	5.7	22.8	5.7	22.8	5.7	22.8	5.7	22.8
North Carolina	1935	1.3	5.2	2.8	11.2	2.8	11.2	2.8	11.2	2.8	11.2	2.8	11.2	2.8	11.2	2.8	11.2	2.8	11.2	2.8	11.2	2.8	11.2
	1936	5.8	23.0	7.8	30.8	7.8	30.8	7.8	30.8	7.8	30.8	7.8	30.8	7.8	30.8	7.8	30.8	7.8	30.8	7.8	30.8	7.8	30.8
Oklahoma	1935	13.5	52.0	31.4	121.0	31.4	121.0	31.4	121.0	31.4	121.0	31.4	121.0	31.4	121.0	31.4	121.0	31.4	121.0	31.4	121.0	31.4	121.0
	1936	13.5	52.0	31.4	121.0	31.4	121.0	31.4	121.0	31.4	121.0	31.4	121.0	31.4	121.0	31.4	121.0	31.4	121.0	31.4	121.0	31.4	121.0
South Carolina	1935	1.1	4.5	1.1	4.5	1.1	4.5	1.1	4.5	1.1	4.5	1.1	4.5	1.1	4.5	1.1	4.5	1.1	4.5	1.1	4.5	1.1	4.5
	1936	1.1	4.5	1.1	4.5	1.1	4.5	1.1	4.5	1.1	4.5	1.1	4.5	1.1	4.5	1.1	4.5	1.1	4.5	1.1	4.5	1.1	4.5
Tennessee	1935	3.8	15.0	4.9	19.0	4.9	19.0	4.9	19.0	4.9	19.0	4.9	19.0	4.9	19.0	4.9	19.0	4.9	19.0	4.9	19.0	4.9	19.0
	1936	3.0	12.0	4.7	18.8	4.7	18.8	4.7	18.8	4.7	18.8	4.7	18.8	4.7	18.8	4.7	18.8	4.7	18.8	4.7	18.8	4.7	18.8
Texas	1935	9.7	37.9	15.3	59.0	15.3	59.0	15.3	59.0	15.3	59.0	15.3	59.0	15.3	59.0	15.3	59.0	15.3	59.0	15.3	59.0	15.3	59.0
	1936	16.6	65.0	27.2	105.0	27.2	105.0	27.2	105.0	27.2	105.0	27.2	105.0	27.2	105.0	27.2	105.0	27.2	105.0	27.2	105.0	27.2	105.0
Virginia	1935	1.1	4.5	5.7	22.0	5.7	22.0	5.7	22.0	5.7	22.0	5.7	22.0	5.7	22.0	5.7	22.0	5.7	22.0	5.7	22.0	5.7	22.0
	1936	1.1	4.5	7.7	30.0	7.7	30.0	7.7	30.0	7.7	30.0	7.7	30.0	7.7	30.0	7.7	30.0	7.7	30.0	7.7	30.0	7.7	30.0
All other ^{2/}	1935	4.8	19.0	5.2	20.5	5.2	20.5	5.2	20.5	5.2	20.5	5.2	20.5	5.2	20.5	5.2	20.5	5.2	20.5	5.2	20.5	5.2	20.5
	1936	4.8	19.0	5.2	20.5	5.2	20.5	5.2	20.5	5.2	20.5	5.2	20.5	5.2	20.5	5.2	20.5	5.2	20.5	5.2	20.5	5.2	20.5
All States	1935	4.4	17.5	5.1	20.0	5.1	20.0	5.1	20.0	5.1	20.0	5.1	20.0	5.1	20.0	5.1	20.0	5.1	20.0	5.1	20.0	5.1	20.0
	1936	5.5	22.0	6.2	24.5	6.2	24.5	6.2	24.5	6.2	24.5	6.2	24.5	6.2	24.5	6.2	24.5	6.2	24.5	6.2	24.5	6.2	24.5

^{1/} Considerable in settlement of futures contracts made subject to sec. 5 of the United States Cotton Futures Act and the regulations of the Secretary of Agriculture thereunder.
^{2/} As reported by the Bureau of Cotton which is designated as specific length is assigned because of counter defects. This designation was not used for the 1935 crop.
^{3/} Quantities in running bales; round bales counted as half bales. Lists excluded.
^{4/} Includes Illinois and Kentucky.
^{5/} Of the 310,000 bales shorter than 7/8 inch, 21,122 or 6.8 percent were shorter than 13/16 inch. Of the 50,400 bales 21-1/4 inches and longer, 25,616 or 0.2 percent were longer than 1-9/16 inches.
^{6/} Of the 65,497 bales shorter than 7/8 inch, 46,151 or 0.4 percent were shorter than 13/16 inch. Of the 24,346 bales 21-1/4 inches and longer, 5,499 or 0.1 percent were longer than 1-9/16 inches.
^{7/} Less than 0.05 percent.

Table 8.- Average staple length of upland cotton ginned in the United States, by States and districts, cropeof 1938-39 ^{1/} ^{2/}

State and district ^{2/}	1938	1939	State and district ^{2/}	1938	1939
	<u>Thirty-second inches</u>	<u>Thirty-second inches</u>		<u>Thirty-second inches</u>	<u>Thirty-second inches</u>
Alabama:			North Carolina:		
District 1	31.1	31.2	District 1	32.0	32.1
District 2	31.3	31.0	District 2	33.5	33.6
District 3	30.8	31.0	District 3	33.2	32.6
District 4	30.1	30.7	District 4	32.5	32.6
District 5	31.1	31.1			
District 6	30.0	29.9	State total . .	32.7	32.5
State total . .	30.6	30.9			
Arizona	33.8	33.6	Oklahoma:		
Arkansas:			District 1	29.5	29.2
District 1	27.8	28.9	District 2	30.2	29.4
District 2	30.7	30.7	District 3	30.4	29.3
District 3	31.5	31.2	District 4	30.9	29.4
District 4	33.3	32.9	District 5	28.8	29.0
District 5	32.8	32.3	State total . .	29.8	29.3
State total . .	32.8	32.4			
California	35.8	35.0	South Carolina:		
Florida	29.3	30.0	District 1	32.5	32.1
Georgia:			District 2	33.0	32.4
District 1	31.8	32.2	District 3	33.3	32.7
District 2	32.0	31.8	District 4	32.5	32.0
District 3	30.2	30.3	State total . .	32.8	32.4
District 4	30.1	30.5			
State total . .	31.1	31.3	Tennessee:		
Louisiana:			District 1	32.7	32.0
District 1	32.3	31.6	District 2	29.6	30.1
District 2	33.1	33.3	District 3	31.1	31.0
District 3	34.3	33.5	State total . .	32.3	31.8
District 4	32.7	32.7			
State total . .	33.7	33.0	Texas:		
Mississippi:			District 1	29.0	28.1
District 1	36.1	35.3	District 2	29.3	28.6
District 2	33.8	33.3	District 3	28.7	28.4
District 3	33.3	32.7	District 4	30.7	29.3
State total . .	34.8	34.4	District 5	30.6	29.6
Missouri	33.1	32.5	District 6	34.9	34.7
New Mexico	34.7	34.1	District 7	30.8	29.0
			District 8	31.3	31.1
			District 9	32.0	31.5
			District 10	31.6	32.0
			State total . .	30.5	29.7
			Virginia	31.7	31.0
			All other ^{3/}	33.4	32.7
			United States	32.19	31.83

^{1/} Averages calculated on midpoints of staple groups (for example, 29/32 = 29.5). The midpoints of the groups "shorter than 7/8 inch" and "1-1/4 inches and longer" were considered to be 27.0 and 41.0, respectively. "No staple" was excluded.

^{2/} Districts are shown in figures 1-10.

^{3/} Includes Illinois and Kentucky.

Table 9.- Average staple length of upland cotton ginned in the United States, by States, crops of 1928-39

State	1928 ^{1/}	1929 ^{1/}	1930 ^{1/}	1931 ^{1/}	1932 ^{1/}	1933 ^{1/}	1934 ^{1/}	1935 ^{1/}	1936 ^{1/}	1937 ^{1/}	1938 ^{2/}	1939 ^{2/}
	Thirty- seconds inches	Thirty- seconds inches	Thirty- seconds inches	Thirty- seconds inches	Thirty- seconds inches	Thirty- seconds inches	Thirty- seconds inches	Thirty- seconds inches	Thirty- seconds inches	Thirty- seconds inches	Thirty- seconds inches	Thirty- seconds inches
Alabama	28.7	28.2	28.4	29.2	29.1	29.3	29.1	28.7	29.9	29.6	30.6	30.9
Arizona	33.0	32.7	32.7	33.3	33.8	33.8	34.1	33.8	34.2	34.5	33.8	33.6
Arkansas	31.2	30.9	31.3	32.2	32.5	32.9	32.3	32.0	31.9	31.5	32.8	32.4
California	33.0	33.7	34.7	34.7	35.3	34.8	35.6	35.1	35.2	36.0	35.8	35.0
Florida	29.2	28.4	28.9	29.2	28.8	29.2	29.2	28.7	29.5	29.3	29.3	30.0
Georgia	29.2	28.8	29.1	29.5	29.6	29.6	30.3	30.4	30.8	30.6	31.1	31.3
Louisiana	30.9	31.0	31.2	31.9	31.4	32.2	31.5	32.4	32.9	31.8	33.7	33.0
Mississippi	32.9	33.0	32.5	33.8	33.9	34.6	34.6	33.6	34.1	33.3	34.8	34.4
Missouri	31.4	31.2	30.5	30.9	31.7	31.6	31.4	31.1	30.7	30.8	33.1	32.5
New Mexico	33.3	33.3	34.0	33.2	33.9	33.8	35.0	34.6	34.1	34.6	34.7	34.1
North Carolina	29.4	29.5	30.2	30.6	31.2	30.6	31.5	31.3	32.1	31.6	32.7	32.5
Oklahoma	30.2	29.2	29.8	29.9	29.8	30.5	29.0	29.4	28.9	29.3	29.8	29.3
South Carolina	30.3	30.0	31.0	31.1	32.0	31.4	32.2	32.1	32.7	31.7	32.8	32.4
Tennessee	29.7	30.1	30.1	30.4	31.2	30.9	30.4	30.0	30.7	30.6	32.3	31.8
Texas	30.0	29.7	30.3	30.2	30.0	30.3	29.5	29.7	29.6	29.4	30.5	29.7
Virginia	29.1	29.3	29.3	29.8	29.7	29.4	29.7	30.6	30.8	30.3	31.7	31.0
All other ^{3/}	34.2	34.7	32.1	31.9	32.4	32.0	32.3	31.4	32.2	32.0	31.4	32.7
United States	30.36	30.22	30.44	30.88	30.90	31.10	31.16	30.94	31.54	31.10	32.19	31.83

^{1/} Averages expressed in sixteenth of an inch are published in table 9 of a multilithed report entitled "Grade, Staple Length, and Tenderability of Cotton in the United States, 1928-29 to 1937-38", issued in October, 1938. For purposes of comparison, these averages have been converted to thirty-seconds of an inch by multiplying by 2.

^{2/} Averages calculated on midpoints of staple groups (for example, 29/32 = 29.5). The midpoints of the groups "shorter than 7/8 inch" and "1-1/4 inches and longer" were considered to be 27.0 and 41.0, respectively. "No staple" was excluded.

^{3/} Includes Illinois, Kansas, and Kentucky.

Table 10.—Preparation of upland cotton ginned in the United States during specified periods, by States, crop of 1939 1/2

Ginning Period	Shorter than 1-1/8 inches						1-1/8 inches and longer						Total crop 3/			
	Smooth		Normal		Gin out	Total	A		B		C			Gin out	Total	Per-centage of total crop
	Percent	Bales 1/	Percent	Bales 1/			Percent	Bales 1/	Percent	Bales 1/	Percent	Bales 1/				
Prior to Sept. 1 ...	*	90.9	9.1	*	100.0	1,337,389	95.4	*	91.9	8.1	-	100.0	64,029	4.6	1,401,418	
During September ...	*	92.3	7.1	*	100.0	4,376,473	94.3	*	93.2	6.8	-	100.0	300,085	5.7	5,276,548	
During October	*	95.5	4.3	*	100.0	3,280,831	96.0	*	95.5	4.5	-	100.0	136,136	4.0	3,387,027	
During November	*	96.4	3.6	*	100.0	991,731	96.8	*	93.2	6.8	-	100.0	32,473	3.2	1,024,204	
After Nov. 30	*	94.9	5.1	*	100.0	381,732	95.6	*	95.1	4.9	-	100.0	1,337	.4	383,069	
All periods	*	93.8	6.1	*	100.0	10,318,162	95.3	*	93.6	6.4	-	100.0	534,120	4.7	11,852,282	
ALABAMA																
Prior to Sept. 1 ...	-	77.3	22.1	0.6	100.0	20,894	100.0	-	-	-	-	100.0	-	-	20,894	
During September ...	*	85.0	15.0	*	100.0	303,717	99.9	-	93.2	6.8	-	100.0	236	.1	303,953	
During October	-	95.2	4.8	-	100.0	319,048	99.8	-	76.9	23.1	-	100.0	561	.2	320,252	
During November	-	99.6	.4	-	100.0	56,300	99.4	-	100.0	-	-	100.0	340	.6	56,640	
After Nov. 30	-	99.8	.2	-	100.0	2,947	99.4	-	100.0	-	-	100.0	33	.5	3,280	
All periods	*	90.3	9.7	*	100.0	768,906	99.8	-	87.4	12.6	-	100.0	1,190	.2	769,096	
ARIZONA																
Prior to Sept. 1 ...	-	89.6	10.4	-	100.0	2,294	99.6	-	50.0	50.0	-	100.0	12	.4	2,306	
During September ...	-	79.6	20.4	-	100.0	14,467	96.7	-	29.3	70.7	-	100.0	494	3.3	15,961	
During October	-	85.5	14.5	-	100.0	40,860	99.5	-	70.7	29.3	-	100.0	205	.5	41,065	
During November	-	84.0	16.0	-	100.0	52,329	98.1	-	68.6	31.4	-	100.0	1,011	1.9	53,340	
After Nov. 30	-	93.2	6.8	-	100.0	50,383	100.0	-	100.0	-	-	100.0	29	*	60,312	
All periods	-	87.6	12.4	-	100.0	171,233	99.0	-	57.4	42.6	-	100.0	1,771	1.0	173,004	
ARKANSAS																
Prior to Sept. 1 ...	0.1	95.5	4.4	-	100.0	34,722	95.6	-	85.2	14.8	-	100.0	1,788	4.4	40,510	
During September ...	-	98.6	1.4	-	100.0	604,266	95.0	-	95.3	4.7	-	100.0	34,338	5.0	638,604	
During October	1	98.3	1.6	*	100.0	454,334	97.8	-	95.2	4.8	-	100.0	10,135	2.2	464,469	
During November	-	99.8	.2	-	100.0	130,262	98.4	-	97.5	2.5	-	100.0	1,595	1.2	131,857	
After Nov. 30	-	100.0	-	-	100.0	23,629	99.3	-	100.0	-	-	100.0	175	.7	23,804	
All periods	*	98.6	1.4	*	100.0	1,311,193	96.4	-	95.0	5.0	-	100.0	48,691	3.6	1,359,884	
CALIFORNIA																
Prior to Sept. 1 ...	-	100.0	-	-	100.0	378	100.0	-	-	-	-	100.0	-	-	378	
During September ...	-	94.8	5.2	-	100.0	20,692	95.0	-	89.8	10.2	-	100.0	11,146	35.0	31,838	
During October	-	92.6	7.4	*	100.0	139,266	74.0	-	92.7	7.3	-	100.0	49,001	26.0	188,257	
During November	-	92.5	7.5	-	100.0	148,139	87.5	-	91.6	8.4	-	100.0	25,349	12.5	173,488	
After Nov. 30	-	84.2	15.8	-	100.0	44,604	98.5	-	90.2	9.8	-	100.0	660	1.5	45,264	
All periods	-	91.6	8.4	*	100.0	353,129	81.2	-	92.1	7.9	-	100.0	81,996	16.8	435,085	
FLORIDA																
Prior to Sept. 1 ...	-	73.1	26.9	-	100.0	1,709	95.5	-	100.0	-	-	100.0	80	4.5	1,789	
During September ...	-	98.3	1.7	-	100.0	5,402	100.0	-	-	-	-	-	-	-	5,402	
During October	-	90.9	9.1	-	100.0	1,395	100.0	-	-	-	-	-	-	-	1,395	
During November	-	96.3	3.7	-	100.0	54	100.0	-	-	-	-	-	-	-	54	
After Nov. 30	-	-	-	-	-	-	-	-	-	-	-	-	-	-	-	
All periods	-	93.3	6.7	-	100.0	8,530	99.1	-	100.0	-	-	100.0	80	.9	8,610	
GEORGIA																
Prior to Sept. 1 ...	-	84.2	15.7	1	100.0	124,447	99.5	-	61.2	38.8	-	100.0	618	.5	125,065	
During September ...	-	91.3	8.6	*	100.0	454,109	99.8	-	80.7	19.3	-	100.0	391	.2	454,500	
During October	-	95.3	4.7	*	100.0	265,232	99.7	-	80.7	19.3	-	100.0	688	.3	265,920	
During November	-	99.3	.7	-	100.0	53,151	99.5	-	93.0	7.0	-	100.0	279	.5	53,430	
After Nov. 30	-	98.3	1.7	-	100.0	8,344	100.0	-	-	-	-	-	-	-	8,344	
All periods	-	92.0	7.9	*	100.0	905,283	99.7	-	77.0	23.0	-	100.0	2,576	.3	907,859	
LOUISIANA																
Prior to Sept. 1 ...	-	87.2	12.7	*	100.0	147,401	98.0	-	89.0	11.0	-	100.0	3,008	2.0	150,409	
During September ...	-	93.5	6.5	*	100.0	404,189	96.4	-	89.2	10.8	-	100.0	14,903	3.6	419,092	
During October	-	97.9	2.1	-	100.0	132,038	96.7	-	96.9	3.1	-	100.0	4,548	3.3	136,586	
During November	-	99.0	1.0	-	100.0	10,046	96.8	-	100.0	-	-	100.0	336	3.2	10,382	
After Nov. 30	-	98.5	1.5	-	100.0	1,059	97.0	-	100.0	-	-	100.0	33	3.0	1,092	
All periods	-	93.1	6.9	*	100.0	695,693	96.8	-	91.3	8.7	-	100.0	22,828	3.2	717,521	
MISSISSIPPI																
Prior to Sept. 1 ...	-	91.8	8.1	*	100.0	62,798	94.4	*	95.6	4.4	-	100.0	52,564	45.6	115,362	
During September ...	-	96.5	3.4	*	100.0	608,163	74.5	-	95.1	4.9	-	100.0	208,184	25.5	816,347	
During October	-	98.8	1.2	*	100.0	467,394	89.7	-	98.3	1.7	-	100.0	52,469	10.3	519,863	
During November	-	99.5	.5	*	100.0	80,693	95.3	-	99.5	.5	-	100.0	3,983	4.7	84,676	
After Nov. 30	-	99.8	.2	-	100.0	9,137	97.1	-	100.0	-	-	100.0	272	2.9	9,409	
All periods	-	97.4	2.6	*	100.0	1,218,785	79.3	*	95.8	4.2	-	100.0	317,478	20.7	1,536,263	
MISSOURI																
Prior to Sept. 1 ...	-	100.0	-	-	100.0	331	96.5	-	100.0	-	-	100.0	12	3.5	343	
During September ...	-	97.9	2.1	-	100.0	182,118	98.5	-	87.8	12.2	-	100.0	2,862	1.5	184,980	
During October	-	97.7	2.3	-	100.0	160,474	100.0	-	66.1	33.9	-	100.0	56	*	160,490	
During November	-	99.9	.1	-	100.0	70,486	100.0	-	-	-	-	-	-	-	70,486	
After Nov. 30	-	100.0	-	-	100.0	11,525	100.0	-	-	-	-	-	-	-	11,525	
All periods	-	98.2	1.8	-	100.0	424,834	99.3	-	87.5	12.5	-	100.0	2,930	.7	427,764	

See footnotes at end of table.

Table 10.—Preparation of upland cotton ginned in the United States during specified periods, by States, crop of 1939 1/ 2/ — Continued

Ginning Period	Shorter than 1-1/8 inches						1-1/8 inches and longer						Total crop 1/		
	Smooth		Normal		Rough		Gin out		Total		Percentage of total crop			Total crop 1/	
	Percent	Bales 1/	Percent	Bales 1/	Percent	Bales 1/	Percent	Bales 1/	Percent	Bales 1/	Percent	Bales 1/			
Prior to Sept. 1 ...	-	100.0	-	-	100.0	3	60.0	-	100.0	-	-	100.0	2	40.0	5
During September ...	-	93.4	6.6	-	100.0	13,233	79.5	-	99.0	1.0	-	100.0	3,408	20.5	16,641
During October ...	-	98.1	1.9	*	100.0	33,296	82.8	-	99.2	.8	-	100.0	6,905	17.2	40,199
During November ...	-	98.3	1.7	-	100.0	19,877	32.5	-	99.3	.7	-	100.0	1,605	7.5	21,482
After Nov. 30 ...	-	93.7	6.3	-	100.0	15,499	99.7	-	100.0	-	-	100.0	45	.3	15,544
All periods ...	-	96.5	3.5	*	100.0	81,868	87.3	-	99.2	.8	-	100.0	11,963	12.7	93,831
NORTH CAROLINA															
Prior to Sept. 1 ...	-	71.8	28.2	-	100.0	2,186	88.7	-	95.4	4.6	-	100.0	278	11.3	2,464
During September ...	-	83.7	16.3	*	100.0	255,937	96.3	-	82.0	18.0	-	100.0	8,306	3.7	264,303
During October ...	-	91.1	8.8	0.1	100.0	169,088	97.3	-	90.3	9.7	-	100.0	4,728	2.7	173,816
During November ...	-	98.0	2.0	-	100.0	45,195	98.1	-	94.9	5.1	-	100.0	894	1.9	46,089
After Nov. 30 ...	-	93.3	.7	-	100.0	15,043	100.0	-	-	-	-	-	-	-	15,043
All periods ...	-	88.4	11.6	*	100.0	447,509	96.3	-	85.0	15.0	-	100.0	14,206	3.1	461,715
OKLAHOMA															
Prior to Sept. 1 ...	0.5	86.9	12.5	.1	100.0	13,528	100.0	-	-	-	-	-	-	-	13,528
During September ...	*	87.8	12.2	*	100.0	290,271	100.0	-	-	-	-	-	-	-	290,271
During October ...	-	85.9	14.1	*	100.0	141,709	100.0	-	-	-	-	-	-	-	141,709
During November ...	-	87.7	12.3	-	100.0	43,638	100.0	-	-	-	-	-	-	-	43,638
After Nov. 30 ...	-	92.5	7.5	-	100.0	28,704	100.0	-	-	-	-	-	-	-	28,704
All periods ...	*	87.4	12.5	*	100.0	511,850	100.0	-	-	-	-	-	-	-	511,850
SOUTH CAROLINA															
Prior to Sept. 1 ...	-	76.3	23.5	.2	100.0	57,174	91.9	-	63.5	36.5	-	100.0	5,047	8.1	62,221
During September ...	-	88.6	11.4	*	100.0	494,725	98.1	-	73.8	26.2	-	100.0	9,549	1.9	504,274
During October ...	-	96.8	3.2	-	100.0	262,335	98.9	-	91.9	8.1	-	100.0	2,707	1.1	265,042
During November ...	-	99.2	.8	-	100.0	30,532	99.1	-	100.0	-	-	100.0	268	.9	30,800
After Nov. 30 ...	-	99.2	.8	-	100.0	9,524	99.1	-	100.0	-	-	100.0	90	.3	9,614
All periods ...	-	90.7	9.3	*	100.0	834,420	97.9	-	74.2	25.8	-	100.0	17,661	2.1	852,081
TENNESSEE															
Prior to Sept. 1 ...	-	100.0	-	-	100.0	13	100.0	-	-	-	-	-	-	-	13
During September ...	-	95.8	4.2	*	100.0	136,464	98.0	-	94.1	5.9	-	100.0	2,736	2.0	139,200
During October ...	-	94.8	5.2	*	100.0	198,111	99.3	-	91.4	8.6	-	100.0	1,345	.7	199,456
During November ...	-	98.3	1.6	.1	100.0	80,330	99.8	-	89.8	10.2	-	100.0	166	.2	80,496
After Nov. 30 ...	-	99.6	.4	-	100.0	13,138	100.0	-	-	-	-	-	-	-	13,138
All periods ...	-	95.9	4.1	*	100.0	428,116	99.0	-	93.1	6.9	-	100.0	4,267	1.0	432,383
TEXAS															
Prior to Sept. 1 ...	*	93.6	6.4	*	100.0	864,411	99.9	-	89.0	11.0	-	100.0	620	.1	865,031
During September ...	-	94.3	5.7	-	100.0	1,100,928	99.8	-	60.1	39.9	-	100.0	2,050	.7	1,102,978
During October ...	-	95.1	4.9	-	100.0	483,346	99.4	-	100.0	-	-	100.0	2,748	.6	486,094
During November ...	-	96.3	3.7	-	100.0	162,699	99.5	-	100.0	-	-	100.0	441	.5	163,140
After Nov. 30 ...	-	96.5	3.5	-	100.0	119,123	100.0	-	-	-	-	-	-	-	119,123
All periods ...	*	94.5	5.5	*	100.0	2,730,505	99.8	-	85.8	14.2	-	100.0	6,259	.2	2,736,764
VIRGINIA															
Prior to Sept. 1 ...	-	-	-	-	-	-	-	-	-	-	-	-	-	-	-
During September ...	-	50.5	48.3	1.2	100.0	1,895	100.0	-	-	-	-	-	-	-	1,895
During October ...	-	88.9	10.9	.2	100.0	4,470	100.0	-	-	-	-	-	-	-	4,470
During November ...	-	99.6	.4	-	100.0	3,113	100.0	-	-	-	-	-	-	-	3,113
After Nov. 30 ...	-	100.0	-	-	100.0	867	100.0	-	-	-	-	-	-	-	867
All periods ...	-	86.0	13.7	.3	100.0	10,345	100.0	-	-	-	-	-	-	-	10,345
ALL OTHERS 5/															
Prior to Sept. 1 ...	-	-	-	-	-	-	-	-	-	-	-	-	-	-	-
During September ...	-	92.5	7.5	-	100.0	5,703	95.6	-	83.2	16.8	-	100.0	262	4.4	5,965
During October ...	-	92.2	7.8	-	100.0	7,295	100.0	-	100.0	-	-	100.0	2	*	7,297
During November ...	-	93.4	.6	-	100.0	2,827	100.0	-	-	-	-	-	-	-	2,827
After Nov. 30 ...	-	92.7	-	.3	100.0	1,078	100.0	-	-	-	-	-	-	-	1,078
All periods ...	-	94.0	6.0	*	100.0	16,903	98.5	-	83.3	16.7	-	100.0	264	1.5	17,167

1/ Cotton 1-1/8 inches and longer in staple was classed for preparation according to tentative standards ("A", "B", and "C", preparation "A" being the smoothest preparation) described in an announcement made by the Secretary of Agriculture on May 20, 1929. In assembling figures for the 1939 crop, "C" and "Below C" (exclusive of gin out) were combined.

2/ Cotton shorter than 1-1/8 inches in staple was classed for preparation in a series of five categories informally set up for that purpose, based on the preparation as shown in each grade box as being normal for the grade. In assembling the figures here shown for cotton shorter than 1-1/8 inches in staple, "Very Rough" and "Rough" were combined.

3/ As reported by the Bureau of the Census.

4/ Quantities in running bales; round bales counted as half bales. Linters excluded.

5/ Includes Illinois and Kentucky.

* Less than 0.05 percent.

Table 11.—Tenderability of upland cotton ginned in the United States, crops of 1930-39, and by States, crop of 1939

State	Crop of	Tenderable 1/						Untenderable								Total crop 2/	
		Staple lengths 7/8 to 1-1/32 inches		Staple lengths 1-1/16 inches and longer		Total tenderable		In grade only		In staple only		In both grade and staple		Total untenderable			
		Bales 3/	Per-cent	Bales 3/	Per-cent	Bales 3/	Per-cent	Bales 3/	Per-cent	Bales 3/	Per-cent	Bales 3/	Per-cent	Bales 3/	Per-cent	Bales 3/	Per-cent
Alabama	1939	707,135	91.9	9,325	1.2	716,460	93.1	36,603	5.0	12,503	1.6	2,130	0.3	53,236	6.9	769,696	100.0
Arizona	1939	91,492	52.8	76,473	45.4	169,965	98.2	2,668	1.5	98	.1	273	.2	3,039	1.8	173,004	100.0
Arkansas	1939	1,013,669	74.5	301,844	22.2	1,315,513	96.7	20,391	1.5	23,502	1.7	478	*	44,371	3.3	1,359,884	100.0
California	1939	44,191	10.2	383,350	88.1	427,541	98.3	6,490	1.5	-	-	1,054	.2	7,544	1.7	435,085	100.0
Florida	1939	4,840	96.2	436	9.1	5,276	91.3	2,174	25.2	686	8.0	474	5.5	3,334	36.7	8,610	100.0
Georgia	1939	809,819	89.2	33,996	3.7	843,815	92.9	35,179	3.9	26,619	2.9	2,286	.3	64,084	7.1	907,899	100.0
Louisiana	1939	516,468	71.9	193,602	27.0	710,070	98.9	3,677	.5	4,073	.6	81	*	7,831	1.1	717,901	100.0
Mississippi ...	1939	702,105	45.7	821,109	53.5	1,523,214	99.2	11,982	.7	894	.1	213	*	13,089	.8	1,536,263	100.0
Missouri	1939	306,111	71.6	78,480	18.3	384,591	89.9	41,260	9.6	84	.2	1,132	.3	43,433	10.1	427,824	100.0
New Mexico	1939	19,201	20.5	66,553	70.9	85,754	91.4	2,434	3.0	2,730	2.9	2,513	2.7	8,077	8.6	93,831	100.0
North Carolina	1939	361,207	78.2	74,369	16.1	435,576	94.3	19,999	4.3	5,851	1.3	329	.1	26,139	5.7	461,715	100.0
Oklahoma	1939	430,690	84.1	1,029	.2	431,719	84.3	8,700	1.7	99,331	11.6	12,100	2.4	80,131	15.7	511,850	100.0
South Carolina	1939	745,617	87.5	88,852	10.4	834,469	97.9	17,161	2.0	286	*	165	*	17,612	2.1	852,081	100.0
Tennessee	1939	357,840	82.6	50,585	11.7	407,765	94.3	11,616	2.7	12,773	2.9	289	.1	24,618	5.7	432,383	100.0
Texas	1939	2,149,916	78.6	98,943	3.6	2,248,859	82.2	34,372	1.3	412,706	15.0	40,827	1.5	467,905	17.8	2,716,764	100.0
Virginia	1939	9,319	90.1	106	1.0	9,425	91.1	780	7.5	91	.9	49	.5	980	8.9	10,395	100.0
All other 1/ ..	1939	10,262	99.7	5,099	29.5	15,361	89.2	1,699	10.0	42	.2	105	.6	1,846	10.8	17,167	100.0
All States ..	1930	10,207,200	74.3	1,416,000	10.3	11,623,200	84.6	279,800	2.0	1,737,700	12.7	91,500	.7	2,109,000	15.4	13,732,200	100.0
	1931	12,989,400	78.2	1,644,500	11.1	14,633,900	89.3	761,800	4.6	899,900	5.2	199,600	.9	1,781,300	10.7	16,425,200	100.0
	1932	9,929,400	78.2	1,559,700	12.3	11,489,100	90.5	374,500	2.9	663,800	5.4	153,900	1.2	1,212,200	9.5	12,701,300	100.0
	1933	10,177,900	80.4	1,604,900	12.7	11,782,800	93.1	332,400	2.6	485,200	3.9	53,900	.4	871,500	6.9	12,654,300	100.0
	1934	6,822,300	72.1	1,696,400	18.0	8,518,700	90.1	156,300	1.6	743,600	7.9	39,400	.4	939,300	9.9	9,458,000	100.0
	1935	6,816,900	65.5	1,517,000	14.6	8,333,900	80.1	748,700	7.2	1,072,000	10.3	248,100	2.4	2,068,800	19.9	10,402,700	100.0
	1936	8,101,300	66.8	2,438,400	20.1	10,539,700	86.9	432,500	3.6	928,700	7.7	222,900	1.8	1,584,100	13.1	12,123,800	100.0
	1937	12,566,900	68.9	2,484,000	13.6	15,050,900	82.5	1,351,600	7.4	1,950,100	8.5	284,500	1.6	3,186,200	17.5	18,237,100	100.0
	1938	7,926,386	68.4	2,970,532	25.6	10,896,918	94.0	191,250	1.6	471,300	4.1	36,950	.3	701,500	6.0	11,598,418	100.0
	1939	8,279,302	72.3	2,286,011	20.0	10,565,313	92.3	299,545	2.3	562,986	4.8	64,438	.6	888,969	7.7	11,452,282	100.0

1/ Tenderable in settlement of futures contracts made subject to sec. 5 of the United States Cotton Futures Act and the regulations of the Secretary of Agriculture thereunder.

2/ As reported by the Bureau of the Census. Number of bales for 1930-37 are rounded figures.

3/ Quantities in running bales; round bales counted as half bales. Linters excluded.

4/ Includes Illinois and Kentucky.

* Less than 0.05 percent.

Table 13.- Grade and staple length of upland cotton ginned in Arizona, crop of 1939

Grade	Shorter than 7/8 inch		7/8 inch		29/32 inch		15/16 inch		31/32 inch		1 inch		1-1/32 inches		1-1/16 inches		1-1/8 inches		1-1/4 inches		1-1/2 inches		1-3/4 inches		All staple lengths			
	Bales	Percent	Bales	Percent	Bales	Percent	Bales	Percent	Bales	Percent	Bales	Percent	Bales	Percent	Bales	Percent	Bales	Percent	Bales	Percent	Bales	Percent	Bales	Percent	Bales	Percent		
Extra Bales																												
1-0-0-M.	-	-	-	-	5	172	1,202	370	57	1,202	1,202	1,202	1,202	1,202	1,202	1,202	1,202	1,202	1,202	1,202	1,202	1,202	1,202	1,202	1,202	1,202	1,202	
2-0-0-M.	-	-	-	-	173	52	1,575	465	73	2,148	618	1,782	510	1,470	420	1,155	330	924	264	726	210	576	168	468	132	366		
3-0-0-M.	-	-	-	-	1,485	425	4,217	1,195	1,713	4,930	1,367	3,813	1,067	2,976	826	2,304	642	1,788	498	1,390	384	1,068	294	816	228	624		
4-0-0-M.	94	26	391	100	2,180	605	6,163	1,735	4,817	13,543	3,764	10,517	2,918	8,106	2,242	6,224	1,724	4,776	1,316	3,652	1,004	2,808	772	2,140	592			
5-0-0-M.	2	1	65	18	310	86	866	242	266	742	206	572	158	438	120	330	90	246	66	180	48	132	36	96	26			
6-0-0-M.	2	1	22	6	105	29	287	80	22	607	169	470	129	358	98	270	74	204	56	150	41	112	31	84	23			
7-0-0-M.	-	-	15	4	6	2	4	1	4	4	1	4	1	4	1	4	1	4	1	4	1	4	1	4	1	4		
Total	96	26	604	164	4,601	1,284	13,148	3,643	10,148	28,291	7,777	21,566	5,955	16,340	4,468	12,324	3,396	9,324	2,552	7,044	1,896	5,248	1,424	3,924	1,068	2,924		
Bales																												
1-0-0-M.	-	-	-	-	-	-	-	-	-	-	-	-	-	-	-	-	-	-	-	-	-	-	-	-	-	-	-	
2-0-0-M.	-	-	-	-	-	-	-	-	-	-	-	-	-	-	-	-	-	-	-	-	-	-	-	-	-	-	-	
3-0-0-M.	-	-	-	-	-	-	-	-	-	-	-	-	-	-	-	-	-	-	-	-	-	-	-	-	-	-	-	
4-0-0-M.	-	-	-	-	-	-	-	-	-	-	-	-	-	-	-	-	-	-	-	-	-	-	-	-	-	-	-	
5-0-0-M.	2	1	77	21	391	107	1,071	295	301	838	231	644	176	486	132	366	99	270	74	204	56	150	41	112	31	84		
6-0-0-M.	13	4	52	14	241	66	661	182	471	1,292	354	976	265	734	199	546	149	408	111	300	80	216	58	156	42	112		
7-0-0-M.	2	1	23	6	101	28	276	75	20	55	15	41	11	29	8	21	6	15	4	10	3	8	2	5	1	3		
8-0-0-M.	-	-	4	1	12	3	6	2	6	12	3	12	3	12	3	12	3	12	3	12	3	12	3	12	3	12	3	
9-0-0-M.	-	-	-	-	-	-	-	-	-	-	-	-	-	-	-	-	-	-	-	-	-	-	-	-	-	-	-	
Total	82	22	752	207	5,213	1,432	14,960	4,093	11,297	31,047	8,447	23,232	6,213	17,170	4,533	12,424	3,333	9,058	2,397	6,552	1,724	4,678	1,248	3,376	896	244		
Spottels																												
1-0-0-M.	-	-	-	-	29	8	67	18	15	41	11	29	8	21	6	15	4	10	3	8	2	5	1	3	1	3		
2-0-0-M.	-	-	114	31	465	127	1,268	346	934	2,532	683	1,865	509	1,394	376	1,026	280	756	206	564	152	412	110	296	80	216		
3-0-0-M.	-	-	257	70	954	262	2,582	708	1,906	5,202	1,421	3,881	1,054	2,876	780	2,126	576	1,560	424	1,144	310	836	226	612	164	444		
4-0-0-M.	107	29	414	112	1,559	427	4,282	1,171	3,110	8,516	2,302	6,218	1,673	4,564	1,242	3,366	906	2,462	666	1,806	486	1,314	354	954	258	696		
5-0-0-M.	105	28	342	92	1,259	345	3,456	944	2,532	6,988	1,896	5,192	1,404	3,816	1,026	2,808	756	2,052	556	1,506	402	1,086	292	786	212	572		
6-0-0-M.	-	-	678	184	2,582	708	7,201	1,970	5,270	14,464	3,944	10,688	2,856	7,776	2,088	5,712	1,536	4,176	1,128	3,048	816	2,208	596	1,612	432	1,144		
Total	212	57	1,634	441	6,085	1,664	18,958	5,200	14,308	41,813	11,213	30,586	8,045	21,912	5,760	15,576	4,161	11,217	2,991	8,044	2,136	5,760	1,536	4,176	1,128	3,048		
Flagged																												
1-0-0-M.	-	-	-	-	-	-	-	-	-	-	-	-	-	-	-	-	-	-	-	-	-	-	-	-	-	-	-	
2-0-0-M.	-	-	-	-	-	-	-	-	-	-	-	-	-	-	-	-	-	-	-	-	-	-	-	-	-	-	-	
3-0-0-M.	15	4	-	-	19	5	19	5	19	5	19	5	19	5	19	5	19	5	19	5	19	5	19	5	19	5	19	
4-0-0-M.	-	-	-	-	-	-	-	-	-	-	-	-	-	-	-	-	-	-	-	-	-	-	-	-	-	-	-	
5-0-0-M.	-	-	-	-	-	-	-	-	-	-	-	-	-	-	-	-	-	-	-	-	-	-	-	-	-	-	-	
6-0-0-M.	-	-	-	-	-	-	-	-	-	-	-	-	-	-	-	-	-	-	-	-	-	-	-	-	-	-	-	
7-0-0-M.	-	-	-	-	-	-	-	-	-	-	-	-	-	-	-	-	-	-	-	-	-	-	-	-	-	-	-	
Total	15	4	-	-	19	5	19	5	19	5	19	5	19	5	19	5	19	5	19	5	19	5	19	5	19	5	19	
Below grade 1/2	10	3	-	-	-	-	-	-	-	-	-	-	-	-	-	-	-	-	-	-	-	-	-	-	-	-	-	
All grades	335	89	1,634	441	6,085	1,664	18,958	5,200	14,308	41,813	11,213	30,586	8,045	21,912	5,760	15,576	4,161	11,217	2,991	8,044	2,136	5,760	1,536	4,176	1,128	3,048		
All grades by length	0.2	0.9	0.5	0.5	5.1	5.1	6.6	6.6	8.1	8.1	13.3	25.9	32.5	32.5	32.5	32.5	32.5	32.5	32.5	32.5	32.5	32.5	32.5	32.5	32.5	32.5		
Percent	Percent	Percent	Percent	Percent	Percent	Percent	Percent	Percent	Percent	Percent	Percent	Percent	Percent	Percent	Percent	Percent	Percent	Percent	Percent	Percent	Percent	Percent	Percent	Percent	Percent	Percent	Percent	

1/2 Discrepancy in settlement of futures contracts subject to sec. 5 of the United States Cotton Futures Act and the regulations of the Secretary of Agriculture thereunder.
 2/2 *No staple* denotes bales for which no specific length is assigned because of character defects.
 3/2 Quantities in running bales, finishers excluded.
 4/2 Includes all samples lower in grade than the lowest official standard for the corresponding color group.
 5/2 As reported by the Bureau of the Census.
 * Less than 0.05 percent.

Table 14.- Grade and staple length of upland cotton ginned in Arkansas, crop of 1939

Grade	Shorter than 7/8 inch	7/8 inch	89/32 inch	19/16 inch	31/32 inch	3 inch	1-1/32 inches	1-1/16 inches	1-5/32 inches	1-3/16 inches	1-7/32 inches	1-1/8 inches and longer	No staple 3/4" or longer	All staple lengths
Bales														
1-1/8"	1,256	1,922	1,692	2,972	4,060	6,238	8,268	549	2,687	—	—	—	—	—
1-1/16"	5,666	12,579	15,962	25,533	46,794	60,909	64,303	1,174	1,744	37	14	72	—	36,994
5-8"	5,102	31,027	21,677	80,715	69,160	85,485	31,618	13,951	4,824	682	209	532	—	378,474
1-1/4"	3,899	16,893	21,664	36,718	64,396	79,377	50,980	7,058	2,946	1,059	669	1,201	—	531,000
1-1/8"	604	3,146	4,039	6,983	8,197	9,864	8,966	982	2,778	1,059	469	318	—	358,980
1-1/16"	117	2,791	2,438	3,011	2,022	627	2,937	80	—	—	—	—	—	51,578
9-8-0-1/4"	14	1,758	784	628	286	25	150	—	—	—	—	—	—	12,017
9-8-0-1/8"	—	—	—	—	—	—	—	—	—	—	—	—	—	3,050
Total	17,176	55,096	68,166	114,394	196,917	231,930	194,463	29,644	9,869	3,402	1,531	2,691	—	1,146,794
Spools														
1-1/8"	638	691	515	874	695	533	166	37	—	—	—	14	—	4,494
1-1/16"	2,684	7,978	7,978	10,022	14,075	14,513	6,085	2,517	146	37	19	59	—	77,173
5-8"	2,099	8,998	7,090	11,160	14,836	16,161	10,501	6,953	2,890	111	19	95	—	79,394
1-1/4"	99	372	332	205	379	295	117	18	—	—	—	—	—	2,097
1-1/8"	—	187	75	80	40	33	—	—	—	—	—	—	—	465
Total	6,530	15,395	16,066	28,301	30,003	31,970	28,396	12,161	346	168	38	170	—	165,377
Triangles														
1-1/8"	—	—	—	—	—	—	—	—	—	—	—	—	—	—
1-1/16"	—	—	—	—	—	—	—	—	—	—	—	—	—	—
5-8"	—	—	—	—	—	—	—	—	—	—	—	—	—	—
1-1/4"	—	—	—	—	—	—	—	—	—	—	—	—	—	—
Total	—	—	—	—	—	—	—	—	—	—	—	—	—	—
Graps														
1-1/8"	—	—	—	—	—	—	—	—	—	—	—	—	—	—
1-1/16"	—	—	—	—	—	—	—	—	—	—	—	—	—	—
5-8"	160	1,507	872	605	1,652	2,099	1,362	19	—	—	—	—	—	147
1-1/4"	—	204	194	189	169	111	137	—	—	—	—	—	—	6,911
Total	160	1,711	1,066	1,066	1,660	2,210	1,524	19	—	—	—	—	—	7,058
Below grade 1/2" or longer	75	534	418	174	100	—	—	—	—	—	—	—	—	1,180
All grades	27,941	72,621	85,660	141,940	229,200	267,409	236,769	167,996	9,415	3,570	1,469	2,461	39	1,995,494
All grades by length	1.8	5.3	6.3	10.4	16.8	19.7	17.4	12.5	0.7	0.3	0.1	0.2	—	100.0

1/ Unavailable in settlement of futures contracts subject to sec. 5 of the United States Cotton Futures Act and the regulations of the Secretary of Agriculture thereunder.
 2/ 7/8 staples' fabric bales for which no specific length is assigned because of character defects.
 3/ Quantities in running bales; round bales counted as half bales. Lists included.
 4/ Includes all staples lower in grade than the lowest official standard for the corresponding color group.
 5/ As reported by the Bureau of the Census.

* Less than 0.05 percent.

Table 15.- Grade and staple length of upland cotton ginned in California, crop of 1939

Grade	Shorter than 7/8 inch $\frac{1}{2}$	7/8 inch $\frac{1}{2}$	29/32 inch $\frac{1}{2}$	15/16 inch $\frac{1}{2}$	31/32 inch $\frac{1}{2}$	1 inch $\frac{1}{2}$	1-1/32 inches $\frac{1}{2}$	1-1/16 inches $\frac{1}{2}$	1-1/8 inches $\frac{1}{2}$	1-5/16 inches $\frac{1}{2}$	1-3/16 inches $\frac{1}{2}$	1-1/4 inches $\frac{1}{2}$	1-1/2 inches $\frac{1}{2}$	1-3/4 inches $\frac{1}{2}$	2 inches $\frac{1}{2}$	All staple lengths $\frac{1}{2}$	Percent
Extra Balles																	
1-0-0.M.	-	-	-	-	-	-	63	1,974	899	43	-	-	-	-	-	5,634	1.3
2-0-0.M.	-	-	-	-	-	280	8,003	29,364	24,243	890	7	-	-	-	-	106,841	24.4
3-0-0.M.	-	-	-	-	-	401	7,034	16,276	41,778	1,632	15	-	-	-	-	169,950	36.9
4-0-0.M.	-	-	-	-	-	183	1,272	5,913	3,775	163	-	-	-	-	-	14,234	3.2
5-0-0.M.	-	-	-	-	-	24	127	184	88	-	-	-	-	-	-	467	1.1
6-0-0.M.	-	-	-	-	-	-	-	-	-	-	-	-	-	-	-	-	-
Total	-	-	34	22	34	891	12,853	53,678	70,996	2,728	22	-	-	-	-	300,803	66.1
White																	
1-0-0.M.	-	-	-	-	-	-	-	-	-	-	-	-	-	-	-	-	-
2-0-0.M.	-	-	-	-	-	-	28	96	-	-	-	-	-	-	-	69	-
3-0-0.M.	-	-	-	-	-	215	1,222	4,423	1,023	-	-	-	-	-	-	15,176	3.5
4-0-0.M.	-	-	-	-	-	1,292	7,696	16,757	6,132	87	-	-	-	-	-	78,662	18.5
5-0-0.M.	-	-	-	-	-	1,253	3,416	8,732	5,742	17	-	-	-	-	-	23,062	5.1
6-0-0.M.	-	-	-	-	-	400	2,484	5,176	651	-	-	-	-	-	-	4,931	1.1
7-0-0.M.	-	-	-	-	-	1,200	918	90	-	-	-	-	-	-	-	2,332	0.5
8-0-0.M.	-	-	-	-	-	279	600	66	-	-	-	-	-	-	-	3,262	0.7
9-0-0.M.	-	-	-	-	-	369	9	9	-	-	-	-	-	-	-	-	-
Total	940	1,253	404	2,602	2,675	7,373	19,188	50,373	7,666	106	8	-	-	-	-	128,361	29.5
Spotted																	
1-0-0.M.	-	-	-	-	-	-	-	51	-	-	-	-	-	-	-	51	-
2-0-0.M.	-	-	-	-	-	56	62	1,147	294	-	-	-	-	-	-	2,071	0.5
3-0-0.M.	-	-	-	-	-	293	298	86	36	-	-	-	-	-	-	1,428	0.3
4-0-0.M.	-	-	-	-	-	135	36	8	-	-	-	-	-	-	-	1,422	0.3
5-0-0.M.	-	-	-	-	-	-	-	-	-	-	-	-	-	-	-	17	-
Total	23	16	68	498	422	757	466	998	890	-	-	-	-	-	-	4,999	1.0
Staple																	
1-0-0.M.	-	-	-	-	-	-	-	-	-	-	-	-	-	-	-	-	-
2-0-0.M.	-	-	-	-	-	-	-	-	-	-	-	-	-	-	-	-	-
3-0-0.M.	-	-	-	-	-	2	5	-	-	-	-	-	-	-	-	6	-
4-0-0.M.	-	-	-	-	-	2	9	-	-	-	-	-	-	-	-	14	-
5-0-0.M.	-	-	-	-	-	-	-	-	-	-	-	-	-	-	-	-	-
6-0-0.M.	-	-	-	-	-	-	-	-	-	-	-	-	-	-	-	-	-
7-0-0.M.	-	-	-	-	-	-	-	-	-	-	-	-	-	-	-	-	-
Total	5	-	-	2	2	2	9	-	-	-	-	-	-	-	-	20	-
Minor grade $\frac{1}{2}$ / $\frac{1}{2}$	492	444	28	240	148	175	-	-	-	-	-	-	-	-	-	85	0.3
All grades	1,009	1,673	534	3,304	3,256	9,198	10,640	79,092	79,092	2,834	30	-	-	-	-	317,099	100.0
All grades by length	0.2	0.4	0.1	0.6	0.8	2.1	7.5	31.4	14.2	0.7	-	-	-	-	-	100.0	-

$\frac{1}{2}$ Considerable in settlement of futures contracts subject to sec. 5 of the United States Cotton Futures Act and the regulations of the Secretary of Agriculture thereunder.
 $\frac{1}{2}$ No staples' denotes bales for which no specific length is assigned because of character defects.
 $\frac{1}{2}$ Quantities in running bales. Hinters excluded.
 $\frac{1}{2}$ Includes all samples lower in grade than the lowest official standard for the corresponding color group.
 $\frac{1}{2}$ As reported by the Bureau of the Census.
 * Less than 0.05 percent.

Table 15.- Grades and staple lengths of upland cotton ginned in Florida, crop of 1939

Grade	Shorter than 7/8 inch $\frac{1}{2}$	7/8 inch	89/32 inch	15/16 inch	31/32 inch	1 inch	1-1/32 inches	1-1/16 inches	1-1/8 inches	1-5/32 inches	1-3/16 inches	1-7/32 inches	1-1/4 inches and longer	All staple lengths	
														Bales $\frac{1}{2}$	Percent
White:															
1-6.7.	-	-	-	-	-	-	-	-	-	-	-	-	-	-	-
2-6.0.	-	-	-	-	-	-	-	-	-	-	-	-	-	-	-
3-5.3.	-	-	-	-	-	-	-	-	-	-	-	-	-	-	-
4-4.6.	-	-	-	-	-	-	-	-	-	-	-	-	-	-	-
5-3.9.	13	91	25	94	39	54	66	118	29	13	600	-	-	7.0	-
6-3.2.	77	319	260	331	228	153	79	195	27	67	1,695	-	-	19.7	-
7-2.5.	136	597	180	290	124	68	59	-	-	-	1,104	-	-	12.8	-
8-1.8.	3	36	6	36	13	-	-	-	-	-	64	-	-	.7	-
9-1.1.	8	-	-	-	-	-	-	-	-	-	90	-	-	.6	-
Total	295	795	431	697	404	389	204	263	66	80	-	-	-	3,314	40.8
Spotted:															
1-6.6.	-	-	-	-	-	-	-	-	-	-	-	-	-	-	-
2-5.9.	15	-	-	13	-	40	-	-	-	-	-	-	-	66	-
3-5.2.	147	759	293	361	339	213	64	27	-	-	2,343	-	-	26.8	-
4-4.5.	129	655	262	319	321	205	27	40	-	-	2,236	-	-	25.0	-
5-3.8.	15	88	53	70	33	15	-	-	-	-	270	-	-	3.1	-
Total	902	1,292	548	793	693	471	91	67	-	-	-	-	-	5,097	56.7
Stripped:															
1-6.5.	-	-	-	-	-	-	-	-	-	-	-	-	-	-	-
2-5.8.	-	15	-	-	-	-	-	-	-	-	-	-	-	-	-
3-5.1.	-	15	-	-	-	-	-	-	-	-	-	-	-	-	-
4-4.4.	-	-	-	-	-	-	-	-	-	-	-	-	-	-	-
5-3.7.	-	-	-	-	-	-	-	-	-	-	-	-	-	-	-
Total	13	30	-	-	-	-	-	-	-	-	-	-	-	39	.5
All grades	1,160	2,223	1,019	1,490	1,097	800	295	330	66	80	-	-	-	8,610	100.0
All grades by length	13.5	27.1	11.6	16.7	12.7	9.3	3.4	3.6	0.8	0.9	-	-	-	100.0	-

$\frac{1}{2}$ Understandable in settlement of futures contracts subject to sec. 5 of the United States Cotton Futures Act and the regulations of the Secretary of Agriculture thereunder.
 $\frac{1}{4}$ Quantities remaining after strippers extracted.
 $\frac{3}{4}$ As reported by the Bureau of the Census

Table 37.- Grade and staple length of upland cotton ginned in Georgia, crop of 1939

Grade	Shorter than 7/8 inch $\frac{3}{8}$	7/8 inch	29/32 inch	15/16 inch	31/32 inch	1 inch	1-1/32 inches	1-1/16 inches	1-1/8 inches	1-1/4 inches	1-3/16 inches	1-1/2 inches	1-3/4 inches	2 inches	All staples longer	All staples length
Extra bales:																
1-0.0.M.	-	-	37	52	40	42	163	16	-	-	-	-	-	-	1,110	0.1
2-0.0.M.	-	-	17	17	66	171	35	-	-	-	-	-	-	-	311	69
3-0.0.M.	-	-	37	35	35	-	-	17	-	-	-	-	-	-	80	80
4-0.0.M.	-	-	-	62	18	-	-	-	-	-	-	-	-	-	80	80
5-0.0.M.	-	-	-	18	-	-	-	-	-	-	-	-	-	-	80	80
6-0.0.M.	-	-	-	-	-	-	-	-	-	-	-	-	-	-	80	80
Total	-	-	34	149	549	615	1,398	33	-	-	-	-	-	-	1,518	12
White:																
1-0.0.M.	-	-	-	-	-	-	-	16	-	-	-	-	-	-	-	-
2-0.0.M.	66	35	2,375	86	385	612	1,268	206	-	-	-	-	-	-	32	32
3-0.0.M.	146	146	2,730	32,370	57,081	11,564	7,259	2,370	1,053	66	-	-	-	-	1,079	42
4-0.0.M.	3,378	17,639	12,760	12,794	27,061	17,564	17,259	11,564	225	17	-	-	-	-	44,090	43
5-0.0.M.	15,403	52,028	43,380	72,794	22,131	16,136	14,534	9,152	327	37	-	-	-	-	207,127	683
6-0.0.M.	5,125	14,715	11,367	16,825	14,058	11,127	4,281	4,281	33	172	-	-	-	-	80,528	81
7-0.0.M.	281	1,777	1,825	1,126	1,094	235	15	16	-	-	-	-	-	-	5,907	43
8-0.0.M.	290	-	1,800	1,800	99	69	15	16	-	-	-	-	-	-	771	11
Total	24,012	67,696	77,652	131,061	160,318	191,146	66,716	28,314	1,219	343	477	267	72	-	791,569	872
Spotted:																
1-0.0.M.	17	57	648	57	91	200	50	17	-	-	-	-	-	-	149	14
2-0.0.M.	312	1,061	648	1,961	3,324	3,956	939	894	17	-	-	-	-	-	12,722	114
3-0.0.M.	2,519	8,024	6,310	12,613	17,598	17,598	9,949	562	35	15	-	-	-	-	70,642	748
4-0.0.M.	1,697	4,564	3,025	4,980	6,856	5,810	2,101	348	72	12	-	-	-	-	24,585	311
5-0.0.M.	94	81	117	149	191	377	182	62	-	-	-	-	-	-	1,875	11
Total	4,639	14,013	10,310	19,955	27,600	27,714	6,201	1,853	63	15	-	-	-	-	113,710	1245
Flagged:																
1-0.0.M.	-	-	-	-	-	-	-	-	-	-	-	-	-	-	-	-
2-0.0.M.	15	15	-	-	46	22	-	-	-	-	-	-	-	-	41	41
3-0.0.M.	-	-	12	-	15	-	-	-	-	-	-	-	-	-	15	15
4-0.0.M.	-	-	-	-	15	-	-	-	-	-	-	-	-	-	16	16
5-0.0.M.	-	-	-	-	-	-	-	-	-	-	-	-	-	-	-	-
6-0.0.M.	-	-	-	-	-	-	-	-	-	-	-	-	-	-	-	-
7-0.0.M.	-	-	-	-	-	-	-	-	-	-	-	-	-	-	-	-
Total	-	-	12	-	75	22	-	-	-	-	-	-	-	-	128	128
Gray:																
1-0.0.M.	-	-	-	-	-	-	-	-	-	-	-	-	-	-	-	-
2-0.0.M.	-	-	-	-	-	-	-	-	-	-	-	-	-	-	-	-
3-0.0.M.	15	162	162	180	62	-	-	-	-	-	-	-	-	-	502	11
4-0.0.M.	15	162	162	180	62	-	-	-	-	-	-	-	-	-	502	11
Total	-	-	15	162	120	62	-	-	-	-	-	-	-	-	502	11
Below grade $\frac{3}{8}$:																
All grades	28,666	97,461	68,170	150,911	188,460	215,528	97,115	29,610	1,302	1,302	477	267	72	239	907,499	100.0
All grades by length	3.2	11.0	9.7	16.6	20.4	24.2	10.7	2.4	0.1	0.1	0.1	0.1	0.1	0.1	100.0	100.0

$\frac{3}{8}$ Measurable in settlement of futures contracts subject to sec. 5 of the United States Cotton Futures Act and the regulations of the Secretary of Agriculture thereunder.
 $\frac{3}{4}$ No staples in sample bales for which no specific length is assigned because of character defects.
 $\frac{1}{2}$ Quantities in running bales. Lists included.
 $\frac{1}{4}$ Includes all samples lower in grade than the lowest official standard for the corresponding color group.
 $\frac{1}{8}$ As reported by the Bureau of the Census.
 * Less than 0.05 percent.

Table 20.- Grade and staple length of upland cotton ginned in Missouri, crop of 1939

Grade	Shorter than 7/8 inch	7/8 inch	29/32 inch	15/16 inch	31/32 inch	1 inch	1-1/32 inches	1-1/16 inches	1-1/8 inches	1-5/32 inches	1-3/16 inches	1-1/4 inches and longer	All staple lengths	
													Bales ² / ₁₀₀	Percent
White														
L-0.M.	-	-	-	-	-	-	-	-	-	-	-	-	-	-
L-0.M.	-	31	20	119	279	1,044	1,281	1,136	285	-	-	-	-	-
L-0.M.	141	346	540	1,281	5,240	12,695	21,227	16,676	4,265	20	20	-	3,626	0.8
S-0.M.	258	274	1,047	3,624	12,220	27,777	39,407	29,951	8,745	203	80	-	65,646	14.9
S-0.M.	77	1,460	3,975	10,790	29,236	40,694	24,042	9,464	2,395	20	20	-	122,776	28.5
T-0.M.	294	1,941	4,890	8,998	11,465	8,951	3,471	970	132	-	-	-	40,549	9.5
S-0.0.	340	2,562	8,071	6,981	3,465	1,183	71	-	-	-	-	-	29,873	6.0
S-0.0.	665	4,932	4,159	3,168	1,306	306	58	-	-	-	-	-	14,652	3.4
Total	1,653	14,155	22,742	34,961	65,369	91,730	90,387	54,217	15,123	143	-	-	392,708	91.8
Spotted														
L-0.M.	-	-	18	20	82	143	162	60	41	-	-	-	547	1.1
L-0.M.	136	45	171	646	2,264	4,793	5,679	2,820	761	20	-	-	16,282	4.0
S-0.M.	53	117	227	1,113	3,689	4,474	3,277	1,722	334	20	-	-	14,545	3.4
S-0.M.	-	128	18	146	161	74	-	-	-	-	-	-	14,651	3.4
T-0.M.	-	119	97	22	56	-	-	-	-	-	-	-	294	1.1
Total	189	467	532	1,948	5,812	9,469	9,132	4,074	1,136	20	-	-	33,029	7.7
Flagged														
L-0.M.	-	-	-	-	-	-	-	-	-	-	-	-	-	-
L-0.M.	-	-	-	-	-	-	-	-	-	-	-	-	-	-
S-0.M.	-	-	18	-	-	-	-	-	-	-	-	-	-	-
S-0.M.	-	48	133	71	71	18	-	-	-	-	-	-	18	0.0
T-0.M.	-	-	-	-	-	-	-	-	-	-	-	-	337	1.1
Total	-	48	151	71	69	18	-	-	-	-	-	-	373	1.1
Over														
L-0.M.	22	36	107	294	208	195	53	-	-	-	-	-	915	2.2
L-0.M.	-	18	-	36	-	-	-	-	-	-	-	-	72	0.0
S-0.M.	-	-	-	-	-	-	-	-	-	-	-	-	-	-
Total	22	54	145	330	208	195	53	-	-	-	-	-	987	2.2
Below grade 3/4														
L-0.M.	109	366	-	36	178	18	-	-	-	-	-	-	727	2.2
L-0.M.	1,973	15,777	23,590	37,346	69,676	101,460	99,572	54,291	17,299	163	-	-	427,424	100.0
Total	2,082	16,143	23,590	37,382	70,054	101,478	99,584	54,322	17,317	163	-	-	427,424	100.0
All grades by length														
Shorter than 7/8 inch	0.5	3.7	5.5	8.7	16.3	23.7	23.3	13.6	4.0	0.6	-	-	100.0	

¹ Undesirable in settlement of futures contracts subject to sec. 5 of the United States Cotton Futures Act and the regulations of the Secretary of Agriculture thereunder.

² Quantities in running bales. Lists excluded.

³ Includes all samples lower in grade than the lowest official standard for the corresponding color group.

⁴ As reported by the Bureau of the Census.

* Less than 0.05 percent.

Table 23.- Grade and staple length of upland cotton ginned in New Mexico, crop of 1939

Grade	Shorter than 7/8 inch	7/8 inch	29/32 inch	15/16 inch	31/32 inch	1 inch	1-1/32 inches	1-1/16 inches	1-1/8 inches	1-1/4 inches	1-1/2 inches	1-3/4 inches	2 inches	All staple lengths	
															Bales
Extra Value:															
1-0.0.	5	209	121	54	94	43	287	1,267	1,059	1,500	57	6	5,708	6.1	
2-0.0.	10	262	137	517	874	1,096	2,453	13,466	5,460	1,000	87	6	40,399	43.2	
3-0.0.	15	122	37	850	295	1,068	1,147	7,750	2,087	28	28	5	28,331	29.9	
4-0.0.	22	22	37	295	295	1,068	1,147	7,750	2,087	28	28	5	1,409	1.5	
5-0.0.	34	34	34	151	7	11	11	15	15	15	15	15	218	2.2	
6-0.0.	7	7	7	7	7	7	7	7	7	7	7	7	218	2.2	
7-0.0.	7	7	7	7	7	7	7	7	7	7	7	7	218	2.2	
8-0.0.	7	7	7	7	7	7	7	7	7	7	7	7	218	2.2	
9-0.0.	7	7	7	7	7	7	7	7	7	7	7	7	218	2.2	
Total	1,200	636	203	972	3,160	2,066	6,999	22,329	8,493	2,274	372	6	72,158	77.0	
Value:															
1-0.0.	-	-	-	-	-	-	-	-	-	-	-	-	-	-	
2-0.0.	-	-	-	-	-	-	-	-	-	-	-	-	-	-	
3-0.0.	-	-	-	-	-	-	-	-	-	-	-	-	-	-	
4-0.0.	247	35	5	23	18	52	460	2,115	367	10	10	10	777	4.8	
5-0.0.	317	167	62	827	461	758	638	618	100	6	6	6	2,013	9.4	
6-0.0.	40	99	8	169	124	52	93	18	6	6	6	6	2,013	9.4	
7-0.0.	14	25	14	82	14	14	14	14	14	14	14	14	1,168	1.2	
8-0.0.	14	27	14	82	14	14	14	14	14	14	14	14	492	2.5	
9-0.0.	14	27	14	82	14	14	14	14	14	14	14	14	200	2.2	
Total	714	348	107	1,123	653	1,113	1,197	3,198	2,610	555	30	6	12,031	12.8	
Spotted:															
1-0.0.	53	15	27	10	24	48	55	216	101	20	9	9	251	6	
2-0.0.	229	62	27	236	267	279	295	347	373	100	10	10	2,409	2.6	
3-0.0.	20	149	20	288	396	202	81	49	45	10	10	10	1,138	1.9	
4-0.0.	478	519	19	470	149	22	-	-	-	-	-	-	2,594	1.3	
5-0.0.	895	812	8	287	21	-	-	-	-	-	-	-	2,137	2.3	
Total	2,175	1,627	104	1,371	697	571	531	682	397	120	19	6	6,682	9.2	
Tripled:															
1-0.0.	5	5	-	-	-	-	-	-	-	-	-	-	5	5	
2-0.0.	499	19	7	7	7	7	7	7	7	7	7	7	492	5	
3-0.0.	157	14	-	-	-	-	-	-	-	-	-	-	185	2	
4-0.0.	-	-	-	-	-	-	-	-	-	-	-	-	-	-	
5-0.0.	608	38	7	7	7	14	-	-	-	-	-	-	694	7	
Total	1,272	56	-	-	-	-	-	-	-	-	-	-	326	3	
Below grade 1/2															
All grades	4,889	2,495	421	3,473	2,870	3,784	6,617	26,125	28,490	5,482	2,203	6	95,611	100.0	
By length	5-2	3-0	0-4	3-7	3-1	4-0	9-2	27-9	30-3	10-1	2-5	0-2	100.0		

1/ Unacceptable in settlement of futures contracts subject to sec. 5 of the United States Cotton Futures Act and the regulations of the Secretary of Agriculture thereunder.
 2/ *90 percent base bales for which no specific length is assigned because of character defects.
 3/ Quantities in running bales, linters excluded.
 4/ Includes all samples lower in grade than the lowest official standard for the corresponding color group.
 5/ As reported by the Bureau of the Census.
 * Less than 0.05 percent.

Table 25.—Grade and staple length of upland cotton ginned in Tennessee, crop of 1933

Grade	Bales No. bales 7 1/8 inch	7 1/8 inch	29/32 inch	15/16 inch	31/32 inch	1 inch	1-1/32 inches	1-1/16 inches	1-1/8 inches	1-5/32 inches	1-3/16 inches	1-1/4 inches and longer	No. bales	All staples longer	
														Bales	Percent
Bales:															
1-4 1/8	-	-	-	-	-	-	-	-	-	-	-	-	-	-	-
2-4 1/8	265	147	109	467	1,893	2,357	2,107	266	11	-	-	-	-	8,263	1.2
3-4 1/8	1,329	8,296	2,335	4,601	10,151	17,537	15,097	8,569	627	97	17	-	-	67,283	17.2
4-4 1/8	1,479	6,796	10,137	15,370	25,271	33,921	31,929	11,999	232	232	41	20	-	151,726	31.2
5-4 1/8	2,930	9,479	11,666	16,759	20,755	30,559	14,156	6,651	1,355	158	34	-	-	109,952	28.4
6-4 1/8	86	739	1,023	2,157	1,733	1,733	566	160	762	-	-	-	-	4,143	1.9
7-4 1/8	-	1,000	1,367	1,774	1,609	1,171	34	166	17	-	-	-	-	5,696	1.5
8-4 1/8	15	1,505	953	965	893	105	37	37	-	-	-	-	-	3,770	1.3
Total	1,759	22,899	28,078	41,936	60,766	79,371	95,896	26,947	3,034	589	132	20	-	335,581	71.6
Spotted:															
1-4 1/8	257	135	116	300	990	899	262	162	135	17	39	-	-	2,782	6
2-4 1/8	2,535	5,364	3,394	5,167	8,362	9,361	5,669	1,941	629	17	37	-	-	80,372	9.5
3-4 1/8	33	147	314	434	9,878	9,969	6,709	2,481	278	70	-	-	-	91,165	11.8
4-4 1/8	-	50	17	217	33	17	35	17	-	-	-	-	-	1,437	1.4
Total	5,079	8,998	9,943	13,306	19,159	20,816	12,715	6,501	1,082	67	36	17	-	96,190	22.2
Staple:															
1-4 1/8	8	41	74	-	17	17	-	-	-	-	-	-	-	39	•
2-4 1/8	-	-	-	17	-	-	-	-	-	-	-	-	-	163	•
3-4 1/8	-	-	27	27	-	-	-	-	-	-	-	-	-	37	•
4-4 1/8	-	-	27	61	24	27	-	-	-	-	-	-	-	27	•
Total	8	61	101	98	98	66	-	-	-	-	-	-	-	169	•
Omni:															
1-4 1/8	-	-	-	-	-	-	-	-	-	-	-	-	-	-	-
2-4 1/8	-	-	50	35	17	17	33	17	-	-	-	-	-	167	•
3-4 1/8	-	-	50	33	17	17	33	17	-	-	-	-	-	167	•
Total	50	33	101	68	33	33	66	33	-	-	-	-	-	330	1.1
Below grade 1/2:															
1-4 1/8	-	-	-	-	-	-	-	-	-	-	-	-	-	-	-
2-4 1/8	-	-	-	-	-	-	-	-	-	-	-	-	-	-	-
3-4 1/8	-	-	-	-	-	-	-	-	-	-	-	-	-	-	-
4-4 1/8	-	-	-	-	-	-	-	-	-	-	-	-	-	-	-
Total	-	-	-	-	-	-	-	-	-	-	-	-	-	-	-
All grades	12,691	30,931	37,772	55,462	80,031	97,468	69,462	33,065	16,063	616	166	17	20	432,963	100.0
All grades by length	3.0	7.6	8.7	12.8	14.5	21.5	16.1	7.4	3.0	0.1	•	•	•	100.0	•

1/ Denotes the settlement of futures contracts subject to sec. 5 of the United States Cotton Futures Act and the regulations of the Secretary of Agriculture thereunder.
 2/ No staples are shown below for which no specific length is assigned because of character defects.
 3/ Quantities in rounded bales. Linters excluded.
 4/ Includes all staples lower in grade than the lowest official standard for the corresponding color group.
 5/ As reported by the Bureau of the Census.
 • Less than 0.05 percent.

Table 26.—Grade and staple length of upland cotton ginned in Texas, crop of 1939

Grade	Shorter than 7/8 inch	7/8 inch	7/8 inch	29/32 inch	19/32 inch	31/32 inch	1 inch	1-1/32 inches	1-1/16 inches	1-1/8 inches	1-1/4 inches	1-1/2 inches	1-7/16 inches	1-1/2 inches and longer	No staples		All staple lengths
															Bales	Percent	
Black White:																	
1-1/8" M	-	-	11	263	-	-	-	1,024	137	-	-	-	-	-	-	4,313	0.1
1-1/4" M	-	-	173	1,490	-	-	-	10,373	2,320	-	-	-	-	-	-	12,982	0.8
1-1/2" M	-	20	420	4,956	-	-	-	10,179	2,102	-	-	-	-	-	-	16,257	1.2
1-3/4" M	-	-	279	752	-	-	-	410	141	-	-	-	-	-	-	2,088	0.2
2-1/8" M	-	-	60	100	-	-	-	-	-	-	-	-	-	-	-	160	0.01
2-1/4" M	-	-	-	-	-	-	-	-	-	-	-	-	-	-	-	40	0.001
2-1/2" M	-	-	-	-	-	-	-	-	-	-	-	-	-	-	-	-	-
2-3/4" M	-	-	-	-	-	-	-	-	-	-	-	-	-	-	-	-	-
3-1/8" M	-	-	-	-	-	-	-	-	-	-	-	-	-	-	-	-	-
3-1/4" M	-	-	-	-	-	-	-	-	-	-	-	-	-	-	-	-	-
3-1/2" M	-	-	-	-	-	-	-	-	-	-	-	-	-	-	-	-	-
3-3/4" M	-	-	-	-	-	-	-	-	-	-	-	-	-	-	-	-	-
Total	-	20	1,143	7,511	23,565	21,944	-	51,709	4,709	-	-	-	-	-	-	99,799	2.2
White:																	
1-1/8" M	-	41	267	-	-	-	-	-	-	-	-	-	-	-	-	940	0.001
1-1/4" M	-	4,602	13,405	-	-	-	-	1,072	180	-	-	-	-	-	-	54,535	2.0
1-1/2" M	-	171,408	458,188	-	-	-	-	5,530	3,109	-	-	-	-	-	-	601,284	22.0
1-3/4" M	-	284,921	234,117	-	-	-	-	19,283	694	-	-	-	-	-	-	1,091,090	38.1
2-1/8" M	-	129,451	31,558	-	-	-	-	11,098	174	-	-	-	-	-	-	371,009	13.7
2-1/4" M	-	21,654	11,558	-	-	-	-	3,676	95	-	-	-	-	-	-	54,417	2.4
2-1/2" M	-	4,910	2,752	-	-	-	-	312	42	-	-	-	-	-	-	2,809	0.1
2-3/4" M	-	748	417	-	-	-	-	12	1	-	-	-	-	-	-	2,999	0.1
Total	315,649	985,332	994,025	319,183	188,123	150,396	102,094	37,139	6,443	1,015	-	-	-	-	139	2,153,715	79.1
Spotted:																	
1-1/8" M	1,053	1,005	1,577	1,102	148	187	60	166	17	-	-	-	-	-	-	6,187	0.2
1-1/4" M	61,754	87,104	61,271	37,142	14,388	10,311	28	108	34	-	-	-	-	-	-	274,930	10.1
1-1/2" M	56,647	42,103	32,314	23,576	13,288	4,326	2,072	308	31	-	-	-	-	-	-	1,001,584	6.1
1-3/4" M	8,340	6,903	2,530	1,405	75	33	56	20	-	-	-	-	-	-	-	2,616	0.1
2-1/8" M	1,778	1,238	502	192	102	17	12	20	-	-	-	-	-	-	-	3,676	0.1
Total	102,143	194,842	96,758	62,822	32,272	19,078	3,071	2,895	89	51	-	-	-	-	171	672,202	17.3
Yellow:																	
1-1/8" M	316	202	23	189	164	62	42	-	-	-	-	-	-	-	-	1,154	0.001
1-1/4" M	7,723	3,437	542	742	395	28	48	-	-	-	-	-	-	-	-	11,509	0.8
1-1/2" M	13,260	175	-	69	15	-	-	-	-	-	-	-	-	-	-	4,024	0.3
1-3/4" M	3,529	106	-	16	-	-	-	-	-	-	-	-	-	-	-	3,024	0.2
2-1/8" M	595	3,087	892	1,015	576	70	28	-	-	-	-	-	-	-	-	3,956	0.3
Total	25,194	19,854	1,097	1,851	1,015	209	109	-	-	-	-	-	-	-	23	31,266	1.1
Yellow (stained):																	
1-1/8" M	1,821	286	-	126	21	109	-	-	-	-	-	-	-	-	-	1,489	0.1
1-1/4" M	3,450	104	12	326	12	-	-	-	-	-	-	-	-	-	-	3,718	0.1
1-1/2" M	3,091	51	-	12	16	-	-	-	-	-	-	-	-	-	-	3,718	0.1
Total	8,354	441	12	464	37	109	-	-	-	-	-	-	-	-	-	9,663	0.3
Gray:																	
1-1/8" M	-	-	-	-	-	-	-	-	-	-	-	-	-	-	-	-	-
1-1/4" M	-	-	14	-	-	-	-	-	-	-	-	-	-	-	-	14	0.001
1-1/2" M	15	12	-	12	12	-	-	-	-	-	-	-	-	-	-	39	0.001
Total	15	12	14	12	12	-	-	-	-	-	-	-	-	-	-	53	0.001
Below grade 1/2"	138	-	-	-	-	-	-	-	-	-	-	-	-	-	27	149	0.001
All grades	673,173	744,354	953,705	379,095	221,546	170,732	114,654	61,900	5,775	1,015	-	-	-	-	160	2,736,704	100.0
All grades by length	16.6	27.2	20.2	13.9	6.1	6.2	4.2	2.5	1.1	0.2	-	-	-	-	-	100.0	Percent

1/2" Standard in settlement of futures contracts subject to sec. 5 of the United States Cotton Futures Act and the regulations of the Secretary of Agriculture thereunder.

2/2" The nearest size below the specific length designated in terms of standard length.

3/2" Quantities in number bales round bales and in weight in pounds round to the nearest pound.

4/2" Quantities in number bales round bales and in weight in pounds round to the nearest pound.

5/2" Quantities in number bales round bales and in weight in pounds round to the nearest pound.

6/2" As reported by the Bureau of the Census.

7/2" Less than 0.05 percent.

Table 27.--Grade and staple length of upland cotton classed in Virginia, crop of 1939

Grade	Shorter than 7/8 inch	7/8 inch	29/32 inch	15/16 inch	21/32 inch	1 inch	1-1/32 inches	1-1/16 inches	1-1/8 inches	1-1/4 inches	1-1/2 inches	1-3/4 inches	1-7/8 inches	1-1/2 inches and longer	No staple 3/4" or longer	All staple lengths	
																Bales	Percent
Wales:																	
1-4.0	-	-	-	-	-	-	-	-	-	-	-	-	-	-	-	-	-
2-4.0	-	-	-	-	-	-	-	-	-	-	-	-	-	-	-	-	-
3-4.0	-	-	-	19	11	8	-	-	-	-	-	-	-	-	-	38	0.4
4-4.0	-	112	682	1,653	1,778	1,557	27	30	-	-	-	-	-	-	-	66	8.1
5-4.0	40	312	312	1,653	1,778	1,557	11	31	-	-	-	-	-	-	-	2,716	25.2
6-4.0	40	312	312	1,653	1,778	1,557	-	-	-	-	-	-	-	-	-	2,799	25.1
7-4.0	-	-	-	-	-	-	-	-	-	-	-	-	-	-	-	-	2
8-4.0	-	-	-	-	-	-	-	-	-	-	-	-	-	-	-	-	2
9-4.0	-	-	-	-	-	-	-	-	-	-	-	-	-	-	-	-	2
Total	83	680	1,666	2,508	2,508	1,666	460	95	11	-	-	-	-	-	-	9,217	89.1
Spotwads:																	
1-4.0	-	-	-	-	-	-	-	-	-	-	-	-	-	-	-	-	-
2-4.0	-	-	-	-	-	-	-	-	-	-	-	-	-	-	-	-	-
3-4.0	8	26	48	95	110	38	-	-	-	-	-	-	-	-	-	325	2.1
4-4.0	19	89	107	231	193	114	12	-	-	-	-	-	-	-	-	169	1.4
5-4.0	-	-	-	-	-	-	-	-	-	-	-	-	-	-	-	-	-
6-4.0	-	-	-	-	-	-	-	-	-	-	-	-	-	-	-	-	-
7-4.0	-	-	-	-	-	-	-	-	-	-	-	-	-	-	-	-	-
Total	27	113	155	326	303	152	20	-	-	-	-	-	-	-	-	1,085	10.5
Staples:																	
1-4.0	-	-	-	-	-	-	-	-	-	-	-	-	-	-	-	-	-
2-4.0	-	-	-	-	-	-	-	-	-	-	-	-	-	-	-	-	-
3-4.0	-	-	-	-	-	-	-	-	-	-	-	-	-	-	-	-	-
4-4.0	-	-	-	-	-	-	-	-	-	-	-	-	-	-	-	-	-
5-4.0	-	-	-	-	-	-	-	-	-	-	-	-	-	-	-	-	-
6-4.0	-	-	-	-	-	-	-	-	-	-	-	-	-	-	-	-	-
7-4.0	-	-	-	-	-	-	-	-	-	-	-	-	-	-	-	-	-
Total	-	-	-	-	-	-	-	-	-	-	-	-	-	-	-	-	-
Below grade 1/2	-	-	-	-	-	-	-	-	-	-	-	-	-	-	-	-	-
All grades	110	793	1,821	2,834	2,811	1,760	480	95	11	-	-	-	-	-	-	30	30
All grades by length	1.1	1.7	13.7	27.4	27.2	17.0	4.6	0.9	0.1	-	-	-	-	-	-	0.3	100.0

1/ Underable in settlement of futures contracts subject to sec. 5 of the United States Cotton Futures Act and the regulations of the Secretary of Agriculture thereunder.
 2/ 9/8 staple" denotes bales for which no specific length is assigned because of character defects.
 3/ Quantities in running bales, linters included.
 4/ Includes all staples lower in grade than the lightest official standard for the corresponding color group.
 5/ As reported by the Bureau of the Census.

Table 23.-- Grade and staple length of upland cotton ginned in Alabama during specified periods, crop of 1939 1/

Grade and staple length	Ginnings during specified period					Total crop	Ginnings during specified period					Total crop
	Prior to Sept. 1	September	October	November	After Nov. 30		Prior to Sept. 1	September	October	November	After Nov. 30	
	Bales 2/	Bales 2/	Bales 2/	Bales 2/	Bales 2/		Percent	Percent	Percent	Percent	Percent	
Extra White:												
3-0.W.	-	112	-	-	-	112	-	*	-	-	-	*
4-S.W.	-	169	-	-	-	169	-	*	-	-	-	*
5-W.	-	-	-	-	-	-	-	-	-	-	-	-
6-S.L.W.	-	-	-	-	-	-	-	-	-	-	-	-
7-L.W.	-	-	-	-	-	-	-	-	-	-	-	-
8-S.G.O. 3/	-	-	27	-	-	27	-	-	*	-	-	*
9-0.0. 3/	-	-	-	-	-	-	-	-	-	-	-	-
Total	-	281	27	-	-	308	-	0.1	*	-	-	*
White:												
1-M.F.	-	-	-	-	-	-	-	-	-	-	-	-
2-S.G.M.	-	-	-	-	-	-	-	-	-	-	-	-
3-0.W.	1	106	-	-	-	107	*	*	-	-	-	*
4-S.W.	136	9,940	1,028	60	4	11,168	0.7	2.7	0.3	0.1	0.1	1.5
5-W.	2,570	130,752	60,509	2,730	801	133,422	12.3	33.2	14.9	15.0	13.4	25.1
6-S.L.W.	6,802	146,339	163,719	33,441	2,477	352,638	29.6	40.2	51.1	57.0	46.0	45.8
7-L.W.	3,432	11,769	14,257	6,428	1,103	36,989	16.4	3.2	4.5	11.0	14.4	4.8
8-S.G.O. 3/	434	662	999	478	187	2,762	2.1	.2	.3	.8	3.2	.4
9-0.0. 3/	74	38	54	126	4	296	.4	*	*	.2	.1	*
Total	12,699	283,666	240,566	49,323	4,978	537,362	61.5	79.6	75.1	84.1	63.2	77.6
Spotted:												
3-0.W.	-	-	36	-	-	36	-	-	*	-	-	*
4-S.W.	309	6,603	2,633	108	13	9,866	1.5	1.8	.9	.2	.2	1.3
5-W.	4,915	94,758	57,344	6,661	711	124,349	23.5	15.0	17.9	11.3	11.9	16.2
6-S.L.W. 3/	2,567	12,352	16,804	2,504	274	36,505	12.3	3.4	5.3	4.3	4.7	4.7
7-L.W. 3/	126	57	572	44	-	799	.6	*	.2	.1	-	.1
Total	7,917	73,770	79,549	9,317	1,002	171,595	37.9	20.3	24.9	15.9	16.8	22.3
Tinged:												
3-0.W.	-	-	-	-	-	-	-	-	-	-	-	-
4-S.W.	-	31	36	-	-	67	-	*	*	-	-	*
5-W. 3/	-	98	11	-	-	109	-	*	*	-	-	*
6-S.L.W. 3/	-	-	-	-	-	-	-	-	-	-	-	-
7-L.W. 3/	-	-	-	-	-	-	-	-	-	-	-	-
Total	-	129	47	-	-	176	-	*	*	-	-	*
Gray:												
3-0.W.	-	-	-	-	-	-	-	-	-	-	-	-
4-S.W.	-	-	-	-	-	-	-	-	-	-	-	-
5-W. 3/	-	77	-	-	-	77	-	*	-	-	-	*
Total	-	77	-	-	-	77	-	*	-	-	-	*
Below grade 3/ 3/ . .	128	30	-	-	-	158	.6	*	-	-	-	*
All grades 5/	20,894	363,953	320,229	58,640	5,980	769,696	100.0	100.0	100.0	100.0	100.0	100.0
Staple length												
Shorter than 7/8 3/ . .	1,418	3,745	2,455	470	27	14,475	5.8	2.7	.9	.8	.5	1.9
7/8	3,473	43,572	24,697	4,251	728	77,123	18.5	12.0	7.7	7.2	12.2	10.0
23/32	2,442	47,077	41,804	12,468	1,337	109,528	11.9	12.9	13.1	21.6	20.3	13.7
15/16	3,456	62,737	65,415	18,764	1,429	192,642	16.5	20.7	26.8	32.1	30.5	25.0
31/32	3,236	40,367	67,770	13,052	1,165	146,430	18.6	22.2	27.3	22.3	19.5	24.3
1	4,259	71,577	61,049	6,496	657	144,368	20.4	19.7	14.1	11.7	11.0	16.6
1-1/32	1,216	22,888	13,401	1,422	133	39,060	5.8	6.3	4.2	2.4	2.2	5.1
1-1/16	146	4,756	1,497	540	57	7,356	.7	1.3	.6	.9	1.0	1.0
1-1/8	-	308	439	127	14	888	-	.1	.1	.2	.2	.1
1-1/4	-	120	197	147	18	522	-	*	.1	.3	.3	.1
1-5/16	-	16	134	115	11	276	-	*	*	.2	.2	*
1-3/8	-	74	223	-	-	301	-	*	.1	-	-	*
1-7/16	-	-	27	38	4	69	-	*	*	.1	.1	*
1-1/2 and longer	-	22	-	-	-	22	-	*	-	-	-	*
No staple 3/ 3/	128	30	-	-	-	158	.6	*	-	-	-	*
All lengths 5/	20,894	363,953	320,229	58,640	5,980	769,696	100.0	100.0	100.0	100.0	100.0	100.0

1/ Periods adapted from those used by the Bureau of the Census.

2/ Quantities in running bales. Linters excluded.

3/ Detachable in settlement of futures contracts made subject to sec. 5 of the United States Cotton Futures Act and the regulations of the Secretary of Agriculture thereunder.

4/ Includes all samples which are lower in grade than the lowest official standard for the corresponding color group.

5/ As reported by the Bureau of the Census.

6/ "No staple" denotes bales for which no specific length is assigned because of character defects.

* Less than 0.05 percent.

Table 30.—Grade and staple length of upland cotton ginned in Arizona during specified periods, crop of 1939 1/

Grade and staple length	Ginnings during specified period					Total crop	Ginnings during specified period					Total crop
	Prior to Sept. 1	September	October	November	After Nov. 30		Prior to Sept. 1	September	October	November	After Nov. 30	
	Bales 2/	Bales 2/	Bales 2/	Bales 2/	Bales 2/		Percent	Percent	Percent	Percent	Percent	
Netra Whites:												
3-0.M.	1,044	1,030	740	585	-	3,397	34.7	6.8	1.8	1.1	-	2.0
4-0.M.	1,378	4,269	13,805	10,163	1,585	31,180	45.9	28.0	33.6	19.1	2.6	16.0
5-M.	578	6,558	17,360	17,493	20,782	62,771	19.2	43.2	42.2	32.7	34.3	36.2
6-2.L.M.	6	1,895	4,090	3,157	18,096	27,094	.2	11.9	10.0	5.9	29.9	15.7
7-2.M.	-	135	351	139	948	1,374	-	.9	.4	.3	1.6	.8
8-2.0.0. 1/	-	40	4	8	151	203	-	.3	*	*	.2	.1
9-0.0. 3/	-	8	-	-	17	25	-	.1	-	-	*	*
Total	3,006	13,626	36,150	31,943	41,519	126,044	100.0	91.2	88.0	59.1	68.6	72.8
Whites:												
1-M.F.	-	-	-	-	-	-	-	-	-	-	-	-
2-2.0.M.	-	4	-	382	-	386	-	-	-	.7	-	.2
3-0.M.	-	38	13	4,340	43	4,384	-	.3	*	8.1	.1	2.5
5-M.	-	31	310	7,385	3,719	11,465	-	.2	.8	13.8	6.2	6.6
6-2.L.M.	-	613	1,554	4,348	4,860	11,575	-	5.3	3.8	8.2	8.0	6.7
7-2.M.	-	148	339	1,056	3,139	4,682	-	1.0	.8	2.0	5.2	2.7
8-2.0.0. 1/	-	-	12	106	118	236	-	-	*	.2	.2	.1
9-0.0. 3/	-	-	-	30	-	30	-	-	-	.1	-	*
Total	-	1,034	2,228	17,647	11,879	32,788	-	6.8	5.4	33.1	19.7	19.0
Spotted:												
3-0.M.	-	-	36	33	106	175	-	-	.1	.1	.2	.1
4-2.M.	-	29	704	1,640	1,818	4,385	-	.2	1.7	3.4	3.0	2.5
5-M.	-	184	1,422	2,168	3,371	7,145	-	1.2	3.5	4.1	5.6	4.1
6-2.L.M. 1/	-	94	541	109	1,114	1,858	-	.6	1.3	.2	1.8	1.1
7-2.M. 3/	-	-	4	-	467	471	-	-	*	-	.8	.3
Total	-	301	2,707	4,150	6,876	14,034	-	2.0	6.6	7.8	11.4	8.1
tinged:												
3-0.M.	-	-	-	-	-	-	-	-	-	-	-	-
4-2.M.	-	-	-	-	20	20	-	-	-	-	*	*
5-M. 1/	-	-	-	-	72	72	-	-	-	-	.1	*
6-2.L.M. 1/	-	-	-	-	-	-	-	-	-	-	-	-
7-2.M. 3/	-	-	-	-	-	-	-	-	-	-	-	-
Total	-	-	-	-	92	92	-	-	-	-	.2	.1
Below grade 1/ 3/	-	-	-	-	46	46	-	-	-	-	.1	*
All grades 5/	3,006	15,161	41,085	53,340	60,412	173,004	100.0	100.0	100.0	100.0	100.0	100.0
Staple length												
Shorter than 7/8 3/	-	-	-	-	335	335	-	-	-	-	.6	.2
7/8	-	-	25	6	1,609	1,634	-	-	.1	*	2.7	.9
29/32	-	11	18	6	770	805	-	.1	*	*	1.3	.5
25/16	34	133	330	185	6,243	6,885	1.1	.9	.8	.3	13.6	5.1
31/32	261	416	461	132	13,658	14,928	8.7	2.7	1.1	.2	22.6	8.6
1	710	1,107	2,959	2,158	16,106	25,040	23.6	7.3	7.2	4.0	26.6	13.3
1-1/32	1,155	4,071	11,012	13,360	15,215	44,813	38.4	26.9	26.8	25.0	25.2	25.9
1-1/16	714	5,933	20,121	25,162	4,255	56,245	25.8	39.5	49.0	47.3	7.0	32.5
1-1/8	120	2,336	5,334	11,366	156	20,512	4.0	19.4	14.4	21.3	.3	11.9
1-1/4	12	429	220	93	29	1,621	.4	2.8	.5	1.7	*	.9
1-3/8	-	69	5	80	-	150	-	.4	-	.1	-	.1
1-3/16	-	-	-	-	-	-	-	-	-	-	-	-
1-7/32	-	-	-	-	-	-	-	-	-	-	-	-
1-1/4 and longer	-	-	-	-	-	-	-	-	-	-	-	-
No staple 1/ 5/	-	-	-	-	36	36	-	-	-	-	.1	*
All lengths 5/	3,006	15,161	41,085	53,340	60,412	173,004	100.0	100.0	100.0	100.0	100.0	100.0

1/ Periods adapted from those used by the Bureau of the Census.

2/ Quantities in running bales. Lists excluded.

3/ Untradeable in settlement of futures contracts made subject to sec. 5 of the United States Cotton Futures Act and the regulations of the Secretary of Agriculture thereunder.

4/ Includes all samples which are lower in grade than the lowest official standard for the corresponding color group.

5/ As reported by the Bureau of the Census.

6/ "No staple" denotes bales for which no specific length is assigned because of character defects.

* Less than 0.05 percent.

Table 31.—Grade and staple length of upland cotton ginned in Arkansas during specified periods, crop of 1939 1/

Grade and staple length	Ginnings during specified period					Total crop	Ginnings during specified period					Total crop
	Prior to Sept. 1	September	October	November	After Nov. 30		Prior to Sept. 1	September	October	November	After Nov. 30	
	Bales 2/	Bales 2/	Bales 2/	Bales 2/	Bales 2/		Percent	Percent	Percent	Percent	Percent	
White:												
1-0.7.	-	-	-	-	-	-	-	-	-	-	-	-
2-0.7.	-	-	-	-	-	-	-	-	-	-	-	-
3-0.7.	880	33,857	1,340	57	96	35,394	2.2	4.9	0.3	0.1	0.4	2.7
4-0.7.	13,717	224,230	25,320	1,473	124	504,875	32.8	40.7	5.0	1.1	.5	23.2
5-0.7.	21,054	287,172	113,804	15,282	545	611,000	51.5	40.1	24.5	11.7	2.3	31.4
6-0.7.	2,813	44,550	203,250	44,425	2,430	320,380	5.0	8.0	43.8	50.1	14.1	25.2
7-0.7.	36	558	25,150	24,359	5,250	51,478	.1	.1	4.5	18.3	23.2	3.4
8-0.7. 1/2.	18	-	268	5,107	5,438	12,037	*	-	.1	4.2	23.7	.3
9-0.7. 1/2.	-	-	12	1,765	2,566	3,490	-	-	*	1.3	6.7	.3
Total	40,100	647,640	363,967	135,394	17,933	1,149,734	99.0	92.7	78.7	87.4	73.6	87.1
Spotted:												
3-0.8.	3	2,932	1,474	74	-	4,494	*	.4	.3	.1	-	.5
4-0.8.	247	34,322	33,464	2,251	293	77,175	.6	5.0	6.5	1.7	1.0	5.7
5-0.8.	160	13,147	57,048	7,675	1,167	79,398	.4	1.9	12.3	5.8	4.2	5.4
6-0.8. 1/2.	-	244	413	462	971	2,097	-	*	.1	.4	4.1	.2
7-0.8. 1/2.	-	-	-	165	249	435	-	-	-	.1	1.0	*
Total	410	51,326	94,399	10,526	2,626	163,377	1.0	7.3	25.2	8.1	11.0	12.0
Tinged:												
3-0.8.	-	-	-	20	-	20	-	-	-	*	-	*
4-0.8.	-	-	-	60	25	105	-	-	-	.1	.1	*
5-0.8. 1/2.	-	18	15	-	50	83	-	-	-	*	.2	*
6-0.8. 1/2.	-	-	15	80	79	170	-	-	-	.1	.5	*
7-0.8. 1/2.	-	-	-	-	75	75	-	-	-	-	.3	*
Total	-	18	30	180	229	493	-	*	*	.2	.9	*
Gray:												
3-0.8.	-	-	157	20	-	187	-	-	*	*	-	*
4-0.8.	-	-	1,513	5,227	2,165	8,911	-	-	.3	3.9	9.0	.6
5-0.8. 1/2.	-	-	408	340	274	1,022	-	-	.1	.3	1.2	.1
Total	-	-	2,094	5,587	2,439	10,120	-	-	.5	4.2	10.2	.7
Below grade 1/2 3/4	-	-	39	80	1,023	1,140	-	-	*	.1	4.3	.1
All grades 5/	40,510	699,184	404,529	131,857	23,804	1,359,884	100.0	100.0	100.0	100.0	100.0	100.0
Staple length:												
Shorter than 7/8 1/2	1,380	10,641	7,175	4,062	622	23,941	3.4	1.5	1.5	3.1	2.6	1.8
1/8	2,534	24,310	24,128	16,228	4,441	72,601	6.2	3.6	5.2	12.3	20.3	5.3
29/32	2,106	31,305	23,337	17,137	4,575	85,660	6.7	4.6	6.3	13.0	19.2	6.3
15/16	1,674	95,576	52,573	24,256	5,301	141,380	9.1	7.9	13.3	18.4	24.9	10.4
31/32	5,047	102,723	31,397	27,541	3,212	228,300	12.5	14.5	19.7	21.0	13.5	16.8
1	6,045	126,671	111,285	21,270	2,332	267,609	14.9	18.1	24.0	16.1	9.8	19.7
1-1/32	7,244	135,366	80,441	12,144	1,468	236,769	17.9	19.3	17.4	9.2	6.2	17.4
1-1/16	6,452	112,634	42,429	5,444	597	167,596	15.9	16.1	9.1	4.2	2.5	12.3
1-3/32	3,666	64,680	15,322	2,118	75	86,958	9.0	9.3	3.3	1.0	.5	6.3
1-1/8	1,262	23,535	5,566	578	75	30,956	3.1	3.4	1.2	.4	.3	2.3
1-5/32	473	7,007	1,315	319	100	9,405	1.2	1.0	.4	.2	.4	.7
1-3/16	53	2,073	1,125	319	-	3,570	.1	.3	.2	.2	-	.3
1-7/32	-	516	893	120	-	1,489	-	.1	.2	.1	-	.1
1-1/4 and longer	-	1,807	795	259	-	2,861	-	.3	.2	.2	-	.2
No staple 1/2 3/4	-	-	39	-	-	39	-	-	*	-	-	*
All lengths 5/	40,510	699,184	404,529	131,857	23,804	1,359,884	100.0	100.0	100.0	100.0	100.0	100.0

1/ Periods adopted from those used by the Bureau of the Census.

2/ Quantities in running bales; round bales counted as half bales. Lists excluded.

3/ Undentifiable in settlement of futures contracts made subject to sec. 5 of the United States Cotton Futures Act and the regulations of the Secretary of Agriculture thereunder.

4/ Includes all samples which are lower in grade than the lowest official standard for the corresponding color group.

5/ As reported by the Bureau of the Census.

6/ *No staple* denotes bales for which no specific length is assigned because of character defects.

* Less than 0.05 percent

Table 34.- Grade and staple length of upland cotton ginned in Georgia during specified periods, crop of 1939 1/

Grade and staple length	Ginnings during specified period					Total crop	Ginnings during specified period					Total crop
	Prior to Sept. 1	September	October	November	After Nov. 30		Prior to Sept. 1	September	October	November	After Nov. 30	
Grade	Bales 2/	Bales 2/	Bales 2/	Bales 2/	Bales 2/	Bales 2/	Percent	Percent	Percent	Percent	Percent	Percent
Extra Whites:												
3-0.M.	1	1,109	-	-	-	1,110	*	0.2	-	-	-	0.1
4-0.M.	-	311	-	-	-	311	-	-	-	-	-	*
5-M.	-	69	-	-	-	69	-	-	-	-	-	*
6-0.L.M.	-	-	-	-	-	-	-	-	-	-	-	*
7-0.M.	-	62	18	-	-	80	-	*	*	-	-	*
8-0.O. 1/	-	30	18	-	-	48	-	*	*	-	-	*
9-0.O. 1/	-	-	-	-	-	-	-	-	-	-	-	-
Total	1	1,581	36	-	-	1,618	*	.3	*	-	-	.2
Whites:												
1-M.F.	-	-	-	-	-	-	-	-	-	-	-	-
2-0.O.M.	-	32	-	-	-	32	-	-	-	-	-	*
3-0.M.	19	1,699	22	28	-	1,799	*	.4	*	0.1	-	.2
4-0.M.	6,600	31,426	6,374	250	-	44,650	5.3	6.9	2.4	.5	-	4.9
5-M.	46,929	133,198	59,347	15,293	1,920	256,727	37.5	29.3	22.3	26.6	23.0	26.3
6-0.L.M.	58,222	202,243	113,552	23,867	3,904	401,295	46.5	44.4	42.5	44.6	44.6	44.1
7-0.M.	9,876	35,123	29,540	4,493	1,095	80,428	7.9	7.7	11.1	9.2	12.4	8.9
8-0.O. 1/	959	2,166	2,457	239	40	5,907	.6	.5	.9	.4	1.0	.7
9-0.O. 1/	102	504	130	31	4	771	.1	.1	*	.1	*	.1
Total	122,680	406,382	210,962	44,601	6,944	731,569	98.1	89.3	79.3	83.5	83.2	87.2
Spotted:												
3-0.M.	-	304	125	-	-	429	-	.1	*	-	-	.1
4-0.M.	119	7,471	4,504	285	341	12,720	.1	1.6	1.7	.5	4.1	1.4
5-M.	1,162	29,608	33,377	5,652	493	70,342	.9	6.5	12.6	10.5	10.1	7.8
6-0.L.M. 1/	493	8,717	16,288	2,543	194	28,585	.7	1.9	6.1	4.8	2.3	3.1
7-0.M. 1/	1	382	500	348	22	1,273	*	.1	.2	.7	.3	.1
Total	2,125	46,542	54,834	8,829	1,400	113,710	1.7	10.2	20.6	16.5	16.6	12.5
Winged:												
3-0.M.	-	-	-	-	-	-	-	-	-	-	-	-
4-0.M.	-	15	66	-	-	81	-	*	*	-	-	*
5-M. 1/	-	-	12	-	-	12	-	-	*	-	-	*
6-0.L.M. 1/	-	-	15	-	-	15	-	-	*	-	-	*
7-0.M. 1/	-	16	-	-	-	16	-	*	*	-	-	*
Total	-	31	93	-	-	124	-	*	*	-	-	*
Gray:												
1-0.M.	-	-	-	-	-	-	-	-	-	-	-	-
4-0.M.	-	-	-	-	-	-	-	-	-	-	-	-
5-M. 1/	127	394	-	-	-	521	.1	.1	-	-	-	.1
Total	127	394	-	-	-	521	.1	.1	-	-	-	.1
Below grade 1/ 1/ . .	152	170	15	-	-	317	.1	*	*	-	-	*
All grades 2/	125,065	405,100	265,920	53,430	8,344	907,859	100.0	100.0	100.0	100.0	100.0	100.0
Staple length												
Shorter than 7/8 1/	1,050	22,360	4,535	437	284	28,666	.8	4.9	1.7	.8	3.4	3.2
7/8	13,663	61,203	22,905	2,667	925	99,862	10.8	13.4	6.1	5.0	11.1	11.0
29/32	14,276	47,627	20,721	4,822	652	88,170	11.4	10.5	7.8	9.0	7.8	9.7
15/16	22,732	72,408	41,721	12,108	1,612	150,311	16.2	15.9	15.7	20.7	21.7	16.0
31/32	22,765	86,194	62,270	15,477	2,154	188,860	18.2	16.9	23.4	28.9	29.8	20.8
1	25,035	99,132	79,256	13,663	2,452	219,528	20.1	21.9	29.6	29.9	26.9	24.2
1-1/16	12,297	46,556	30,464	3,152	262	97,115	13.0	10.7	11.6	5.9	3.1	10.7
1-1/8	6,729	14,373	3,911	566	11	25,610	5.4	3.2	1.5	1.1	.1	2.6
1-3/16	1,806	4,144	310	59	4	6,323	1.4	.9	.1	.1	*	.7
1-1/4	532	679	94	-	-	1,308	.4	.1	*	-	-	.1
1-5/16	69	200	133	56	-	458	.1	*	.1	.1	-	.1
1-3/8	17	95	309	56	-	477	*	*	.1	.1	-	.1
1-7/16	-	17	111	139	-	267	-	*	*	.3	-	*
1-1/2 and longer	-	-	44	28	-	72	-	-	-	.1	-	*
No staple 1/ 1/	152	92	15	-	-	259	.1	*	*	-	-	*
All lengths 2/	125,065	405,100	265,920	53,430	8,344	907,859	100.0	100.0	100.0	100.0	100.0	100.0

1/ Periods adapted from those used by the Bureau of the Census.
 2/ Quantities in running bales. Linters excluded.
 3/ Unacceptable in settlement of futures contracts made subject to sec. 5 of the United States Cotton Futures Act and the regulations of the Secretary of Agriculture thereunder.
 4/ Includes all samples which are lower in grade than the lowest official standard for the corresponding color group.
 5/ As reported by the Bureau of the Census.
 6/ *No staple* denotes bales for which no specific length is assigned because of character defects.
 * Less than 0.05 percent.

Table 35.- Grade and staple length of upland cotton ginned in Louisiana during specified periods, crop of 1939 1/

Grade and staple length	Ginnings during specified period					Total crop	Ginnings during specified period					Total crop
	Prior to Sept. 1	September	October	November	After Nov. 30		Prior to Sept. 1	September	October	November	After Nov. 30	
Grade	Bales 2/	Bales 2/	Bales 2/	Bales 2/	Bales 2/	Bales 2/	Percent	Percent	Percent	Percent	Percent	Percent
White:												
1-M.F.	-	-	-	-	-	-	-	-	-	-	-	-
2-S.O.M.	-	-	-	-	-	-	-	-	-	-	-	-
3-O.M.	3,606	1,679	128	-	-	5,413	2.4	0.4	0.1	-	-	0.8
4-S.M.	25,233	53,516	3,635	1	-	112,465	36.6	12.8	2.6	-	-	15.7
5-M.	67,032	159,127	15,773	737	231	239,960	64.4	37.2	13.5	7.7	21.2	33.3
6-S.L.M.	13,354	66,131	63,809	4,805	515	148,594	8.8	15.8	46.8	46.3	47.1	20.7
7-L.M.	2,474	4,430	4,396	1,958	32	17,290	1.6	1.1	6.1	14.9	2.9	2.4
8-S.O.O. 3/	272	150	48	167	-	637	.2	*	*	1.6	-	.1
9-O.O. 3/	14	-	-	-	-	14	*	-	-	-	-	*
Total	141,995	282,193	91,769	7,738	718	544,433	94.1	67.3	67.2	74.6	71.2	73.0
Spotted:												
3-O.M.	196	3,471	553	1	-	4,221	.1	.8	.4	*	-	.6
4-S.M.	4,100	79,460	15,609	733	115	100,013	2.7	14.9	11.4	7.1	10.5	13.9
5-M.	4,309	51,850	27,966	1,569	183	85,877	2.9	12.4	20.5	15.0	16.8	12.0
6-S.L.M. 3/	196	1,994	431	6	16	2,643	.1	.5	.3	.1	1.5	.4
7-L.M. 3/	-	42	-	-	-	42	-	*	-	-	-	*
Total	8,801	136,417	44,561	2,309	314	192,402	5.8	32.6	32.6	22.2	26.8	26.9
Tinged:												
3-O.M.	-	-	-	-	-	-	-	-	-	-	-	-
4-S.M.	-	14	-	-	-	14	-	*	-	-	-	*
5-M. 3/	-	-	-	-	-	-	-	-	-	-	-	-
6-S.L.M. 3/	-	-	-	-	-	-	-	-	-	-	-	-
7-L.M. 3/	-	-	-	-	-	-	-	-	-	-	-	-
Total	-	14	-	-	-	14	-	*	-	-	-	*
Gray:												
3-O.M.	-	-	-	-	-	-	-	-	-	-	-	-
4-S.M.	-	-	194	96	-	290	-	-	.1	.5	-	*
5-M. 3/	-	-	62	279	-	341	-	-	*	2.7	-	*
Total	-	-	256	375	-	631	-	-	.2	3.2	-	.1
Below grade 3/ 3/	53	28	-	-	-	81	*	*	-	-	-	*
All grades 3/	150,809	419,052	136,586	10,382	1,092	717,921	100.0	100.0	100.0	100.0	100.0	100.0
Staple length												
Shorter than 7/8 3/	489	2,283	1,139	128	34	4,073	.3	.5	.8	1.2	3.1	.6
7/8	1,800	6,940	5,307	87	50	14,184	1.2	1.7	3.9	.8	4.6	2.0
29/32	2,655	9,461	7,294	203	67	19,590	1.8	2.3	5.3	2.0	6.1	2.7
15/16	5,880	18,220	14,893	2,294	234	41,471	3.9	4.3	10.9	21.6	23.4	5.8
31/32	15,086	40,976	25,339	1,770	116	83,287	10.0	9.8	14.6	17.0	10.6	11.6
1	40,104	88,403	30,627	2,347	285	161,807	26.6	21.1	22.4	23.1	26.2	22.5
1-1/32	50,094	122,964	23,962	1,801	253	198,954	33.2	29.3	17.9	17.3	23.3	27.6
1-1/16	25,623	80,624	15,804	1,026	39	123,116	17.0	13.2	11.6	9.9	3.6	17.1
1-3/32	6,047	34,250	7,773	400	-	46,470	4.0	8.2	5.7	3.9	-	6.8
1-1/8	2,084	10,649	3,404	336	-	16,473	1.4	2.5	2.5	3.2	-	2.3
1-5/32	786	2,525	736	-	-	4,117	.5	.6	.5	-	-	.7
1-3/16	124	306	196	-	-	1,226	.1	.2	.1	-	-	.2
1-7/32	14	27	147	-	16	414	*	.1	.1	-	1.5	.1
1-1/4 and longer	-	516	65	-	17	598	-	.1	*	-	1.6	.1
No staple 3/ 3/	53	28	-	-	-	81	*	*	-	-	-	*
All lengths 3/	150,809	419,052	136,586	10,382	1,092	717,921	100.0	100.0	100.0	100.0	100.0	100.0

1/ Periods adapted from those used by the Bureau of the Census.

2/ Quantities in running bales. Linters excluded.

3/ Untenable in settlement of futures contracts made subject to sec. 5 of the United States Cotton Futures Act and the regulations of the Secretary of Agriculture thereunder.

4/ Includes all samples which are lower in grade than the lowest official standard for the corresponding color group.

5/ As reported by the Bureau of the Census.

6/ "No staple" denotes bales for which no specific length is assigned because of character defects.

* Less than 0.05 percent.

Table 36.- Grade and staple length of upland cotton ginned in Mississippi during specified periods, crop of 1939 1/

Grade and staple length	Ginnings during specified period					Total crop	Ginnings during specified period					Total crop
	Prior to Sept. 1	September	October	November	After Nov. 30		Prior to Sept. 1	September	October	November	After Nov. 30	
Grade	Bales 2/	Bales 2/	Bales 2/	Bales 2/	Bales 2/	Bales 2/	Percent	Percent	Percent	Percent	Percent	Percent
White:												
1-S.F.	-	-	-	-	-	-	-	-	-	-	-	-
2-S.O.M.	-	-	-	-	-	-	-	-	-	-	-	-
3-S.M.	9,195	35,378	1,087	30	-	45,688	6.0	4.3	0.2	*	-	3.0
4-S.M.	53,667	195,227	14,612	1,283	93	265,082	46.7	23.9	2.9	1.5	1.0	17.3
5-M.	46,161	305,835	61,697	9,808	722	424,223	40.0	37.5	12.1	11.6	7.7	27.7
6-S.L.M.	3,420	123,646	206,925	35,569	2,877	372,477	3.0	15.2	40.5	42.0	30.6	26.2
7-L.M.	263	14,530	84,849	22,318	3,131	125,091	.2	1.8	16.5	27.1	33.2	8.1
8-S.O.O. 3/	15	1,815	1,836	1,527	1,041	6,296	*	.2	.4	1.8	11.1	.4
9-S.O. 3/	-	460	120	120	66	766	-	.1	*	.1	.7	*
Total	112,919	676,931	370,588	71,295	7,930	1,239,643	97.9	83.0	72.6	68.1	68.3	80.7
Spotted:												
3-S.M.	57	7,192	4,061	50	-	11,360	*	.9	.8	.1	-	.7
4-S.M.	1,426	86,089	61,163	2,671	159	151,708	1.2	10.5	12.0	3.4	1.7	9.9
5-M.	835	43,851	67,965	8,472	756	123,899	.7	5.4	13.3	10.0	6.0	7.9
6-S.L.M. 3/	38	1,150	949	235	5	2,357	*	.1	.2	.3	.1	.2
7-L.M. 3/	77	54	226	40	-	397	.1	*	*	*	-	*
Total	2,433	138,336	134,364	11,648	920	287,641	2.1	16.9	26.3	13.8	9.8	16.7
Tinged:												
3-S.M.	-	-	-	-	-	-	-	-	-	-	-	-
4-S.M.	-	-	-	-	-	-	-	-	-	-	-	-
5-M. 3/	-	-	-	-	-	-	-	-	-	-	-	-
6-S.L.M. 3/	-	-	86	20	-	106	-	-	*	*	-	*
7-L.M. 3/	-	-	-	-	-	-	-	-	-	-	-	-
Total	-	-	86	20	-	106	-	-	*	*	-	*
Gray:												
3-S.M.	-	-	139	-	-	139	-	-	*	-	-	*
4-S.M.	-	128	4,367	1,390	559	6,444	-	*	.9	1.7	5.9	.4
5-M. 3/	-	166	691	192	-	1,049	-	*	.1	.2	-	.1
Total	-	294	5,197	1,582	559	7,649	-	*	1.0	1.9	5.9	.5
Below grade 3/ 3/ . .	30	789	228	177	-	1,224	*	.1	*	.2	-	.1
All grades 5/	115,362	816,347	510,463	84,682	9,409	1,536,263	100.0	100.0	100.0	100.0	100.0	100.0
Staple length												
Shorter than 7/8 3/ . .	19	192	601	94	22	928	*	*	.1	.1	.2	.1
7/8	-	1,591	5,334	2,573	275	9,773	-	.2	1.1	3.0	2.9	.6
29/32	57	2,496	9,665	3,201	362	15,881	*	.3	1.9	5.9	3.8	1.0
15/16	113	9,451	24,812	7,218	1,113	42,707	.1	1.2	4.9	6.5	11.8	2.8
31/32	929	31,657	59,595	12,549	1,742	106,402	.8	3.9	11.7	14.8	18.5	6.9
1	8,633	90,495	94,881	17,761	2,805	216,575	7.5	11.3	18.6	23.0	29.9	14.1
1-1/32	18,643	162,969	112,379	21,498	2,178	317,667	16.2	20.0	25.9	25.4	25.2	20.7
1-1/16	16,330	167,245	90,739	10,676	441	285,431	14.2	20.5	17.8	12.8	4.7	18.6
1-1/8	18,044	140,094	59,794	4,843	199	222,514	15.6	17.2	11.7	5.7	2.1	14.5
1-1/4	26,196	93,083	24,433	1,856	194	145,868	22.7	11.4	4.8	2.2	2.1	9.5
1-3/8	16,766	57,056	14,050	597	-	88,479	14.5	7.0	2.8	1.2	-	5.8
1-3/16	6,460	28,765	5,948	476	78	41,427	5.6	3.5	1.1	.6	.8	2.7
1-7/32	1,895	12,938	2,988	294	-	17,765	1.6	1.5	.6	.3	-	1.2
1-1/4 and longer . .	1,257	16,682	5,280	394	-	23,583	1.1	2.0	1.0	.4	-	1.5
No staple 3/ 3/	30	53	36	20	-	139	*	*	*	*	-	*
All lengths 5/	115,362	816,347	510,463	84,682	9,409	1,536,263	100.0	100.0	100.0	100.0	100.0	100.0

1/ Periods adapted from those used by the Bureau of the Census.
 2/ Quantities in running bales. Linters excluded.
 3/ Outstanding in settlement of futures contracts made subject to sec. 5 of the United States Cotton Futures Act and the regulations of the Secretary of Agriculture thereunder.
 4/ Includes all samples which are lower in grade than the lowest official standard for the corresponding color group.
 5/ As reported by the Bureau of the Census.
 6/ "No staple" denotes bales for which no specific length is assigned because of character defects.

* Less than 0.05 percent.

Table 37.- Grade and staple length of upland cotton ginned in Missouri during specified periods, crop of 1939 1/

Grade and staple length	Ginnings during specified period					Total crop Sales 2/	Ginnings during specified period					Total crop Percent
	Prior to Sept. 1	September	October	November	After Nov. 30		Prior to Sept. 1	September	October	November	After Nov. 30	
	Sales 2/	Sales 2/	Sales 2/	Sales 2/	Sales 2/		Percent	Percent	Percent	Percent	Percent	
White:												
1-M.F.	-	-	-	-	-	-	-	-	-	-	-	-
2-S.G.M.	-	-	-	-	-	-	-	-	-	-	-	-
3-S.M.	12	3,371	283	-	-	3,626	3.5	1.8	0.2	-	-	0.8
4-S.M.	129	59,420	3,478	268	-	63,695	37.0	32.3	2.1	0.4	-	14.9
5-M.	142	95,423	25,314	906	-	123,785	41.4	51.6	15.8	1.3	-	28.5
6-S.L.M.	36	15,107	90,759	16,613	263	122,778	10.5	8.2	56.5	23.6	2.3	28.7
7-L.M.	-	224	19,026	20,266	853	40,549	-	.1	12.0	28.7	7.4	9.5
8-S.O.O. 1/	-	-	708	19,806	5,159	25,673	-	-	.4	28.1	44.7	6.0
9-S.O.O. 1/	24	-	19	10,367	4,242	14,652	7.0	-	*	14.7	36.8	3.4
Total	343	173,943	137,679	66,226	10,517	332,706	100.0	94.0	87.0	96.8	91.2	91.8
Spotted:												
1-S.M.	-	490	57	-	-	547	-	.3	*	-	-	.1
4-S.M.	-	8,443	6,477	-	22	15,942	-	4.6	5.3	-	.2	4.0
5-M.	-	2,064	11,997	498	66	14,645	-	1.1	7.5	.7	.6	3.4
6-S.L.M. 1/	-	-	261	251	109	601	-	-	.2	.3	1.0	.1
7-L.M. 1/	-	20	-	142	132	294	-	*	-	.2	1.1	.1
Total	-	11,037	20,792	671	329	33,099	-	6.0	13.0	1.2	2.9	7.7
Tinged:												
1-S.M.	-	-	-	-	-	-	-	-	-	-	-	-
4-S.M.	-	-	-	-	-	-	-	-	-	-	-	-
5-M. 1/	-	-	-	18	-	18	-	-	-	-	-	*
6-S.L.M. 1/	-	-	-	18	-	18	-	-	-	-	-	*
7-L.M. 1/	-	-	-	249	88	337	-	-	-	.4	.8	.1
Total	-	-	-	285	88	373	-	-	-	.4	.8	.1
Dray:												
1-S.M.	-	-	-	-	-	-	-	-	-	-	-	-
4-S.M.	-	-	19	764	132	915	-	-	*	1.1	1.1	.2
5-M. 1/	-	-	-	72	-	72	-	-	-	.1	-	*
Total	-	-	19	836	132	987	-	-	*	1.2	1.1	.2
Below grade 1/ 1/	-	-	-	268	499	727	-	-	-	.4	4.0	.2
All grades 1/	343	184,980	160,490	70,486	11,525	427,824	100.0	100.0	100.0	100.0	100.0	100.0
Staple length												
Shorter than 7/8 1/	-	286	224	391	1,072	1,973	-	.2	.1	.6	3.3	.5
7/8	24	879	1,155	9,390	4,329	15,777	7.0	.5	.7	13.3	37.5	3.7
29/32	-	1,268	3,391	15,283	3,608	23,550	-	.7	2.1	21.7	31.5	5.5
15/16	-	3,373	11,904	20,057	2,012	37,346	-	1.8	7.4	28.4	17.2	6.7
31/32	-	13,432	38,423	17,005	416	69,676	-	7.3	24.2	24.1	3.6	16.3
1	35	36,473	57,563	7,313	66	101,450	10.2	19.7	35.9	10.4	23.7	23.7
1-1/32	118	63,602	34,434	994	22	99,572	34.4	34.3	21.7	1.4	.2	13.6
1-1/16	83	46,590	11,213	53	-	56,251	24.2	25.1	7.0	.1	-	4.0
1-1/32	71	15,865	1,323	-	-	17,289	20.7	6.6	*	-	-	.6
1-1/8	12	2,699	56	-	-	2,767	3.5	1.5	*	-	-	*
1-3/32	-	163	-	-	-	163	-	.1	-	-	-	-
1-3/16	-	-	-	-	-	-	-	-	-	-	-	-
1-7/32	-	-	-	-	-	-	-	-	-	-	-	-
1-1/4 and longer	-	-	-	-	-	-	-	-	-	-	-	-
All lengths 1/	343	184,980	160,490	70,486	11,525	427,824	100.0	100.0	100.0	100.0	100.0	100.0

1/ Periods adapted from those used by the Bureau of the Census.

2/ Quantities in running bales. Linters excluded.

3/ Outstanding in settlement of futures contracts made subject to sec. 5 of the United States Cotton Futures Act and the regulations of the Secretary of Agriculture thereunder.

4/ Includes all samples which are lower in grade than the lowest official standard for the corresponding color group.

5/ As reported by the Bureau of the Census.

* Less than 0.05 percent.

Table 36.- Grade and staple length of upland cotton ginned in New Mexico during specified periods, crop of 1939 1/2

Grade and staple length	Ginnings during specified period					Total crop	Ginnings during specified period					Total crop
	Prior to Sept. 1	September	October	November	After Nov. 30		Prior to Sept. 1	September	October	November	After Nov. 30	
Grade	Bales 2/	Bales 2/	Bales 2/	Bales 2/	Bales 2/	Bales 2/	Percent	Percent	Percent	Percent	Percent	Percent
Extra Whites:												
3-0.W.	-	2,287	2,513	208	-	5,708	-	13.7	6.3	4.2	-	6.1
4-0.W.	4	8,192	22,916	8,171	566	40,399	80.0	90.6	57.0	34.1	3.6	43.2
5-W.	1	4,954	11,135	4,013	3,288	24,131	20.0	29.8	28.2	22.4	20.9	25.9
6-0.L.W.	-	34	457	254	700	1,449	-	.2	1.1	1.1	4.6	1.5
7-L.W.	-	-	30	-	29	59	-	-	.1	-	.2	.1
8-0.0. 1/2	-	-	-	11	207	218	-	-	-	.1	1.3	.2
9-0.0. 1/2	-	-	-	-	14	14	-	-	-	-	.1	*
Total	5	16,021	37,031	14,137	4,704	72,156	100.0	96.3	90.7	65.9	30.7	77.0
White:												
1-W.F.	-	-	-	-	-	-	-	-	-	-	-	-
2-0.0.W.	-	-	-	-	-	-	-	-	-	-	-	-
3-0.W.	-	-	178	591	8	777	-	-	.4	2.8	.1	.8
4-0.W.	-	45	604	4,253	51	5,013	-	.3	1.6	19.6	.3	5.4
5-W.	-	395	298	1,674	1,986	4,359	-	2.3	.7	7.8	12.7	4.6
6-0.L.W.	-	25	20	126	977	1,148	-	.2	*	.6	6.3	1.2
7-L.W.	-	-	-	28	466	492	-	-	-	.1	3.0	.5
8-0.0. 1/2	-	-	-	-	200	200	-	-	-	-	1.3	.2
9-0.0. 1/2	-	-	-	-	48	48	-	-	-	-	.3	.1
Total	-	465	1,180	6,048	3,738	12,031	-	2.8	2.9	30.9	24.0	12.8
Spotted:												
3-0.W.	-	31	389	96	35	551	-	.2	1.0	.4	.2	.6
4-0.W.	-	31	1,206	318	794	2,409	-	.5	3.0	1.6	5.1	2.6
5-W.	-	27	134	222	1,411	1,794	-	.2	.3	1.0	3.1	1.9
6-0.L.W. 1/2	-	-	5	31	1,658	1,694	-	-	*	.1	10.7	1.8
7-L.W. 1/2	-	-	-	-	2,170	2,170	-	-	-	-	13.9	2.3
Total	-	149	1,738	667	6,068	8,622	-	.9	4.3	3.1	33.0	9.2
Tinged:												
3-0.W.	-	-	-	5	-	5	-	-	-	*	*	*
4-0.W.	-	-	-	-	7	12	-	-	-	*	*	*
5-W.	-	-	-	-	472	492	-	-	-	.1	3.1	.5
6-0.L.W. 1/2	-	-	-	-	185	185	-	-	-	-	1.2	.2
7-L.W. 1/2	-	-	-	-	-	-	-	-	-	-	-	-
Total	-	-	-	30	604	694	-	-	-	.1	4.3	.7
Below grade 1/2 1/2	-	6	10	-	310	326	-	*	*	-	2.0	.3
All grades 1/2	5	16,041	40,159	21,462	15,544	93,831	100.0	100.0	100.0	100.0	100.0	100.0
Staple length												
Shorter than 7/8 1/2	-	-	1,167	1,169	2,593	4,889	-	-	2.9	5.4	16.4	5.2
7/8	-	-	534	319	2,002	2,895	-	-	1.3	1.5	12.9	3.0
29/32	-	6	252	29	134	425	-	*	.6	.1	.9	.4
15/16	-	96	138	266	2,373	3,473	-	.6	.3	1.2	19.1	3.7
31/32	-	38	104	372	2,356	2,870	-	.2	.5	1.7	15.2	3.1
1	-	100	344	755	2,557	3,756	-	.6	.9	3.7	16.4	4.0
1-1/32	1	1,780	2,102	2,360	1,775	8,017	20.0	10.0	5.2	13.8	11.4	9.2
1-1/16	1	5,950	11,698	7,893	693	26,195	20.0	35.8	29.0	36.8	4.2	27.9
1-1/8	2	5,257	16,332	6,091	202	28,490	40.0	31.6	42.2	26.2	1.3	30.3
1-3/16	1	2,336	5,604	1,496	45	9,482	20.0	14.0	14.0	7.0	.3	10.1
1-1/2	1	945	1,248	109	-	2,303	20.0	5.7	3.1	.5	-	2.5
1-3/8	-	121	51	-	-	172	-	.7	.1	-	-	.2
1-7/16	-	6	-	-	-	6	-	*	-	-	-	*
1-1/4 and longer	-	6	-	-	-	6	-	*	-	-	-	*
No staple 1/2 1/2	-	6	25	29	294	354	-	*	.1	.1	1.9	.4
All lengths 1/2	5	16,041	40,159	21,462	15,544	93,831	100.0	100.0	100.0	100.0	100.0	100.0

1/2 Periods adapted from those used by the Bureau of the Census.

2/ Quantities in running bales. Linters excluded.

3/ Untenderable in settlement of futures contracts made subject to sec. 5 of the United States Cotton Futures Act and the regulations of the Secretary of Agriculture thereunder.

4/ Includes all samples which are lower in grade than the lowest official standard for the corresponding color group.

5/ As reported by the Bureau of the Census.

6/ "No staple" denotes bales for which no specific length is assigned because of character defects.

* Less than 0.05 percent.

Table 39.—Grade and staple length of upland cotton ginned in North Carolina during specified periods, crop of 1939 1/

Grade and staple length	Ginnings during specified period					Total crop	Ginnings during specified period					Total crop
	Prior to Sept. 1	September	October	November	After Nov. 30		Prior to Sept. 1	September	October	November	After Nov. 30	
Grade	Bales 2/	Bales 2/	Bales 2/	Bales 2/	Bales 2/	Bales 2/	Percent	Percent	Percent	Percent	Percent	Percent
Extra White:												
1-2-M.	11	380	-	-	-	391	0.4	0.2	-	-	-	0.1
4-2-M.	-	-	-	-	-	-	-	-	-	-	-	-
5-M.	-	12	-	-	-	12	-	-	-	-	-	-
6-2-L-M.	-	-	-	-	-	-	-	-	-	-	-	-
7-L-M.	-	14	-	-	-	14	-	-	-	-	-	-
8-2-O-O. 1/	-	-	13	-	-	13	-	-	-	-	-	-
9-2-O. 1/	-	-	-	-	-	-	-	-	-	-	-	-
Total	11	406	13	-	-	430	.4	.2	*	-	-	.1
White:												
1-M.F.	-	-	-	-	-	-	-	-	-	-	-	-
2-2-O-M.	-	-	-	-	-	-	-	-	-	-	-	-
3-O-M.	1	647	30	-	-	678	-	.3	-	-	-	.1
4-M.	175	14,634	1,228	211	311	16,704	7.1	6.6	0.7	0.5	2.1	3.6
5-M.	1,919	81,939	21,325	5,563	1,797	112,043	57.6	36.5	12.3	12.1	11.9	28.3
6-2-L-M.	830	38,364	85,013	22,700	7,509	208,016	33.7	41.0	46.9	49.2	49.9	46.1
7-L-M.	4	9,192	22,042	7,821	3,203	42,262	.2	4.1	12.7	16.9	21.3	9.2
8-2-O-O. 1/	-	472	1,034	38	-	1,544	-	.2	.6	.1	-	.3
9-2-O. 1/	-	12	71	30	-	113	-	.2	*	.1	-	*
Total	2,430	199,064	130,743	36,363	12,820	381,420	96.7	88.7	75.2	74.9	85.2	82.6
Spotted:												
3-O-M.	-	98	30	30	-	158	-	*	*	.1	-	*
4-M.	1	4,150	2,329	854	142	7,476	.1	1.9	1.3	1.9	2.3	1.7
5-M.	20	18,599	26,490	6,259	1,871	53,039	.8	8.3	15.2	13.5	11.1	11.4
6-2-L-M. 1/	-	1,636	13,530	2,464	185	17,799	-	.7	7.8	5.3	1.2	3.9
7-L-M. 1/	-	52	233	45	-	330	-	.1	.1	.1	-	.1
Total	23	24,535	42,612	9,636	2,198	79,004	.9	10.9	24.5	20.9	14.6	17.1
Tinged:												
3-O-M.	-	28	30	-	-	58	-	*	*	-	-	*
4-M.	-	70	147	60	25	302	-	*	.1	.1	.2	.1
5-M. 1/	-	94	171	15	-	280	-	-	.1	*	-	.1
6-2-L-M. 1/	-	-	-	-	-	-	-	-	-	-	-	-
7-L-M. 1/	-	-	13	-	-	13	-	-	*	-	-	*
Total	-	192	361	75	25	603	-	.1	.2	.2	.2	.2
Gray:												
3-O-M.	-	-	-	-	-	-	-	-	-	-	-	-
4-M.	-	12	-	-	-	12	-	*	-	-	-	*
5-M. 1/	-	12	-	15	-	27	-	*	-	*	-	*
Total	-	24	-	15	-	39	-	*	-	*	-	*
Below grade 1/ 1/	-	82	87	-	-	169	-	*	.1	-	-	*
All grades 1/	2,464	224,303	173,816	46,089	15,043	461,715	100.0	100.0	100.0	100.0	100.0	100.0
Staple length												
Shorter than 7/8 1/	16	3,889	1,657	409	40	6,011	.6	1.7	1.0	.9	.3	1.3
7/8	26	13,310	8,871	2,445	338	24,990	1.1	5.9	5.1	5.3	2.2	5.4
29/32	12	9,632	6,785	2,929	316	20,294	.5	4.3	3.9	6.4	6.1	6.4
15/16	16	15,277	11,504	6,166	2,910	35,873	.6	6.8	6.6	13.4	19.3	7.8
31/32	65	27,689	24,569	9,283	4,678	66,584	2.6	12.3	14.2	20.1	32.4	14.4
1	283	59,310	54,438	13,866	3,699	131,592	11.5	26.5	31.2	30.0	28.6	28.5
1-1/32	634	90,127	59,787	7,371	1,873	99,792	25.7	22.4	22.9	16.0	12.5	21.6
1-1/16	846	26,992	18,176	2,478	333	46,883	34.4	12.0	10.5	9.4	2.6	10.6
1-3/32	288	9,689	3,132	292	-	13,361	11.7	4.3	1.8	.5	-	2.9
1-1/8	146	3,032	1,141	261	-	4,680	5.9	1.4	.7	.6	-	1.0
1-5/32	38	1,160	797	162	-	2,157	1.5	.9	.4	.4	-	.5
1-3/16	31	1,065	1,247	201	-	2,544	1.3	.9	.7	.4	-	.6
1-7/32	29	774	543	124	-	1,508	1.2	.5	.3	.3	-	.3
1-1/4 and longer	34	2,875	922	146	-	3,777	1.4	1.0	.5	.3	-	.7
No staple 1/ 1/	-	82	87	-	-	169	-	*	.1	-	-	*
All lengths 1/	2,464	224,303	173,816	46,089	15,043	461,715	100.0	100.0	100.0	100.0	100.0	100.0

1/ Periods adapted from those used by the Bureau of the Census.

2/ Quantities in running bales. Linters excluded.

3/ Unmarketable in settlement of futures contracts made subject to sec. 5 of the United States Cotton Futures Act and the regulations of the Secretary of Agriculture thereunder.

4/ Includes all samples which are lower in grade than the lowest official standard for the corresponding color group.

5/ As reported by the Bureau of the Census.

6/ "No staple" denotes bales for which no specific length is assigned because of character defects.

* Less than 0.05 percent.

Table 40.- Grade and staple length of upland cotton ginned in Oklahoma during specified periods, crop of 1939 1/

Grade and staple length	Ginnings during specified period					Total crop	Ginnings during specified period					Total crop
	Prior to Sept. 1	September	October	November	After Nov. 30		Prior to Sept. 1	September	October	November	After Nov. 30	
Grade	Bales 2/	Bales 2/	Bales 2/	Bales 2/	Bales 2/	Bales 2/	Percent	Percent	Percent	Percent	Percent	Percent
Extra Whites:												
1-0.M.	-	-	-	-	-	-	-	-	-	-	-	-
4-0.M.	-	-	-	-	-	-	-	-	-	-	-	-
5-M.	-	13	-	-	-	13	-	*	-	-	-	*
6-0.L.M.	-	-	-	-	-	-	-	-	-	-	-	-
7-L.M.	-	-	-	-	-	-	-	-	-	-	-	-
8-0.0. 1/	-	-	-	-	-	-	-	-	-	-	-	-
9-0.0. 1/	-	-	-	-	-	-	-	-	-	-	-	-
Total	-	13	-	-	-	13	-	*	-	-	-	*
White:												
1-0.W.	-	-	-	-	-	-	-	-	-	-	-	-
2-0.0.W.	-	13	-	-	-	13	-	*	-	-	-	*
3-0.W.	495	6,669	301	-	-	7,614	3.2	2.4	0.2	-	-	1.5
4-0.W.	5,099	125,046	19,704	1,338	30	149,275	37.7	42.3	13.9	3.1	0.1	29.2
5-W.	6,667	119,780	67,976	8,886	274	203,963	49.2	41.2	36.0	20.3	1.2	39.7
6-0.L.M.	646	15,386	29,201	8,898	633	55,324	4.8	9.9	20.6	20.3	2.8	10.8
7-L.M.	81	1,028	5,260	3,150	636	10,145	.6	.4	3.7	7.2	2.8	2.0
8-0.0. 1/	9	171	685	365	666	1,896	.1	.1	.5	.8	3.0	.4
9-0.0. 1/	9	-	-	-	-	9	.1	-	-	-	-	*
Total	12,946	266,692	125,147	22,596	2,239	427,699	95.7	91.9	85.9	51.7	9.9	83.6
Spotted:												
1-0.S.	30	410	94	-	-	504	.2	.1	*	-	-	.1
4-0.S.	428	15,228	8,500	4,348	418	28,922	3.1	5.3	6.0	10.0	1.8	5.7
5-M. 1/	115	7,285	9,435	11,473	3,678	32,392	.9	2.5	6.7	27.2	15.2	6.2
6-0.L.M. 1/	-	368	434	2,434	4,439	8,475	-	.1	.3	6.5	23.3	1.7
7-L.M. 1/	-	-	63	122	1,135	1,300	-	-	*	.3	5.0	.3
Total	573	23,291	18,496	19,183	10,070	71,613	4.2	8.0	13.1	44.0	44.3	14.0
Tinged:												
1-0.T.	-	-	-	108	-	108	-	-	-	.2	-	*
4-0.T.	-	-	-	799	2,399	3,118	-	-	-	1.8	10.4	.6
5-M. 1/	-	-	-	682	3,436	4,118	-	-	-	1.6	15.2	.8
6-0.L.M. 1/	-	-	-	279	2,688	2,967	-	-	-	.6	11.8	.6
7-L.M. 1/	-	13	-	-	657	670	-	*	-	-	2.9	.1
Total	-	13	-	1,828	9,140	10,981	-	*	-	4.2	40.3	2.1
Yellow Stained:												
1-0.Y.	-	-	-	-	-	-	-	-	-	-	-	-
4-0.Y. 1/	-	-	-	31	419	490	-	-	-	.1	1.6	.1
5-M. 1/	-	-	13	-	252	265	-	-	*	-	1.1	*
Total	-	-	13	31	698	755	-	-	*	.1	2.9	.1
Gray:												
1-0.G.	-	13	-	-	-	13	-	*	-	-	-	*
4-0.G.	-	26	-	-	-	26	-	*	-	-	-	*
5-M. 1/	-	13	-	-	-	13	-	*	-	-	-	*
Total	-	52	-	-	-	52	-	*	-	-	-	*
Below grade 1/ 1/ . .	9	11	13	-	597	630	.1	*	*	-	2.6	.1
All grades 1/	13,528	290,271	141,709	43,636	22,704	511,850	100.0	100.0	100.0	100.0	100.0	100.0
Staple length												
Shorter than 7/8 1/ . .	1,601	25,305	20,567	10,766	12,934	71,373	13.3	8.7	14.5	24.7	57.0	13.9
7/8	4,390	86,013	48,229	15,697	6,699	160,948	32.1	29.6	34.0	35.9	29.3	31.4
29/32	3,043	89,720	41,085	9,894	1,846	145,548	28.5	30.9	29.0	22.6	6.1	28.4
15/16	2,131	50,786	20,736	5,410	991	80,114	16.2	17.5	14.6	12.4	4.4	15.7
31/32	1,354	22,416	7,692	1,735	262	33,439	10.0	7.7	5.4	4.0	1.1	6.5
1	602	11,345	2,661	151	32	14,861	4.5	3.9	1.9	.4	.1	2.9
1-1/32	160	3,634	676	15	-	4,481	1.2	1.3	.5	*	-	.9
1-1/16	18	953	25	-	-	996	.1	.3	*	-	-	.2
1-1/32	-	64	-	-	-	64	-	*	-	-	-	*
1-1/8	-	-	-	-	-	-	-	-	-	-	-	-
1-5/32	-	-	-	-	-	-	-	-	-	-	-	-
1-3/16	-	-	-	-	-	-	-	-	-	-	-	-
1-7/32	-	-	-	-	-	-	-	-	-	-	-	-
1-1/4 and longer . .	-	-	-	-	-	-	-	-	-	-	-	-
No staple 1/ 1/	9	11	13	-	-	58	.1	*	*	-	-	*
All lengths 1/	13,528	290,271	141,709	43,636	22,704	511,850	100.0	100.0	100.0	100.0	100.0	100.0

1/ Periods adapted from those used by the Bureau of the Census.
 2/ Quantities in running bales; round bales counted as half bales. Listers enclosed.
 3/ Outstanding in settlement of futures contracts made subject to sec. 5 of the United States Cotton Futures Act and the regulations of the Secretary of Agriculture thereunder.
 4/ Includes all samples which are lower in grade than the lowest official standard for the corresponding color group.
 5/ As reported by the Bureau of the Census.
 6/ "No staple" denotes bales for which no specific length is assigned because of character defects.
 * Less than 0.05 percent.

Table 41.- Grade and staple length of upland cotton ginned in South Carolina during specified periods, crop of 1939 1/

Grade and staple length	Ginnings during specified period					Total crop	Ginnings during specified period					Total crop
	Prior to Sept. 1	September	October	November	After Nov. 30		Prior to Sept. 1	September	October	November	After Nov. 30	
Grade	Bales 2/	Bales 2/	Bales 2/	Bales 2/	Bales 2/	Bales 2/	Percent	Percent	Percent	Percent	Percent	Percent
Extra White:												
3-0.M.	334	1,434	18	-	-	1,766	0.5	0.3	*	-	-	0.2
4-0.M.	-	606	-	-	-	606	-	.1	-	-	-	.1
5-M.	-	27	-	-	-	27	-	*	-	-	-	*
6-S.L.M.	-	-	-	-	-	-	-	-	-	-	-	-
7-L.M.	-	-	-	-	-	-	-	-	-	-	-	-
8-S.O.O. 1/	-	-	-	-	-	-	-	-	-	-	-	-
9-0.O. 1/	-	-	-	-	-	-	-	-	-	-	-	-
Total	334	2,067	18	-	-	2,419	.5	.4	*	-	-	.3
White:												
1-M.F.	-	-	-	-	-	-	-	-	-	-	-	-
2-S.G.M.	-	-	-	-	-	-	-	-	-	-	-	-
3-0.M.	-	795	54	-	-	799	-	.1	*	-	-	.1
4-S.M.	7,968	29,311	2,634	277	3	40,793	12.8	5.9	1.1	0.3	*	4.8
5-M.	33,094	198,208	39,686	5,394	1,564	277,906	53.2	39.3	16.2	17.5	16.2	32.6
6-S.L.M.	18,931	25,380	117,697	14,118	4,879	374,965	30.4	43.6	44.0	45.8	50.3	44.0
7-L.M.	1,320	15,757	36,880	7,370	2,676	64,009	2.1	3.1	15.0	25.3	27.7	7.5
8-S.O.O. 1/	128	403	826	148	73	1,584	.2	.1	.3	.5	.8	.2
9-0.O. 1/	-	-	-	-	8	8	-	-	-	-	.1	*
Total	61,391	464,430	197,737	27,297	9,205	760,060	98.7	92.1	80.6	88.6	95.1	89.2
Spotted:												
3-0.M.	13	408	180	-	-	601	*	.1	.1	-	-	.1
4-S.M.	75	9,386	3,705	120	3	13,289	.1	1.9	1.5	.4	-	1.6
5-M.	228	25,518	31,364	2,332	293	59,835	.4	5.0	12.8	7.8	3.0	7.0
6-S.L.M. 1/	39	2,202	11,888	965	183	15,277	.1	.4	4.3	3.1	1.9	1.8
7-L.M. 1/	13	-	33	26	-	132	*	-	-	.1	-	*
Total	368	37,534	47,250	3,503	479	89,114	.6	7.4	19.3	11.4	4.9	10.5
Tinged:												
3-0.M.	-	36	-	-	-	36	-	*	-	-	-	*
4-S.M.	-	73	54	-	-	127	-	*	*	-	-	*
5-M. 1/	-	37	18	-	-	55	-	*	*	-	-	*
6-S.L.M. 1/	-	-	-	-	-	-	-	-	-	-	-	-
7-L.M. 1/	-	-	-	-	-	-	-	-	-	-	-	-
Total	-	146	72	-	-	218	-	*	*	-	-	*
Gray:												
3-0.M.	-	-	-	-	-	-	-	-	-	-	-	-
4-S.M.	-	-	-	-	-	-	-	-	-	-	-	-
5-M. 1/	-	80	25	-	-	105	-	*	*	-	-	*
Total	-	80	25	-	-	105	-	*	*	-	-	*
Below grade 1/ 1/ . .	128	37	-	-	-	165	.2	*	-	-	-	*
All grades 5/	62,221	504,274	245,102	30,800	9,684	852,081	100.0	100.0	100.0	100.0	100.0	100.0
Staple length												
Shorter than 7/8 1/ . .	-	250	35	-	-	285	-	*	*	-	-	*
7/8	64	5,369	3,394	317	34	9,138	.1	1.1	1.4	1.0	.4	1.1
29/32	141	13,758	3,166	1,732	245	25,093	.2	2.7	3.7	5.8	2.5	2.7
15/16	1,322	55,527	41,404	7,034	2,059	107,346	2.1	11.0	16.9	22.8	23.3	12.6
31/32	4,122	114,794	66,611	9,595	3,394	200,516	6.6	22.8	28.0	31.1	35.0	23.5
1	10,863	168,730	81,811	9,043	2,739	272,808	17.5	33.4	33.2	29.3	28.3	30.0
1-1/32	16,446	95,727	29,505	2,373	1,025	147,156	29.7	19.0	12.1	7.7	10.6	17.3
1-1/16	15,968	32,386	7,426	398	89	55,737	25.0	6.4	3.0	1.1	.9	6.5
1-1/8	6,520	8,147	1,580	60	8	15,115	10.5	1.6	.6	.2	.1	1.9
1-1/4	3,418	3,394	946	-	-	7,718	5.5	.7	.4	-	-	.2
1-3/8	1,079	1,852	945	22	8	3,506	1.7	.4	.2	.1	.1	.4
1-5/16	293	1,567	824	16	3	2,691	.5	.3	.3	.1	*	.3
1-7/32	180	832	152	143	49	1,356	.3	.2	.1	.5	*	.2
1-1/4 and longer	77	1,944	250	67	32	2,390	.1	.4	.1	.3	.3	.3
No staple 1/ 1/	128	37	-	-	-	165	.2	*	-	-	-	*
All lengths 5/	62,221	504,274	245,102	30,800	9,684	852,081	100.0	100.0	100.0	100.0	100.0	100.0

1/ Periods adapted from those used by the Bureau of the Census.
 2/ Quantities in running bales. Linters excluded.
 3/ Untransferable in settlement of futures contracts made subject to sec. 5 of the United States Cotton Futures Act and the regulations of the Secretary of Agriculture thereunder.
 4/ Includes all samples which are lower in grade than the lowest official standard for the corresponding color group.
 5/ As reported by the Bureau of the Census.
 6/ *No staple* denotes bales for which no specific length is assigned because of character defects.
 * Less than 0.05 percent.

Table 42.- Grade and staple length of upland cotton ginned in Tennessee during specified periods, crop of 1939 1/

Grade and staple length	Ginnings during specified period					Total crop	Ginnings during specified period					Total crop
	Prior to Sept. 1	September	October	November	After Nov. 30		Prior to Sept. 1	September	October	November	After Nov. 30	
	Bales 2/	Bales 2/	Bales 2/	Bales 2/	Bales 2/		Bales 2/	Percent	Percent	Percent	Percent	
White:												
1-M.F.	-	-	-	-	-	-	-	-	-	-	-	-
2-S.F.M.	-	-	-	-	-	-	-	-	-	-	-	-
3-S.M.	-	7,036	607	-	-	8,243	-	5.5	0.3	-	-	1.3
4-S.M.	6	53,790	12,668	883	247	67,594	46.2	38.6	6.4	1.1	1.9	19.6
5-M.	7	49,985	66,727	16,372	1,234	136,298	53.8	35.9	34.5	20.3	9.4	31.6
6-S.L.M.	-	8,284	59,323	34,047	2,740	105,592	-	6.0	30.0	43.0	20.9	24.4
7-L.M.	-	317	1,576	5,040	1,248	8,181	-	.2	.8	6.1	9.5	1.9
8-S.O. 3/	-	34	28	3,790	1,844	5,696	-	*	*	4.7	14.0	1.3
9-O. 3/	-	-	11	1,050	2,709	3,770	-	-	*	1.3	20.6	.9
Total	13	120,006	143,538	61,762	10,022	335,361	100.0	86.2	72.0	76.7	76.3	77.6
Spotted:												
1-S.M.	-	1,785	933	58	-	2,782	-	1.3	.5	.1	-	.6
4-S.M.	-	12,357	24,465	3,328	222	40,372	-	8.9	12.3	4.1	1.7	9.3
5-M.	-	5,018	30,235	13,741	2,191	51,185	-	3.6	15.1	17.1	16.7	11.8
6-S.L.M. 3/	-	37	188	1,123	189	1,537	-	*	.1	1.4	1.4	.4
7-L.M. 3/	-	-	-	117	217	334	-	-	-	.1	1.7	.1
Total	-	19,197	55,807	14,667	2,419	96,190	-	13.8	28.0	22.8	21.5	22.2
Tinged:												
1-S.M.	-	-	-	34	-	34	-	-	-	*	-	*
4-S.M.	-	-	-	123	-	123	-	-	-	.2	-	*
5-M. 3/	-	-	-	17	-	17	-	-	-	*	-	*
6-S.L.M. 3/	-	-	-	-	27	27	-	-	-	-	.2	*
7-L.M. 3/	-	-	-	-	189	189	-	-	-	-	1.4	*
Total	-	-	-	174	256	390	-	-	-	.2	1.6	.1
Gray:												
1-S.M.	-	-	-	-	-	-	-	-	-	-	-	-
4-S.M.	-	-	17	150	-	167	-	-	*	.2	-	*
5-M. 3/	-	-	-	-	-	-	-	-	-	-	-	-
Total	-	-	17	150	-	167	-	-	*	.2	-	*
Below grade 3/ 3/ . .	-	17	94	83	81	275	-	*	*	.1	.6	.1
All grades 5/ . .	13	139,200	199,496	80,596	13,138	432,383	100.0	100.0	100.0	100.0	100.0	100.0
Staple length												
Shorter than 7/8 3/ . .	-	2,823	4,439	4,923	308	12,491	-	2.0	2.4	6.1	2.3	3.0
7/8	-	3,208	13,439	13,590	2,694	32,931	-	2.3	6.7	16.9	20.5	7.6
29/32	-	3,635	16,342	15,290	2,905	37,772	-	2.6	8.2	19.0	19.1	8.7
15/16	-	6,665	27,270	17,836	3,691	55,462	-	4.8	13.7	22.1	28.1	12.8
31/32	3	19,760	42,173	16,085	2,010	80,031	23.0	14.2	23.1	20.0	15.3	18.5
1	4	35,047	46,982	8,722	1,493	92,448	30.8	25.6	23.6	10.8	11.4	21.5
1-1/32	4	35,094	31,254	2,873	437	69,668	30.8	25.4	13.7	3.5	3.3	16.1
1-1/16	1	20,467	12,167	940	-	33,565	7.7	14.7	6.1	1.2	-	7.6
1-1/8	1	8,360	3,601	281	-	12,693	1.7	6.4	1.8	.3	-	3.0
1-1/4	-	2,368	981	99	-	3,448	-	1.7	.5	.1	-	.8
1-1/2	-	268	298	50	-	616	-	.2	.1	.1	-	.1
1-3/4	-	83	66	17	-	166	-	.1	*	*	-	*
1-7/8	-	17	-	-	-	17	-	*	*	*	-	*
1-1/4 and longer . .	-	20	-	-	-	20	-	*	*	*	-	*
No staple 3/ 3/	-	17	44	50	-	111	-	*	*	.1	-	*
All lengths 5/ . .	13	139,200	199,496	80,596	13,138	432,383	100.0	100.0	100.0	100.0	100.0	100.0

1/ Periods adapted from those used by the Bureau of the Census.

2/ Quantities in running bales. Linters included.

3/ Unacceptable in settlement of futures contracts made subject to sec. 5 of the United States Cotton Futures Act and the regulations of the Secretary of Agriculture thereunder.

4/ Includes all samples which are lower in grade than the lowest official standard for the corresponding color group.

5/ As reported by the Bureau of the Census.

6/ "No staple" denotes bales for which no specific length is assigned because of character defects.

* Less than 0.05 percent

Table 43.- Grade and staple length of upland cotton ginned in Texas during specified periods, crop of 1939 1/

Grade and staple length	Ginnings during specified period					Total crop	Ginnings during specified period					Total crop
	Prior to Sept. 1	September	October	November	After Nov. 30		Prior to Sept. 1	September	October	November	After Nov. 30	
	Bales 2/	Bales 2/	Bales 2/	Bales 2/	Bales 2/		Percent	Percent	Percent	Percent	Percent	
Extra White:												
1-0-M.	16	1,028	1,140	129	-	2,313	*	0.1	0.2	0.1	-	0.1
4-S-M.	110	6,977	13,994	2,201	40	22,922	*	.6	2.8	1.4	*	.8
5-M.	121	7,784	15,990	6,199	1,972	32,026	*	.7	3.5	3.7	1.7	1.2
6-S-L-M.	5	365	185	291	1,452	2,296	*	*	*	.2	1.2	.1
7-L-M.	-	-	-	-	160	160	-	-	-	-	.1	*
8-S-O. 1/2.	-	-	-	-	40	40	-	-	-	-	*	*
9-O. 1/2.	-	-	-	-	-	-	-	-	-	-	-	-
Total	252	16,174	30,829	8,640	3,664	59,799	*	1.5	6.3	5.4	3.1	2.2
White:												
1-M.F.	-	-	-	-	-	-	-	-	-	-	-	-
2-S-O-M.	907	42	-	-	-	949	0.1	*	-	-	-	-
3-O-M.	37,587	15,374	1,698	147	69	54,695	4.3	1.4	.3	.1	.1	2.0
4-S-M.	183,895	326,583	77,890	13,995	1,429	601,292	21.3	29.4	16.0	6.3	1.2	22.0
5-M.	344,508	446,361	133,068	49,592	3,401	1,043,090	39.6	40.5	39.7	30.3	7.9	36.1
6-S-L-M.	127,919	111,595	86,504	31,788	16,159	374,005	14.8	10.1	11.8	19.4	13.6	13.7
7-L-M.	15,008	10,336	18,604	4,771	12,678	65,407	1.9	.9	3.7	5.4	10.6	2.4
8-S-O. 1/2.	8,445	1,549	1,999	1,421	7,994	21,369	1.0	.1	.4	.9	6.7	.8
9-O. 1/2.	2,113	158	114	43	171	2,999	.2	*	*	*	.1	.1
Total	721,133	909,998	379,277	109,407	47,901	2,163,716	83.4	82.5	78.0	64.4	80.2	79.1
Spotted:												
1-0-M.	1,540	3,594	679	221	133	6,167	.2	.3	.1	.1	.1	.2
4-S-M.	86,141	115,924	40,794	24,909	7,602	274,930	10.0	10.5	8.4	15.1	6.4	10.1
5-M.	52,305	52,367	26,996	15,601	11,530	166,761	6.0	4.7	6.0	9.5	14.6	6.1
6-S-L-M. 1/2.	2,977	4,451	5,029	2,034	6,153	20,668	.3	.4	1.0	1.2	5.2	.8
7-L-M. 1/2.	344	211	495	251	2,335	3,676	*	*	.1	.2	2.0	.1
Total	143,367	176,547	75,913	42,622	33,753	472,202	16.6	16.0	15.6	26.1	28.3	17.3
Tinged:												
1-0-M.	-	13	-	43	1,092	1,148	-	*	-	.1	.9	*
4-S-M.	183	160	-	3,626	7,281	11,249	*	*	-	2.2	6.1	.4
5-M. 1/2.	94	43	16	2,944	11,978	14,639	*	*	*	1.5	10.1	.5
6-S-L-M. 1/2.	17	-	23	252	3,382	3,676	*	*	*	.2	2.8	.1
7-L-M. 1/2.	-	-	-	-	456	456	-	-	-	-	.4	*
Total	294	216	39	6,508	24,149	31,166	*	*	*	4.0	20.3	1.1
Yellow Stained:												
1-0-M.	-	-	-	-	1,629	1,629	-	-	-	-	1.5	.1
4-S-M. 1/2.	-	-	-	72	4,002	4,074	-	-	-	*	3.4	.1
5-M. 1/2.	-	29	12	76	3,663	3,780	-	*	*	*	3.1	.1
Total	-	29	12	148	9,294	9,683	-	*	*	*	4.0	.3
Gray:												
1-0-M.	-	-	-	-	-	-	-	-	-	-	-	-
4-S-M.	-	14	-	-	-	14	-	*	-	-	-	*
5-M. 1/2.	-	-	24	15	-	39	-	-	-	-	-	*
Total	-	14	24	15	-	53	-	*	*	*	-	*
Below grade 1/2 1/2	25	-	-	-	160	185	*	-	-	-	.1	*
All grades 5/	865,031	1,102,978	486,094	163,940	119,121	2,736,704	100.0	100.0	100.0	100.0	100.0	100.0
Staple length												
Shorter than 7/8 1/2	31,374	146,921	152,010	62,777	60,091	453,173	3.6	13.3	11.3	36.4	50.4	16.6
7/8	121,511	377,273	166,199	50,124	29,197	744,304	14.0	36.2	34.2	30.6	24.5	27.2
29/32	158,215	291,214	76,914	15,739	9,833	593,715	18.3	26.4	16.2	9.6	6.3	20.2
15/16	171,766	149,305	39,148	11,696	7,180	379,095	19.9	13.5	8.1	7.2	6.0	13.9
31/32	137,056	65,339	11,279	3,796	3,676	221,686	15.6	6.0	2.3	2.3	3.1	6.1
1	119,389	39,745	5,376	2,435	3,807	170,732	13.8	3.6	1.1	1.5	3.2	6.2
1-1/32	90,180	14,034	4,370	2,076	4,000	114,664	10.4	1.3	.9	1.3	3.4	4.2
1-1/16	30,950	9,308	13,121	7,247	1,108	61,900	3.6	.8	2.7	4.4	1.0	2.3
1-3/32	3,267	7,285	12,663	6,782	119	30,816	.5	.7	2.6	4.1	.1	1.1
1-1/8	539	1,458	2,580	798	-	5,775	.1	.2	.5	.5	-	.2
1-5/32	41	192	168	43	-	464	*	*	*	*	-	*
1-3/16	-	-	-	-	-	-	-	-	-	-	-	-
1-7/32	-	-	-	-	-	-	-	-	-	-	-	-
1-1/4 and longer	-	-	-	-	-	-	-	-	-	-	-	-
No staple 1/2 1/2	13	-	246	67	34	360	*	-	.1	*	*	*
All lengths 5/	865,031	1,102,978	486,094	163,940	119,121	2,736,704	100.0	100.0	100.0	100.0	100.0	100.0

1/ Periods adapted from those used by the Bureau of the Census.
 2/ Quantities in running bales; round bales counted as half bales. Lists excluded.
 3/ Understandable in settlement of futures contracts made subject to sec. 5 of the United States Cotton Futures Act and the regulations of the Secretary of Agriculture thereunder.
 4/ Includes all samples which are lower in grade than the lowest official standard for the corresponding color group.
 5/ As reported by the Bureau of the Census.
 6/ *No staple* denotes bales for which no specific length is assigned because of character defects.
 * Less than 0.05 percent.

Table 44.—Grade and staple length of upland cotton ginned in Virginia during specified periods, crop of 1939 1/

Grade and staple length	Ginnings during specified period					Total crop	Ginnings during specified period					Total crop
	Prior to Sept. 1	September	October	November	After Nov. 30		Prior to Sept. 1	September	October	November	After Nov. 30	
	Bales 2/	Bales 2/	Bales 2/	Bales 2/	Bales 2/		Percent	Percent	Percent	Percent	Percent	
Whites												
1-M.F.	-	-	-	-	-	-	-	-	-	-	-	-
2-S.O.M.	-	-	-	-	-	-	-	-	-	-	-	-
3-O.M.	-	-	-	-	-	-	-	-	-	-	-	-
4-S.M.	-	22	16	-	-	38	-	1.2	0.4	-	-	0.4
5-M.	-	405	328	47	42	862	-	22.4	7.3	1.5	4.8	8.1
6-S.L.M.	-	1,054	2,051	1,594	467	5,716	-	55.5	59.3	49.6	53.9	55.3
7-L.M.	-	295	747	1,173	344	2,559	-	15.6	17.6	37.7	39.7	25.1
8-S.O.O. 3/	-	22	-	-	-	22	-	1.2	-	-	-	.2
9-O.O. 3/	-	-	-	-	-	-	-	-	-	-	-	-
Total	-	1,818	3,742	2,764	853	9,217	-	95.9	84.6	88.8	98.4	89.1
Spotted:												
1-O.M.	-	-	-	-	-	-	-	-	-	-	-	-
4-S.M.	-	-	-	-	-	-	-	-	-	-	-	-
5-M.	-	-	240	81	-	321	-	-	5.4	2.6	-	3.1
6-S.L.M. 3/	-	55	440	256	14	765	-	2.9	9.8	8.2	1.6	7.4
7-L.M. 3/	-	-	-	-	-	-	-	-	-	-	-	-
Total	-	55	680	337	14	1,085	-	2.9	15.2	10.8	1.6	10.5
Tinged:												
1-O.M.	-	-	-	-	-	-	-	-	-	-	-	-
4-S.M.	-	-	-	-	-	-	-	-	-	-	-	-
5-M. 3/	-	-	-	12	-	12	-	-	-	.4	-	.1
6-S.L.M. 3/	-	-	-	-	-	-	-	-	-	-	-	-
7-L.M. 3/	-	-	-	-	-	-	-	-	-	-	-	-
Total	-	-	-	12	-	12	-	-	-	.4	-	.1
Below grade 3/ 3/ . .	-	22	8	-	-	30	-	1.2	.2	-	-	.3
All grades 5/	-	1,895	4,470	3,113	867	10,345	-	100.0	100.0	100.0	100.0	100.0
Staple length												
Shorter than 7/8 3/ . .	-	22	88	-	-	110	-	1.2	2.0	-	-	1.1
7/8	-	370	249	105	69	793	-	19.5	5.6	3.4	8.0	7.7
29/32	-	405	594	163	261	1,423	-	21.3	13.3	5.2	30.1	13.7
15/16	-	413	1,107	1,011	303	2,834	-	21.7	24.7	32.5	34.9	27.4
31/32	-	305	1,340	1,056	110	2,811	-	16.1	29.3	34.0	18.7	27.2
1	-	207	893	627	83	1,760	-	10.9	18.9	20.1	9.6	17.0
1-1/32	-	98	205	116	41	460	-	5.2	5.0	3.7	4.7	4.6
1-1/16	-	44	16	35	-	95	-	2.3	.4	1.1	-	.9
1-1/32	-	11	-	-	-	11	-	.6	-	-	-	.1
1-1/8	-	-	-	-	-	-	-	-	-	-	-	-
1-5/32	-	-	-	-	-	-	-	-	-	-	-	-
1-3/16	-	-	-	-	-	-	-	-	-	-	-	-
1-7/32	-	-	-	-	-	-	-	-	-	-	-	-
1-1/4 and longer . .	-	-	-	-	-	-	-	-	-	-	-	-
No staple 3/ 5/	-	22	8	-	-	30	-	1.2	.2	-	-	.3
All lengths 5/	-	1,895	4,470	3,113	867	10,345	-	100.0	100.0	100.0	100.0	100.0

1/ Periods adapted from those used by the Bureau of the Census.

2/ Quantities in running bales. Linters excluded.

3/ Untenderable in settlement of futures contracts made subject to sec. 5 of the United States Cotton Futures Act and the regulations of the Secretary of Agriculture thereunder.

4/ Includes all samples which are lower in grade than the lowest official standard for the corresponding color group.

5/ As reported by the Bureau of the Census.

6/ "No staple" denotes bales for which no specific length is assigned because of character defects.

Table 45.- Grade and staple length of upland cotton ginned in all other States during specified periods, crop of 1939 1/ 2/

Grade and staple length	Ginnings during specified period					Total crop	Ginnings during specified period					Total crop
	Prior to Sept. 1	September	October	November	After Nov. 30		Prior to Sept. 1	September	October	November	After Nov. 30	
	Bales 1/	Bales 1/	Bales 1/	Bales 1/	Bales 1/		Bales 1/	Percent	Percent	Percent	Percent	
White:												
1-M.F.	-	-	-	-	-	-	-	-	-	-	-	-
2-S.O.M.	-	-	-	-	-	-	-	-	-	-	-	-
3-S.M.	-	264	6	-	-	270	-	4.4	0.1	-	-	1.6
4-S.M.	-	1,980	293	-	-	2,273	-	33.2	4.0	-	-	13.2
5-M.	-	2,979	2,529	44	-	5,552	-	83.9	35.2	1.6	-	32.5
6-S.L.M. 3/	-	314	3,653	95	19	4,941	-	5.3	50.0	33.7	1.8	28.8
7-L.M.	-	-	150	954	69	773	-	-	2.1	15.6	6.4	4.5
8-S.O.O. 1/	-	-	-	524	423	1,007	-	-	-	20.7	19.1	5.9
9-O.O. 3/	-	-	-	143	350	493	-	-	-	5.1	32.5	2.9
Total	-	5,537	6,671	2,280	861	15,349	-	92.8	91.4	80.7	79.8	89.4
Spotted:												
3-S.M.	-	55	16	6	-	77	-	.9	.2	.2	-	.4
4-S.M.	-	334	269	97	15	715	-	5.6	1.7	3.4	1.4	4.3
5-M.	-	39	329	290	23	681	-	.7	4.6	10.2	2.1	4.0
6-S.L.M. 3/	-	-	10	90	49	149	-	-	.1	1.8	4.6	.6
7-L.M. 3/	-	-	-	41	70	111	-	-	-	1.5	6.5	.6
Total	-	428	624	424	157	1,633	-	7.2	8.6	17.1	14.6	9.9
Tinged:												
3-S.M.	-	-	-	3	-	3	-	-	-	.1	-	*
4-S.M.	-	-	-	23	9	32	-	-	-	.8	-	.2
5-M. 1/	-	-	-	-	3	3	-	-	-	.3	-	*
6-S.L.M. 3/	-	-	-	19	27	46	-	-	-	.7	2.5	.2
7-L.M. 3/	-	-	-	3	6	9	-	-	-	.1	.6	.1
Total	-	-	-	48	45	93	-	-	-	1.7	4.2	.5
Gray:												
3-S.M.	-	-	-	-	-	-	-	-	-	-	-	-
4-S.M.	-	-	-	6	-	6	-	-	-	.2	-	*
5-M. 1/	-	-	2	-	-	2	-	-	-	-	-	*
Total	-	-	2	6	-	8	-	-	*	.2	-	*
Below grade 3/ 5/ . .	-	-	-	9	15	24	-	-	-	.3	1.4	.1
All grades 5/ . .	-	5,965	7,297	2,827	1,078	17,167	-	100.0	100.0	100.0	100.0	100.0
Staple length												
Shorter than 7/8 3/ . .	-	-	30	9	105	144	-	-	.4	.3	9.7	.8
7/8	-	53	194	207	494	912	-	.9	2.7	7.3	42.1	5.3
29/32	-	99	258	349	212	918	-	1.7	3.5	12.3	19.7	5.3
15/16	-	91	314	952	240	1,627	-	1.5	4.7	33.8	22.3	9.5
31/32	-	172	854	806	52	1,884	-	2.9	11.7	28.5	4.8	11.0
1	-	608	2,040	421	12	3,081	-	10.2	28.0	14.9	1.1	17.9
1-1/32	-	1,381	2,078	80	-	3,539	-	23.1	28.5	2.8	-	20.6
1-1/16	-	2,105	1,102	3	-	3,210	-	35.2	15.1	.1	-	18.7
1-1/8	-	1,194	391	-	-	1,585	-	20.0	5.4	-	-	9.2
1-1/4	-	244	2	-	-	246	-	4.1	-	-	-	1.4
1-5/16	-	9	-	-	-	9	-	.2	-	-	-	.1
1-3/8	-	9	-	-	-	9	-	.2	-	-	-	.1
1-7/16	-	-	-	-	-	-	-	-	-	-	-	-
1-1/2 and longer	-	-	-	-	-	-	-	-	-	-	-	-
No staple 3/ 1/	-	-	-	-	3	3	-	-	-	-	.3	*
All lengths 5/ . .	-	5,965	7,297	2,827	1,078	17,167	-	100.0	100.0	100.0	100.0	100.0

1/ Periods adapted from those used by the Bureau of the Census.

2/ Includes Illinois and Kentucky.

3/ Quantities in running bales. Linters excluded.

4/ Understandable in settlement of futures contracts made subject to sec. 5 of the United States Cotton Futures Act and the regulations of the Secretary of Agriculture thereunder.

5/ Includes all samples which are lower in grade than the lowest official standard for the corresponding color group.

6/ As reported by the Bureau of the Census.

7/ "No staple" denotes bales for which no specific length is assigned because of character defects.

* Less than 0.05 percent.

Table 46.- Staple length of upland cotton ginned in Alabama, by districts, crop of 1939 (fig. 1)

Staple length (inches)	District						State	District						State
	1	2	3	4	5	6		1	2	3	4	5	6	
	Bales 1/	Bales 1/	Bales 1/	Bales 1/	Bales 1/	Bales 1/	Bales 1/	Percent	Percent	Percent	Percent	Percent	Percent	
Shorter than 7/8 2/...	707	790	983	10,239	90	1,716	14,475	0.4	0.4	1.6	3.8	0.3	5.6	
7/8.....	9,097	12,472	5,461	14,370	1,788	3,033	77,121	5.1	6.3	4.6	14.6	6.1	25.3	
29/32.....	23,356	29,778	7,261	35,619	3,477	5,635	105,508	13.2	14.6	11.5	13.4	13.2	13.7	
15/16.....	46,486	60,288	17,049	54,431	4,330	6,038	192,622	26.3	29.6	27.1	20.5	28.4	19.6	
31/32.....	42,808	55,638	17,101	57,821	4,022	5,300	166,490	24.2	27.4	27.1	21.7	27.4	17.2	
1.....	36,315	32,782	12,040	54,400	5,774	2,457	144,368	20.6	16.1	20.1	20.4	19.7	16.8	
1-1/32.....	14,292	7,944	2,315	12,686	1,282	541	39,060	8.1	3.9	3.7	4.8	4.4	1.8	
1-1/16.....	3,130	2,130	160	1,733	158	45	7,356	1.6	1.0	.3	.7	.5	.1	
1-3/32.....	251	530	14	95	-	-	888	.1	.3	*	*	*	*	
1-1/8.....	101	309	-	112	-	-	522	.1	.2	*	*	*	*	
1-5/32.....	16	260	-	94	-	-	276	*	*	*	*	*	*	
1-3/16.....	16	231	-	52	-	-	301	*	.1	*	*	*	*	
1-7/32.....	-	69	-	-	-	-	69	*	*	*	*	*	*	
1-1/4 and longer.....	-	22	-	-	-	-	22	*	*	*	*	*	*	
No staple 2/ 3/.....	16	-	14	118	-	10	158	*	*	*	*	*	*	
All lengths.....	176,543	203,733	62,394	266,336	29,323	30,795	769,696	100.0	100.0	100.0	100.0	100.0	100.0	

1/ Quantities in running bales. Linters excluded.

2/ Untenderable in settlement of futures contracts made subject to sec. 5 of the United States Cotton Futures Act and the regulations of the Secretary of Agriculture thereunder.

3/ *No staple* denotes bales for which no specific length is assigned because of character defects.

4/ As reported by the Bureau of the Census.

5/ * Less than 0.05 percent.

Table 47.- Staple length of upland cotton ginned in Arkansas, by districts, crop of 1939 (fig. 2)

Staple length (inches)	District					State	District					State
	1	2	3	4	5		1	2	3	4	5	
	Bales 1/	Bales 1/	Bales 1/	Bales 1/	Bales 1/	Bales 1/	Percent	Percent	Percent	Percent	Percent	Percent
Shorter than 7/8 2/...	4,395	6,267	4,393	7,592	887	25,941	32.2	4.5	3.1	0.8	0.9	1.8
7/8.....	4,415	18,250	14,415	32,356	2,785	72,621	29.7	13.2	10.5	3.3	2.9	5.3
29/32.....	1,960	20,832	18,025	39,822	5,023	85,660	13.2	15.1	12.6	4.1	5.3	6.3
15/16.....	1,773	28,211	24,008	77,484	10,164	141,980	11.9	20.4	17.0	8.0	10.8	10.4
31/32.....	1,282	32,560	32,438	147,135	17,507	228,200	8.1	23.6	25.0	14.9	14.5	16.8
1.....	446	20,435	25,423	196,760	23,545	267,609	3.0	14.8	18.7	20.2	24.9	19.7
1-1/32.....	140	6,262	14,027	194,430	19,480	234,769	.9	6.0	10.0	20.0	21.0	17.4
1-1/16.....	72	2,120	5,092	144,689	11,623	167,696	.5	1.5	3.6	15.3	12.3	12.3
1-3/32.....	30	625	1,352	41,242	2,809	46,058	.2	.5	1.0	8.4	3.0	6.3
1-1/8.....	30	349	318	29,242	317	30,356	.2	.3	.2	3.1	.3	2.3
1-5/32.....	10	102	83	9,593	27	9,815	.1	.1	.1	1.0	*	.7
1-3/16.....	-	-	26	3,542	-	3,570	-	-	*	.4	-	.3
1-7/32.....	-	-	-	1,489	-	1,489	-	-	-	.2	-	.1
1-1/4 and longer.....	-	-	-	2,861	-	2,861	-	-	-	.3	-	.2
No staple 2/ 3/.....	-	-	-	39	-	39	-	-	-	*	-	*
All lengths.....	14,483	138,033	141,132	971,311	94,525	1,359,884	100.0	100.0	100.0	100.0	100.0	100.0

1/ Quantities in running bales; round bales counted as half bales. Linters excluded.

2/ Untenderable in settlement of futures contracts made subject to sec. 5 of the United States Cotton Futures Act and the regulations of the Secretary of Agriculture thereunder.

3/ *No staple* denotes bales for which no specific length is assigned because of character defects.

4/ As reported by the Bureau of the Census.

5/ * Less than 0.05 percent.

Table 48.- Staple length of upland cotton ginned in Georgia, by districts, crop of 1939 (fig. 3)

Staple length (inches)	District				State	District				State
	1	2	3	4		1	2	3	4	
	Bales 1/	Bales 1/	Bales 1/	Bales 1/	Bales 1/	Percent	Percent	Percent	Percent	Percent
Shorter than 7/8 2/...	15	4,317	5,947	18,367	28,666	*	1.1	10.1	5.1	3.2
7/8.....	839	17,033	9,200	72,577	99,651	1.0	4.3	15.6	20.1	11.0
29/32.....	2,230	21,775	4,358	55,407	84,170	2.6	5.4	14.2	15.5	9.7
15/16.....	11,049	55,209	12,657	71,396	150,311	13.0	13.7	21.6	20.0	16.6
31/32.....	14,562	100,230	11,476	58,592	188,860	21.8	24.8	19.5	16.3	20.8
1.....	31,761	131,002	8,182	44,563	219,508	37.4	32.3	13.9	13.5	24.2
1-1/32.....	17,143	54,684	2,417	22,471	97,115	20.2	13.5	4.1	6.4	10.7
1-1/16.....	3,096	14,230	305	7,379	25,610	3.6	3.5	.5	2.2	2.8
1-3/32.....	267	3,863	106	2,087	6,325	.3	1.0	.2	.6	.7
1-1/8.....	31	472	51	746	1,302	*	.1	.1	.2	.1
1-5/32.....	-	206	-	252	458	-	.1	-	.1	.1
1-3/16.....	-	399	-	74	477	-	.1	-	*	.1
1-7/32.....	-	267	-	-	267	-	.1	-	-	*
1-1/4 and longer.....	-	72	-	-	72	-	*	-	-	*
No staple 2/ 3/.....	31	-	130	78	239	*	-	.2	*	*
All lengths.....	85,024	403,965	58,435	360,035	907,499	100.0	100.0	100.0	100.0	100.0

1/ Quantities in running bales. Linters excluded.

2/ Untenderable in settlement of futures contracts made subject to sec. 5 of the United States Cotton Futures Act and the regulations of the Secretary of Agriculture thereunder.

3/ *No staple* denotes bales for which no specific length is assigned because of character defects.

4/ As reported by the Bureau of the Census.

5/ * Less than 0.05 percent.

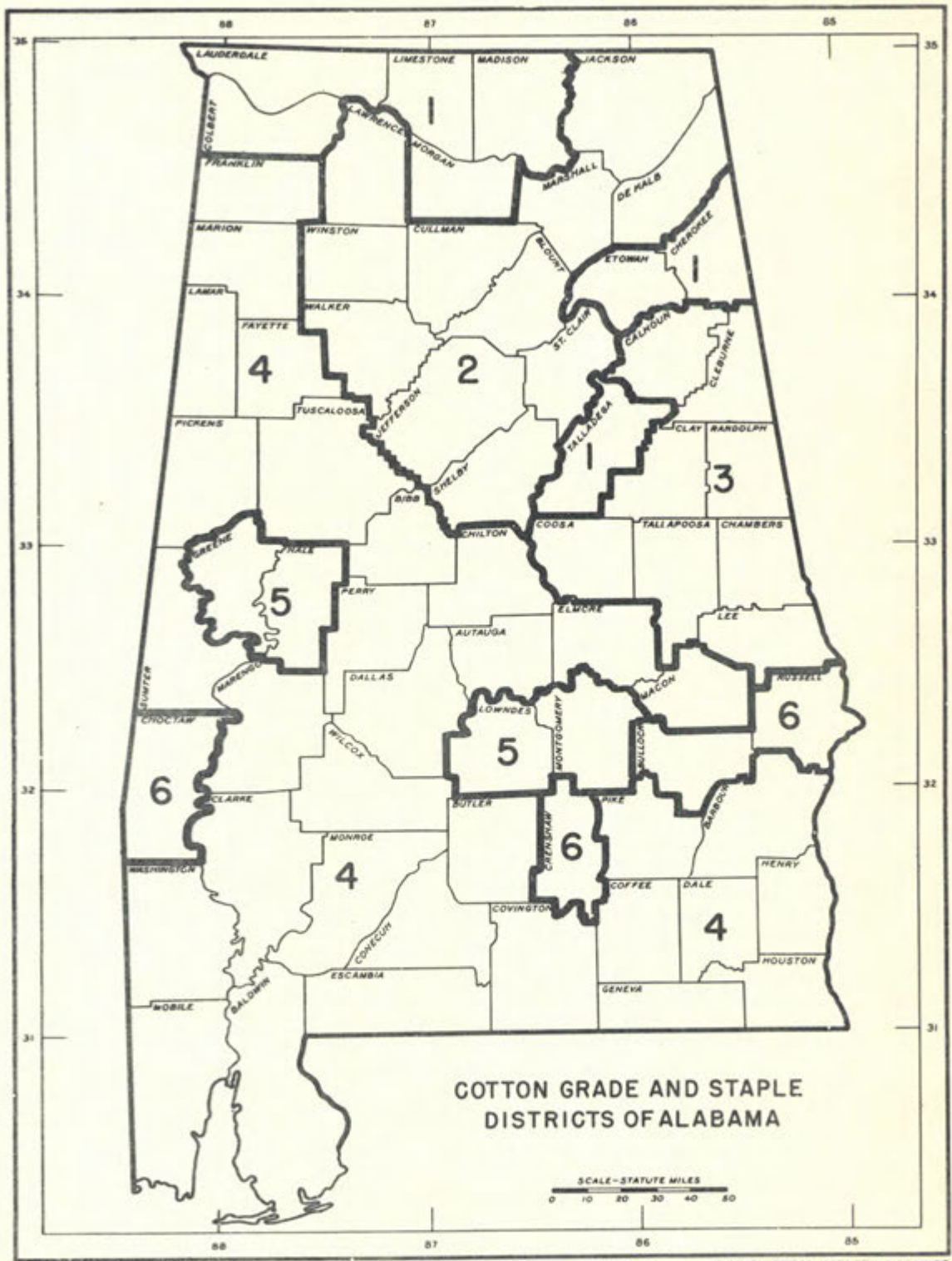


FIGURE 1

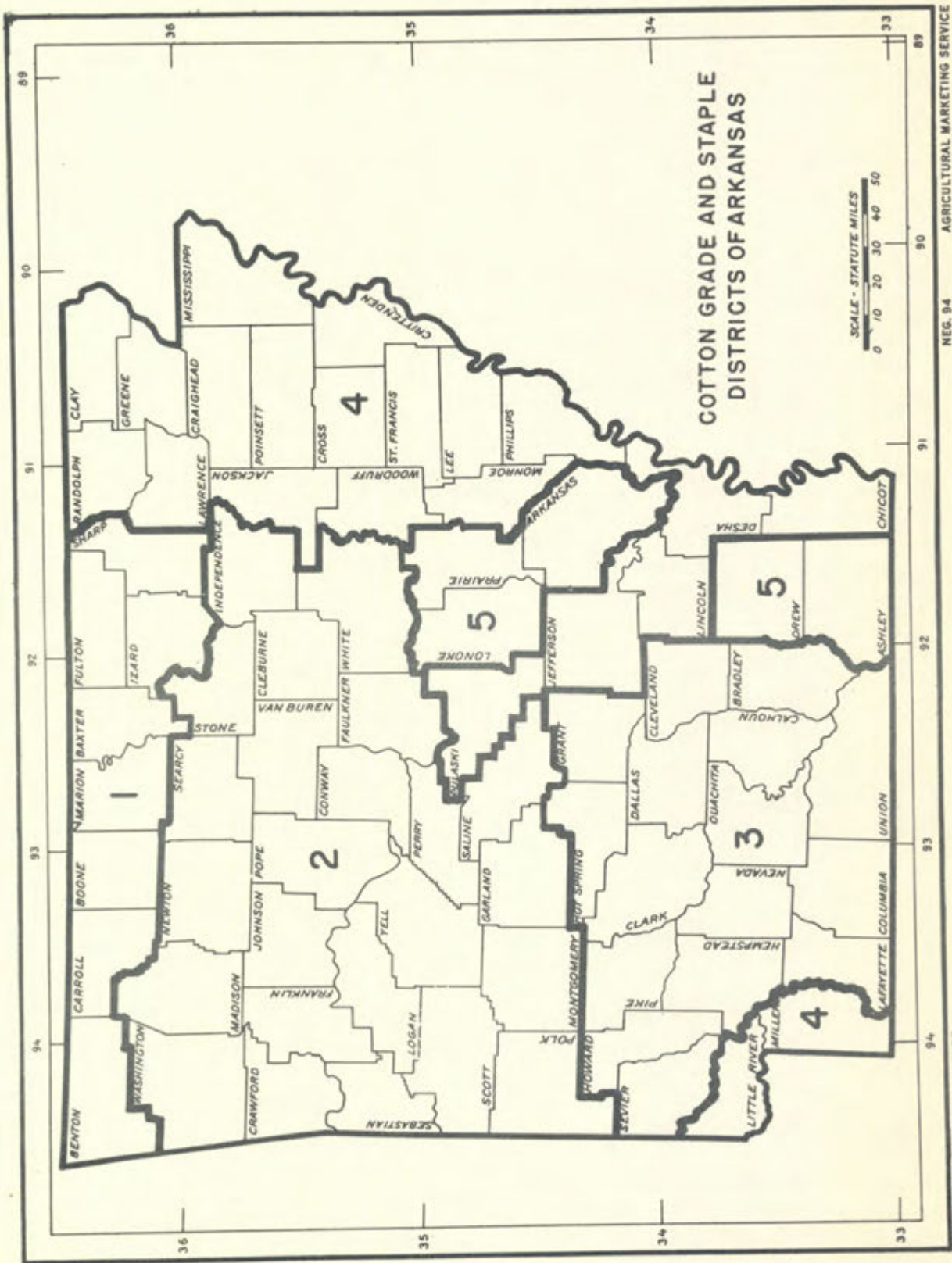


FIGURE 2

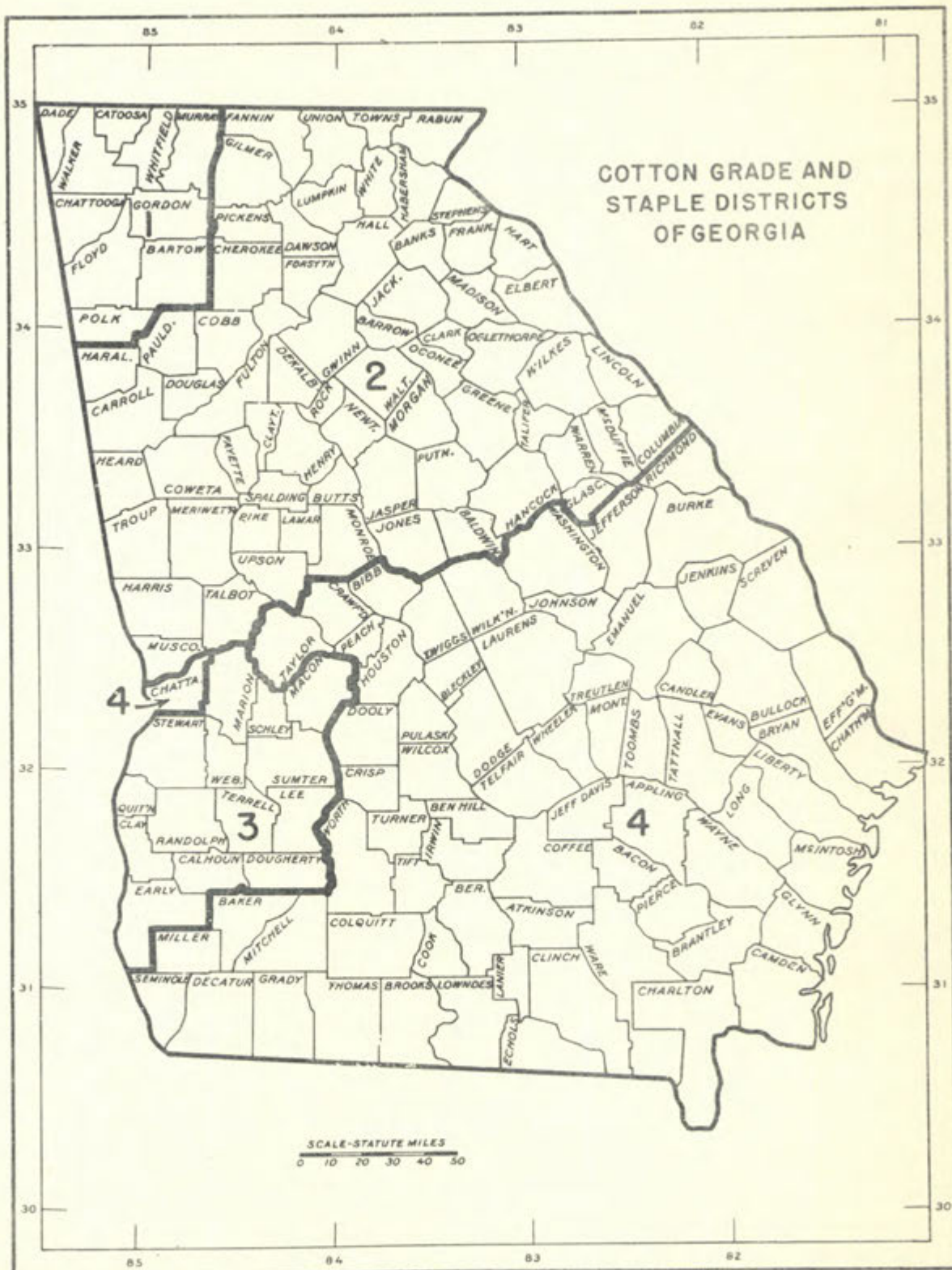


FIGURE 3

Table 49.- Staple length of upland cotton ginned in Louisiana, by districts, crop of 1939 (fig. 4)

Staple length (inches)	District				State Sales 1/	District				State Percent
	1	2	3	4		1	2	3	4	
	Sales 1/	Sales 1/	Sales 1/	Sales 1/		Percent	Percent	Percent	Percent	
Shorter than 7/8 2/.....	3.074	-	999	-	4,075	2.1	-	0.2	-	0.6
7/8.....	10,750	158	2,357	379	14,164	7.4	0.2	.5	1.6	2.0
29/32.....	13,422	344	5,324	560	19,650	9.3	.4	1.1	2.4	2.7
15/16.....	21,741	1,165	15,663	1,902	41,471	15.0	1.4	3.6	8.0	5.8
31/32.....	31,486	6,227	41,681	3,691	83,087	21.7	7.5	8.9	16.4	11.6
1.....	34,615	22,286	96,183	6,762	161,807	25.9	26.9	21.0	28.5	22.5
1-1/32.....	22,118	34,350	135,780	6,706	198,954	15.3	41.5	29.1	28.3	27.6
1-1/16.....	6,580	15,171	96,435	2,630	123,116	4.6	18.6	21.1	11.1	17.1
1-1/8.....	894	2,958	44,270	788	48,470	.6	3.1	9.5	3.3	6.8
1-1/4.....	26	283	16,093	71	16,473	*	.3	3.4	.3	2.3
1-3/8.....	14	12	4,074	17	4,117	*	*	.3	.1	.6
1-3/16.....	14	-	-	-	1,222	*	*	.3	-	.2
1-7/32.....	-	-	414	-	414	*	*	.1	-	.1
1-1/4 and longer.....	14	-	564	-	598	*	*	.1	-	.1
No staple 2/ 3/.....	-	39	42	-	81	-	*	*	-	*
All lengths.....	144,791	82,733	466,691	25,706	717,921	100.0	100.0	100.0	100.0	100.0

1/ Quantities in running bales. Linters excluded.

2/ Undentifiable in settlement of futures contracts made subject to sec. 5 of the United States Cotton Futures Act and the regulations of the Secretary of Agriculture thereunder.

3/ *No staple* denotes bales for which no specific length is assigned because of character defects.

4/ As reported by the Bureau of the Census.

* Less than 0.05 percent.

Table 50.- Staple length of upland cotton ginned in Mississippi, by districts, crop of 1939 (fig. 5)

Staple length (inches)	District			State Sales 1/	District			State Percent
	1	2	3		1	2	3	
	Sales 1/	Sales 1/	Sales 1/		Percent	Percent	Percent	
Shorter than 7/8 2/.....	90	78	760	908	*	*	0.2	0.1
7/8.....	1,012	1,641	7,324	9,977	0.1	0.7	2.1	.6
29/32.....	725	4,217	10,499	15,441	.1	1.7	3.1	1.0
15/16.....	6,080	10,428	26,139	42,707	.6	4.3	7.5	2.8
31/32.....	24,350	27,064	94,368	106,402	2.6	11.2	15.7	6.9
1.....	67,567	96,173	30,315	216,775	7.2	25.2	20.5	14.1
1-1/32.....	149,746	66,071	29,490	317,667	15.9	28.1	28.4	20.7
1-1/16.....	131,350	47,104	47,177	285,631	20.2	19.4	13.5	16.6
1-1/8.....	139,732	19,485	9,594	222,918	20.4	8.2	2.7	14.5
1-1/4.....	139,578	5,296	952	145,624	14.8	2.2	.3	9.5
1-3/8.....	87,438	1,336	105	88,879	9.3	.6	*	5.8
1-3/16.....	41,073	317	17	41,407	4.4	.1	*	2.7
1-7/32.....	17,594	171	-	17,765	1.9	.1	-	1.2
1-1/4 and longer.....	23,158	425	19	23,583	2.5	.2	-	1.5
No staple 2/ 3/.....	104	16	19	139	*	*	*	*
All lengths.....	943,622	242,242	350,399	1,536,263	100.0	100.0	100.0	100.0

1/ Quantities in running bales. Linters excluded.

2/ Undentifiable in settlement of futures contracts made subject to sec. 5 of the United States Cotton Futures Act and the regulations of the Secretary of Agriculture thereunder.

3/ *No staple* denotes bales for which no specific length is assigned because of character defects.

4/ As reported by the Bureau of the Census.

* Less than 0.05 percent.

Table 51.- Staple length of upland cotton ginned in North Carolina, by districts, crop of 1939 (fig. 6)

Staple length (inches)	District				State Sales 1/	District				State Percent
	1	2	3	4		1	2	3	4	
	Sales 1/	Sales 1/	Sales 1/	Sales 1/		Percent	Percent	Percent	Percent	
Shorter than 7/8 2/.....	5,930	16	65	-	6,011	2.7	*	*	-	1.3
7/8.....	21,764	862	2,317	47	24,990	9.9	1.6	1.3	0.4	9.4
29/32.....	14,353	942	4,734	215	20,294	6.6	1.7	2.7	1.7	4.4
15/16.....	19,529	1,518	13,941	1,285	35,473	8.9	2.8	7.7	9.9	7.8
31/32.....	26,425	4,073	31,675	2,411	64,584	13.0	7.5	18.1	18.6	14.4
1.....	51,096	19,139	61,079	4,262	131,592	25.3	27.9	34.3	32.9	26.5
1-1/32.....	39,378	16,165	41,180	3,129	99,792	18.0	29.7	23.5	24.2	21.6
1-1/16.....	25,524	7,951	14,460	1,148	48,483	11.5	14.0	8.3	6.9	10.6
1-1/8.....	8,795	2,616	3,744	262	13,361	3.1	4.8	2.1	2.0	2.9
1-1/4.....	2,052	1,159	1,274	135	4,620	.9	2.1	.7	1.0	1.0
1-3/8.....	1,017	781	394	25	2,157	.5	1.4	.2	.2	.5
1-3/16.....	1,312	932	283	17	2,544	.6	1.7	.2	.1	.6
1-7/32.....	732	660	96	-	1,508	.3	1.2	.1	-	.3
1-1/4 and longer.....	1,569	1,558	253	17	3,377	.7	2.9	.1	.1	.7
No staple 2/ 3/.....	87	20	62	-	169	*	*	*	-	*
All lengths.....	219,273	54,448	175,041	12,953	461,715	100.0	100.0	100.0	100.0	100.0

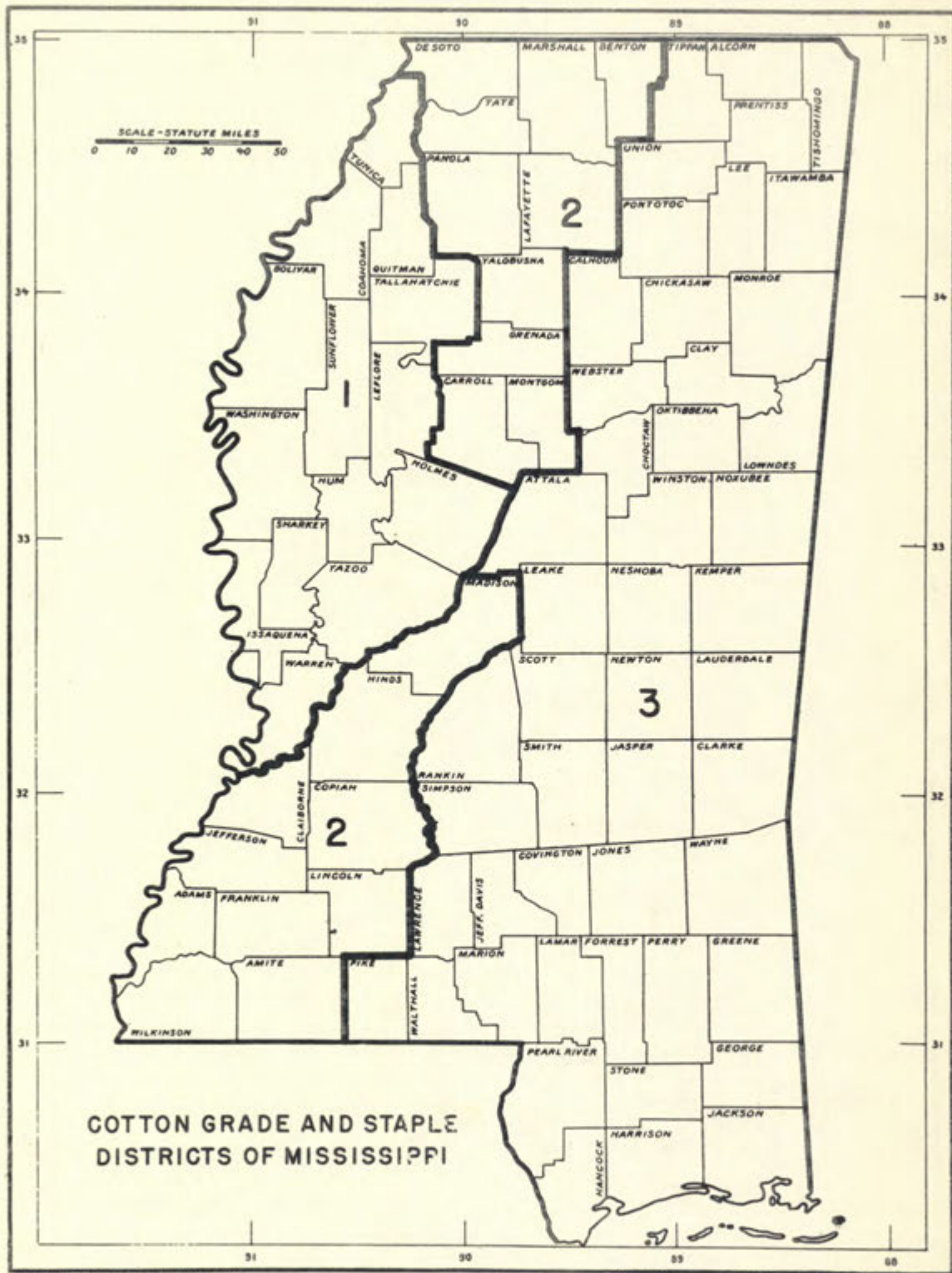
1/ Quantities in running bales. Linters excluded.

2/ Undentifiable in settlement of futures contracts made subject to sec. 5 of the United States Cotton Futures Act and the regulations of the Secretary of Agriculture thereunder.

3/ *No staple* denotes bales for which no specific length is assigned because of character defects.

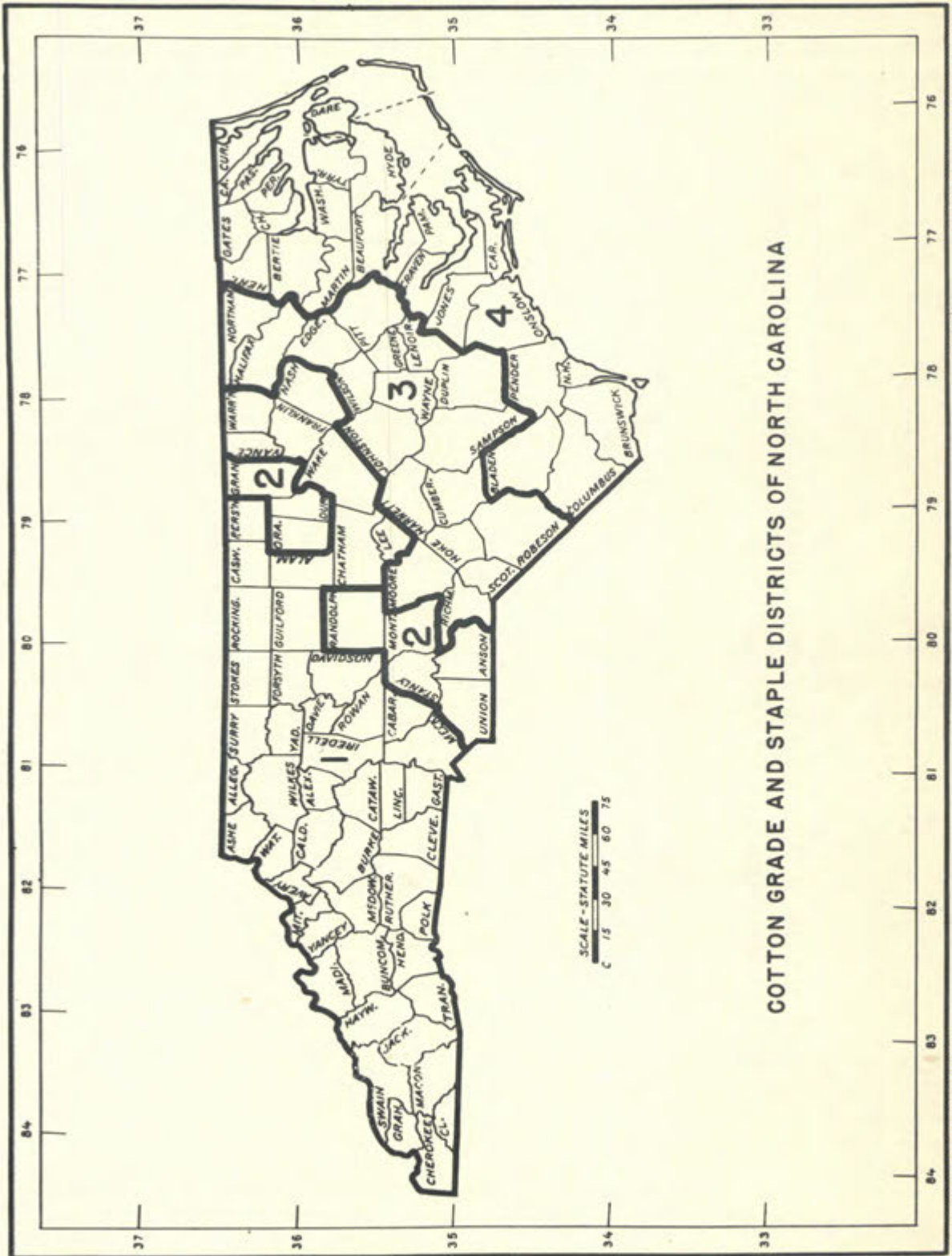
4/ As reported by the Bureau of the Census.

* Less than 0.05 percent.



COTTON GRADE AND STAPLE DISTRICTS OF MISSISSIPPI

FIGURE 5



COTTON GRADE AND STAPLE DISTRICTS OF NORTH CAROLINA

FIGURE 6

Table 52.- Staple length of upland cotton ginned in Oklahoma, by districts, crop of 1939 (fig. 7)

Staple length (inches)	District					State	District					State
	1	2	3	4	5		1	2	3	4	5	
	Bales 1/	Bales 1/	Bales 1/	Bales 1/	Bales 1/	Bales 1/	Percent	Percent	Percent	Percent	Percent	Percent
Shorter than 7/8 2/...	53,719	11,592	1,234	1,187	3,621	71,373	19.9	6.2	5.2	10.3	18.9	13.9
7/8.....	89,412	60,887	8,611	3,548	7,530	160,948	29.7	32.5	36.4	30.7	39.2	31.4
29/32.....	66,096	67,283	8,630	3,994	3,985	145,948	29.0	36.0	36.6	31.1	20.7	28.4
15/16.....	39,116	33,226	3,912	1,837	2,024	80,114	14.5	17.8	16.6	15.9	10.5	19.7
31/32.....	19,221	11,075	1,188	785	1,170	33,439	7.1	5.9	5.0	6.8	6.1	6.5
1.....	11,032	2,533	56	461	759	14,841	4.1	1.4	.2	4.0	3.9	2.9
1-1/32.....	3,773	453	-	139	124	4,489	1.4	.2	-	1.2	.6	.9
1-1/16.....	902	69	-	-	25	996	.3	-	-	-	.1	.2
1-3/32.....	44	-	-	-	-	44	-	-	-	-	-	-
1-1/8.....	-	-	-	-	-	-	-	-	-	-	-	-
1-5/32.....	-	-	-	-	-	-	-	-	-	-	-	-
1-3/16.....	-	-	-	-	-	-	-	-	-	-	-	-
1-7/32.....	-	-	-	-	-	-	-	-	-	-	-	-
1-1/4 and longer.....	-	-	-	-	-	-	-	-	-	-	-	-
No staple 2/ 3/.....	36	22	-	-	-	58	.2	.2	-	-	-	-
All lengths.....	270,311	187,099	23,631	11,551	19,858	511,850	100.0	100.0	100.0	100.0	100.0	100.0

1/ Quantities in running bales; round bales counted as half bales. Linters excluded.
 2/ Untenderable in settlement of futures contracts made subject to sec. 5 of the United States Cotton Futures Act and the regulations of the Secretary of Agriculture thereunder.
 3/ "No staple" denotes bales for which no specific length is assigned because of character defects.
 4/ As reported by the Bureau of the Census.
 5/ Less than 0.05 percent.

Table 53.- Staple length of upland cotton ginned in South Carolina, by districts, crop of 1939 (fig. 8)

Staple length (inches)	District				State	District				State
	1	2	3	4		1	2	3	4	
	Bales 1/	Bales 1/	Bales 1/	Bales 1/	Bales 1/	Percent	Percent	Percent	Percent	Percent
Shorter than 7/8 2/...	220	26	27	13	286	0.1	0.2	0.4	1.9	1.1
7/8.....	6,853	158	1,456	669	9,138	1.7	1.1	1.9	5.1	2.9
29/32.....	19,970	908	6,442	1,753	28,073	4.0	3.1	11.2	17.6	12.6
15/16.....	58,730	8,866	37,732	6,028	107,346	13.8	10.6	21.2	25.7	23.5
31/32.....	58,637	21,372	71,697	8,410	200,516	24.9	25.4	21.2	29.4	32.0
1.....	131,294	30,392	101,060	10,102	272,808	33.2	36.1	29.9	29.4	17.3
1-1/32.....	63,281	14,336	64,990	4,540	147,156	16.0	17.1	19.2	13.3	6.5
1-1/16.....	18,472	4,501	31,001	1,623	55,797	4.7	5.4	9.2	5.3	1.9
1-3/32.....	3,964	1,403	10,319	409	16,115	1.0	1.7	3.1	1.2	.9
1-1/8.....	1,343	722	5,582	72	7,718	.3	.9	1.7	.2	.2
1-5/32.....	266	493	2,757	-	3,506	.1	.6	.8	-	.4
1-3/16.....	341	420	1,844	86	2,691	.1	.5	.3	.3	.2
1-7/32.....	109	130	1,122	-	1,356	.1	.2	.5	-	.3
1-1/4 and longer.....	462	206	1,722	-	2,390	.1	.2	.5	-	.2
No staple 2/ 3/.....	37	25	103	-	165	.1	.1	.1	-	.1
All lengths.....	395,935	83,977	337,895	34,314	852,081	100.0	100.0	100.0	100.0	100.0

1/ Quantities in running bales. Linters excluded.
 2/ Untenderable in settlement of futures contracts made subject to sec. 5 of the United States Cotton Futures Act and the regulations of the Secretary of Agriculture thereunder.
 3/ "No staple" denotes bales for which no specific length is assigned because of character defects.
 4/ As reported by the Bureau of the Census.
 5/ Less than 0.05 percent.

Table 54.- Staple length of upland cotton ginned in Tennessee, by districts, crop of 1939 (fig. 9)

Staple length (inches)	District			State	District			State
	1	2	3		1	2	3	
	Bales 1/	Bales 1/	Bales 1/	Bales 1/	Percent	Percent	Percent	Percent
Shorter than 7/8 2/...	7,646	2,799	2,446	12,891	2.1	12.4	4.9	3.0
7/8.....	22,738	2,832	7,361	32,931	6.2	14.6	14.8	7.6
29/32.....	30,253	1,439	6,080	37,772	8.2	9.4	12.3	6.7
15/16.....	46,224	1,869	7,369	55,462	12.6	12.3	14.9	12.8
31/32.....	66,605	3,149	10,277	80,031	18.1	20.7	20.7	14.5
1.....	82,418	1,433	8,617	92,468	22.4	11.9	17.4	21.5
1-1/32.....	63,613	1,053	4,990	69,662	17.3	6.9	10.1	16.1
1-1/16.....	31,425	142	1,928	33,505	8.6	.9	3.9	7.8
1-3/32.....	12,266	120	457	12,843	3.3	.8	.9	3.0
1-1/8.....	3,393	13	42	3,448	.9	.1	.1	.8
1-5/32.....	596	-	20	616	.2	-	-	.1
1-3/16.....	166	-	-	166	.1	-	-	.1
1-7/32.....	17	-	-	17	.0	-	-	.0
1-1/4 and longer.....	-	-	20	20	-	-	-	.0
No staple 2/ 3/.....	100	-	11	111	.0	-	-	.0
All lengths.....	367,536	15,229	49,618	432,383	100.0	100.0	100.0	100.0

1/ Quantities in running bales. Linters excluded.
 2/ Untenderable in settlement of futures contracts made subject to sec. 5 of the United States Cotton Futures Act and the regulations of the Secretary of Agriculture thereunder.
 3/ "No staple" denotes bales for which no specific length is assigned because of character defects.
 4/ As reported by the Bureau of the Census.
 5/ Less than 0.05 percent.

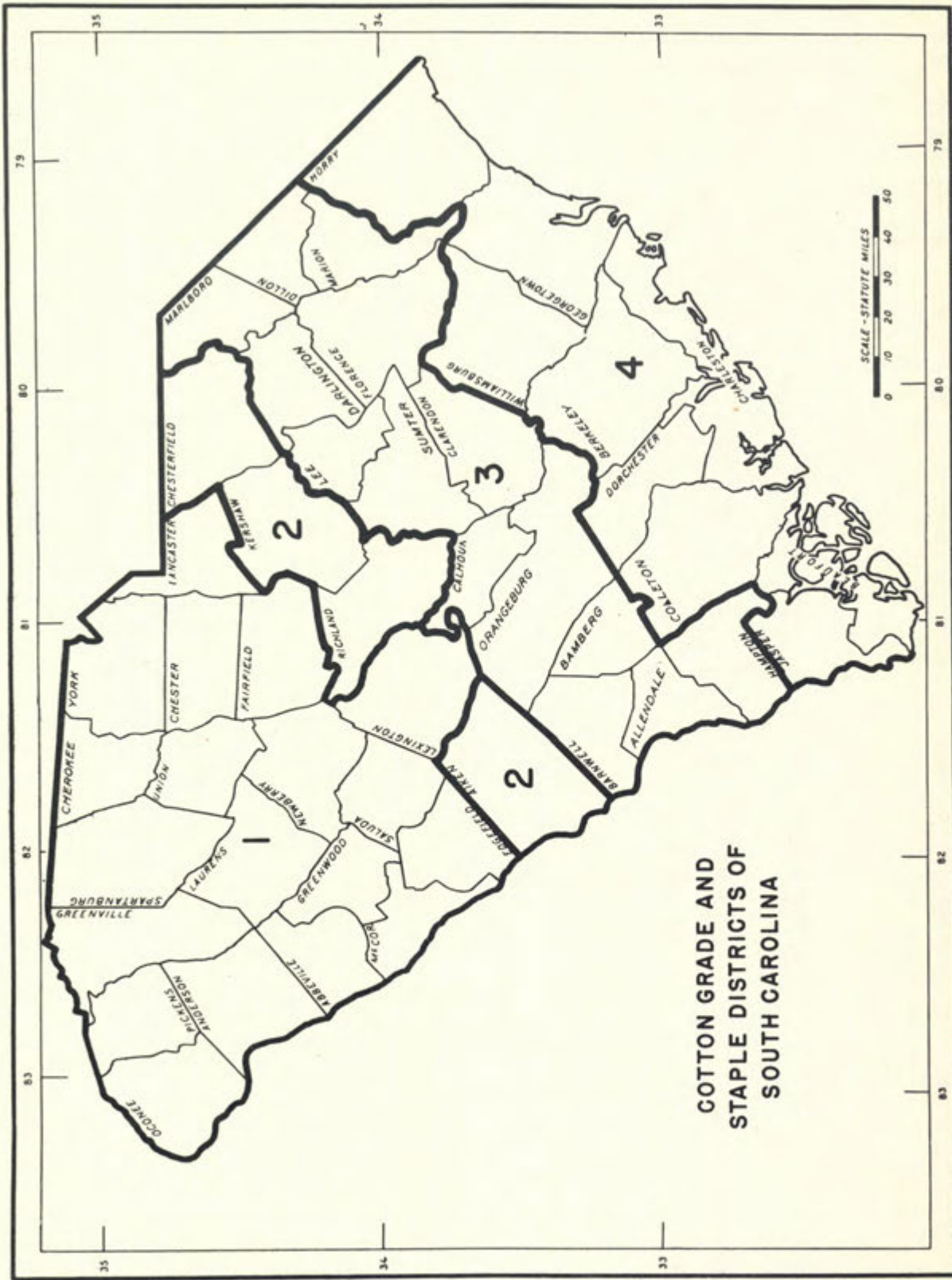


FIGURE 8

Table 55.-- Staple length of upland cotton ginned in Texas, by districts, crop of 1939 (fig. 10)

Staple length (inches)	District										State
	1	2	3	4	5	6	7	8	9	10	
	Bales 1/	Bales 1/	Bales 1/	Bales 1/	Bales 1/	Bales 1/	Bales 1/	Bales 1/	Bales 1/	Bales 1/	Bales 1/
Shorter than 7/8 2/...	131,586	120,781	9,756	98,895	90,470	-	5,560	12,578	1,524	2,093	493,173
7/8	112,783	112,641	10,815	291,532	143,778	119	11,413	40,163	7,099	7,641	794,304
29/32	42,290	52,386	5,065	267,300	115,807	119	7,731	43,999	11,951	7,527	553,715
15/16	26,527	33,085	2,177	144,204	79,869	67	4,692	56,252	21,309	14,120	379,095
31/32	6,668	15,505	586	44,028	46,042	1,095	1,521	56,994	28,325	19,111	221,686
1	3,604	7,219	268	15,724	27,310	3,298	530	64,532	30,721	25,306	170,782
1-1/32	501	2,564	34	4,788	10,999	9,846	79	49,182	15,525	25,186	114,664
1-1/16	79	725	-	1,105	3,731	27,732	-	13,146	4,154	11,168	61,900
1-3/32	33	179	-	67	466	26,643	-	699	498	2,251	30,216
1-1/8	-	-	17	13	56	5,295	-	30	63	361	5,775
1-5/32	-	-	-	-	-	406	-	-	16	62	484
1-3/16	-	-	-	-	-	-	-	-	-	-	-
1-7/32	-	-	-	-	-	-	-	-	-	-	-
1-1/4 and longer	-	-	-	-	-	-	-	-	-	-	-
No staple 2/ 3/	141	186	-	33	-	20	-	-	-	-	360
All lengths	364,092	352,171	26,718	829,249	475,148	75,130	31,926	323,178	121,746	115,406	2,736,764
	Percent	Percent	Percent	Percent	Percent	Percent	Percent	Percent	Percent	Percent	Percent
Shorter than 7/8 2/...	43.9	34.2	34.0	7.1	10.6	-	17.4	7.9	1.3	1.8	16.6
7/8	29.4	31.7	37.7	35.2	30.3	0.2	37.0	12.8	5.8	6.5	27.2
29/32	11.0	14.9	17.6	32.2	24.4	.2	24.2	13.5	9.8	6.5	20.2
15/16	6.9	9.5	7.6	17.4	16.0	.9	14.7	17.4	17.5	12.2	13.9
31/32	1.7	4.4	2.0	5.4	9.8	1.5	4.6	17.6	23.8	16.6	8.1
19	2.2	.9	2.0	5.7	4.3	1.7	16.9	25.1	22.4	6.2
1-1/323	.7	.1	.6	2.3	13.1	.2	14.0	12.8	21.8	4.2
1-1/16	*	.2	-	.1	.8	36.8	-	4.1	3.4	9.7	2.3
1-3/32	*	.1	-	*	.1	35.5	-	.2	.4	2.0	1.1
1-1/8	-	-	.1	*	*	7.0	-	*	.1	.3	.2
1-5/32	-	-	-	-	-	.5	-	-	-	.1	-
1-3/16	-	-	-	-	-	-	-	-	-	-	-
1-7/32	-	-	-	-	-	-	-	-	-	-	-
1-1/4 and longer	-	-	-	-	-	-	-	-	-	-	-
No staple 2/ 3/	*	.1	-	*	-	*	-	-	-	-	*
All lengths	100.0	100.0	100.0	100.0	100.0	100.0	100.0	100.0	100.0	100.0	100.0

1/ Quantities in running bales; round bales counted as half bales. Linters excluded.

2/ Untenderable in settlement of futures contracts made subject to sec. 5 of the United States Cotton Futures Act and the regulations of the Secretary of Agriculture thereunder.

3/ "No staple" denotes bales for which no specific length is assigned because of character defects.

4/ As reported by the Bureau of the Census.

* Less than 0.05 percent.

Table 56.- Grade and staple length of upland cotton in the carry-over, United States, Aug. 1, 1939

Grade	Shorter than 7/8 inch 1/2	7/8 inch	29/32 inch	15/16 inch	31/32 inch	1 inch	1-1/32 inches	1-1/16 inches	1-1/8 inches	1-5/32 inches	1-1/4 inches	1-3/16 inches	1-7/32 inches	1-1/2 inches and longer	All staple lengths
	Bales 2/	Bales 2/	Bales 2/	Bales 2/	Bales 2/	Bales 2/	Bales 2/	Bales 2/	Bales 2/	Bales 2/	Bales 2/	Bales 2/	Bales 2/	Bales 2/	Bales 2/
Extra White:															
1-0-N.	---	---	---	---	---	---	---	---	---	---	---	---	---	---	---
1-1-N.	39	10	185	266	20	325	3,439	6,933	11,603	8,790	2,166	39	19	342	31,322
2-N.	508	329	1,013	866	1,456	2,151	13,126	25,026	67,454	37,466	9,153	342	19	175	157,439
3-N.	200	1,013	1,119	1,119	1,336	3,177	2,882	13,067	18,004	25,687	5,665	175	21	21	76,180
4-N.	103	597	628	597	458	1,038	2,534	2,534	2,650	799	---	---	---	---	16,949
5-N.	22	81	90	68	44	112	33	33	134	37	---	---	---	---	3,037
6-N.	---	---	---	---	---	---	---	---	---	---	---	---	---	---	719
7-N.	---	---	---	---	---	---	---	---	---	---	---	---	---	---	---
8-N.	---	---	---	---	---	---	---	---	---	---	---	---	---	---	---
9-N.	---	---	---	---	---	---	---	---	---	---	---	---	---	---	---
Total	902	1,805	1,664	4,061	3,953	8,942	26,561	47,698	99,808	72,697	17,721	957	19	---	289,806
White:															
1-0-N.	---	---	---	---	---	---	---	---	---	---	---	---	---	---	---
1-1-N.	---	---	---	---	---	---	---	---	---	---	---	---	---	---	---
2-N.	12,026	15,529	5,233	15,416	10,708	12,478	12,321	21,030	20,321	16,113	4,026	---	---	---	165
3-N.	137,651	293,504	100,423	259,115	136,337	293,542	167,021	294,421	34,511	81,969	24,131	2,950	718	2,493	161,158
4-N.	367,433	893,135	292,015	711,771	372,514	711,570	395,327	513,418	183,701	82,009	82,009	16,662	6,662	7,180	1,491,013
5-N.	253,665	644,727	294,808	515,519	281,918	608,287	261,612	208,933	121,769	89,769	29,769	16,013	2,330	2,385	4,523,094
6-N.	81,328	261,694	81,328	167,158	102,760	135,784	87,835	64,152	28,840	35,314	6,360	2,357	390	496	3,059,335
7-N.	14,024	23,126	4,260	14,718	5,283	7,869	7,869	12,157	3,440	5,440	942	132	1	---	1,044,376
8-N.	2,173	2,167	490	3,742	5,302	6,102	1,685	7,205	1,709	66	---	---	---	---	102,996
9-N.	---	---	---	---	---	---	---	---	---	---	---	---	---	---	28,901
Total	890,490	2,044,766	790,475	1,642,895	919,310	1,990,246	913,353	1,085,995	359,738	60,328	107,996	60,328	14,471	22,043	10,466,469
Spotted:															
1-0-N.	---	---	---	---	---	---	---	---	---	---	---	---	---	---	---
1-1-N.	---	---	---	---	---	---	---	---	---	---	---	---	---	---	---
2-N.	11,002	12,483	8,504	8,375	2,800	2,417	1,093	1,354	480	640	2	135	---	---	36,983
3-N.	152,501	275,217	66,708	139,147	65,246	140,548	32,182	11,172	2,203	6,182	42	202	2	107	561,282
4-N.	31,775	51,548	16,194	23,631	8,159	8,208	3,689	19,482	4,503	10,618	713	415	64	121	613,071
5-N.	11,153	14,700	4,334	8,077	3,516	4,334	1,819	2,877	1,096	1,096	156	46	---	---	184,260
6-N.	---	---	---	---	---	---	---	---	---	---	---	---	---	---	---
7-N.	---	---	---	---	---	---	---	---	---	---	---	---	---	---	---
8-N.	---	---	---	---	---	---	---	---	---	---	---	---	---	---	---
9-N.	---	---	---	---	---	---	---	---	---	---	---	---	---	---	---
Total	315,263	462,110	179,735	292,617	119,937	126,115	54,516	39,315	11,447	19,012	1,421	892	66	244	1,622,911
Striped:															
1-0-N.	---	---	---	---	---	---	---	---	---	---	---	---	---	---	---
1-1-N.	---	---	---	---	---	---	---	---	---	---	---	---	---	---	---
2-N.	354	968	269	559	93	260	51	67	58	58	---	---	---	---	2,679
3-N.	4,333	11,257	3,257	4,976	1,739	2,566	1,025	710	37	341	26	---	---	---	31,199
4-N.	4,327	7,687	2,784	3,518	1,254	1,656	475	944	108	108	---	---	---	---	29,131
5-N.	3,501	5,231	1,190	2,273	1,015	2,321	278	39	9	1	---	---	---	---	19,439
6-N.	4,572	5,408	1,567	6,946	2,824	4,860	4,602	1,184	64	64	---	---	---	---	30,190
7-N.	---	---	---	---	---	---	---	---	---	---	---	---	---	---	---
8-N.	---	---	---	---	---	---	---	---	---	---	---	---	---	---	---
9-N.	---	---	---	---	---	---	---	---	---	---	---	---	---	---	---
Total	17,687	30,471	9,007	22,314	6,395	10,713	6,700	3,476	237	670	28	---	---	---	106,638
Yellow Striped:															
1-0-N.	---	---	---	---	---	---	---	---	---	---	---	---	---	---	---
1-1-N.	---	---	---	---	---	---	---	---	---	---	---	---	---	---	---
2-N.	31	60	37	62	1	26	---	---	---	---	---	---	---	---	29
3-N.	260	479	162	352	31	20	---	---	---	---	---	---	---	---	1,039
4-N.	762	1,336	62	356	182	21	---	---	---	---	---	---	---	---	2,099
5-N.	---	---	---	---	---	---	---	---	---	---	---	---	---	---	---
6-N.	---	---	---	---	---	---	---	---	---	---	---	---	---	---	---
7-N.	---	---	---	---	---	---	---	---	---	---	---	---	---	---	---
8-N.	---	---	---	---	---	---	---	---	---	---	---	---	---	---	---
9-N.	---	---	---	---	---	---	---	---	---	---	---	---	---	---	---
Total	1,023	1,675	151	540	216	69	---	---	---	---	---	---	---	---	3,407
Gray:															
1-0-N.	---	---	---	---	---	---	---	---	---	---	---	---	---	---	---
1-1-N.	---	---	---	---	---	---	---	---	---	---	---	---	---	---	---
2-N.	112	400	157	343	31	107	149	35	16	35	---	---	---	---	381
3-N.	30	288	170	348	341	724	257	523	367	42	---	---	---	---	4,187
4-N.	---	---	---	---	---	---	---	---	---	---	---	---	---	---	4,909
5-N.	---	---	---	---	---	---	---	---	---	---	---	---	---	---	---
6-N.	---	---	---	---	---	---	---	---	---	---	---	---	---	---	---
7-N.	---	---	---	---	---	---	---	---	---	---	---	---	---	---	---
8-N.	---	---	---	---	---	---	---	---	---	---	---	---	---	---	---
9-N.	---	---	---	---	---	---	---	---	---	---	---	---	---	---	---
Total	152	604	337	691	671	1,790	1,324	1,711	610	74	---	---	---	---	9,477
Below grade 2/3:															
1-0-N.	---	---	---	---	---	---	---	---	---	---	---	---	---	---	---
1-1-N.	---	---	---	---	---	---	---	---	---	---	---	---	---	---	---
2-N.	21,764	1,765	602	11,336	3,467	3,460	1,585	1,510	86	94	1	---	---	---	46,490
3-N.	---	---	---	---	---	---	---	---	---	---	---	---	---	---	---
4-N.	---	---	---	---	---	---	---	---	---	---	---	---	---	---	---
5-N.	---	---	---	---	---	---	---	---	---	---	---	---	---	---	---
6-N.	---	---	---	---	---	---	---	---	---	---	---	---	---	---	---
7-N.	---	---	---	---	---	---	---	---	---	---	---	---	---	---	---
8-N.	---	---	---	---	---	---	---	---	---	---	---	---	---	---	---
9-N.	---	---	---	---	---	---	---	---	---	---	---	---	---	---	---
Total	1,261,511	2,091,646	934,303	2,034,694	1,094,417	1,741,045	1,003,460	1,177,668	593,531	127,880	61,493	61,493	14,956	22,087	12,953,118

See footnotes at end of table.

Table 56.- Grade and staple length of upland cotton in the carry-over, United States, Aug. 1, 1939--Continued.

Grade	Shorter than 7/8 inch $\frac{3}{4}$ Percent	7/8 inch Percent	29/32 inch Percent	15/16 inch Percent	31/32 inch Percent	1 inch Percent	1-1/32 inch Percent	1-1/16 inch Percent	1-1/8 inch Percent	1-1/4 inch Percent	1-1/2 inch Percent	1-3/4 inch and longer Percent	All staple lengths Percent
Extra White:													
1-0-M.	5.3	0.6	1.9	2.1	1.7	..	0.3
1-1-M.	0.2	1.5	2.1	8.4	12.4	7.2	..	1.2
2-M.	0.1	1.1	5.2	3.3	4.4	..	1.6
3-1-M.	0.1
4-1-M.
5-0-0.
5-0-0.
Total	0.1	0.1	2.6	4.1	15.1	14.4	13.9	..	2.2
White:													
1-0-M.
2-0-M.
3-0-M.
4-0-M.
5-M.
6-1-M.
7-1-M.
8-0-0.
9-0-0.
Total	71.4	80.4	79.4	83.5	87.1	81.3	91.0	92.0	79.4	79.4	84.8	94.9	84.0
Spotted:													
1-0-M.
2-0-M.
3-0-M.
4-0-M.
5-M.
6-1-M.
7-1-M.
8-0-0.
9-0-0.
Total	25.3	18.1	19.3	14.5	11.4	7.2	5.4	3.5	4.2	2.1	1.1	1.1	12.5
Tinged:													
1-0-M.
2-0-M.
3-0-M.
4-0-M.
5-M.
6-1-M.
7-1-M.
8-0-0.
9-0-0.
Total	1.4	1.2	1.0	1.1
Yellow Stained:													
1-0-M.
2-0-M.
3-0-M.
4-0-M.
5-M.
6-1-M.
7-1-M.
8-0-0.
9-0-0.
Total	1.7
Below grade $\frac{3}{4}$:													
All grades	100.0	100.0	100.0	100.0	100.0	100.0	100.0	100.0	100.0	100.0	100.0	100.0	100.0
All grades by length	9.6	19.6	7.2	15.6	8.1	13.5	7.8	9.1	3.5	4.2	1.0	..	100.0

$\frac{3}{4}$ Underbar in settlement of futures contracts subject to sec. 5 of the United States Cotton Futures Act and the regulations of the Secretary of Agriculture thereunder.

$\frac{3}{4}$ Quantities in running bales; round bales counted as half bales. Linters excluded.

$\frac{3}{4}$ Includes all samples lower in grade than the lowest official standard for the corresponding color group.

$\frac{3}{4}$ As reported by the Bureau of the Census.

* Less than 0.05 percent.

Table 57.- Grade and staple length of American-Egyptian cotton in the carry-over, United States, Aug. 1, 1939 ^{1/}

Grade	Shorter than 1-1/2 inches	1-1/2 and 1-17/32 inches	1-9/16 and 1-19/32 inches	1-5/8 and 1-21/32 inches	1-11/16 and 1-23/32 inches	1-3/4 inches and longer	All staple lengths
	Bales ^{2/}	Bales ^{2/}	Bales ^{2/}	Bales ^{2/}	Bales ^{2/}	Bales ^{2/}	Bales ^{2/}
1 and 1-1/2	124	2,842	2,423	100	—	—	5,489
2 and 2-1/2	132	1,028	2,055	100	—	—	3,315
3 and 3-1/2	24	586	291	50	—	—	951
4 and 4-1/2	—	157	81	—	—	—	238
5	—	224	—	—	—	—	224
Below 5	—	72	—	—	—	—	72
All grades	280	4,909	4,850	250	—	—	^{3/} 10,289
	Percent	Percent	Percent	Percent	Percent	Percent	Percent
1 and 1-1/2	44.3	57.9	49.9	40.0	—	—	53.4
2 and 2-1/2	47.1	20.9	42.4	40.0	—	—	32.2
3 and 3-1/2	8.6	11.9	6.0	20.0	—	—	9.2
4 and 4-1/2	—	3.2	1.7	—	—	—	2.3
5	—	4.6	—	—	—	—	2.2
Below 5	—	1.5	—	—	—	—	.7
All grades	100.0	100.0	100.0	100.0	—	—	100.0
All grades by length	2.7	47.7	47.2	2.4	—	—	100.0

^{1/} Includes Pima and SFP.

^{2/} Quantities in running bales.

^{3/} As reported by the Bureau of the Census.

Table 58.- Grade and staple length of sea-island cotton in the carryover, United States, Aug. 1, 1939 ^{1/}

Grade	Shorter than 1-1/2 inches	1-1/2 and 1-17/32 inches	1-9/16 and 1-19/32 inches	1-5/8 and 1-21/32 inches	1-11/16 and 1-23/32 inches	1-3/4 inches and longer	All staple lengths
	Bales ^{2/}	Bales ^{2/}	Bales ^{2/}	Bales ^{2/}	Bales ^{2/}	Bales ^{2/}	Bales ^{2/}
1 and 1-1/2	—	17	227	668	117	8	1,037
2 and 2-1/2	—	219	500	528	—	8	1,255
3 and 3-1/2	—	100	100	170	—	—	370
4 and 4-1/2	—	81	68	100	—	—	249
5 and 5-1/2	—	17	—	—	—	—	17
6	—	—	—	—	—	—	—
Below 6	—	—	—	—	—	—	—
All grades	—	434	895	1,466	117	16	^{3/} 2,928
	Percent	Percent	Percent	Percent	Percent	Percent	Percent
1 and 1-1/2	—	3.9	25.3	45.6	100.0	50.0	35.4
2 and 2-1/2	—	50.5	55.9	36.0	—	50.0	42.9
3 and 3-1/2	—	23.0	11.2	11.6	—	—	12.6
4 and 4-1/2	—	18.7	7.6	6.8	—	—	8.5
5 and 5-1/2	—	3.9	—	—	—	—	.6
6	—	—	—	—	—	—	—
Below 6	—	—	—	—	—	—	—
All grades	—	100.0	100.0	100.0	100.0	100.0	100.0
All grades by length	—	14.8	30.6	50.1	4.0	.5	100.0

^{1/} The carry-over was classed according to standards promulgated Aug. 10, 1938, effective Aug. 10, 1939.

^{2/} Quantities in running bales.

^{3/} As reported by the Bureau of the Census.

Table 59.—Tenderability of upland cotton in the carry-over, United States, Aug. 1, 1930-39

Year	Tenderable ^{1/}						Untenderable						Total ^{2/}			
	Staple lengths 7/8 to 1-1/32 inches		Staple lengths 1-1/16 inches and longer		Total tenderable		Untenderable in grade only		Untenderable in staple only		Untenderable in both grade and staple				Total untenderable	
	Bales ^{3/}	Percent	Bales ^{3/}	Percent	Bales ^{3/}	Percent	Bales ^{3/}	Percent	Bales ^{3/}	Percent	Bales ^{3/}	Percent	Bales ^{3/}	Percent	Bales ^{3/}	Percent
1930	2,666,600	61.8	749,700	17.4	3,416,300	79.2	490,500	10.5	268,400	6.2	178,400	4.1	897,300	20.8	4,313,600	100.0
1931	4,775,000	76.4	779,300	12.3	5,554,300	88.7	299,500	3.9	425,900	6.8	39,300	.6	702,700	11.3	6,256,000	100.0
1932	7,418,400	77.6	1,464,300	15.3	8,882,700	92.9	379,300	4.0	242,800	2.5	99,500	.6	677,600	7.1	9,560,300	100.0
1933	6,065,800	75.2	1,371,600	17.0	7,437,400	92.2	443,900	5.5	194,800	1.9	33,600	.4	632,300	7.8	8,069,700	100.0
1934	5,709,500	74.8	1,260,300	16.5	6,969,800	91.3	494,900	5.7	181,400	2.3	52,000	.7	668,300	8.7	7,638,100	100.0
1935	5,357,800	75.2	1,083,200	14.2	6,371,000	89.4	289,100	3.2	490,900	6.9	37,300	.5	757,300	10.6	7,128,300	100.0
1936	3,907,100	73.3	491,900	9.2	4,399,000	82.5	369,100	6.9	505,500	9.5	57,900	1.1	930,500	17.5	5,329,500	100.0
1937	2,805,200	64.0	693,000	14.9	3,498,200	78.9	317,000	7.2	467,000	10.7	139,600	3.2	923,600	25.1	4,421,800	100.0
1938	7,712,009	67.4	1,499,491	13.1	9,201,460	80.5	909,027	7.9	1,152,786	10.1	173,089	1.5	2,208,898	19.5	11,410,358	100.0
1939	8,373,218	69.3	2,396,996	18.2	11,330,214	87.5	369,393	2.8	1,152,947	8.9	94,504	.8	1,612,904	12.5	12,943,118	100.0

^{1/} Tenderable in settlement of futures contracts made subject to sec. 5 of the United States Cotton Futures Act and the regulations of the Secretary of Agriculture thereunder.
^{2/} As reported by the Bureau of the Census. Number of bales for 1930-37 are rounded figures.
^{3/} Quantities in running bales; round bales counted as half bales. Linters excluded.

Table 60.—Average staple length of upland cotton in the carry-over, by places of storage, United States, Aug. 1, 1928-39

Place of storage	1928 ^{1/}	1929 ^{1/}	1930 ^{1/}	1931 ^{1/}	1932 ^{1/}	1933 ^{1/}	1934 ^{1/}	1935 ^{1/}	1936 ^{1/}	1937 ^{1/}	1938 ^{2/}	1939 ^{2/}
	Thirty-second inches	Thirty-second inches	Thirty-second inches	Thirty-second inches	Thirty-second inches	Thirty-second inches	Thirty-second inches	Thirty-second inches	Thirty-second inches	Thirty-second inches	Thirty-second inches	Thirty-second inches
Consuming establishments . . .	33.24	32.90	32.76	32.56	32.72	32.70	32.76	33.48	33.30	33.24	33.17	33.25
Public warehouses, compresses, and elsewhere	32.64	31.12	30.84	30.90	31.16	31.46	31.26	30.68	29.98	22.94	30.47	31.07
All places of storage . . .	32.88	31.90	31.30	30.80	31.34	31.66	31.48	30.98	30.52	30.85	30.76	31.21

^{1/} Averages expressed in sixteenth of an inch are published in table 31 of a multilithed report entitled "Grade, Staple Length, and Tenderability of Cotton in the United States, 1928-29 to 1937-38", issued in October, 1938. For purposes of comparison, these averages have been converted to thirty-seconds of an inch by multiplying by 2.

^{2/} Averages calculated on midpoints of staple groups (for example, 25/32 = 29.5). The midpoints of the groups "shorter than 7/8 inch" and "1-1/8 inches and longer" were considered to be 27.0 and 41.0, respectively.

Table 63.— Carry-over, crop, supply, and disappearance of upland cotton, by grade, crops of 1928-39 1/

Carry-over											
Aug. 1	White and Extra White						Spotted			Spotted S.L.M. and L.M., other colored, 2/ and no grade	All grades 3/
	G.M. and above	S.M.	Mid.	S.L.M.	L.M.	S.O.O. and G.O.	G.M.	S.M.	Mid.		
	1,000 bales 1/	1,000 bales 1/	1,000 bales 1/	1,000 bales 1/	1,000 bales 1/	1,000 bales 1/	1,000 bales 1/	1,000 bales 1/	1,000 bales 1/		
1928	181.0	756.1	757.5	330.8	78.4	53.7	14.4	54.9	51.9	129.1	2,419.8
1929	81.9	431.8	688.3	348.2	132.7	134.5	9.1	52.6	54.1	179.4	2,122.6
1930	188.4	901.3	1,294.4	588.9	288.2	220.6	32.5	160.6	210.1	428.6	4,313.6
1931	253.5	1,560.9	2,094.6	934.9	274.8	92.8	33.1	383.0	348.2	210.2	6,246.0
1932	491.2	3,223.9	3,311.2	1,092.2	245.6	247.2	102.4	392.3	244.3	210.0	9,560.3
1933	225.1	1,963.8	2,435.8	1,142.3	269.1	228.2	102.6	547.3	385.9	268.6	8,069.7
1934	295.0	1,900.4	2,566.8	1,147.2	253.3	128.4	111.9	478.1	378.8	378.2	7,638.1
1935	171.2	1,661.1	2,696.5	1,431.1	234.8	56.7	45.5	445.3	346.6	252.1	7,128.9
1936	83.4	1,042.7	1,959.7	863.2	251.3	80.9	61.1	335.2	286.5	365.5	5,329.5
1937	98.9	674.8	1,393.7	863.8	333.0	100.6	32.4	294.5	274.9	375.2	4,381.8
1938	133.6	1,298.6	3,439.5	2,684.6	1,165.2	434.6	48.3	666.0	688.8	677.2	11,436.4
1939	194.9	2,004.6	4,697.2	3,072.9	1,052.1	130.6	47.0	561.8	614.0	368.0	12,943.1

Crop											
Crop year	White and Extra White						Spotted			Spotted S.L.M. and L.M., other colored, 2/ and no grade	All grades 3/
	G.M. and above	S.M.	Mid.	S.L.M.	L.M.	S.O.O. and G.O.	G.M.	S.M.	Mid.		
	1,000 bales 1/	1,000 bales 1/	1,000 bales 1/	1,000 bales 1/	1,000 bales 1/	1,000 bales 1/	1,000 bales 1/	1,000 bales 1/	1,000 bales 1/		
1928	1,819.0	4,967.5	3,344.0	1,405.2	454.4	336.7	142.9	792.7	466.1	519.7	14,268.2
1929	1,083.2	4,046.7	4,479.6	1,914.2	812.9	370.2	47.1	648.9	564.3	552.9	14,519.0
1930	1,029.4	4,578.4	4,339.3	1,780.8	584.7	153.2	147.2	557.0	335.2	250.0	13,732.2
1931	1,028.2	6,047.6	5,322.3	1,824.4	670.0	587.0	115.3	428.5	247.9	348.0	16,615.2
1932	361.2	3,273.8	4,562.7	1,668.8	399.2	173.6	193.6	673.0	1,054.0	375.0	12,701.3
1933	646.0	3,033.1	3,308.6	1,332.8	282.7	64.4	479.4	2,130.1	1,041.8	335.4	12,694.3
1934	1,035.0	3,446.5	2,708.8	790.1	170.2	282.7	130.2	345.4	345.4	181.0	9,458.0
1935	382.6	2,488.8	3,053.1	1,383.1	520.6	255.5	57.7	825.3	672.1	763.9	10,402.7
1936	522.2	2,569.8	3,479.0	1,933.9	764.4	249.5	124.4	1,233.6	779.4	447.2	12,123.8
1937	596.3	2,695.3	4,872.9	3,704.4	1,496.2	635.9	81.3	1,568.8	1,663.7	1,026.3	18,237.1
1938	315.0	2,343.9	3,778.5	2,161.0	346.4	66.8	67.5	1,364.5	974.7	190.1	11,996.4
1939	188.0	1,928.5	3,430.1	2,939.5	999.1	120.6	32.2	743.3	674.0	299.0	11,452.3

Supply 5/											
Year	White and Extra White						Spotted			Spotted S.L.M. and L.M., other colored, 2/ and no grade	All grades 3/
	G.M. and above	S.M.	Mid.	S.L.M.	L.M.	S.O.O. and G.O.	G.M.	S.M.	Mid.		
	1,000 bales 1/	1,000 bales 1/	1,000 bales 1/	1,000 bales 1/	1,000 bales 1/	1,000 bales 1/	1,000 bales 1/	1,000 bales 1/	1,000 bales 1/		
1928	2,000.0	5,795.6	4,101.5	1,736.0	532.8	390.4	157.3	847.6	518.0	648.8	16,688.0
1929	1,165.1	4,477.5	5,167.9	2,262.4	945.6	504.7	56.2	701.5	628.4	732.3	16,641.6
1930	1,217.8	5,479.7	5,613.7	2,369.7	869.9	173.8	179.7	717.6	545.3	678.6	18,045.8
1931	1,281.7	7,608.5	7,435.9	2,795.3	944.8	679.8	204.4	811.5	596.1	558.2	22,861.2
1932	852.4	6,503.7	7,473.9	2,761.0	604.8	420.8	296.0	1,446.3	917.3	545.4	22,261.6
1933	872.1	4,396.9	6,144.4	2,575.1	551.8	292.8	582.0	2,677.4	1,427.5	604.0	20,724.0
1934	1,320.0	5,346.9	5,279.6	1,897.3	523.5	174.8	242.1	1,142.5	784.2	549.2	17,096.1
1935	553.8	4,149.3	5,749.6	2,634.2	793.4	312.2	103.2	1,270.6	1,026.7	996.0	17,531.6
1936	605.6	3,612.5	5,436.7	2,797.1	1,015.7	330.4	225.9	1,944.8	1,065.9	812.7	17,453.3
1937	695.2	3,330.1	6,266.6	4,568.2	1,789.2	736.5	113.7	1,463.3	1,938.6	1,401.5	22,618.9
1938	448.6	3,042.5	7,216.0	4,845.6	1,531.6	491.4	115.8	2,030.5	1,863.5	867.3	23,034.8
1939	382.9	3,331.1	6,527.3	6,012.4	1,611.2	251.2	79.2	1,305.1	1,688.0	607.0	24,395.4

Disappearance 6/											
Year	White and Extra White						Spotted			Spotted S.L.M. and L.M., other colored, 2/ and no grade	All grades 3/
	G.M. and above	S.M.	Mid.	S.L.M.	L.M.	S.O.O. and G.O.	G.M.	S.M.	Mid.		
	1,000 bales 1/	1,000 bales 1/	1,000 bales 1/	1,000 bales 1/	1,000 bales 1/	1,000 bales 1/	1,000 bales 1/	1,000 bales 1/	1,000 bales 1/		
1928	1,916.1	5,323.8	3,413.2	1,387.8	400.1	299.9	146.2	795.0	453.9	469.4	14,568.4
1929	976.7	3,576.2	3,473.5	1,473.5	657.4	284.1	23.7	540.9	418.3	305.7	12,328.0
1930	964.3	3,318.8	3,533.1	1,434.8	595.1	281.0	86.6	334.6	197.1	468.4	11,799.8
1931	790.5	4,344.6	4,104.7	1,664.1	693.2	432.6	106.0	419.2	351.8	348.2	13,300.9
1932	625.3	4,539.9	5,036.1	1,538.7	335.7	192.6	193.4	899.0	531.4	316.8	14,191.9
1933	587.1	3,096.5	3,577.6	1,427.9	298.5	164.4	470.1	2,199.3	1,048.7	235.8	13,085.9
1934	1,346.8	3,689.8	2,579.1	666.2	188.7	118.1	196.6	697.2	369.6	317.1	9,967.2
1935	470.4	3,107.2	3,789.9	1,751.0	904.1	231.3	42.1	935.4	740.2	630.5	12,202.1
1936	506.7	2,937.7	4,045.0	1,933.3	682.7	229.8	193.5	1,314.3	791.0	437.5	13,071.5
1937	521.6	2,931.5	2,827.1	1,893.6	624.0	344.9	65.4	1,049.8	724.3	724.3	11,182.5
1938	253.7	1,637.9	2,580.8	1,772.7	459.5	360.8	68.8	1,468.7	1,049.5	499.3	10,091.7

1/ Carry-over figures based on the classification of samples representing cotton on hand; crop figures based on the classification of samples procured from ginsers during the crop year.

2/ "Other colored" cotton includes Tinged, Yellow Tinged, Light Yellow Stained, Yellow Stained, Gray, and Blue Stained.

3/ According to the Bureau of the Census.

4/ Quantities in running bales; round bales counted as half bales. Linters excluded.

5/ Calculated by adding carry-over and crop together.

6/ Calculated by subtracting carry-over (at end of year) from supply.

Table 64.- Carry-over, crop, supply, and disappearance of upland cotton, by staple length, crops of 1928-39

Carry-over									
Aug. 1	Shorter than 7/8 inch 1/	7/8 and 29/32 inch	15/16 and 31/32 inch	1 and 1-1/32 inches	1-1/16 and 1-3/32 inches	1-1/8 and 1-5/32 inches	1-3/16 and 1-7/32 inches	1-1/4 inches and longer	All staple lengths 2/
	1,000 bales 3/	1,000 bales 3/	1,000 bales 3/	1,000 bales 3/	1,000 bales 3/	1,000 bales 3/	1,000 bales 3/	1,000 bales 3/	1,000 bales 3/
1928 . . .	87.8	485.0	426.8	659.8	268.5	287.2	157.0	47.7	2,419.8
1929 . . .	195.0	690.9	397.4	395.1	221.3	170.1	96.4	36.4	2,122.6
1930 . . .	446.8	1,445.6	825.4	783.0	389.3	283.4	115.8	24.3	4,313.6
1931 . . .	463.2	2,615.7	1,528.2	849.2	414.8	269.5	89.7	15.7	6,286.0
1932 . . .	298.3	3,392.6	2,704.0	1,657.6	754.5	546.7	174.0	32.6	9,560.3
1933 . . .	188.4	2,505.6	2,199.3	1,774.6	671.7	562.9	143.6	25.6	8,069.7
1934 . . .	233.4	2,534.1	2,112.9	1,477.4	615.6	529.2	111.6	23.9	7,638.1
1935 . . .	528.8	2,773.6	1,799.5	996.2	533.1	356.4	111.9	29.4	7,128.9
1936 . . .	561.4	2,288.8	1,259.2	715.1	224.8	191.1	66.5	22.6	5,329.5
1937 . . .	606.6	1,600.0	859.0	643.8	296.0	264.3	89.3	22.8	4,361.8
1938 . . .	1,325.8	3,742.4	2,813.5	1,958.8	1,093.9	369.8	113.7	18.5	11,456.4
1939 . . .	1,247.5	3,480.1	3,069.4	2,745.5	1,631.1	670.8	76.4	22.3	12,943.1

Crop									
Crop year	Shorter than 7/8 inch 1/	7/8 and 29/32 inch	15/16 and 31/32 inch	1 and 1-1/32 inches	1-1/16 and 1-3/32 inches	1-1/8 and 1-5/32 inches	1-3/16 and 1-7/32 inches	1-1/4 inches and longer	All staple lengths 2/
	1,000 bales 3/	1,000 bales 3/	1,000 bales 3/	1,000 bales 3/	1,000 bales 3/	1,000 bales 3/	1,000 bales 3/	1,000 bales 3/	1,000 bales 3/
1928 . . .	2,072.1	5,914.8	3,225.7	1,575.8	794.2	489.2	167.9	28.5	14,268.2
1929 . . .	2,923.5	5,533.7	2,748.2	1,693.6	938.6	556.1	119.4	7.9	14,519.0
1930 . . .	1,829.2	5,327.7	3,421.6	1,725.9	970.9	393.3	60.8	2.8	13,752.2
1931 . . .	1,019.5	6,593.3	4,511.9	2,557.1	1,087.8	590.0	224.6	31.0	16,615.2
1932 . . .	837.7	4,786.5	3,671.0	1,822.0	871.8	622.1	84.5	5.7	12,701.3
1933 . . .	539.1	4,504.4	3,992.2	2,004.3	824.1	640.3	143.8	6.1	12,654.3
1934 . . .	783.0	3,490.9	2,065.4	1,415.6	880.1	680.6	123.1	19.3	9,458.0
1935 . . .	1,320.1	3,235.1	2,628.1	1,682.2	866.5	554.0	102.6	14.1	10,402.7
1936 . . .	1,151.6	3,143.1	2,617.3	2,748.7	1,554.7	732.0	195.3	20.1	12,123.8
1937 . . .	1,834.6	5,235.0	5,038.7	3,542.4	1,635.8	842.2	90.2	15.5	18,237.1
1938 . . .	510.3	2,005.8	3,124.4	2,946.5	2,023.8	764.2	154.9	50.5	11,598.4
1939 . . .	627.4	2,397.9	2,779.8	3,351.1	1,762.0	425.7	75.5	32.9	11,452.3

Supply 4/									
Year	Shorter than 7/8 inch 1/	7/8 and 29/32 inch	15/16 and 31/32 inch	1 and 1-1/32 inches	1-1/16 and 1-3/32 inches	1-1/8 and 1-5/32 inches	1-3/16 and 1-7/32 inches	1-1/4 inches and longer	All staple lengths 2/
	1,000 bales 3/	1,000 bales 3/	1,000 bales 3/	1,000 bales 3/	1,000 bales 3/	1,000 bales 3/	1,000 bales 3/	1,000 bales 3/	1,000 bales 3/
1928 . . .	2,159.9	6,399.8	3,652.5	2,295.6	1,062.7	776.4	324.9	76.2	16,688.0
1929 . . .	3,076.5	6,184.6	3,145.6	2,088.7	1,159.9	725.2	215.8	44.3	16,641.6
1930 . . .	2,276.0	6,773.3	4,247.0	2,508.9	1,360.2	676.7	176.6	27.1	18,045.8
1931 . . .	1,482.7	9,209.0	6,040.1	3,406.3	1,502.6	899.5	314.3	46.7	22,861.2
1932 . . .	1,136.0	8,179.1	6,375.0	3,479.6	1,626.3	1,168.8	254.5	38.3	22,261.6
1933 . . .	727.5	7,008.0	6,191.5	3,778.9	1,495.8	1,203.2	287.4	31.7	20,724.0
1934 . . .	1,015.4	6,025.0	4,178.3	2,893.0	1,495.7	1,209.8	234.7	43.2	17,096.1
1935 . . .	1,848.9	6,008.7	4,427.6	2,678.4	1,399.6	910.4	214.5	43.5	17,531.6
1936 . . .	1,713.0	5,431.9	3,876.5	3,463.8	1,779.5	923.1	222.8	42.7	17,453.3
1937 . . .	2,441.2	6,835.0	5,897.7	4,186.2	1,934.5	1,106.5	179.5	38.3	22,618.9
1938 . . .	1,836.1	5,748.2	5,937.9	4,923.3	3,117.7	1,134.0	268.6	69.0	23,034.8
1939 . . .	1,874.9	5,878.0	5,849.2	6,096.6	3,393.1	1,096.5	151.9	55.2	24,395.4

Disappearance 5/									
	1,000 bales 3/	1,000 bales 3/	1,000 bales 3/	1,000 bales 3/	1,000 bales 3/	1,000 bales 3/	1,000 bales 3/	1,000 bales 3/	1,000 bales 3/
1928 . . .	2,004.9	5,748.9	3,255.1	1,840.5	841.4	606.3	228.5	39.8	14,565.4
1929 . . .	2,629.7	4,739.0	2,320.2	1,305.7	770.6	442.8	100.0	20.0	12,328.0
1930 . . .	1,812.8	4,157.6	2,718.8	1,699.7	945.4	407.2	86.9	11.4	11,799.8
1931 . . .	1,184.4	5,816.4	3,336.1	1,748.7	748.1	312.8	140.3	14.1	11,300.9
1932 . . .	947.6	5,678.5	4,178.7	1,706.0	994.6	604.9	114.9	12.7	14,191.9
1933 . . .	494.1	4,473.9	4,078.6	2,301.5	880.2	674.0	175.8	7.8	13,085.9
1934 . . .	487.6	3,251.4	2,378.8	1,896.8	962.6	853.4	122.8	13.8	9,967.2
1935 . . .	1,287.5	3,719.9	3,168.4	1,963.3	1,174.8	719.3	148.0	20.9	12,202.1
1936 . . .	1,106.4	3,831.9	3,017.5	2,820.0	1,443.5	698.8	133.5	19.9	13,071.5
1937 . . .	1,115.4	3,092.6	3,084.2	2,227.4	840.6	736.7	65.8	19.8	11,182.5
1938 . . .	588.6	2,268.1	2,868.5	2,177.8	1,486.6	463.2	192.2	46.7	10,091.7

1/ Utentendable in settlement of futures contracts made subject to sec. 5 of the United States Cotton Futures Act and the regulations of the Secretary of Agriculture thereunder.

2/ According to the Bureau of the Census.

3/ Quantities in running bales; round bales counted as half bales. Linters excluded.

4/ Calculated by adding carry-over and crop together.

5/ Calculated by subtracting carry-over (at end of year) from supply.

APPENDIX TABLES

Table 65.- Grade and staple length of upland cotton in the carry-over, United States, Aug. 1, 1940

Grade	Shorter than 1 1/8 in.		7/8		29/32		15/16		31/32		1		1-1/32		1-1/16		1-1/8		1-1/4		1-1/2		1-3/4		All staple lengths		
	Bales	%	Bales	%	Bales	%	Bales	%	Bales	%	Bales	%	Bales	%	Bales	%	Bales	%	Bales	%	Bales	%	Bales	%	Bales	%	
Extra Whites																											
1-0-0-0-0	75	11	11	1	10	10	31	31	152	628	1,593	5,621	1,593	2,303	2,303	2,303	2,303	2,303	2,303	2,303	2,303	2,303	2,303	2,303	2,303	8,281	
2-0-0-0-0	13	13	13	1	13	13	13	13	13	13	13	13	13	13	13	13	13	13	13	13	13	13	13	13	13	46,111	
3-0-0-0-0	13	13	13	1	13	13	13	13	13	13	13	13	13	13	13	13	13	13	13	13	13	13	13	13	13	72,411	
4-0-0-0-0	24	13	24	1	24	13	24	13	24	13	24	13	24	13	24	13	24	13	24	13	24	13	24	13	24	16,473	
5-0-0-0-0	3	3	3	3	3	3	3	3	3	3	3	3	3	3	3	3	3	3	3	3	3	3	3	3	3	2,512	
6-0-0-0-0	3	3	3	3	3	3	3	3	3	3	3	3	3	3	3	3	3	3	3	3	3	3	3	3	3	1,066	
7-0-0-0-0	3	3	3	3	3	3	3	3	3	3	3	3	3	3	3	3	3	3	3	3	3	3	3	3	3	1,594	
Total	317	918	330	2,824	3,432	10,698	30,587	54,866	38,673	3,477	11,357	34,409	14,493	37,440	31	8,642,096										148,951	
Whites																											
1-0-0-0-0	6	10	6	8	6	6	6	6	6	6	6	6	6	6	6	6	6	6	6	6	6	6	6	6	6	10	
2-0-0-0-0	6	6	6	6	6	6	6	6	6	6	6	6	6	6	6	6	6	6	6	6	6	6	6	6	6	11	
3-0-0-0-0	6	6	6	6	6	6	6	6	6	6	6	6	6	6	6	6	6	6	6	6	6	6	6	6	6	11	
4-0-0-0-0	6	6	6	6	6	6	6	6	6	6	6	6	6	6	6	6	6	6	6	6	6	6	6	6	6	11	
5-0-0-0-0	6	6	6	6	6	6	6	6	6	6	6	6	6	6	6	6	6	6	6	6	6	6	6	6	6	11	
6-0-0-0-0	6	6	6	6	6	6	6	6	6	6	6	6	6	6	6	6	6	6	6	6	6	6	6	6	6	11	
7-0-0-0-0	6	6	6	6	6	6	6	6	6	6	6	6	6	6	6	6	6	6	6	6	6	6	6	6	6	11	
Total	601,487	1,512,238	670,396	1,367,824	1,567,824	4,891,195	11,459,427	732,595	990,940	331,493	417,445	34,409	14,493	37,440	31	8,642,096											
Spotted																											
1-0-0-0-0	3,706	7,942	3,437	7,416	4,533	4,533	7,210	4,644	2,311	560	1,822	7	7	7	7	7	7	7	7	7	7	7	7	7	7	42,049	
2-0-0-0-0	59,418	172,936	51,922	163,438	163,438	163,438	163,438	163,438	163,438	163,438	163,438	163,438	163,438	163,438	163,438	163,438	163,438	163,438	163,438	163,438	163,438	163,438	163,438	163,438	163,438	660,162	
3-0-0-0-0	63,528	179,364	77,709	159,040	159,040	159,040	159,040	159,040	159,040	159,040	159,040	159,040	159,040	159,040	159,040	159,040	159,040	159,040	159,040	159,040	159,040	159,040	159,040	159,040	159,040	691,280	
4-0-0-0-0	6,794	35,477	9,750	35,477	35,477	35,477	35,477	35,477	35,477	35,477	35,477	35,477	35,477	35,477	35,477	35,477	35,477	35,477	35,477	35,477	35,477	35,477	35,477	35,477	35,477	118,638	
5-0-0-0-0	1,599	8,042	2,504	4,866	1,851	1,851	2,359	1,851	1,851	1,851	1,851	1,851	1,851	1,851	1,851	1,851	1,851	1,851	1,851	1,851	1,851	1,851	1,851	1,851	1,851	21,472	
Total	135,075	401,661	185,367	370,190	425,402	425,402	425,402	425,402	425,402	425,402	425,402	425,402	425,402	425,402	425,402	425,402	425,402	425,402	425,402	425,402	425,402	425,402	425,402	425,402	425,402	1,493,531	
Steady																											
1-0-0-0-0	276	822	31	404	112	112	136	112	216	170	9	9	9	9	9	9	9	9	9	9	9	9	9	9	9	8,303	
2-0-0-0-0	6,149	10,224	3,024	6,149	1,324	1,324	2,509	1,324	2,371	2,371	2,371	2,371	2,371	2,371	2,371	2,371	2,371	2,371	2,371	2,371	2,371	2,371	2,371	2,371	2,371	32,680	
3-0-0-0-0	8,493	13,136	1,708	7,493	1,203	1,203	3,039	1,203	1,695	1,695	1,695	1,695	1,695	1,695	1,695	1,695	1,695	1,695	1,695	1,695	1,695	1,695	1,695	1,695	1,695	37,178	
4-0-0-0-0	7,711	8,287	3,469	3,531	437	437	965	437	437	437	437	437	437	437	437	437	437	437	437	437	437	437	437	437	437	24,234	
5-0-0-0-0	2,856	2,536	1,832	3,026	682	682	714	682	682	682	682	682	682	682	682	682	682	682	682	682	682	682	682	682	682	12,352	
Total	25,921	34,431	10,124	21,495	3,668	3,668	7,480	3,668	1,690	3,273	4	4	4	4	4	4	4	4	4	4	4	4	4	4	4	108,727	
Yellow Steadies																											
1-0-0-0-0	180	81	11	1	1	1	1	1	1	1	1	1	1	1	1	1	1	1	1	1	1	1	1	1	1	227	
2-0-0-0-0	4,536	2,395	710	1,940	761	761	1,8	761	2	2	2	2	2	2	2	2	2	2	2	2	2	2	2	2	2	10,999	
3-0-0-0-0	6,050	4,130	221	537	3	3	105	3	2	2	2	2	2	2	2	2	2	2	2	2	2	2	2	2	2	11,357	
Total	10,766	6,556	942	2,478	790	790	1,46	790	8	8	8	8	8	8	8	8	8	8	8	8	8	8	8	8	8	22,143	
Gray																											
1-0-0-0-0	74	30	30	1,338	9	9	85	9	152	472	24	24	24	24	24	24	24	24	24	24	24	24	24	24	24	436	
2-0-0-0-0	74	268	95	1,179	1,179	1,179	4,100	1,179	3,282	794	794	794	794	794	794	794	794	794	794	794	794	794	794	794	794	16,014	
3-0-0-0-0	19	151	15	632	932	932	3,933	932	2,280	2,280	2,280	2,280	2,280	2,280	2,280	2,280	2,280	2,280	2,280	2,280	2,280	2,280	2,280	2,280	2,280	11,631	
Total	93	459	68	2,800	2,140	2,140	8,176	2,140	5,694	7,047	1,384	1,384	1,384	1,384	1,384	1,384	1,384	1,384	1,384	1,384	1,384	1,384	1,384	1,384	29,281		
Below grade 1/8 in.	1,496	1,462	44	165	2	2	92	2	1	1	1	1	1	1	1	1	1	1	1	1	1	1	1	1	1	8,594	
All grades	175,445	1,926,585	867,431	1,765,902	417,441	1,340,493	4,891,427	11,459,427	732,595	990,940	331,493	417,445	34,409	14,493	37,440	31	8,642,096									10,493,193	

1/ Underneath in settlement of futures contracts. In addition, any other bales reduced in grade and/or staple, and irrigated cotton below Middling (White or Extra White) in grade and/or shorter than 1-1/32 inches in staple are unmarketable.
 2/ Includes samples in running bales; round bales counted as half bales. Liners excluded.
 3/ Includes all samples lower in grade than the lowest grade of the official standards.
 4/ As reported by the Bureau of the Census.

Table 66.- Grade and staple length of American-Egyptian cotton in the carry-over, United States, Aug. 1, 1940 ^{1/}

Grade	Shorter than 1-1/2 inches	1-1/2 and 1-17/32 inches	1-9/16 and 1-19/32 inches	1-5/8 and 1-21/32 inches	1-11/16 and 1-23/32 inches	1-3/4 inches and longer	No staple ^{2/}	All staple lengths
	Bales ^{3/}	Bales ^{3/}	Bales ^{3/}	Bales ^{3/}	Bales ^{3/}	Bales ^{3/}	Bales ^{3/}	Bales ^{3/}
1 and 1-1/2	164	2,126	855	26	---	---	---	3,171
2 and 2-1/2	1,040	2,325	2,369	---	---	---	---	5,734
3 and 3-1/2	2,292	1,136	689	---	---	---	---	4,117
4 and 4-1/2	---	500	159	---	---	---	---	659
5	---	---	---	---	---	---	---	---
Below 5	---	---	---	---	---	---	---	---
All grades	3,496	6,087	4,072	26	---	---	---	^{4/} 13,681

^{1/} Includes Pima and EXP. ^{2/} Includes samples to which no specific length is assigned because of character defects.
^{3/} Quantities in running bales.
^{4/} As reported by the Bureau of the Census.

Table 67.- Grade and staple length of American sea-island cotton in the carry-over, United States, Aug. 1, 1940

Grade	Shorter than 1-1/2 inches	1-1/2 and 1-17/32 inches	1-9/16 and 1-19/32 inches	1-5/8 and 1-21/32 inches	1-11/16 and 1-23/32 inches	1-3/4 inches and longer	No staple ^{1/}	All staple lengths
	Bales ^{2/}	Bales ^{2/}	Bales ^{2/}	Bales ^{2/}	Bales ^{2/}	Bales ^{2/}	Bales ^{2/}	Bales ^{2/}
1 and 1-1/2	---	544	38	220	82	41	---	925
2 and 2-1/2	12	161	152	503	161	88	---	1,077
3 and 3-1/2	12	---	173	59	---	---	---	244
4 and 4-1/2	---	3	---	---	---	---	---	3
5 and 5-1/2	---	---	---	59	---	---	---	59
6	---	---	---	---	---	---	---	---
Below 6	---	---	---	---	---	---	---	---
All grades ...	24	708	363	841	243	129	---	^{2/} 2,308

^{1/} Includes samples to which no specific length is assigned because of character defects.
^{2/} Quantities in running bales.
^{3/} As reported by the Bureau of the Census.

Table 68.- Tenderability of upland cotton in the carry-over, United States, Aug. 1, 1940

Tenderability	Bales ^{1/}	Percent
Total tenderable ^{2/}	8,761,765	83.8
Total untenderable	1,691,428	16.2
Untenderable in grade only	910,277	8.8
Untenderable in staple only	662,586	6.3
Untenderable in both grade and staple	118,565	1.1
Total upland carry-over ^{3/}	10,453,193	100.0

^{1/} Quantities in running bales; round bales counted as half bales. Linters excluded.
^{2/} Tenderable in settlement of futures contracts with the exception of a limited number of bales reduced in grade and/or staple length, and of irrigated cotton below Middling (White or Extra White) in grade and/or shorter than 1-1/32 inches in staple.
^{3/} As reported by the Bureau of the Census.

Table 69.- Staple length of cotton of foreign growths in the carry-over, Aug. 1, 1940

Staple length (inches)	Egyptian	Peruvian	Chinese	British Indian	Other	All foreign growths	
	Bales ^{1/}	Bales ^{1/}	Bales ^{1/}	Bales ^{1/}	Bales ^{1/}	Bales ^{1/}	Percent
Shorter than 7/8	---	---	6,478	46,166	31	52,675	55.4
7/8 and 29/32	---	---	---	58	---	58	.1
15/16 and 31/32	---	---	---	---	---	---	---
1 and 1-1/32	---	---	---	---	90	90	.1
1-1/16 and 1-3/32	18	---	---	---	---	18	*
1-1/8 and 1-5/32	509	45	---	---	---	554	.6
1-3/16 and 1-7/32	1,383	25	---	---	---	1,408	1.5
1-1/4 to 1-11/32	20,180	189	---	554	239	21,162	22.3
1-3/8 to 1-15/32	11,678	8	---	270	---	11,956	12.6
1-1/2 to 1-19/32	4,070	378	---	---	353	4,801	5.1
1-5/8 to 1-23/32	611	---	---	---	1,328	1,939	2.0
1-3/4 and longer	---	---	---	---	327	327	.3
No staple ^{2/}	---	---	---	---	---	---	---
All lengths ^{3/}	38,449	645	6,478	47,048	2,368	94,988	100.0

^{1/} Quantities in equivalent 500-pound bales.
^{2/} Includes samples to which no specific length is assigned because of character defects.
^{3/} As reported by the Bureau of the Census.
* Less than 0.05 percent.