

809

UNITED STATES DEPARTMENT OF AGRICULTURE  
PRODUCTION AND MARKETING ADMINISTRATION  
Cotton Branch

COTTON QUALITY STATISTICS  
UNITED STATES  
1945-46

In assembling the information on which this report is based, the following agencies cooperated during the 1945-46 season:

Arizona Agricultural Experiment Station  
Louisiana Agricultural Experiment Station  
Louisiana State Department of Agriculture and Immigration  
New Mexico Agricultural Experiment Station  
North Carolina Agricultural Extension Service  
Oklahoma Agricultural Experiment Station  
South Carolina Agricultural Experiment Station  
Tennessee Agricultural Experiment Station

Credit is due cotton ginners, warehousemen, dealers, manufacturers, and owners of cotton, whose cooperation has made this report possible.

Washington, D. C.

December 1946

CS-21

UNITED STATES DEPARTMENT OF AGRICULTURE  
 PRODUCTION AND MARKETING ADMINISTRATION  
 COTTON BRANCH

COTTON QUALITY STATISTICS  
 UNITED STATES  
 1945-46

CONTENTS

	Table No.	Page No.
Introduction . . . . .		1
<b>United States tables:</b>		
Grade and staple length of upland cotton ginned in the United States, 1945-46 . . . . .	1	3-4
Grade and staple length of American Egyptian cotton ginned in the United States, 1945-46 . . . . .	2	5
Grade and staple length of upland cotton ginned in the United States, during specified periods, 1945-46 . . . . .	3	6
Grade and staple length of American Egyptian cotton ginned in the United States, during specified periods, 1945-46 . . . . .	4	7
Grade of upland cotton ginned in the United States, by States, crops of 1943-45 . . . . .	5	8-9
Staple length of upland cotton ginned in the United States, by States, crops of 1943-45 . . . . .	6	10-11
Grade index and average staple length of upland cotton ginned in the United States, by States, 1940-45 . . . . .	7	12
Preparation of upland cotton ginned in the United States during specified periods, by States, 1945-46 . . . . .	8	13-14
Tenderability of upland cotton ginned, by States, 1945-46 . . . . .	9	15
Tenderability of upland cotton ginned in the United States, 1929-45 . . . . .	10	15
<b>State tables:</b>		
Grade and staple length of upland cotton ginned in Alabama, 1945-46 . . . . .	11	16
Grade and staple length of upland cotton ginned in Arizona, 1945-46 . . . . .	12	17
Grade and staple length of upland cotton ginned in Arkansas, 1945-46 . . . . .	13	18
Grade and staple length of upland cotton ginned in California, 1945-46 . . . . .	14	19
Grade and staple length of upland cotton ginned in Florida, 1945-46 . . . . .	15	20
Grade and staple length of upland cotton ginned in Georgia, 1945-46 . . . . .	16	21
Grade and staple length of upland cotton ginned in Illinois, 1945-46 . . . . .	17	22
Grade and staple length of upland cotton ginned in Kentucky, 1945-46 . . . . .	18	23
Grade and staple length of upland cotton ginned in Louisiana, 1945-46 . . . . .	19	24
Grade and staple length of upland cotton ginned in Mississippi, 1945-46 . . . . .	20	25
Grade and staple length of upland cotton ginned in Missouri, 1945-46 . . . . .	21	26
Grade and staple length of upland cotton ginned in New Mexico, 1945-46 . . . . .	22	27
Grade and staple length of upland cotton ginned in North Carolina, 1945-46 . . . . .	23	28
Grade and staple length of upland cotton ginned in Oklahoma, 1945-46 . . . . .	24	29
Grade and staple length of upland cotton ginned in South Carolina, 1945-46 . . . . .	25	30
Grade and staple length of upland cotton ginned in Tennessee, 1945-46 . . . . .	26	31
Grade and staple length of upland cotton ginned in Texas, 1945-46 . . . . .	27	32
Grade and staple length of upland cotton ginned in Virginia, 1945-46 . . . . .	28	33
Grade and staple length of upland cotton ginned, during specified periods, by States, 1945-46 . . . . .	29	34-42
Grade and staple length of upland cotton ginned, by States and districts, 1945-46 . . . . .	30	43-52
<b>Carry-over tables:</b>		
Grade and staple length of upland cotton in the carry-over, United States, August 1, 1946 . . . . .	31	53-54
Grade and staple length of American Egyptian cotton in the carry-over, United States, August 1, 1946 . . . . .	32	55
Tenderability of upland cotton in the carry-over, United States, August 1, 1937-46 . . . . .	33	56
Grade index and average staple length of upland cotton in the carry-over, by places of storage, U.S., August 1, 1943-46 . . . . .	34	56
Grade and staple length of upland cotton in the carry-over, by places of storage, U.S., August 1, 1943-46 . . . . .	35	57-58
Staple length of cotton of foreign growth in the carry-over, August 1, 1937-46 . . . . .	36	59
<b>Supply and disappearance tables:</b>		
Carry-over, crop, supply and disappearance of American upland cotton, by grade, United States, 1930-46 . . . . .	37	60
Carry-over, crop, supply and disappearance of American upland cotton, by staple length, United States, 1930-46 . . . . .	38	61
Grade and staple length of upland cotton in the supply, United States, 1945-46 . . . . .	39	62

1

Cotton Quality Statistics, United States  
1945-46

This report contains information on the quality of cotton ginned during the 1945-46 season, and on the quality of cotton on hand in the United States on August 1, 1946. To facilitate comparison, certain data contained in the reports for previous years are included. This information should be helpful to cotton growers and breeders and to merchants, consumers, research workers, and others interested in the quality of the crop or the carry-over.

Estimates of the quality of the ginnings for most of the States are based on the classification of samples representing approximately 10 percent of the crop for upland cotton. These samples were submitted by gins selected to represent a cross-section of the quality of total ginnings by districts and States. In the case of upland and American Egyptian cotton in Arizona, California, New Mexico, and in district 6 of Texas, where from 95 to 100 percent of ginnings are classed under another program the total samples classed are adjusted to ginnings and used in preparing the estimates. The proportions of the various qualities found in the samples classed were applied to total ginnings as reported by the Bureau of the Census for upland and American Egyptian cotton. For the purpose of preparing the estimates, the major cotton-producing States are divided into districts. Samples classed were weighted by ginning periods for all cotton-producing States as well as by districts for most of the major cotton-producing States.

The report for the carry-over includes statistics on the grade and staple length of upland and American Egyptian cotton and on the staple length of cotton of foreign growth on hand in the United States on August 1, 1946. The estimates of the quality of the carry-over were based on the classification of samples representative of the cotton in consuming establishments, in public warehouses and compresses, and in other places of storage. The proportions of the various qualities found in the samples classed were applied in each instance to the total number of bales in the consuming establishments, public warehouses or compresses, or in other places of storage. Samples were classed from about 85 percent of all cotton other than Government-controlled cotton. The figures on the quality of cotton from which samples were classed for each State and for the principal types of storage were then raised to correspond with the number of bales as reported by the Bureau of the Census, excluding stocks of Government-controlled cotton. Quality figures on Government-owned, loan, and pooled cotton were included without additional classification, as the Department had already classed or supervised the classification of this cotton.

The tables in this report that contain figures on the tenderability of cotton on futures indicate only the total quantities tenderable and untenderable. Reports of this series issued prior to 1941 have given separately the quantities of cotton of untenderable grades, those of untenderable staple lengths, and those untenderable in both grade and staple length.

A revision in cotton futures contracts after 1941 has reduced the number of tenderable grades and has excluded from delivery any cotton reduced in grade or staple length because of irregularities or defects found in the samples submitted for classification. Moreover, the revisions have limited the tenderable qualities of non-rain-grown cottons to those classified as Middling or better, White and Extra White, 1-1/32 inches and longer in staple. In view of these changes in the cotton futures contracts, it is not practicable to tabulate the data on tenderability in the same detail as heretofore.

Throughout this report the official grade designations are abbreviated as follows: Middling Fair, 1-M.F.; Strict Good Middling, 2-S.G.M.; Good Middling, 3-G.M.; Strict Middling, 4-S.M.; Middling, 5-M; Strict Low Middling, 6-S.L.M.; Low Middling, 7-L.M.; Strict Good Ordinary, 8-S.G.O.; Good Ordinary, 9-G.O.

Table 1.--Grade and staple length of upland cotton ginned in the United States, 1946-46

Grade	3/8 inch		7/8		1 1/8		1 1/4		1 1/2		1 3/4		1 7/8		2		2 1/4		2 1/2		2 3/4		3		All lengths
	Shorter	Longer	Shorter	Longer	Shorter	Longer	Shorter	Longer	Shorter	Longer	Shorter	Longer	Shorter	Longer	Shorter	Longer	Shorter	Longer	Shorter	Longer	Shorter	Longer	Shorter	Longer	
<b>Extra Balles:</b>																									
3-0.M.	-	-	-	-	-	-	-	-	-	-	-	-	-	-	-	-	-	-	-	-	-	-	-	-	4,941
4-0.M.	-	-	-	-	-	-	-	-	-	-	-	-	-	-	-	-	-	-	-	-	-	-	-	-	99,576
5-0.M.	-	-	-	-	-	-	-	-	-	-	-	-	-	-	-	-	-	-	-	-	-	-	-	-	202,070
6-0.M.	-	-	-	-	-	-	-	-	-	-	-	-	-	-	-	-	-	-	-	-	-	-	-	-	120,321
7-0.M.	-	-	-	-	-	-	-	-	-	-	-	-	-	-	-	-	-	-	-	-	-	-	-	-	38,388
8-0.M.	-	-	-	-	-	-	-	-	-	-	-	-	-	-	-	-	-	-	-	-	-	-	-	-	19,001
9-0.M.	-	-	-	-	-	-	-	-	-	-	-	-	-	-	-	-	-	-	-	-	-	-	-	-	9,557
<b>Total</b>	3	1,009	4,820	4	15,326	7,109	22,109	85,214	198,906	115,727	30,809	10,449	3,346	956	366	492,572	5.6								
<b>Whiter:</b>																									
1-0.F.	-	-	-	-	-	-	-	-	-	-	-	-	-	-	-	-	-	-	-	-	-	-	-	-	-
2-0.M.	-	-	-	-	-	-	-	-	-	-	-	-	-	-	-	-	-	-	-	-	-	-	-	-	-
3-0.M.	-	-	-	-	-	-	-	-	-	-	-	-	-	-	-	-	-	-	-	-	-	-	-	-	-
4-0.M.	-	-	-	-	-	-	-	-	-	-	-	-	-	-	-	-	-	-	-	-	-	-	-	-	-
5-0.M.	-	-	-	-	-	-	-	-	-	-	-	-	-	-	-	-	-	-	-	-	-	-	-	-	-
6-0.M.	-	-	-	-	-	-	-	-	-	-	-	-	-	-	-	-	-	-	-	-	-	-	-	-	-
7-0.M.	-	-	-	-	-	-	-	-	-	-	-	-	-	-	-	-	-	-	-	-	-	-	-	-	-
8-0.M.	-	-	-	-	-	-	-	-	-	-	-	-	-	-	-	-	-	-	-	-	-	-	-	-	-
9-0.M.	-	-	-	-	-	-	-	-	-	-	-	-	-	-	-	-	-	-	-	-	-	-	-	-	-
<b>Total</b>	2,411	119,861	271,080	305,621	709,839	671,683	1,478,834	1,659,106	1,858,176	483,419	103,722	29,976	18,460	14,000	18,260	7,162,556	81.1								
<b>Spotted:</b>																									
3-0.M.	-	-	-	-	-	-	-	-	-	-	-	-	-	-	-	-	-	-	-	-	-	-	-	-	-
4-0.M.	-	-	-	-	-	-	-	-	-	-	-	-	-	-	-	-	-	-	-	-	-	-	-	-	-
5-0.M.	-	-	-	-	-	-	-	-	-	-	-	-	-	-	-	-	-	-	-	-	-	-	-	-	-
6-0.M.	-	-	-	-	-	-	-	-	-	-	-	-	-	-	-	-	-	-	-	-	-	-	-	-	-
7-0.M.	-	-	-	-	-	-	-	-	-	-	-	-	-	-	-	-	-	-	-	-	-	-	-	-	-
8-0.M.	-	-	-	-	-	-	-	-	-	-	-	-	-	-	-	-	-	-	-	-	-	-	-	-	-
9-0.M.	-	-	-	-	-	-	-	-	-	-	-	-	-	-	-	-	-	-	-	-	-	-	-	-	-
<b>Total</b>	91	15,473	23,828	30,621	70,940	67,788	147,834	165,024	182,176	48,444	10,444	3,032	1,912	1,400	5,856	23,828	2.2								
<b>Tinged:</b>																									
3-0.M.	-	-	-	-	-	-	-	-	-	-	-	-	-	-	-	-	-	-	-	-	-	-	-	-	-
4-0.M.	-	-	-	-	-	-	-	-	-	-	-	-	-	-	-	-	-	-	-	-	-	-	-	-	-
5-0.M.	-	-	-	-	-	-	-	-	-	-	-	-	-	-	-	-	-	-	-	-	-	-	-	-	-
6-0.M.	-	-	-	-	-	-	-	-	-	-	-	-	-	-	-	-	-	-	-	-	-	-	-	-	-
7-0.M.	-	-	-	-	-	-	-	-	-	-	-	-	-	-	-	-	-	-	-	-	-	-	-	-	-
8-0.M.	-	-	-	-	-	-	-	-	-	-	-	-	-	-	-	-	-	-	-	-	-	-	-	-	-
9-0.M.	-	-	-	-	-	-	-	-	-	-	-	-	-	-	-	-	-	-	-	-	-	-	-	-	-
<b>Total</b>	240	786	2,376	200	2,223	544	1,682	824	100	43	-	-	-	-	-	-	-	-	-	-	-	-	-	-	9,216
<b>Yellow Stained:</b>																									
3-0.M.	-	-	-	-	-	-	-	-	-	-	-	-	-	-	-	-	-	-	-	-	-	-	-	-	-
4-0.M.	-	-	-	-	-	-	-	-	-	-	-	-	-	-	-	-	-	-	-	-	-	-	-	-	-
5-0.M.	-	-	-	-	-	-	-	-	-	-	-	-	-	-	-	-	-	-	-	-	-	-	-	-	-
6-0.M.	-	-	-	-	-	-	-	-	-	-	-	-	-	-	-	-	-	-	-	-	-	-	-	-	-
7-0.M.	-	-	-	-	-	-	-	-	-	-	-	-	-	-	-	-	-	-	-	-	-	-	-	-	-
8-0.M.	-	-	-	-	-	-	-	-	-	-	-	-	-	-	-	-	-	-	-	-	-	-	-	-	-
9-0.M.	-	-	-	-	-	-	-	-	-	-	-	-	-	-	-	-	-	-	-	-	-	-	-	-	-
<b>Total</b>	707	2,604	16,720	2,110	70,793	7,613	55,179	29,027	5,264	862	942	390	1,430	830	100	194,261	2.2								
<b>All grades</b>	8,629	326,422	419,594	257,954	914,307	783,001	1,762,100	1,946,022	1,644,802	617,612	120,754	41,613	24,238	15,064	19,235	1,009,385	100.0								
<b>All grades</b>	Percent	Percent	Percent	Percent	Percent	Percent	Percent	Percent	Percent	Percent	Percent	Percent	Percent	Percent	Percent	Percent	Percent								
	0.1	2.5	4.7	2.9	10.4	8.9	19.9	22.1	16.7	7.0	1.6	0.5	0.3	0.2	0.2	100.0									

Percentage rough preparation . . . . . 6.7  
 Grade index . . . . . 91.8  
 Average staple length . . . . . 32.2

As reported by the Bureau of the Census, running bales, linters excluded.  
 \* Less than 0.05 percent.

Table 1.—Grade and staple length of upland cotton ginned in the United States, 1945-46 - Continued

Grade	7/8		29/32		15/16		31/32		1		1-1/32		1-1/16		1-5/32		1-1/8		1-5/32		1-7/32		1-1/4	
	inches	Percent	inches	Percent	inches	Percent	inches	Percent	inches	Percent	inches	Percent	inches	Percent	inches	Percent	inches	Percent	inches	Percent	inches	Percent	inches	Percent
<b>Extra White:</b>																								
1-2.7																								
2-2.6																								
3-2.5																								
4-2.4																								
5-2.3																								
6-2.2																								
7-2.1																								
8-2.0																								
9-2.0																								
<b>Total</b>																								
<b>White:</b>																								
1-2.7																								
2-2.6																								
3-2.5																								
4-2.4																								
5-2.3																								
6-2.2																								
7-2.1																								
8-2.0																								
9-2.0																								
<b>Total</b>																								
<b>Spotted:</b>																								
1-2.7																								
2-2.6																								
3-2.5																								
4-2.4																								
5-2.3																								
6-2.2																								
7-2.1																								
8-2.0																								
9-2.0																								
<b>Total</b>																								
<b>Tinged:</b>																								
1-2.7																								
2-2.6																								
3-2.5																								
4-2.4																								
5-2.3																								
6-2.2																								
7-2.1																								
8-2.0																								
9-2.0																								
<b>Total</b>																								
<b>Yellow Stained:</b>																								
1-2.7																								
2-2.6																								
3-2.5																								
4-2.4																								
5-2.3																								
6-2.2																								
7-2.1																								
8-2.0																								
9-2.0																								
<b>Total</b>																								
<b>Gray:</b>																								
1-2.7																								
2-2.6																								
3-2.5																								
4-2.4																								
5-2.3																								
6-2.2																								
7-2.1																								
8-2.0																								
9-2.0																								
<b>Total</b>																								
<b>Below Grade</b>																								
<b>All grades</b>																								

\* Less than 0.05 percent.

Table 2.-- Grade and staple length of American Egyptian cotton ginned in the United States, 1945-46

Grade	ARIZONA - CALIFORNIA												
	Production						Percentages						
	1-5/16 inches and shorter	1-5/8 and 1-11/32 inches	1-1/2 and 1-15/32 inches	1-9/16 and 1-11/32 inches	1-5/16 and 1-11/32 inches	1-3/8 and 1-13/32 inches	1-1/2 and 1-17/32 inches	1-1/2 and 1-17/32 inches	1-1/2 and 1-17/32 inches	1-1/2 and 1-17/32 inches	1-1/2 and 1-17/32 inches	1-1/2 and 1-17/32 inches	
Bales	Bales	Bales	Bales	Bales	Bales	Bales	Bales	Bales	Bales	Bales	Bales	Percent	
1-1/2	-	-	67	67	134	-	5.4	3.9	4.5	-	-	100.0	100.0
2	-	-	114	169	586	-	9.3	27.6	19.9	-	-	100.0	100.0
2-1/2	-	1	164	927	1,430	-	37.7	56.2	48.4	-	-	100.0	100.0
3	-	2	282	170	454	-	25.0	10.0	15.4	-	-	100.0	100.0
3-1/2	-	4	182	18	204	-	14.8	1.1	6.9	-	-	100.0	100.0
4	-	1	107	21	129	-	8.7	1.2	4.4	-	-	100.0	100.0
4-1/2	-	-	15	-	15	-	1.2	-	.5	-	-	100.0	100.0
5 and lower	-	-	-	-	-	-	-	-	-	-	-	100.0	100.0
All grades	6	8	1,231	1,702	11 1/2,952	-	100.0	100.0	100.0	100.0	100.0	100.0	100.0

Grade	NEW MEXICO - TEXAS												
	Production						Percentages						
	1-5/16 inches and shorter	1-5/8 and 1-11/32 inches	1-1/2 and 1-15/32 inches	1-9/16 and 1-11/32 inches	1-5/16 and 1-11/32 inches	1-3/8 and 1-13/32 inches	1-1/2 and 1-17/32 inches	1-1/2 and 1-17/32 inches	1-1/2 and 1-17/32 inches	1-1/2 and 1-17/32 inches	1-1/2 and 1-17/32 inches	1-1/2 and 1-17/32 inches	Percent
Bales	Bales	Bales	Bales	Bales	Bales	Bales	Bales	Bales	Bales	Bales	Bales	Bales	Percent
1-1/2	-	-	43	322	365	-	43.9	32.6	32.9	-	-	100.0	100.0
2	7	13	34	599	600	-	34.7	57.1	54.6	-	-	100.0	100.0
2-1/2	-	-	17	98	128	-	17.3	10.0	11.6	-	-	100.0	100.0
3	-	1	5	2	5	-	3.1	.2	.5	-	-	100.0	100.0
3-1/2	-	1	1	1	3	-	1.0	.1	.3	-	-	100.0	100.0
4	-	-	-	-	1	-	-	-	.1	-	-	100.0	100.0
4-1/2	-	-	-	-	-	-	-	-	-	-	-	100.0	100.0
5 and lower	-	-	-	-	-	-	-	-	-	-	-	100.0	100.0
All grades	22	22	98	982	1,102	-	100.0	100.0	100.0	100.0	100.0	100.0	100.0

Grade	UNITED STATES												
	Production						Percentages						
	1-5/16 inches and shorter	1-5/8 and 1-11/32 inches	1-1/2 and 1-15/32 inches	1-9/16 and 1-11/32 inches	1-5/16 and 1-11/32 inches	1-3/8 and 1-13/32 inches	1-1/2 and 1-17/32 inches	1-1/2 and 1-17/32 inches	1-1/2 and 1-17/32 inches	1-1/2 and 1-17/32 inches	1-1/2 and 1-17/32 inches	1-1/2 and 1-17/32 inches	Percent
Bales	Bales	Bales	Bales	Bales	Bales	Bales	Bales	Bales	Bales	Bales	Bales	Bales	Percent
1-1/2	-	-	110	369	499	-	8.3	14.4	12.2	-	-	100.0	100.0
2	7	14	148	1,028	1,186	-	11.1	38.3	29.3	-	-	100.0	100.0
2-1/2	-	2	481	1,055	1,558	-	36.2	39.4	38.5	-	-	100.0	100.0
3	-	5	285	172	459	-	21.4	6.4	11.3	-	-	100.0	100.0
3-1/2	-	2	183	19	207	-	13.8	.7	5.1	-	-	100.0	100.0
4	-	-	107	21	130	-	8.1	.8	3.2	-	-	100.0	100.0
4-1/2	-	-	15	-	15	-	1.1	-	.4	-	-	100.0	100.0
5 and lower	-	-	-	-	-	-	-	-	-	-	-	100.0	100.0
All grades	30	30	1,369	2,684	11 1/4,054	-	100.0	100.0	100.0	100.0	100.0	100.0	100.0

1/ As reported by the Bureau of the Census, running bales.

Table 3.-- Grade and staple length of upland cotton ginned in the United States, during specified periods, 1945-46

Grade and staple length	Prior to Sept. 1	September	October	November	After Nov. 30	Total Crop	Prior to Sept. 1	September	October	November	After Nov. 30	Total Crop
Grade	Bales	Bales	Bales	Bales	Bales	Bales	Percent	Percent	Percent	Percent	Percent	Percent
<b>Extra White:</b>												
3-0.M. . . . .	-	1,503	3,051	306	101	4,941	-	0.1	0.1	*	*	0.1
4-S.M. . . . .	180	24,376	47,791	24,139	5,111	99,576	*	1.4	1.6	1.1	.2	1.1
5-M. . . . .	448	15,299	64,987	103,810	19,534	202,078	.1	.8	2.2	4.7	1.4	2.3
6-S.L.M. . . . .	2	466	28,187	47,599	43,968	120,221	*	*	.9	2.1	3.0	1.4
7-L.M. . . . .	-	5	1,713	2,997	33,673	38,388	-	*	.1	.1	2.3	.4
8-S.G.O. . . . .	-	13	28	74	17,856	18,001	-	*	*	*	1.3	.2
9-O.O. . . . .	-	-	3	18	9,346	9,367	-	-	*	*	.7	.1
<b>Total . . . . .</b>	<b>610</b>	<b>39,660</b>	<b>145,740</b>	<b>178,943</b>	<b>127,619</b>	<b>492,872</b>	<b>.1</b>	<b>2.3</b>	<b>4.9</b>	<b>8.0</b>	<b>8.9</b>	<b>5.6</b>
<b>White:</b>												
1-M.F. . . . .	-	-	-	-	-	-	-	-	-	-	-	-
2-S.G.M. . . . .	-	-	-	-	-	-	-	-	-	-	-	-
3-O.M. . . . .	2,508	1,980	270	50	20	4,798	.5	.1	*	*	*	.1
4-S.M. . . . .	83,596	158,829	34,060	7,160	1,230	264,915	13.8	9.3	1.1	.3	.1	3.0
5-M. . . . .	178,016	831,043	302,187	293,569	20,960	2,128,765	38.5	48.5	27.0	13.2	1.5	24.1
6-S.L.M. . . . .	182,194	461,896	1,198,078	866,006	125,624	2,805,798	32.9	26.9	40.3	38.9	6.8	31.9
7-L.M. . . . .	90,928	108,015	423,971	412,389	162,793	1,159,096	11.0	6.3	14.3	16.8	11.4	13.1
8-S.G.O. . . . .	10,107	18,470	98,511	122,871	197,499	447,468	2.2	1.1	3.3	5.5	13.8	6.1
9-O.O. . . . .	830	3,223	11,541	15,070	307,042	337,706	.2	.2	.4	.7	21.5	3.8
<b>Total . . . . .</b>	<b>458,179</b>	<b>1,888,426</b>	<b>2,568,608</b>	<b>1,717,106</b>	<b>615,218</b>	<b>7,142,536</b>	<b>99.2</b>	<b>92.4</b>	<b>88.4</b>	<b>77.1</b>	<b>57.1</b>	<b>81.1</b>
<b>Spotted:</b>												
3-O.M. . . . .	10	3,178	2,214	10,368	3,933	19,691	*	.2	.1	.5	.3	.2
4-S.M. . . . .	1,619	48,733	90,958	87,270	26,572	263,150	.4	2.7	3.1	3.9	1.9	2.9
5-M. . . . .	700	34,701	121,538	161,217	81,252	399,408	.2	2.0	4.1	7.1	5.6	4.5
6-S.L.M. . . . .	228	6,063	33,030	54,910	66,645	160,876	*	.4	1.1	2.5	4.7	1.8
7-L.M. . . . .	80	440	4,289	5,616	64,825	75,230	*	*	.1	.3	4.6	.9
<b>Total . . . . .</b>	<b>2,637</b>	<b>91,113</b>	<b>252,007</b>	<b>319,871</b>	<b>243,227</b>	<b>908,355</b>	<b>.6</b>	<b>5.3</b>	<b>8.5</b>	<b>14.3</b>	<b>17.0</b>	<b>10.3</b>
<b>Tinged:</b>												
3-O.M. . . . .	-	10	10	7	37	64	-	*	*	*	*	*
4-S.M. . . . .	-	130	290	139	256	615	-	*	*	*	*	*
5-M. . . . .	-	190	510	622	903	2,228	-	*	*	*	.1	*
6-S.L.M. . . . .	10	30	40	150	873	1,103	-	*	*	*	.1	*
7-L.M. . . . .	-	20	10	100	4,881	5,011	-	*	*	*	.3	.1
<b>Total . . . . .</b>	<b>10</b>	<b>380</b>	<b>860</b>	<b>1,018</b>	<b>6,980</b>	<b>9,218</b>	<b>*</b>	<b>*</b>	<b>*</b>	<b>*</b>	<b>.5</b>	<b>.1</b>
<b>Yellow Stained:</b>												
3-O.M. . . . .	-	-	-	-	-	-	-	-	-	-	-	-
4-S.M. . . . .	-	-	-	10	50	60	-	-	-	-	-	-
5-M. . . . .	-	-	10	-	50	60	-	-	-	-	-	-
<b>Total . . . . .</b>	<b>-</b>	<b>-</b>	<b>10</b>	<b>10</b>	<b>100</b>	<b>120</b>	<b>-</b>	<b>-</b>	<b>*</b>	<b>*</b>	<b>*</b>	<b>*</b>
<b>Gray:</b>												
3-O.M. . . . .	-	45	403	192	747	1,387	-	*	*	*	.1	*
4-S.M. . . . .	80	508	1,610	4,798	11,506	18,069	*	*	.1	.2	.8	.2
5-M. . . . .	380	250	1,128	5,644	35,435	42,867	.1	*	*	.3	2.4	.5
<b>Total . . . . .</b>	<b>460</b>	<b>803</b>	<b>3,141</b>	<b>10,631</b>	<b>47,618</b>	<b>62,323</b>	<b>.1</b>	<b>*</b>	<b>.1</b>	<b>.8</b>	<b>3.3</b>	<b>.7</b>
<b>Below Grade . . . . .</b>	<b>30</b>	<b>848</b>	<b>2,671</b>	<b>1,910</b>	<b>189,108</b>	<b>194,861</b>	<b>*</b>	<b>*</b>	<b>.1</b>	<b>.1</b>	<b>13.2</b>	<b>2.2</b>
<b>All grades . . . . .</b>	<b>461,896</b>	<b>1,715,724</b>	<b>2,973,037</b>	<b>2,228,988</b>	<b>1,429,740<sup>1/8</sup></b>	<b>8,809,385</b>	<b>100.0</b>	<b>100.0</b>	<b>100.0</b>	<b>100.0</b>	<b>100.0</b>	<b>100.0</b>
<b>Grade index . . . . .</b>	<b>96.3</b>	<b>97.3</b>	<b>94.0</b>	<b>92.1</b>	<b>78.7</b>	<b>91.8</b>	<b>-</b>	<b>-</b>	<b>-</b>	<b>-</b>	<b>-</b>	<b>-</b>
<b>Staple length (inches)</b>												
15/16 and shorter . . . . .	582	8,066	42,083	107,409	75,911	234,061	0.1	0.5	1.4	4.8	5.3	2.6
7/8 . . . . .	3,878	27,167	134,297	168,353	84,899	419,894	.8	1.6	4.5	7.6	5.9	4.7
29/32 . . . . .	6,442	33,308	97,533	87,400	32,951	267,934	1.4	1.9	5.3	5.9	2.3	2.9
15/16 . . . . .	25,288	149,045	250,871	181,862	307,243	914,307	5.5	8.7	8.4	8.2	21.5	10.4
51/32 . . . . .	45,900	187,844	278,546	185,023	105,888	783,001	9.9	9.8	9.4	8.3	7.4	8.9
1 . . . . .	111,980	311,097	576,202	381,890	370,331	1,752,100	24.2	18.1	19.4	17.1	26.0	19.9
1-1/32 . . . . .	151,612	429,906	652,680	442,375	270,249	1,946,822	32.8	25.1	22.1	19.8	18.9	22.1
1-1/16 . . . . .	92,756	323,160	619,568	468,688	145,660	1,644,802	20.1	18.9	20.8	21.0	10.0	18.7
1-3/32 . . . . .	20,718	178,365	234,414	159,015	25,012	617,512	4.5	10.4	7.9	7.1	1.7	7.0
1-1/8 . . . . .	2,182	58,239	49,234	24,295	5,314	139,264	.5	3.4	1.7	1.1	.4	1.6
1-5/32 . . . . .	270	15,329	14,445	9,223	2,346	41,613	.1	.9	.5	.4	.2	.5
1-3/16 . . . . .	190	5,671	6,677	6,346	3,402	24,286	*	.3	.3	.3	.2	.3
1-7/32 . . . . .	60	3,195	5,970	5,378	1,261	15,864	*	.2	.1	.2	.1	.2
1-1/4 and longer . . . . .	40	5,342	8,117	4,763	973	19,235	*	.3	.2	.2	.1	.2
<b>All lengths . . . . .</b>	<b>461,896</b>	<b>1,715,724</b>	<b>2,973,037</b>	<b>2,228,988</b>	<b>1,429,740<sup>1/8</sup></b>	<b>8,809,385</b>	<b>100.0</b>	<b>100.0</b>	<b>100.0</b>	<b>100.0</b>	<b>100.0</b>	<b>100.0</b>
<b>Average staple length (32d inches) . . . . .</b>	<b>32.6</b>	<b>32.8</b>	<b>32.4</b>	<b>32.0</b>	<b>31.4</b>	<b>32.2</b>	<b>-</b>	<b>-</b>	<b>-</b>	<b>-</b>	<b>-</b>	<b>-</b>

1/ As reported by the Bureau of the Census, running bales, linters excluded.

\* Less than 0.05 percent.



Table 4.—Grade and staple length of American Egyptian cotton ginned in the United States, during specified periods, 1945-46

Grade and staple length	Ginnings					Total crop
	Prior to Sept. 1	September	October	November	After Nov. 30	
Grade	Bales	Bales	Bales	Bales	Bales	Bales
1. . . . .	-	87	124	262	26	499
1-1/2. . . . .	-	61	545	510	70	1,186
2. . . . .	-	-	377	846	335	1,558
2-1/2. . . . .	-	-	18	180	261	459
3. . . . .	-	-	-	7	200	207
3-1/2. . . . .	-	-	-	1	129	130
4. . . . .	-	-	-	-	15	15
4-1/2. . . . .	-	-	-	-	-	-
5 and lower. . . . .	-	-	-	-	-	-
All grades <sup>1/</sup>	-	148	1,064	1,806	1,036	4,054
<u>Staple length</u> (inches)						
1-9/32 and shorter	-	-	-	-	-	-
1-5/16 and 1-11/32	-	-	-	-	-	-
1-3/8 and 1-13/32	-	-	-	2	28	30
1-7/16 and 1-15/32	-	69	210	490	560	1,329
1-1/2 and 1-17/32	-	79	854	1,305	446	2,684
1-9/16 and longer	-	-	-	9	2	11
All lengths <sup>1/</sup>	-	148	1,064	1,806	1,036	4,054
<u>Grade</u>	<u>Percent</u>	<u>Percent</u>	<u>Percent</u>	<u>Percent</u>	<u>Percent</u>	<u>Percent</u>
1. . . . .	-	58.8	11.7	14.5	2.5	12.3
1-1/2. . . . .	-	41.2	51.2	28.2	6.8	29.2
2. . . . .	-	-	35.4	46.8	32.3	38.5
2-1/2. . . . .	-	-	1.7	10.0	25.2	11.3
3. . . . .	-	-	-	.4	19.3	5.1
3-1/2. . . . .	-	-	-	.1	12.5	3.2
4. . . . .	-	-	-	-	1.4	.4
4-1/2. . . . .	-	-	-	-	-	-
5 and lower. . . . .	-	-	-	-	-	-
All grades	-	100.0	100.0	100.0	100.0	100.0
<u>Staple length</u> (inches)						
1-9/32 and shorter	-	-	-	-	-	-
1-5/16 and 1-11/32	-	-	-	-	-	-
1-3/8 and 1-13/32	-	-	-	.1	2.7	.7
1-7/16 and 1-15/32	-	46.6	19.7	27.1	54.0	32.8
1-1/2 and 1-17/32	-	53.4	80.3	72.3	43.1	66.2
1-9/16 and longer	-	-	-	.5	.2	.3
All lengths	-	100.0	100.0	100.0	100.0	100.0

<sup>1/</sup> As reported by the Bureau of the Census, running bales.









Table 7.—Grade index and average staple length of upland cotton ginned in the United States, by States, crops of 1940-45

State	Grade index <sup>1/</sup>					Average staple length <sup>2/</sup>						
	1940	1941	1942	1943	1944	1945	1940	1941	1942	1943	1944	1945
	Index	Index	Index	Index	Index	Index	32d inches	32d inches	32d inches	32d inches	32d inches	32d inches
Alabama.....	97.0	97.8	97.1	97.2	95.9	96.5	30.6	31.4	30.9	30.8	31.6	32.0
Arizona.....	95.1	95.4	96.8	94.0	92.8	94.4	33.0	32.3	32.9	33.5	33.2	32.6
Arkansas.....	95.7	95.1	95.8	96.4	94.9	89.0	33.1	33.1	33.3	32.2	32.8	32.7
California.....	101.3	92.8	97.0	100.2	91.4	94.4	34.4	33.4	34.4	34.4	33.3	33.5
Florida.....	97.6	97.8	93.3	96.8	93.3	94.5	31.3	33.0	32.7	32.9	33.0	32.5
Georgia.....	97.3	97.0	96.0	96.3	95.2	92.9	31.2	31.5	31.3	31.4	31.8	32.1
Louisiana.....	96.9	95.3	96.4	96.3	95.8	94.5	32.7	33.0	32.4	32.2	32.4	33.5
Mississippi.....	96.7	96.8	97.6	97.1	95.9	92.9	34.2	34.6	34.0	33.4	33.7	33.8
Missouri.....	90.5	93.8	93.1	91.6	93.0	83.5	32.6	33.0	33.3	33.4	33.4	32.7
New Mexico.....	98.0	95.2	97.4	98.4	95.6	96.9	34.3	34.5	34.6	34.5	34.2	34.4
North Carolina.....	95.9	97.9	93.7	95.4	88.7	90.1	33.2	33.1	32.3	32.5	32.7	32.5
Oklahoma.....	93.2	86.8	89.8	94.0	87.8	86.8	30.9	30.2	30.2	28.6	29.5	28.9
South Carolina.....	96.8	97.1	95.4	95.3	90.8	88.9	32.2	33.1	32.0	33.0	32.9	32.3
Tennessee.....	93.5	97.2	96.2	94.5	95.6	88.6	32.1	31.8	32.6	31.9	32.8	32.2
Texas.....	96.7	90.3	92.7	96.0	92.0	92.1	30.1	29.7	29.5	29.1	29.3	30.3
Virginia.....	92.2	96.0	88.0	92.5	88.7	92.5	33.8	33.4	32.4	32.0	32.7	32.5
All other <sup>3/</sup> .....	90.9	95.3	92.4	91.0	96.0	85.5	32.7	32.4	32.9	33.0	32.6	32.7
United States.....	96.2	94.1	95.0	96.2	93.4	91.8	31.92	31.98	31.90	31.52	31.89	32.2

<sup>1/</sup> Computed by weighting the quantity in each grade by the 1937-39 average price per pound for such grade of 15/16 inch staple. Converted to an index on basis Middling White equals 100.

<sup>2/</sup> Averages calculated on numerical equivalents of the staple-length designations (for example, 29/32" = 29).

<sup>3/</sup> Includes Illinois and Kentucky.

Table 8.--Preparation of upland cotton ginned in the United States, during specified periods, by States, 1945-46

Ginning period	ALABAMA											
	Shorter than 1-1/8 inches				1-1/8 inches and longer				All lengths			
	Normal	Rough	Gin out	Total	B	C	Gin out	Total	Normal and B	Rough and C	Gin out	Total 1/
	Sales	Sales	Sales	Sales	Sales	Sales	Sales	Sales	Sales	Sales	Sales	Sales
Prior to Sept. 1 . . .	36,014	17,940	30	53,984	-	-	-	-	36,014	17,940	30	53,984
During September . . .	256,744	33,920	30	290,694	600	70	-	670	257,344	33,990	30	291,364
During October . . .	361,097	19,970	60	381,117	2,460	180	-	2,630	363,647	20,150	60	383,747
During November . . .	135,108	6,620	20	139,748	1,990	80	-	2,040	135,098	6,670	20	140,788
After Nov. 30. . . .	33,899	1,000	20	34,919	630	40	-	670	34,629	1,040	20	36,689
All periods . . . . .	820,862	78,450	160	899,462	6,670	340	-	6,010	826,832	78,790	150	906,472
	ARIZONA											
Prior to Sept. 1 . . .	613	-	-	613	-	-	-	-	613	-	-	613
During September . . .	11,460	113	-	11,573	6	-	-	6	11,466	113	-	11,579
During October . . .	20,492	251	-	20,743	240	1	-	241	20,732	282	-	20,984
During November . . .	28,790	225	-	29,015	139	-	-	139	28,929	225	-	29,154
After Nov. 30. . . .	49,469	1,316	-	50,775	104	-	-	104	49,563	1,316	-	50,879
All periods . . . . .	110,814	1,906	-	112,719	489	1	-	490	111,303	1,906	-	113,209
	ARKANSAS											
Prior to Sept. 1 . . .	44	-	-	44	-	-	-	-	44	-	-	44
During September . . .	54,868	7,920	20	62,808	9,320	1,820	40	10,980	64,188	9,540	60	73,788
During October . . .	285,153	40,640	190	333,983	7,560	1,310	70	8,940	292,713	49,960	260	342,923
During November . . .	233,570	20,990	10	254,560	5,770	660	-	6,430	239,340	21,640	10	260,990
After Nov. 30. . . .	321,694	6,070	30	327,994	960	60	-	1,000	323,844	6,120	30	328,994
All periods . . . . .	895,527	83,610	250	979,387	23,600	3,640	110	27,350	919,127	87,260	360	1,006,737
	CALIFORNIA											
Prior to Sept. 1 . . .	-	-	-	-	-	-	-	-	-	-	-	-
During September . . .	3,447	71	-	3,518	-	-	-	-	3,447	71	-	3,518
During October . . .	66,962	1,478	1	68,441	52	-	-	52	67,014	1,478	1	68,493
During November . . .	118,256	432	-	118,688	750	8	-	758	119,006	440	-	119,446
After Nov. 30. . . .	154,662	1,219	-	155,881	362	2	-	364	155,024	1,221	-	156,245
All periods . . . . .	343,327	3,200	1	346,528	1,164	10	-	1,174	344,491	3,210	1	347,702
	FLORIDA											
Prior to Sept. 1 . . .	1,729	1,370	-	3,099	-	-	-	-	1,729	1,370	-	3,099
During September . . .	1,301	880	-	2,181	-	-	-	-	1,301	880	-	2,181
During October . . .	698	94	-	692	-	-	-	-	698	94	-	692
During November . . .	96	-	-	96	-	-	-	-	96	-	-	96
After Nov. 30. . . .	30	-	-	30	-	-	-	-	30	-	-	30
All periods . . . . .	3,754	2,344	-	6,098	-	-	-	-	3,754	2,344	-	6,098
	GEORGIA											
Prior to Sept. 1 . . .	33,512	20,170	60	53,732	70	20	-	90	33,582	20,190	50	53,822
During September . . .	134,148	28,650	40	162,838	1,380	390	-	1,770	135,628	29,040	40	164,608
During October . . .	232,471	15,920	60	248,461	1,230	80	-	1,310	233,713	16,000	60	249,763
During November . . .	131,333	2,900	-	134,233	1,430	40	-	1,470	132,763	2,940	-	135,703
After Nov. 30. . . .	59,323	670	-	59,993	670	-	-	670	59,993	670	-	60,663
All periods . . . . .	590,787	68,310	150	659,247	4,780	530	-	5,310	596,667	68,840	150	664,657
	ILLINOIS											
Prior to Sept. 1 . . .	-	-	-	-	-	-	-	-	-	-	-	-
During September . . .	-	-	-	-	-	-	-	-	-	-	-	-
During October . . .	43	20	-	63	10	-	-	10	53	20	-	73
During November . . .	223	30	-	253	60	10	-	70	283	40	-	323
After Nov. 30. . . .	907	30	10	947	10	-	-	10	917	30	10	957
All periods . . . . .	1,173	80	10	1,263	80	10	-	90	1,263	90	10	1,353
	KENTUCKY											
Prior to Sept. 1 . . .	-	-	-	-	-	-	-	-	-	-	-	-
During September . . .	16	10	-	26	-	-	-	-	16	10	-	26
During October . . .	691	770	70	1,631	10	20	-	30	701	790	70	1,561
During November . . .	1,824	290	-	2,114	30	30	-	60	1,854	340	-	2,174
After Nov. 30. . . .	2,938	80	-	3,018	-	-	-	-	2,938	80	-	3,018
All periods . . . . .	5,469	1,180	70	6,689	40	60	-	90	5,609	1,200	70	6,779
	LOUISIANA											
Prior to Sept. 1 . . .	13,334	8,600	-	21,934	40	10	-	50	13,374	8,610	-	21,984
During September . . .	146,171	19,430	-	165,601	3,990	990	-	4,980	150,131	20,420	-	170,661
During October . . .	103,157	3,090	-	106,247	3,010	180	-	3,190	106,167	3,240	-	109,407
During November . . .	56,686	750	-	57,406	700	10	-	710	57,386	730	-	58,116
After Nov. 30. . . .	17,460	70	-	17,530	220	-	-	220	17,680	70	-	17,750
All periods . . . . .	336,808	31,810	-	368,618	7,950	1,160	-	9,090	344,738	32,970	-	377,708

See footnote at end of table.

Table 5.-- Preparation of upland cotton ginned in the United States, during specified periods, by States, 1945-46 - Continued

Ginning period	MISSISSIPPI											
	Shorter than 1-1/8 inches				1-1/8 inches and longer				All lengths			
	Normal	Rough	Gin cut	Total	B	C	Gin cut	Total	Normal and B	Rough and C	Gin cut	Total 1/
Bales	Bales	Bales	Bales	Bales	Bales	Bales	Bales	Bales	Bales	Bales	Bales	Bales
Prior to Sept. 1 . . .	6,138	1,830	10	7,978	60	70	-	130	6,198	1,900	10	8,108
During September . . .	323,450	43,200	30	366,680	42,180	10,440	-	52,620	365,630	53,840	30	419,300
During October . . .	481,350	38,950	60	520,360	29,500	4,150	-	33,650	510,850	43,100	60	554,010
During November . . .	296,750	10,560	10	307,320	16,450	760	-	17,210	313,200	11,320	10	324,530
After Nov. 30. . . .	204,115	940	-	205,055	6,810	60	-	6,870	210,925	1,000	-	211,925
All periods . . . .	1,311,803	95,480	110	1,407,393	95,000	15,480	-	110,480	1,406,803	110,960	110	1,517,873
MISSOURI												
Prior to Sept. 1 . . .	-	-	-	-	-	-	-	-	-	-	-	-
During September . . .	367	287	-	654	89	89	-	178	456	376	-	832
During October . . . .	35,429	5,312	17	40,758	1,676	315	-	1,991	37,105	5,627	17	42,749
During November . . . .	45,064	1,875	-	46,939	1,477	210	-	1,687	46,541	2,085	-	48,626
After Nov. 30. . . .	89,782	192	37	90,011	118	6	-	124	89,900	198	37	90,135
All periods . . . .	170,642	7,666	54	178,362	3,360	620	-	3,980	174,002	8,286	54	182,342
NEW MEXICO												
Prior to Sept. 1 . . .	-	-	-	-	-	-	-	-	-	-	-	-
During September . . .	5,801	23	-	5,824	3,463	35	-	3,498	9,294	58	-	9,382
During October . . . .	22,043	122	-	22,165	12,322	175	-	12,497	34,365	297	-	34,662
During November . . . .	30,489	71	-	30,560	4,747	11	-	4,758	35,235	82	-	35,318
After Nov. 30. . . .	18,986	9	1	18,996	1,869	-	-	1,869	20,855	9	1	20,865
All periods . . . .	77,319	225	1	77,545	22,401	221	-	22,622	99,720	446	1	100,167
NORTH CAROLINA												
Prior to Sept. 1 . . .	70	40	-	110	-	-	-	-	70	40	-	110
During September . . .	14,373	8,760	30	23,163	1,220	1,080	-	2,300	15,533	9,840	30	25,403
During October . . . .	143,330	35,820	70	179,220	2,042	970	-	3,012	145,372	36,790	70	182,232
During November . . . .	148,036	9,780	10	157,826	2,028	470	-	2,498	150,064	9,740	10	159,814
After Nov. 30. . . .	60,478	3,020	50	63,548	100	60	-	160	60,578	3,080	50	63,708
All periods . . . .	366,287	56,910	160	423,357	5,390	2,580	-	7,970	371,677	59,490	160	431,327
OKLAHOMA												
Prior to Sept. 1 . . .	-	-	-	-	-	-	-	-	-	-	-	-
During September . . .	8,766	170	-	8,936	-	-	-	-	8,766	170	-	8,936
During October . . . .	98,197	1,370	-	99,567	-	-	-	-	98,197	1,370	-	99,567
During November . . . .	132,380	240	-	132,620	-	-	-	-	132,380	240	-	132,620
After Nov. 30. . . .	38,011	560	-	38,571	-	-	-	-	38,011	560	-	38,571
All periods . . . .	277,354	2,340	-	279,694	-	-	-	-	277,354	2,340	-	279,694
SOUTH CAROLINA												
Prior to Sept. 1 . . .	16,108	4,110	-	20,218	220	10	-	230	16,328	4,120	-	20,448
During September . . .	116,830	20,805	60	137,695	1,770	500	-	2,270	118,600	21,305	60	139,965
During October . . . .	235,524	14,105	30	249,659	5,290	370	-	5,660	240,814	14,475	30	255,319
During November . . . .	157,832	2,180	-	160,012	3,850	130	-	3,980	161,662	2,310	-	163,992
After Nov. 30. . . .	75,178	880	-	75,958	410	10	-	420	74,568	890	-	75,478
All periods . . . .	600,472	42,080	90	642,642	11,540	1,020	-	12,560	612,012	43,100	90	655,202
TENNESSEE												
Prior to Sept. 1 . . .	-	-	-	-	-	-	-	-	-	-	-	-
During September . . .	6,895	4,730	-	11,625	150	280	-	430	7,045	5,010	-	12,055
During October . . . .	123,243	33,700	200	157,143	1,740	1,285	-	3,025	124,983	34,985	200	160,168
During November . . . .	108,678	18,530	50	127,258	1,180	1,059	-	2,239	109,858	19,593	50	129,497
After Nov. 30. . . .	146,050	1,370	270	147,690	240	6	-	246	146,290	1,376	270	147,936
All periods . . . .	384,866	58,330	520	443,716	3,310	2,630	-	5,940	388,176	60,960	520	449,656
TEXAS												
Prior to Sept. 1 . . .	293,852	3,685	-	297,537	2,162	85	-	2,247	296,014	3,770	-	299,784
During September . . .	361,780	12,083	-	373,863	8,020	62	-	8,082	369,800	12,145	-	381,945
During October . . . .	443,795	7,586	1	451,383	10,146	93	-	10,239	453,942	7,679	1	461,622
During November . . . .	472,542	2,601	10	475,153	5,819	3	-	5,822	478,361	2,604	10	480,975
After Nov. 30. . . .	123,159	1,352	50	124,561	548	-	-	548	123,707	1,352	50	125,109
All periods . . . .	1,695,129	27,307	61	1,722,497	26,695	243	-	26,938	1,721,824	27,550	61	1,749,435
VIRGINIA												
Prior to Sept. 1 . . .	-	-	-	-	-	-	-	-	-	-	-	-
During September . . .	280	13	-	293	-	-	-	-	280	13	-	293
During October . . . .	4,070	997	-	5,067	-	-	-	-	4,070	997	-	5,067
During November . . . .	5,917	741	-	6,658	168	-	-	168	6,085	741	-	6,826
After Nov. 30. . . .	1,833	55	-	1,888	-	-	-	-	1,833	55	-	1,888
All periods . . . .	12,100	1,806	-	13,906	168	-	-	168	12,268	1,806	-	14,074
UNITED STATES												
Prior to Sept. 1 . . .	401,414	57,645	90	459,149	2,552	195	-	2,747	403,966	57,840	90	461,896
During September . . .	1,446,695	181,065	210	1,627,970	72,158	15,556	40	87,754	1,516,833	196,621	250	1,715,704
During October . . . .	2,657,645	228,195	749	2,886,590	77,278	9,099	70	86,447	2,734,924	237,294	819	2,973,037
During November . . . .	2,101,574	77,265	110	2,178,949	46,588	3,451	-	50,039	2,148,162	80,716	110	2,228,988
After Nov. 30. . . .	1,397,164	18,833	468	1,416,405	13,041	234	-	13,265	1,410,205	19,067	468	1,429,740
All periods . . . .	8,004,493	563,003	1,627	8,569,123	211,617	28,535	110	240,242	8,216,110	591,538	1,737	8,809,385

1/ As reported by the Bureau of the Census, running bales, lintere excluded.



Table 9.—Tenderability of upland cotton ginned, by States, 1945-46

State	Tenderable <sup>1/</sup>		Untenderable		Total crop <sup>2/</sup>	
	Bales	Pct.	Bales	Pct.	Bales	Pct.
Alabama	778,692	86.0	126,780	14.0	905,472	100.0
Arizona	31,756	28.1	81,453	71.9	113,209	100.0
Arkansas	679,757	67.5	326,980	32.5	1,006,737	100.0
California	173,061	49.8	174,641	50.2	347,702	100.0
Florida	3,603	59.1	2,495	40.9	6,098	100.0
Georgia	511,917	77.0	152,640	23.0	664,557	100.0
Illinois	433	32.0	920	68.0	1,353	100.0
Kentucky	4,659	68.7	2,120	31.3	6,779	100.0
Louisiana	323,738	85.7	53,970	14.3	377,708	100.0
Mississippi	290,230	19.1	1,227,643	80.9	1,517,873	100.0
Missouri	83,222	45.6	99,120	54.4	182,342	100.0
New Mexico	48,934	95.5	51,233	4.5	100,167	100.0
North Carolina	330,547	76.6	100,780	23.4	431,327	100.0
Oklahoma	135,704	37.8	143,990	62.2	279,694	100.0
South Carolina	428,182	65.4	227,020	34.6	655,202	100.0
Tennessee	260,026	57.8	189,630	42.2	449,656	100.0
Texas	1,222,402	69.9	527,033	30.1	1,749,435	100.0
Virginia	12,022	85.4	2,052	14.6	14,074	100.0
All States	5,318,885	60.4	3,490,500	39.6	8,809,385	100.0

<sup>1/</sup> Tenderable in settlement of futures contracts.

<sup>2/</sup> As reported by the Bureau of the Census; running bales, linters excluded.

Table 10.—Tenderability of upland cotton ginned in the United States, 1929-45

Year	Tenderable <sup>1/</sup>		Untenderable		Total crop <sup>2/</sup>	
	Bales	Pct.	Bales	Pct.	Bales	Pct.
1929	10,992,500	75.7	3,526,500	24.3	14,519,000	100.0
1930	11,623,200	84.6	2,109,000	15.4	13,732,200	100.0
1931	14,833,900	89.3	1,781,300	10.7	16,615,200	100.0
1932	11,489,100	90.5	1,212,200	9.5	12,701,300	100.0
1933	11,782,800	93.1	871,500	6.9	12,654,300	100.0
1934	8,518,700	90.1	939,300	9.9	9,458,000	100.0
1935	8,333,900	80.1	2,068,800	19.9	10,402,700	100.0
1936	10,539,700	86.9	1,584,100	13.1	12,123,800	100.0
1937	15,050,900	82.5	3,186,200	17.5	18,237,100	100.0
1938	10,896,918	94.0	701,500	6.0	11,598,418	100.0
1939	10,565,313	92.3	886,969	7.7	11,452,282	100.0
1940	9,988,632	81.5	2,272,072	18.5	12,260,704	100.0
1941	8,064,816	77.3	2,368,640	22.7	10,433,456	100.0
1942	9,681,879	78.3	2,681,428	21.7	12,363,307	100.0
1943	8,933,451	80.7	2,135,082	19.3	11,068,533	100.0
1944	8,845,658	74.8	2,985,084	25.2	11,830,742	100.0
1945	5,318,885	60.4	3,490,500	39.6	8,809,385	100.0

<sup>1/</sup> Tenderable in settlement of futures contracts.

<sup>2/</sup> As reported by the Bureau of the Census, running bales, linters excluded; number of bales for 1929-37 are rounded figures.

Table 11.-- Grade and staple length of upland cotton ginned in Alabama, 1945-46

Grade	1 13/16 inch and shorter		7/8		29/32		15/16		31/32		1		1-1/32		1-1/16		1-1/8		1-5/32		1-3/16		1-7/32		1-1/4 inches and longer		All lengths				
	Bales	inches	Bales	inches	Bales	inches	Bales	inches	Bales	inches	Bales	inches	Bales	inches	Bales	inches	Bales	inches	Bales	inches	Bales	inches	Bales	inches	Bales	inches	Bales	inches	Percent		
<b>Whites:</b>																															
1-M.F.	-	-	-	-	-	-	-	-	-	-	-	-	-	-	-	-	-	-	-	-	-	-	-	-	-	-	-	-	-	-	
2-S.G.M.	-	-	-	-	-	-	-	-	-	-	-	-	-	-	-	-	-	-	-	-	-	-	-	-	-	-	-	-	-	-	
3-O.M.	-	-	-	-	-	-	-	-	-	-	-	-	-	-	-	-	-	-	-	-	-	-	-	-	-	-	-	-	-	-	
4-S.M.	140	340	3,400	1,590	3,240	7,540	7,210	1,070	100	100	100	100	100	100	100	100	100	100	100	100	100	100	100	100	100	100	100	100	100	100	100
5-M.	550	3,500	5,890	23,150	64,200	190,420	142,600	15,890	960	960	960	960	960	960	960	960	960	960	960	960	960	960	960	960	960	960	960	960	960	960	960
6-S.L.M.	190	1,890	2,440	16,030	55,950	146,350	79,262	7,860	550	550	550	550	550	550	550	550	550	550	550	550	550	550	550	550	550	550	550	550	550	550	550
7-L.M.	240	300	450	3,860	6,690	14,350	3,760	300	10	10	10	10	10	10	10	10	10	10	10	10	10	10	10	10	10	10	10	10	10	10	10
8-S.O.	-	600	600	2,220	1,990	1,860	350	30	30	30	30	30	30	30	30	30	30	30	30	30	30	30	30	30	30	30	30	30	30	30	30
9-Q.	-	700	1,220	2,530	1,410	350	20	10	10	10	10	10	10	10	10	10	10	10	10	10	10	10	10	10	10	10	10	10	10	10	10
<b>Total</b>	1,060	7,710	10,870	49,380	134,460	360,920	233,302	25,130	1,630	850	910	2,040	1,310	770	890,342	91.7															
<b>Spotted:</b>																															
3-O.M.	-	110	800	3,220	7,980	15,130	7,880	1,660	10	10	10	10	10	10	10	10	10	10	10	10	10	10	10	10	10	10	10	10	10	10	10
4-S.M.	110	210	140	2,360	6,340	10,450	2,920	180	20	20	20	20	20	20	20	20	20	20	20	20	20	20	20	20	20	20	20	20	20	20	20
5-M.	10	140	20	600	1,500	1,910	230	50	10	10	10	10	10	10	10	10	10	10	10	10	10	10	10	10	10	10	10	10	10	10	10
6-S.L.M.	10	200	890	2,650	940	350	20	10	10	10	10	10	10	10	10	10	10	10	10	10	10	10	10	10	10	10	10	10	10	10	10
<b>Total</b>	130	600	1,860	8,840	17,100	28,400	11,160	700	30	30	20	50	10	10	69,040	7.7															
<b>Tinged:</b>																															
3-O.M.	-	-	-	-	-	-	-	-	-	-	-	-	-	-	-	-	-	-	-	-	-	-	-	-	-	-	-	-	-	-	-
4-S.M.	-	-	-	-	-	-	-	-	-	-	-	-	-	-	-	-	-	-	-	-	-	-	-	-	-	-	-	-	-	-	-
5-M.	-	-	-	-	-	-	-	-	-	-	-	-	-	-	-	-	-	-	-	-	-	-	-	-	-	-	-	-	-	-	-
6-S.L.M.	-	-	-	-	-	-	-	-	-	-	-	-	-	-	-	-	-	-	-	-	-	-	-	-	-	-	-	-	-	-	-
7-L.M.	-	-	-	-	-	-	-	-	-	-	-	-	-	-	-	-	-	-	-	-	-	-	-	-	-	-	-	-	-	-	-
<b>Total</b>	-	-	-	-	-	-	-	-	-	-	-	-	-	-	-	-	-	-	-	-	-	-	-	-	-	-	-	-	-	-	-
<b>Gray:</b>																															
3-O.M.	-	-	10	70	40	10	-	-	-	-	-	-	-	-	-	-	-	-	-	-	-	-	-	-	-	-	-	-	-	-	-
4-S.M.	-	-	190	590	350	110	60	-	-	-	-	-	-	-	-	-	-	-	-	-	-	-	-	-	-	-	-	-	-	-	-
5-M.	-	-	10	30	300	590	90	10	10	10	10	10	10	10	10	10	10	10	10	10	10	10	10	10	10	10	10	10	10	10	10
<b>Total</b>	-	-	10	920	770	710	150	10	10	10	10	10	10	10	10	10	10	10	10	10	10	10	10	10	10	10	10	10	10	10	10
<b>Below Grade</b>	20	320	910	1,460	250	140	20	-	-	-	-	-	-	-	-	-	-	-	-	-	-	-	-	-	-	-	-	-	-	-	-
<b>All grades</b>	1,210	8,640	13,890	60,730	152,610	390,220	244,662	25,840	1,660	890	930	2,090	1,320	780	1,505,472	100.0															
<b>All grades</b>	0.1	1.0	1.5	6.7	16.9	43.1	27.0	2.9	0.2	0.1	0.1	0.2	0.1	0.1	100.0																

1/ As reported by the Bureau of the Census, running bales, linters excluded.

2 Less than 0.05 percent.

Percentage rough preparation . . . . . 8.7

Grade index . . . . . 96.5

Average staple length . . . . . 32.0

Table 12.—Grade and staple length of upland cotton ginned in Arizona, 1945-46

Grade	13/16 inch and shorter		7/8 inch		29/32 inch		15/16 inch		31/32 inch		1 inch		1-1/32 inch		1-1/16 inch		1-1/8 inch		1-5/32 inch		1-3/16 inch		1-1/4 inch and longer		All lengths		
	Bales	Percent	Bales	Percent	Bales	Percent	Bales	Percent	Bales	Percent	Bales	Percent	Bales	Percent	Bales	Percent	Bales	Percent	Bales	Percent	Bales	Percent	Bales	Percent	Bales	Percent	
<b>Extra White:</b>																											
3-0.M.	-	-	-	-	-	-	-	-	-	-	-	-	-	-	-	-	-	-	-	-	-	-	-	-	-	-	-
4-0.M.	-	-	-	-	-	-	-	-	-	-	-	-	-	-	-	-	-	-	-	-	-	-	-	-	-	-	-
5-0.M.	-	-	-	-	-	-	-	-	-	-	-	-	-	-	-	-	-	-	-	-	-	-	-	-	-	-	-
6-0.M.	-	-	-	-	-	-	-	-	-	-	-	-	-	-	-	-	-	-	-	-	-	-	-	-	-	-	-
7-0.M.	-	-	-	-	-	-	-	-	-	-	-	-	-	-	-	-	-	-	-	-	-	-	-	-	-	-	-
8-0.M.	-	-	-	-	-	-	-	-	-	-	-	-	-	-	-	-	-	-	-	-	-	-	-	-	-	-	-
9-0.M.	-	-	-	-	-	-	-	-	-	-	-	-	-	-	-	-	-	-	-	-	-	-	-	-	-	-	-
Total	132	770	1,1730	1,645	9,002	29,446	13,910	979	230	135	25	5	58,009	51.3													
<b>Spotted:</b>																											
3-0.M.	-	-	-	-	-	-	-	-	-	-	-	-	-	-	-	-	-	-	-	-	-	-	-	-	-	-	-
4-0.M.	-	-	-	-	-	-	-	-	-	-	-	-	-	-	-	-	-	-	-	-	-	-	-	-	-	-	-
5-0.M.	-	-	-	-	-	-	-	-	-	-	-	-	-	-	-	-	-	-	-	-	-	-	-	-	-	-	-
6-0.M.	-	-	-	-	-	-	-	-	-	-	-	-	-	-	-	-	-	-	-	-	-	-	-	-	-	-	-
7-0.M.	-	-	-	-	-	-	-	-	-	-	-	-	-	-	-	-	-	-	-	-	-	-	-	-	-	-	-
Total	195	974	2,535	3,499	15,848	26,763	4,061	157	74	17	4	-	54,107	47.7													
<b>Tinged:</b>																											
3-0.M.	-	-	-	-	-	-	-	-	-	-	-	-	-	-	-	-	-	-	-	-	-	-	-	-	-	-	-
4-0.M.	-	-	-	-	-	-	-	-	-	-	-	-	-	-	-	-	-	-	-	-	-	-	-	-	-	-	-
5-0.M.	-	-	-	-	-	-	-	-	-	-	-	-	-	-	-	-	-	-	-	-	-	-	-	-	-	-	-
6-0.M.	-	-	-	-	-	-	-	-	-	-	-	-	-	-	-	-	-	-	-	-	-	-	-	-	-	-	-
7-0.M.	-	-	-	-	-	-	-	-	-	-	-	-	-	-	-	-	-	-	-	-	-	-	-	-	-	-	-
Total	37	62	-	39	14	53	6	1	-	-	-	-	212	.2													
<b>Gray:</b>																											
3-0.M.	-	-	-	-	-	-	-	-	-	-	-	-	-	-	-	-	-	-	-	-	-	-	-	-	-	-	-
4-0.M.	-	-	-	-	-	-	-	-	-	-	-	-	-	-	-	-	-	-	-	-	-	-	-	-	-	-	-
5-0.M.	-	-	-	-	-	-	-	-	-	-	-	-	-	-	-	-	-	-	-	-	-	-	-	-	-	-	-
Total	-	-	-	-	-	-	-	-	-	-	-	-	-	-	-	-	-	-	-	-	-	-	-	-	-	-	-
<b>Below Grade</b>	440	207	-	96	1	34	-	1	2	-	-	-	781	.7													
<b>All grades</b>	764	2,013	-	4,401	5,160	24,960	56,290	17,993	1,136	304	152	29	113,169	100.0													
<b>All grades</b>	0.7	1.8	-	3.9	4.6	22.1	49.6	15.9	1.0	0.3	0.1	*	100.0														

1/ As reported by the Bureau of the Census, running bales, listers excluded.  
 \* Less than 0.05 percent.  
 Percentage rough preparation. . . . . 1.7  
 Grade index. . . . . 94.4  
 Average staple length. . . . . 32.6

Table 13.--Grade and staple length of upland cotton ginned in Arkansas, 1945-46

Grade	:13/16 inch:		7/8		29/32		15/16		31/32		1		1-1/32		1-1/16		1-1/8		1-5/32		1-3/16		1-7/32		1-1/4		All lengths					
	Bales	Percent	Bales	Percent	Bales	Percent	Bales	Percent	Bales	Percent	Bales	Percent	Bales	Percent	Bales	Percent	Bales	Percent	Bales	Percent	Bales	Percent	Bales	Percent	Bales	Percent	Bales	Percent	Bales	Percent		
<b>White:</b>																																
1-M.F.	-	-	-	-	-	-	-	-	-	-	-	-	-	-	-	-	-	-	-	-	-	-	-	-	-	-	-	-	-	-		
2-S.G.M.	-	-	-	-	-	-	-	-	-	-	-	-	-	-	-	-	-	-	-	-	-	-	-	-	-	-	-	-	-	-		
3-O.M.	-	-	-	-	-	-	10	-	-	-	-	-	-	-	-	-	-	-	-	-	-	-	-	-	-	-	-	-	-	-		
4-S.M.	10	100	80	140	80	140	140	140	360	360	1,850	2,550	10	-	-	-	-	-	-	-	-	-	-	-	-	-	-	-	-	-	-	
5-M.	1,370	4,730	5,170	7,950	9,850	35,860	63,620	101,064	48,300	2,300	2,300	2,300	2,300	2,300	2,300	2,300	2,300	2,300	2,300	2,300	2,300	2,300	2,300	2,300	2,300	2,300	2,300	2,300	2,300	2,300	2,300	2,300
6-S.L.M.	820	4,170	4,380	6,380	9,190	37,000	100,950	137,303	40,320	3,330	3,330	3,330	3,330	3,330	3,330	3,330	3,330	3,330	3,330	3,330	3,330	3,330	3,330	3,330	3,330	3,330	3,330	3,330	3,330	3,330	3,330	3,330
7-L.M.	70	360	420	2,790	1,280	10,050	23,290	20,840	3,330	3,330	3,330	3,330	3,330	3,330	3,330	3,330	3,330	3,330	3,330	3,330	3,330	3,330	3,330	3,330	3,330	3,330	3,330	3,330	3,330	3,330	3,330	3,330
8-S.G.O.	-	890	420	14,310	1,790	27,320	15,410	5,190	340	340	340	340	340	340	340	340	340	340	340	340	340	340	340	340	340	340	340	340	340	340	340	340
9-O.O.	10	3,330	520	53,030	2,190	48,310	5,150	1,390	30	30	30	30	30	30	30	30	30	30	30	30	30	30	30	30	30	30	30	30	30	30	30	30
Total	2,280	13,900	11,690	84,700	24,670	157,400	211,270	268,347	94,620	19,410	3,600	1,980	1,060	740	895,667	89.0																
<b>Spotted:</b>																																
3-O.M.	-	-	-	-	-	-	-	-	-	-	-	-	-	-	-	-	-	-	-	-	-	-	-	-	-	-	-	-	-	-	-	-
4-S.M.	-	290	170	320	360	1,840	1,960	1,100	240	240	240	240	240	240	240	240	240	240	240	240	240	240	240	240	240	240	240	240	240	240	240	240
5-M.	-	150	290	1,240	3,140	4,820	3,110	500	500	500	500	500	500	500	500	500	500	500	500	500	500	500	500	500	500	500	500	500	500	500	500	500
6-S.L.M.	10	220	170	2,500	720	4,420	1,180	670	50	50	50	50	50	50	50	50	50	50	50	50	50	50	50	50	50	50	50	50	50	50	50	50
7-L.M.	-	550	220	5,560	390	9,420	1,550	290	30	30	30	30	30	30	30	30	30	30	30	30	30	30	30	30	30	30	30	30	30	30	30	30
Total	10	1,270	790	10,620	2,080	18,820	9,480	5,190	820	160	20	1,980	1,060	740	49,380	4.9																
<b>Tinged:</b>																																
3-O.M.	-	-	-	-	-	-	-	-	-	-	-	-	-	-	-	-	-	-	-	-	-	-	-	-	-	-	-	-	-	-	-	-
4-S.M.	-	-	-	-	-	-	-	-	-	-	-	-	-	-	-	-	-	-	-	-	-	-	-	-	-	-	-	-	-	-	-	-
5-M.	-	-	-	-	-	-	-	-	-	-	-	-	-	-	-	-	-	-	-	-	-	-	-	-	-	-	-	-	-	-	-	-
6-S.L.M.	-	-	-	-	-	-	-	-	-	-	-	-	-	-	-	-	-	-	-	-	-	-	-	-	-	-	-	-	-	-	-	-
7-L.M.	-	-	-	-	-	-	-	-	-	-	-	-	-	-	-	-	-	-	-	-	-	-	-	-	-	-	-	-	-	-	-	-
Total	-	-	-	-	-	-	-	-	-	-	-	-	-	-	-	-	-	-	-	-	-	-	-	-	-	-	-	-	-	-	-	-
<b>Gray:</b>																																
3-O.M.	-	-	-	-	-	-	-	-	-	-	-	-	-	-	-	-	-	-	-	-	-	-	-	-	-	-	-	-	-	-	-	-
4-S.M.	-	-	-	-	-	-	-	-	-	-	-	-	-	-	-	-	-	-	-	-	-	-	-	-	-	-	-	-	-	-	-	-
5-M.	-	-	-	-	-	-	-	-	-	-	-	-	-	-	-	-	-	-	-	-	-	-	-	-	-	-	-	-	-	-	-	-
6-S.L.M.	-	-	-	-	-	-	-	-	-	-	-	-	-	-	-	-	-	-	-	-	-	-	-	-	-	-	-	-	-	-	-	-
7-L.M.	-	-	-	-	-	-	-	-	-	-	-	-	-	-	-	-	-	-	-	-	-	-	-	-	-	-	-	-	-	-	-	-
Total	-	-	-	-	-	-	-	-	-	-	-	-	-	-	-	-	-	-	-	-	-	-	-	-	-	-	-	-	-	-	-	-
<b>Below Grade</b>																																
	10	6,300	240	34,510	790	12,320	710	200	20	20	60	10	10	55,180	5.5																	
<b>All grades</b>																																
	2,300	21,600	12,720	131,130	28,100	190,530	225,040	274,377	95,590	19,680	3,660	2,110	1,140	760	1,006,737	100.0																
<b>All grades</b>																																
	0.2	2.2	1.3	13.0	2.6	18.9	22.1	27.3	9.5	2.0	0.4	0.2	0.1	100.0																		

As reported by the Bureau of the Census, running bales, linters excluded.  
 \* Less than 0.05 percent.  
 Percentage rough preparation . . . . . 8.7  
 Grade index . . . . . 89.0  
 Average staple length . . . . . 32.7

Table 14.—Grade and staple length of upland cotton ginned in California, 1935-46

Grade	13/16 inch:		7/8		29/32		15/16		31/32		1		1-1/32		1-1/16		1-1/8		1-5/32		1-3/16		1-7/32		1-1/4		
	Bales	Percent	Bales	Percent	Bales	Percent	Bales	Percent	Bales	Percent	Bales	Percent	Bales	Percent	Bales	Percent	Bales	Percent	Bales	Percent	Bales	Percent	Bales	Percent	Bales	Percent	
<b>Extra White:</b>																											
3-0.M.	-	-	-	-	-	-	-	-	-	-	-	-	-	-	-	-	-	-	-	-	-	-	-	-	-	-	
4-S.M.	-	-	-	-	-	-	-	-	-	-	-	-	-	-	-	-	-	-	-	-	-	-	-	-	-	-	
5-M.	-	-	-	-	-	-	-	-	-	-	-	-	-	-	-	-	-	-	-	-	-	-	-	-	-	-	
6-S.L.M.	-	-	-	-	-	-	-	-	-	-	-	-	-	-	-	-	-	-	-	-	-	-	-	-	-	-	
7-L.M.	-	-	-	-	-	-	-	-	-	-	-	-	-	-	-	-	-	-	-	-	-	-	-	-	-	-	
8-S.O.	-	-	-	-	-	-	-	-	-	-	-	-	-	-	-	-	-	-	-	-	-	-	-	-	-	-	
9-O.O.	-	-	-	-	-	-	-	-	-	-	-	-	-	-	-	-	-	-	-	-	-	-	-	-	-	-	
<b>Total</b>	190	2.644	-	-	-	-	7,789	5.241	10,607	50,466	159,418	46,496	1,140	-	-	-	-	-	-	-	-	-	-	-	284,225	81.7	
<b>White:</b>																											
1-M.F.	-	-	-	-	-	-	-	-	-	-	-	-	-	-	-	-	-	-	-	-	-	-	-	-	-	-	
2-S.O.M.	-	-	-	-	-	-	-	-	-	-	-	-	-	-	-	-	-	-	-	-	-	-	-	-	-	-	
3-O.M.	-	-	-	-	-	-	-	-	-	-	-	-	-	-	-	-	-	-	-	-	-	-	-	-	-	-	
4-S.M.	-	-	-	-	-	-	-	-	-	-	-	-	-	-	-	-	-	-	-	-	-	-	-	-	-	-	
5-M.	-	-	-	-	-	-	-	-	-	-	-	-	-	-	-	-	-	-	-	-	-	-	-	-	-	-	
6-S.L.M.	-	-	-	-	-	-	-	-	-	-	-	-	-	-	-	-	-	-	-	-	-	-	-	-	-	-	
7-L.M.	-	-	-	-	-	-	-	-	-	-	-	-	-	-	-	-	-	-	-	-	-	-	-	-	-	-	
8-S.O.	-	-	-	-	-	-	-	-	-	-	-	-	-	-	-	-	-	-	-	-	-	-	-	-	-	-	
9-O.O.	-	-	-	-	-	-	-	-	-	-	-	-	-	-	-	-	-	-	-	-	-	-	-	-	-	-	
<b>Total</b>	14	293	-	-	-	-	635	676	1,793	807	207	5	-	-	-	-	-	-	-	-	-	-	-	-	4,320	11.2	
<b>Spotted:</b>																											
3-O.M.	-	-	-	-	-	-	-	-	-	-	-	-	-	-	-	-	-	-	-	-	-	-	-	-	-	-	
4-S.M.	-	-	-	-	-	-	-	-	-	-	-	-	-	-	-	-	-	-	-	-	-	-	-	-	-	-	
5-M.	-	-	-	-	-	-	-	-	-	-	-	-	-	-	-	-	-	-	-	-	-	-	-	-	-	-	
6-S.L.M.	-	-	-	-	-	-	-	-	-	-	-	-	-	-	-	-	-	-	-	-	-	-	-	-	-	-	
7-L.M.	-	-	-	-	-	-	-	-	-	-	-	-	-	-	-	-	-	-	-	-	-	-	-	-	-	-	
<b>Total</b>	333	1,970	7	2,119	7	6,546	6,546	6,546	2,074	6,546	611	9	-	-	-	-	-	-	-	-	-	-	-	-	-	20,953	6.0
<b>Tinged:</b>																											
3-O.M.	-	-	-	-	-	-	-	-	-	-	-	-	-	-	-	-	-	-	-	-	-	-	-	-	-	-	
4-S.M.	-	-	-	-	-	-	-	-	-	-	-	-	-	-	-	-	-	-	-	-	-	-	-	-	-	-	
5-M.	-	-	-	-	-	-	-	-	-	-	-	-	-	-	-	-	-	-	-	-	-	-	-	-	-	-	
6-S.L.M.	-	-	-	-	-	-	-	-	-	-	-	-	-	-	-	-	-	-	-	-	-	-	-	-	-	-	
7-L.M.	-	-	-	-	-	-	-	-	-	-	-	-	-	-	-	-	-	-	-	-	-	-	-	-	-	-	
<b>Total</b>	44	109	-	-	-	-	25	4	1	-	-	-	-	-	-	-	-	-	-	-	-	-	-	-	-	183	1.1
<b>Gray:</b>																											
3-O.M.	-	-	-	-	-	-	-	-	-	-	-	-	-	-	-	-	-	-	-	-	-	-	-	-	-	-	
4-S.M.	-	-	-	-	-	-	-	-	-	-	-	-	-	-	-	-	-	-	-	-	-	-	-	-	-	-	
5-M.	-	-	-	-	-	-	-	-	-	-	-	-	-	-	-	-	-	-	-	-	-	-	-	-	-	-	
6-S.L.M.	-	-	-	-	-	-	-	-	-	-	-	-	-	-	-	-	-	-	-	-	-	-	-	-	-	-	
7-L.M.	-	-	-	-	-	-	-	-	-	-	-	-	-	-	-	-	-	-	-	-	-	-	-	-	-	-	
<b>Total</b>	767	1,969	-	1,052	-	142	105	17	13	-	-	-	-	-	-	-	-	-	-	-	-	-	-	-	-	4,085	11.2
<b>All grades</b>	1,366	7,141	7	11,859	8,486	22,169	69,614	177,207	46,323	1,160	14	-	-	-	-	-	-	-	-	-	-	-	-	-	-	347,708	100.0
<b>All grades</b>	0.4	2.1	*	3.4	2.5	6.4	20.0	51.0	13.9	0.3	*	-	-	-	-	-	-	-	-	-	-	-	-	-	-	100.0	

1/ As reported by the Bureau of the Census, running bales, linters excluded.  
 \* Less than 0.05 percent.  
 Percentages rough preparation. . . . . 0.9  
 Grade index. . . . . 94.4  
 Average staple length. . . . . 33.5

Table 15.-- Grade and staple length of upland cotton ginned in Florida, 1945-46

Grade	13/16 inch and shorter		7/8 inch		29/32 inch		15/16 inch		31/32 inch		1 inch		1-1/32 inches		1-1/16 inches		1-3/32 inches		1-1/8 inches		1-5/32 inches		1-3/16 inches		1-7/32 inches		1-1/4 inches and longer		All lengths		
	Bales	Percent	Bales	Percent	Bales	Percent	Bales	Percent	Bales	Percent	Bales	Percent	Bales	Percent	Bales	Percent	Bales	Percent	Bales	Percent	Bales	Percent	Bales	Percent	Bales	Percent	Bales	Percent	Bales	Percent	
White:																															
1-S.F.	-	-	-	-	-	-	-	-	-	-	-	-	-	-	-	-	-	-	-	-	-	-	-	-	-	-	-	-	-	-	
2-S.G.M.	-	-	-	-	-	-	-	-	-	-	-	-	-	-	-	-	-	-	-	-	-	-	-	-	-	-	-	-	-	-	
3-O.M.	-	-	-	-	-	-	-	-	-	-	-	-	-	-	-	-	-	-	-	-	-	-	-	-	-	-	-	-	-	-	
4-S.M.	-	-	-	-	-	-	-	-	-	-	-	-	-	-	-	-	-	-	-	-	-	-	-	-	-	-	-	-	-	-	
5-B.	18																														
6-S.L.M.	18																														
7-L.M.	36																														
8-S.G.O.	-	-	-	-	-	-	-	-	-	-	-	-	-	-	-	-	-	-	-	-	-	-	-	-	-	-	-	-	-	-	
9-G.O.	-	-	-	-	-	-	-	-	-	-	-	-	-	-	-	-	-	-	-	-	-	-	-	-	-	-	-	-	-	-	
Total	72	64	80	78	453	1,983	1,900	1,253	93	-	-	-	-	-	-	-	-	-	-	-	-	-	-	-	-	-	-	-	-	98.7	
Spotted:																															
3-O.M.	-	-	-	-	-	-	-	-	-	-	-	-	-	-	-	-	-	-	-	-	-	-	-	-	-	-	-	-	-	-	
4-S.M.	-	-	-	-	-	-	-	-	-	-	-	-	-	-	-	-	-	-	-	-	-	-	-	-	-	-	-	-	-	-	
5-B.	-	-	-	-	-	-	-	-	-	-	-	-	-	-	-	-	-	-	-	-	-	-	-	-	-	-	-	-	-	-	
6-S.L.M.	-	-	-	-	-	-	-	-	-	-	-	-	-	-	-	-	-	-	-	-	-	-	-	-	-	-	-	-	-	-	
7-L.M.	-	-	-	-	-	-	-	-	-	-	-	-	-	-	-	-	-	-	-	-	-	-	-	-	-	-	-	-	-	-	
Total	-	18	-	36	-	36	-	28	-	28	-	28	-	28	-	28	-	28	-	28	-	28	-	28	-	28	-	28	-	1.3	
All grades	72	82	80	78	453	2,019	1,900	1,253	121	-	-	-	-	-	-	-	-	-	-	-	-	-	-	-	-	-	-	-	-	100.0	
All grades	1.2	1.3	1.3	1.3	8.1	33.1	31.1	20.6	2.0	-	-	-	-	-	-	-	-	-	-	-	-	-	-	-	-	-	-	-	-	100.0	

1/ As reported by the Bureau of the Census, running bales, lintors excluded.

Percent rough preparation . . . . . 38.4  
 Grade index . . . . . 84.5  
 Average staple length . . . . . 32.5

Table 16.--Grade and staple length of upland cotton ginned in Georgia, 1946-46

Grade	13/16 inch:		7/8		29/32		31/32		1		1-1/32		1-1/16		1-1/8		1-5/32		1-3/16		1-7/32		1-1/4								
	and shorter	inches	inches	inches	inches	inches	inches	inches	inches	inches	inches	inches	inches	inches	inches	inches	inches	inches	inches	inches	inches	inches	inches	inches	inches						
	Sales	Percent	Sales	Percent	Sales	Percent	Sales	Percent	Sales	Percent	Sales	Percent	Sales	Percent	Sales	Percent	Sales	Percent	Sales	Percent	Sales	Percent	Sales	Percent	Sales	Percent					
<b>White:</b>																															
1-M.F.	-	-	-	-	-	-	-	-	-	-	-	-	-	-	-	-	-	-	-	-	-	-	-	-	-	-	-				
2-S.G.M.	-	-	-	-	-	-	-	-	-	-	-	-	-	-	-	-	-	-	-	-	-	-	-	-	-	-	-				
3-G.M.	-	-	-	-	10	30	30	30	40	10	10	10	10	10	10	10	10	10	10	10	10	10	10	10	10	10	10	10			
4-S.M.	20	80	20	240	810	2,440	8,100	25,340	80,110	260,880	830,110	2,610	8,310	26,340	83,110	260,880	830,110	2,610	8,310	26,340	83,110	260,880	830,110	2,610	8,310	26,340	83,110	260,880			
5-M.	130	710	610	3,650	15,690	52,710	182,597	600,110	2,080	7,440	25,340	83,110	260,880	830,110	2,610	8,310	26,340	83,110	260,880	830,110	2,610	8,310	26,340	83,110	260,880	830,110	2,610	8,310	26,340	83,110	
6-S.L.N.	440	1,280	1,120	3,110	46,910	124,597	410,110	1,120	3,110	46,910	124,597	410,110	1,120	3,110	46,910	124,597	410,110	1,120	3,110	46,910	124,597	410,110	1,120	3,110	46,910	124,597	410,110	1,120	3,110	46,910	124,597
7-L.M.	270	1,280	820	7,760	37,230	17,050	7,440	330	30	10	10	10	10	10	10	10	10	10	10	10	10	10	10	10	10	10	10	10	10	10	
8-S.G.O.	100	1,570	360	3,630	4,320	7,810	1,430	1,040	40	10	10	10	10	10	10	10	10	10	10	10	10	10	10	10	10	10	10	10	10	10	
9-G.O.	20	3,480	230	3,750	1,210	1,870	150	100	30	10	10	10	10	10	10	10	10	10	10	10	10	10	10	10	10	10	10	10	10	10	
Total	960	8,270	3,160	28,150	90,030	226,697	146,220	55,100	5,610	1,310	270	1,330	420	1,670	568,917	85.6															
<b>Spotted:</b>																															
3-G.M.	-	-	-	-	20	70	10	10	10	10	10	10	10	10	10	10	10	10	10	10	10	10	10	10	10	10	10	10	10	10	
4-S.M.	30	150	1,620	6,160	14,680	15,650	4,710	460	140	50	20	30	10	10	10	10	10	10	10	10	10	10	10	10	10	10	10	10	10	10	
5-M.	-	230	250	2,310	9,560	16,560	8,280	1,830	130	10	10	10	10	10	10	10	10	10	10	10	10	10	10	10	10	10	10	10	10	10	
6-S.L.N.	-	150	270	710	1,720	1,480	670	160	40	10	10	10	10	10	10	10	10	10	10	10	10	10	10	10	10	10	10	10	10	10	
7-L.M.	10	1,040	170	1,620	650	350	40	10	10	10	10	10	10	10	10	10	10	10	10	10	10	10	10	10	10	10	10	10	10	10	
Total	40	1,600	840	6,260	18,090	33,290	21,690	6,720	590	190	60	60	10	30	89,370	13.4															
<b>Tinged:</b>																															
3-G.M.	-	-	-	-	-	10	-	-	-	-	-	-	-	-	-	-	-	-	-	-	-	-	-	-	-	-	-	-	-	-	
4-S.M.	-	-	-	-	10	70	20	-	-	-	-	-	-	-	-	-	-	-	-	-	-	-	-	-	-	-	-	-	-	-	
5-M.	-	10	-	10	10	20	10	-	-	-	-	-	-	-	-	-	-	-	-	-	-	-	-	-	-	-	-	-	-	-	
6-S.L.N.	-	70	10	60	-	-	-	-	-	-	-	-	-	-	-	-	-	-	-	-	-	-	-	-	-	-	-	-	-	-	
7-L.M.	20	990	10	650	-	30	90	-	-	-	-	-	-	-	-	-	-	-	-	-	-	-	-	-	-	-	-	-	-	-	
Total	20	1,070	20	720	40	190	30	-	-	-	-	-	-	-	-	-	-	-	-	-	-	-	-	-	-	-	-	-	-	-	
<b>Gray:</b>																															
3-G.M.	-	-	-	-	-	-	-	-	-	-	-	-	-	-	-	-	-	-	-	-	-	-	-	-	-	-	-	-	-	-	
4-S.M.	-	-	-	-	-	40	60	-	-	-	-	-	-	-	-	-	-	-	-	-	-	-	-	-	-	-	-	-	-	-	
5-M.	-	20	10	90	120	70	10	-	-	-	-	-	-	-	-	-	-	-	-	-	-	-	-	-	-	-	-	-	-	-	
Total	-	20	10	90	120	110	70	-	-	-	-	-	-	-	-	-	-	-	-	-	-	-	-	-	-	-	-	-	-	-	
Below Grade	130	1,460	20	1,370	190	460	20	30	-	-	-	40	-	20	3,760	.6															
All grades	1,170	12,350	4,050	36,590	108,470	260,667	168,080	61,860	6,100	1,500	330	1,430	430	1,620	664,567	100.0															
All grades	Percent	0.2	1.9	0.6	5.5	16.5	39.2	25.5	9.3	0.9	0.1	0.9	0.1	0.2	100.0																

1/ As reported by the Bureau of the Census, running bales, linters excluded.  
 \* Less than 0.05 percent.  
 Percentage rough preparation . . . . . 10.4  
 Grade index . . . . . 92.9  
 Average staple length . . . . . 32.1

Table 17 --Grade and staple length of upland cotton ginned in Illinois, 1945-46

Grade	1 1/16 inch and shorter		7/8 inch		29/32 inch		15/16 inch		31/32 inch		1 inch		1-1/32 inches		1-1/16 inches		1-1/8 inches		1-5/32 inches		1-3/16 inches		1-7/32 inches		1-1/4 inches and longer		All lengths																																																																																																																																																																																																																																																																																																																																																																																																																																																																																																																																																																																																																																																																																																																																																																																																																
	Bales	Percent	Bales	Percent	Bales	Percent	Bales	Percent	Bales	Percent	Bales	Percent	Bales	Percent	Bales	Percent	Bales	Percent	Bales	Percent	Bales	Percent	Bales	Percent	Bales	Percent	Bales	Percent																																																																																																																																																																																																																																																																																																																																																																																																																																																																																																																																																																																																																																																																																																																																																																																																															
White:																													1-N.F.	-	-	-	-	-	-	-	-	-	-	-	-	-	-	-	-	-	-	-	-	-	-	-	-	-	-	-	-	2-S.O.M.	-	-	-	-	-	-	-	-	-	-	-	-	-	-	-	-	-	-	-	-	-	-	-	-	-	-	-	-	3-G.M.	-	-	-	-	-	-	-	-	-	-	-	-	-	-	-	-	-	-	-	-	-	-	-	-	-	-	-	-	4-S.M.	-	-	-	-	-	-	-	-	-	-	-	-	-	-	-	-	-	-	-	-	-	-	-	-	-	-	-	-	5-N.	-	-	-	-	-	-	-	-	-	-	-	-	-	-	-	-	-	-	-	-	-	-	-	-	-	-	-	-	6-S.L.M.	-	-	-	-	-	-	-	-	-	-	-	-	-	-	-	-	-	-	-	-	-	-	-	-	-	-	-	-	7-L.M.	-	-	-	-	-	-	-	-	-	-	-	-	-	-	-	-	-	-	-	-	-	-	-	-	-	-	-	-	8-S.G.O.	-	-	-	-	-	-	-	-	-	-	-	-	-	-	-	-	-	-	-	-	-	-	-	-	-	-	-	-	9-O.O.	-	-	-	-	-	-	-	-	-	-	-	-	-	-	-	-	-	-	-	-	-	-	-	-	-	-	-	-	Total	110	-	110	-	110	-	110	-	110	-	110	-	110	-	110	-	110	-	110	-	110	-	110	-	110	-	536	39.6	Spotted:																													3-G.M.	-	-	-	-	-	-	-	-	-	-	-	-	-	-	-	-	-	-	-	-	-	-	-	-	-	-	-	-	4-S.M.	-	-	-	-	-	-	-	-	-	-	-	-	-	-	-	-	-	-	-	-	-	-	-	-	-	-	-	-	5-N.	-	-	-	-	-	-	-	-	-	-	-	-	-	-	-	-	-	-	-	-	-	-	-	-	-	-	-	-	6-S.L.M.	-	-	-	-	-	-	-	-	-	-	-	-	-	-	-	-	-	-	-	-	-	-	-	-	-	-	-	-	7-L.M.	-	-	-	-	-	-	-	-	-	-	-	-	-	-	-	-	-	-	-	-	-	-	-	-	-	-	-	-	Total	217	-	210	-	210	-	180	-	120	-	50	-	10	-	10	-	10	-	10	-	10	-	10	-	10	-	797	59.0	Tinged:																													3-G.M.	-	-	-	-	-	-	-	-	-	-	-	-	-	-	-	-	-	-	-	-	-	-	-	-	-	-	-	-	4-S.M.	-	-	-	-	-	-	-	-	-	-	-	-	-	-	-	-	-	-	-	-	-	-	-	-	-	-	-	-	5-N.	-	-	-	-	-	-	-	-	-	-	-	-	-	-	-	-	-	-	-	-	-	-	-	-	-	-	-	-	6-S.L.M.	-	-	-	-	-	-	-	-	-	-	-	-	-	-	-	-	-	-	-	-	-	-	-	-	-	-	-	-	7-L.M.	-	-	-	-	-	-	-	-	-	-	-	-	-	-	-	-	-	-	-	-	-	-	-	-	-	-	-	-	Total	-	-	-	-	-	-	-	-	-	-	-	-	-	-	-	-	-	-	-	-	-	-	-	-	-	-	-	-	Below Grade	-	-	-	-	-	-	-	-	-	-	-	-	-	-	-	-	-	-	-	-	-	-	-	-	-	-	-	-	All grades	327	-	330	-	330	-	260	-	200	-	146	-	60	-	10	-	10	-	10	-	10	-	10	-	10	-	1,353	100.0	All grades	24.2	-	24.5	-	24.5	-	19.2	-	11.8	-	10.8	-	4.4	-	0.7	-	0.7	-	0.7	-	0.7	-	0.7	-	0.7	-	100.0	100.0
1-N.F.	-	-	-	-	-	-	-	-	-	-	-	-	-	-	-	-	-	-	-	-	-	-	-	-	-	-	-	-	2-S.O.M.	-	-	-	-	-	-	-	-	-	-	-	-	-	-	-	-	-	-	-	-	-	-	-	-	-	-	-	-	3-G.M.	-	-	-	-	-	-	-	-	-	-	-	-	-	-	-	-	-	-	-	-	-	-	-	-	-	-	-	-	4-S.M.	-	-	-	-	-	-	-	-	-	-	-	-	-	-	-	-	-	-	-	-	-	-	-	-	-	-	-	-	5-N.	-	-	-	-	-	-	-	-	-	-	-	-	-	-	-	-	-	-	-	-	-	-	-	-	-	-	-	-	6-S.L.M.	-	-	-	-	-	-	-	-	-	-	-	-	-	-	-	-	-	-	-	-	-	-	-	-	-	-	-	-	7-L.M.	-	-	-	-	-	-	-	-	-	-	-	-	-	-	-	-	-	-	-	-	-	-	-	-	-	-	-	-	8-S.G.O.	-	-	-	-	-	-	-	-	-	-	-	-	-	-	-	-	-	-	-	-	-	-	-	-	-	-	-	-	9-O.O.	-	-	-	-	-	-	-	-	-	-	-	-	-	-	-	-	-	-	-	-	-	-	-	-	-	-	-	-	Total	110	-	110	-	110	-	110	-	110	-	110	-	110	-	110	-	110	-	110	-	110	-	110	-	110	-	536	39.6	Spotted:																													3-G.M.	-	-	-	-	-	-	-	-	-	-	-	-	-	-	-	-	-	-	-	-	-	-	-	-	-	-	-	-	4-S.M.	-	-	-	-	-	-	-	-	-	-	-	-	-	-	-	-	-	-	-	-	-	-	-	-	-	-	-	-	5-N.	-	-	-	-	-	-	-	-	-	-	-	-	-	-	-	-	-	-	-	-	-	-	-	-	-	-	-	-	6-S.L.M.	-	-	-	-	-	-	-	-	-	-	-	-	-	-	-	-	-	-	-	-	-	-	-	-	-	-	-	-	7-L.M.	-	-	-	-	-	-	-	-	-	-	-	-	-	-	-	-	-	-	-	-	-	-	-	-	-	-	-	-	Total	217	-	210	-	210	-	180	-	120	-	50	-	10	-	10	-	10	-	10	-	10	-	10	-	10	-	797	59.0	Tinged:																													3-G.M.	-	-	-	-	-	-	-	-	-	-	-	-	-	-	-	-	-	-	-	-	-	-	-	-	-	-	-	-	4-S.M.	-	-	-	-	-	-	-	-	-	-	-	-	-	-	-	-	-	-	-	-	-	-	-	-	-	-	-	-	5-N.	-	-	-	-	-	-	-	-	-	-	-	-	-	-	-	-	-	-	-	-	-	-	-	-	-	-	-	-	6-S.L.M.	-	-	-	-	-	-	-	-	-	-	-	-	-	-	-	-	-	-	-	-	-	-	-	-	-	-	-	-	7-L.M.	-	-	-	-	-	-	-	-	-	-	-	-	-	-	-	-	-	-	-	-	-	-	-	-	-	-	-	-	Total	-	-	-	-	-	-	-	-	-	-	-	-	-	-	-	-	-	-	-	-	-	-	-	-	-	-	-	-	Below Grade	-	-	-	-	-	-	-	-	-	-	-	-	-	-	-	-	-	-	-	-	-	-	-	-	-	-	-	-	All grades	327	-	330	-	330	-	260	-	200	-	146	-	60	-	10	-	10	-	10	-	10	-	10	-	10	-	1,353	100.0	All grades	24.2	-	24.5	-	24.5	-	19.2	-	11.8	-	10.8	-	4.4	-	0.7	-	0.7	-	0.7	-	0.7	-	0.7	-	0.7	-	100.0	100.0																													
2-S.O.M.	-	-	-	-	-	-	-	-	-	-	-	-	-	-	-	-	-	-	-	-	-	-	-	-	-	-	-	-	3-G.M.	-	-	-	-	-	-	-	-	-	-	-	-	-	-	-	-	-	-	-	-	-	-	-	-	-	-	-	-	4-S.M.	-	-	-	-	-	-	-	-	-	-	-	-	-	-	-	-	-	-	-	-	-	-	-	-	-	-	-	-	5-N.	-	-	-	-	-	-	-	-	-	-	-	-	-	-	-	-	-	-	-	-	-	-	-	-	-	-	-	-	6-S.L.M.	-	-	-	-	-	-	-	-	-	-	-	-	-	-	-	-	-	-	-	-	-	-	-	-	-	-	-	-	7-L.M.	-	-	-	-	-	-	-	-	-	-	-	-	-	-	-	-	-	-	-	-	-	-	-	-	-	-	-	-	8-S.G.O.	-	-	-	-	-	-	-	-	-	-	-	-	-	-	-	-	-	-	-	-	-	-	-	-	-	-	-	-	9-O.O.	-	-	-	-	-	-	-	-	-	-	-	-	-	-	-	-	-	-	-	-	-	-	-	-	-	-	-	-	Total	110	-	110	-	110	-	110	-	110	-	110	-	110	-	110	-	110	-	110	-	110	-	110	-	110	-	536	39.6	Spotted:																													3-G.M.	-	-	-	-	-	-	-	-	-	-	-	-	-	-	-	-	-	-	-	-	-	-	-	-	-	-	-	-	4-S.M.	-	-	-	-	-	-	-	-	-	-	-	-	-	-	-	-	-	-	-	-	-	-	-	-	-	-	-	-	5-N.	-	-	-	-	-	-	-	-	-	-	-	-	-	-	-	-	-	-	-	-	-	-	-	-	-	-	-	-	6-S.L.M.	-	-	-	-	-	-	-	-	-	-	-	-	-	-	-	-	-	-	-	-	-	-	-	-	-	-	-	-	7-L.M.	-	-	-	-	-	-	-	-	-	-	-	-	-	-	-	-	-	-	-	-	-	-	-	-	-	-	-	-	Total	217	-	210	-	210	-	180	-	120	-	50	-	10	-	10	-	10	-	10	-	10	-	10	-	10	-	797	59.0	Tinged:																													3-G.M.	-	-	-	-	-	-	-	-	-	-	-	-	-	-	-	-	-	-	-	-	-	-	-	-	-	-	-	-	4-S.M.	-	-	-	-	-	-	-	-	-	-	-	-	-	-	-	-	-	-	-	-	-	-	-	-	-	-	-	-	5-N.	-	-	-	-	-	-	-	-	-	-	-	-	-	-	-	-	-	-	-	-	-	-	-	-	-	-	-	-	6-S.L.M.	-	-	-	-	-	-	-	-	-	-	-	-	-	-	-	-	-	-	-	-	-	-	-	-	-	-	-	-	7-L.M.	-	-	-	-	-	-	-	-	-	-	-	-	-	-	-	-	-	-	-	-	-	-	-	-	-	-	-	-	Total	-	-	-	-	-	-	-	-	-	-	-	-	-	-	-	-	-	-	-	-	-	-	-	-	-	-	-	-	Below Grade	-	-	-	-	-	-	-	-	-	-	-	-	-	-	-	-	-	-	-	-	-	-	-	-	-	-	-	-	All grades	327	-	330	-	330	-	260	-	200	-	146	-	60	-	10	-	10	-	10	-	10	-	10	-	10	-	1,353	100.0	All grades	24.2	-	24.5	-	24.5	-	19.2	-	11.8	-	10.8	-	4.4	-	0.7	-	0.7	-	0.7	-	0.7	-	0.7	-	0.7	-	100.0	100.0																																																										
3-G.M.	-	-	-	-	-	-	-	-	-	-	-	-	-	-	-	-	-	-	-	-	-	-	-	-	-	-	-	-	4-S.M.	-	-	-	-	-	-	-	-	-	-	-	-	-	-	-	-	-	-	-	-	-	-	-	-	-	-	-	-	5-N.	-	-	-	-	-	-	-	-	-	-	-	-	-	-	-	-	-	-	-	-	-	-	-	-	-	-	-	-	6-S.L.M.	-	-	-	-	-	-	-	-	-	-	-	-	-	-	-	-	-	-	-	-	-	-	-	-	-	-	-	-	7-L.M.	-	-	-	-	-	-	-	-	-	-	-	-	-	-	-	-	-	-	-	-	-	-	-	-	-	-	-	-	8-S.G.O.	-	-	-	-	-	-	-	-	-	-	-	-	-	-	-	-	-	-	-	-	-	-	-	-	-	-	-	-	9-O.O.	-	-	-	-	-	-	-	-	-	-	-	-	-	-	-	-	-	-	-	-	-	-	-	-	-	-	-	-	Total	110	-	110	-	110	-	110	-	110	-	110	-	110	-	110	-	110	-	110	-	110	-	110	-	110	-	536	39.6	Spotted:																													3-G.M.	-	-	-	-	-	-	-	-	-	-	-	-	-	-	-	-	-	-	-	-	-	-	-	-	-	-	-	-	4-S.M.	-	-	-	-	-	-	-	-	-	-	-	-	-	-	-	-	-	-	-	-	-	-	-	-	-	-	-	-	5-N.	-	-	-	-	-	-	-	-	-	-	-	-	-	-	-	-	-	-	-	-	-	-	-	-	-	-	-	-	6-S.L.M.	-	-	-	-	-	-	-	-	-	-	-	-	-	-	-	-	-	-	-	-	-	-	-	-	-	-	-	-	7-L.M.	-	-	-	-	-	-	-	-	-	-	-	-	-	-	-	-	-	-	-	-	-	-	-	-	-	-	-	-	Total	217	-	210	-	210	-	180	-	120	-	50	-	10	-	10	-	10	-	10	-	10	-	10	-	10	-	797	59.0	Tinged:																													3-G.M.	-	-	-	-	-	-	-	-	-	-	-	-	-	-	-	-	-	-	-	-	-	-	-	-	-	-	-	-	4-S.M.	-	-	-	-	-	-	-	-	-	-	-	-	-	-	-	-	-	-	-	-	-	-	-	-	-	-	-	-	5-N.	-	-	-	-	-	-	-	-	-	-	-	-	-	-	-	-	-	-	-	-	-	-	-	-	-	-	-	-	6-S.L.M.	-	-	-	-	-	-	-	-	-	-	-	-	-	-	-	-	-	-	-	-	-	-	-	-	-	-	-	-	7-L.M.	-	-	-	-	-	-	-	-	-	-	-	-	-	-	-	-	-	-	-	-	-	-	-	-	-	-	-	-	Total	-	-	-	-	-	-	-	-	-	-	-	-	-	-	-	-	-	-	-	-	-	-	-	-	-	-	-	-	Below Grade	-	-	-	-	-	-	-	-	-	-	-	-	-	-	-	-	-	-	-	-	-	-	-	-	-	-	-	-	All grades	327	-	330	-	330	-	260	-	200	-	146	-	60	-	10	-	10	-	10	-	10	-	10	-	10	-	1,353	100.0	All grades	24.2	-	24.5	-	24.5	-	19.2	-	11.8	-	10.8	-	4.4	-	0.7	-	0.7	-	0.7	-	0.7	-	0.7	-	0.7	-	100.0	100.0																																																																																							
4-S.M.	-	-	-	-	-	-	-	-	-	-	-	-	-	-	-	-	-	-	-	-	-	-	-	-	-	-	-	-	5-N.	-	-	-	-	-	-	-	-	-	-	-	-	-	-	-	-	-	-	-	-	-	-	-	-	-	-	-	-	6-S.L.M.	-	-	-	-	-	-	-	-	-	-	-	-	-	-	-	-	-	-	-	-	-	-	-	-	-	-	-	-	7-L.M.	-	-	-	-	-	-	-	-	-	-	-	-	-	-	-	-	-	-	-	-	-	-	-	-	-	-	-	-	8-S.G.O.	-	-	-	-	-	-	-	-	-	-	-	-	-	-	-	-	-	-	-	-	-	-	-	-	-	-	-	-	9-O.O.	-	-	-	-	-	-	-	-	-	-	-	-	-	-	-	-	-	-	-	-	-	-	-	-	-	-	-	-	Total	110	-	110	-	110	-	110	-	110	-	110	-	110	-	110	-	110	-	110	-	110	-	110	-	110	-	536	39.6	Spotted:																													3-G.M.	-	-	-	-	-	-	-	-	-	-	-	-	-	-	-	-	-	-	-	-	-	-	-	-	-	-	-	-	4-S.M.	-	-	-	-	-	-	-	-	-	-	-	-	-	-	-	-	-	-	-	-	-	-	-	-	-	-	-	-	5-N.	-	-	-	-	-	-	-	-	-	-	-	-	-	-	-	-	-	-	-	-	-	-	-	-	-	-	-	-	6-S.L.M.	-	-	-	-	-	-	-	-	-	-	-	-	-	-	-	-	-	-	-	-	-	-	-	-	-	-	-	-	7-L.M.	-	-	-	-	-	-	-	-	-	-	-	-	-	-	-	-	-	-	-	-	-	-	-	-	-	-	-	-	Total	217	-	210	-	210	-	180	-	120	-	50	-	10	-	10	-	10	-	10	-	10	-	10	-	10	-	797	59.0	Tinged:																													3-G.M.	-	-	-	-	-	-	-	-	-	-	-	-	-	-	-	-	-	-	-	-	-	-	-	-	-	-	-	-	4-S.M.	-	-	-	-	-	-	-	-	-	-	-	-	-	-	-	-	-	-	-	-	-	-	-	-	-	-	-	-	5-N.	-	-	-	-	-	-	-	-	-	-	-	-	-	-	-	-	-	-	-	-	-	-	-	-	-	-	-	-	6-S.L.M.	-	-	-	-	-	-	-	-	-	-	-	-	-	-	-	-	-	-	-	-	-	-	-	-	-	-	-	-	7-L.M.	-	-	-	-	-	-	-	-	-	-	-	-	-	-	-	-	-	-	-	-	-	-	-	-	-	-	-	-	Total	-	-	-	-	-	-	-	-	-	-	-	-	-	-	-	-	-	-	-	-	-	-	-	-	-	-	-	-	Below Grade	-	-	-	-	-	-	-	-	-	-	-	-	-	-	-	-	-	-	-	-	-	-	-	-	-	-	-	-	All grades	327	-	330	-	330	-	260	-	200	-	146	-	60	-	10	-	10	-	10	-	10	-	10	-	10	-	1,353	100.0	All grades	24.2	-	24.5	-	24.5	-	19.2	-	11.8	-	10.8	-	4.4	-	0.7	-	0.7	-	0.7	-	0.7	-	0.7	-	0.7	-	100.0	100.0																																																																																																																				
5-N.	-	-	-	-	-	-	-	-	-	-	-	-	-	-	-	-	-	-	-	-	-	-	-	-	-	-	-	-	6-S.L.M.	-	-	-	-	-	-	-	-	-	-	-	-	-	-	-	-	-	-	-	-	-	-	-	-	-	-	-	-	7-L.M.	-	-	-	-	-	-	-	-	-	-	-	-	-	-	-	-	-	-	-	-	-	-	-	-	-	-	-	-	8-S.G.O.	-	-	-	-	-	-	-	-	-	-	-	-	-	-	-	-	-	-	-	-	-	-	-	-	-	-	-	-	9-O.O.	-	-	-	-	-	-	-	-	-	-	-	-	-	-	-	-	-	-	-	-	-	-	-	-	-	-	-	-	Total	110	-	110	-	110	-	110	-	110	-	110	-	110	-	110	-	110	-	110	-	110	-	110	-	110	-	536	39.6	Spotted:																													3-G.M.	-	-	-	-	-	-	-	-	-	-	-	-	-	-	-	-	-	-	-	-	-	-	-	-	-	-	-	-	4-S.M.	-	-	-	-	-	-	-	-	-	-	-	-	-	-	-	-	-	-	-	-	-	-	-	-	-	-	-	-	5-N.	-	-	-	-	-	-	-	-	-	-	-	-	-	-	-	-	-	-	-	-	-	-	-	-	-	-	-	-	6-S.L.M.	-	-	-	-	-	-	-	-	-	-	-	-	-	-	-	-	-	-	-	-	-	-	-	-	-	-	-	-	7-L.M.	-	-	-	-	-	-	-	-	-	-	-	-	-	-	-	-	-	-	-	-	-	-	-	-	-	-	-	-	Total	217	-	210	-	210	-	180	-	120	-	50	-	10	-	10	-	10	-	10	-	10	-	10	-	10	-	797	59.0	Tinged:																													3-G.M.	-	-	-	-	-	-	-	-	-	-	-	-	-	-	-	-	-	-	-	-	-	-	-	-	-	-	-	-	4-S.M.	-	-	-	-	-	-	-	-	-	-	-	-	-	-	-	-	-	-	-	-	-	-	-	-	-	-	-	-	5-N.	-	-	-	-	-	-	-	-	-	-	-	-	-	-	-	-	-	-	-	-	-	-	-	-	-	-	-	-	6-S.L.M.	-	-	-	-	-	-	-	-	-	-	-	-	-	-	-	-	-	-	-	-	-	-	-	-	-	-	-	-	7-L.M.	-	-	-	-	-	-	-	-	-	-	-	-	-	-	-	-	-	-	-	-	-	-	-	-	-	-	-	-	Total	-	-	-	-	-	-	-	-	-	-	-	-	-	-	-	-	-	-	-	-	-	-	-	-	-	-	-	-	Below Grade	-	-	-	-	-	-	-	-	-	-	-	-	-	-	-	-	-	-	-	-	-	-	-	-	-	-	-	-	All grades	327	-	330	-	330	-	260	-	200	-	146	-	60	-	10	-	10	-	10	-	10	-	10	-	10	-	1,353	100.0	All grades	24.2	-	24.5	-	24.5	-	19.2	-	11.8	-	10.8	-	4.4	-	0.7	-	0.7	-	0.7	-	0.7	-	0.7	-	0.7	-	100.0	100.0																																																																																																																																																	
6-S.L.M.	-	-	-	-	-	-	-	-	-	-	-	-	-	-	-	-	-	-	-	-	-	-	-	-	-	-	-	-	7-L.M.	-	-	-	-	-	-	-	-	-	-	-	-	-	-	-	-	-	-	-	-	-	-	-	-	-	-	-	-	8-S.G.O.	-	-	-	-	-	-	-	-	-	-	-	-	-	-	-	-	-	-	-	-	-	-	-	-	-	-	-	-	9-O.O.	-	-	-	-	-	-	-	-	-	-	-	-	-	-	-	-	-	-	-	-	-	-	-	-	-	-	-	-	Total	110	-	110	-	110	-	110	-	110	-	110	-	110	-	110	-	110	-	110	-	110	-	110	-	110	-	536	39.6	Spotted:																													3-G.M.	-	-	-	-	-	-	-	-	-	-	-	-	-	-	-	-	-	-	-	-	-	-	-	-	-	-	-	-	4-S.M.	-	-	-	-	-	-	-	-	-	-	-	-	-	-	-	-	-	-	-	-	-	-	-	-	-	-	-	-	5-N.	-	-	-	-	-	-	-	-	-	-	-	-	-	-	-	-	-	-	-	-	-	-	-	-	-	-	-	-	6-S.L.M.	-	-	-	-	-	-	-	-	-	-	-	-	-	-	-	-	-	-	-	-	-	-	-	-	-	-	-	-	7-L.M.	-	-	-	-	-	-	-	-	-	-	-	-	-	-	-	-	-	-	-	-	-	-	-	-	-	-	-	-	Total	217	-	210	-	210	-	180	-	120	-	50	-	10	-	10	-	10	-	10	-	10	-	10	-	10	-	797	59.0	Tinged:																													3-G.M.	-	-	-	-	-	-	-	-	-	-	-	-	-	-	-	-	-	-	-	-	-	-	-	-	-	-	-	-	4-S.M.	-	-	-	-	-	-	-	-	-	-	-	-	-	-	-	-	-	-	-	-	-	-	-	-	-	-	-	-	5-N.	-	-	-	-	-	-	-	-	-	-	-	-	-	-	-	-	-	-	-	-	-	-	-	-	-	-	-	-	6-S.L.M.	-	-	-	-	-	-	-	-	-	-	-	-	-	-	-	-	-	-	-	-	-	-	-	-	-	-	-	-	7-L.M.	-	-	-	-	-	-	-	-	-	-	-	-	-	-	-	-	-	-	-	-	-	-	-	-	-	-	-	-	Total	-	-	-	-	-	-	-	-	-	-	-	-	-	-	-	-	-	-	-	-	-	-	-	-	-	-	-	-	Below Grade	-	-	-	-	-	-	-	-	-	-	-	-	-	-	-	-	-	-	-	-	-	-	-	-	-	-	-	-	All grades	327	-	330	-	330	-	260	-	200	-	146	-	60	-	10	-	10	-	10	-	10	-	10	-	10	-	1,353	100.0	All grades	24.2	-	24.5	-	24.5	-	19.2	-	11.8	-	10.8	-	4.4	-	0.7	-	0.7	-	0.7	-	0.7	-	0.7	-	0.7	-	100.0	100.0																																																																																																																																																																														
7-L.M.	-	-	-	-	-	-	-	-	-	-	-	-	-	-	-	-	-	-	-	-	-	-	-	-	-	-	-	-	8-S.G.O.	-	-	-	-	-	-	-	-	-	-	-	-	-	-	-	-	-	-	-	-	-	-	-	-	-	-	-	-	9-O.O.	-	-	-	-	-	-	-	-	-	-	-	-	-	-	-	-	-	-	-	-	-	-	-	-	-	-	-	-	Total	110	-	110	-	110	-	110	-	110	-	110	-	110	-	110	-	110	-	110	-	110	-	110	-	110	-	536	39.6	Spotted:																													3-G.M.	-	-	-	-	-	-	-	-	-	-	-	-	-	-	-	-	-	-	-	-	-	-	-	-	-	-	-	-	4-S.M.	-	-	-	-	-	-	-	-	-	-	-	-	-	-	-	-	-	-	-	-	-	-	-	-	-	-	-	-	5-N.	-	-	-	-	-	-	-	-	-	-	-	-	-	-	-	-	-	-	-	-	-	-	-	-	-	-	-	-	6-S.L.M.	-	-	-	-	-	-	-	-	-	-	-	-	-	-	-	-	-	-	-	-	-	-	-	-	-	-	-	-	7-L.M.	-	-	-	-	-	-	-	-	-	-	-	-	-	-	-	-	-	-	-	-	-	-	-	-	-	-	-	-	Total	217	-	210	-	210	-	180	-	120	-	50	-	10	-	10	-	10	-	10	-	10	-	10	-	10	-	797	59.0	Tinged:																													3-G.M.	-	-	-	-	-	-	-	-	-	-	-	-	-	-	-	-	-	-	-	-	-	-	-	-	-	-	-	-	4-S.M.	-	-	-	-	-	-	-	-	-	-	-	-	-	-	-	-	-	-	-	-	-	-	-	-	-	-	-	-	5-N.	-	-	-	-	-	-	-	-	-	-	-	-	-	-	-	-	-	-	-	-	-	-	-	-	-	-	-	-	6-S.L.M.	-	-	-	-	-	-	-	-	-	-	-	-	-	-	-	-	-	-	-	-	-	-	-	-	-	-	-	-	7-L.M.	-	-	-	-	-	-	-	-	-	-	-	-	-	-	-	-	-	-	-	-	-	-	-	-	-	-	-	-	Total	-	-	-	-	-	-	-	-	-	-	-	-	-	-	-	-	-	-	-	-	-	-	-	-	-	-	-	-	Below Grade	-	-	-	-	-	-	-	-	-	-	-	-	-	-	-	-	-	-	-	-	-	-	-	-	-	-	-	-	All grades	327	-	330	-	330	-	260	-	200	-	146	-	60	-	10	-	10	-	10	-	10	-	10	-	10	-	1,353	100.0	All grades	24.2	-	24.5	-	24.5	-	19.2	-	11.8	-	10.8	-	4.4	-	0.7	-	0.7	-	0.7	-	0.7	-	0.7	-	0.7	-	100.0	100.0																																																																																																																																																																																																											
8-S.G.O.	-	-	-	-	-	-	-	-	-	-	-	-	-	-	-	-	-	-	-	-	-	-	-	-	-	-	-	-	9-O.O.	-	-	-	-	-	-	-	-	-	-	-	-	-	-	-	-	-	-	-	-	-	-	-	-	-	-	-	-	Total	110	-	110	-	110	-	110	-	110	-	110	-	110	-	110	-	110	-	110	-	110	-	110	-	110	-	536	39.6	Spotted:																													3-G.M.	-	-	-	-	-	-	-	-	-	-	-	-	-	-	-	-	-	-	-	-	-	-	-	-	-	-	-	-	4-S.M.	-	-	-	-	-	-	-	-	-	-	-	-	-	-	-	-	-	-	-	-	-	-	-	-	-	-	-	-	5-N.	-	-	-	-	-	-	-	-	-	-	-	-	-	-	-	-	-	-	-	-	-	-	-	-	-	-	-	-	6-S.L.M.	-	-	-	-	-	-	-	-	-	-	-	-	-	-	-	-	-	-	-	-	-	-	-	-	-	-	-	-	7-L.M.	-	-	-	-	-	-	-	-	-	-	-	-	-	-	-	-	-	-	-	-	-	-	-	-	-	-	-	-	Total	217	-	210	-	210	-	180	-	120	-	50	-	10	-	10	-	10	-	10	-	10	-	10	-	10	-	797	59.0	Tinged:																													3-G.M.	-	-	-	-	-	-	-	-	-	-	-	-	-	-	-	-	-	-	-	-	-	-	-	-	-	-	-	-	4-S.M.	-	-	-	-	-	-	-	-	-	-	-	-	-	-	-	-	-	-	-	-	-	-	-	-	-	-	-	-	5-N.	-	-	-	-	-	-	-	-	-	-	-	-	-	-	-	-	-	-	-	-	-	-	-	-	-	-	-	-	6-S.L.M.	-	-	-	-	-	-	-	-	-	-	-	-	-	-	-	-	-	-	-	-	-	-	-	-	-	-	-	-	7-L.M.	-	-	-	-	-	-	-	-	-	-	-	-	-	-	-	-	-	-	-	-	-	-	-	-	-	-	-	-	Total	-	-	-	-	-	-	-	-	-	-	-	-	-	-	-	-	-	-	-	-	-	-	-	-	-	-	-	-	Below Grade	-	-	-	-	-	-	-	-	-	-	-	-	-	-	-	-	-	-	-	-	-	-	-	-	-	-	-	-	All grades	327	-	330	-	330	-	260	-	200	-	146	-	60	-	10	-	10	-	10	-	10	-	10	-	10	-	1,353	100.0	All grades	24.2	-	24.5	-	24.5	-	19.2	-	11.8	-	10.8	-	4.4	-	0.7	-	0.7	-	0.7	-	0.7	-	0.7	-	0.7	-	100.0	100.0																																																																																																																																																																																																																																								
9-O.O.	-	-	-	-	-	-	-	-	-	-	-	-	-	-	-	-	-	-	-	-	-	-	-	-	-	-	-	-	Total	110	-	110	-	110	-	110	-	110	-	110	-	110	-	110	-	110	-	110	-	110	-	110	-	110	-	536	39.6	Spotted:																													3-G.M.	-	-	-	-	-	-	-	-	-	-	-	-	-	-	-	-	-	-	-	-	-	-	-	-	-	-	-	-	4-S.M.	-	-	-	-	-	-	-	-	-	-	-	-	-	-	-	-	-	-	-	-	-	-	-	-	-	-	-	-	5-N.	-	-	-	-	-	-	-	-	-	-	-	-	-	-	-	-	-	-	-	-	-	-	-	-	-	-	-	-	6-S.L.M.	-	-	-	-	-	-	-	-	-	-	-	-	-	-	-	-	-	-	-	-	-	-	-	-	-	-	-	-	7-L.M.	-	-	-	-	-	-	-	-	-	-	-	-	-	-	-	-	-	-	-	-	-	-	-	-	-	-	-	-	Total	217	-	210	-	210	-	180	-	120	-	50	-	10	-	10	-	10	-	10	-	10	-	10	-	10	-	797	59.0	Tinged:																													3-G.M.	-	-	-	-	-	-	-	-	-	-	-	-	-	-	-	-	-	-	-	-	-	-	-	-	-	-	-	-	4-S.M.	-	-	-	-	-	-	-	-	-	-	-	-	-	-	-	-	-	-	-	-	-	-	-	-	-	-	-	-	5-N.	-	-	-	-	-	-	-	-	-	-	-	-	-	-	-	-	-	-	-	-	-	-	-	-	-	-	-	-	6-S.L.M.	-	-	-	-	-	-	-	-	-	-	-	-	-	-	-	-	-	-	-	-	-	-	-	-	-	-	-	-	7-L.M.	-	-	-	-	-	-	-	-	-	-	-	-	-	-	-	-	-	-	-	-	-	-	-	-	-	-	-	-	Total	-	-	-	-	-	-	-	-	-	-	-	-	-	-	-	-	-	-	-	-	-	-	-	-	-	-	-	-	Below Grade	-	-	-	-	-	-	-	-	-	-	-	-	-	-	-	-	-	-	-	-	-	-	-	-	-	-	-	-	All grades	327	-	330	-	330	-	260	-	200	-	146	-	60	-	10	-	10	-	10	-	10	-	10	-	10	-	1,353	100.0	All grades	24.2	-	24.5	-	24.5	-	19.2	-	11.8	-	10.8	-	4.4	-	0.7	-	0.7	-	0.7	-	0.7	-	0.7	-	0.7	-	100.0	100.0																																																																																																																																																																																																																																																																					
Total	110	-	110	-	110	-	110	-	110	-	110	-	110	-	110	-	110	-	110	-	110	-	110	-	110	-	536	39.6	Spotted:																													3-G.M.	-	-	-	-	-	-	-	-	-	-	-	-	-	-	-	-	-	-	-	-	-	-	-	-	-	-	-	-	4-S.M.	-	-	-	-	-	-	-	-	-	-	-	-	-	-	-	-	-	-	-	-	-	-	-	-	-	-	-	-	5-N.	-	-	-	-	-	-	-	-	-	-	-	-	-	-	-	-	-	-	-	-	-	-	-	-	-	-	-	-	6-S.L.M.	-	-	-	-	-	-	-	-	-	-	-	-	-	-	-	-	-	-	-	-	-	-	-	-	-	-	-	-	7-L.M.	-	-	-	-	-	-	-	-	-	-	-	-	-	-	-	-	-	-	-	-	-	-	-	-	-	-	-	-	Total	217	-	210	-	210	-	180	-	120	-	50	-	10	-	10	-	10	-	10	-	10	-	10	-	10	-	797	59.0	Tinged:																													3-G.M.	-	-	-	-	-	-	-	-	-	-	-	-	-	-	-	-	-	-	-	-	-	-	-	-	-	-	-	-	4-S.M.	-	-	-	-	-	-	-	-	-	-	-	-	-	-	-	-	-	-	-	-	-	-	-	-	-	-	-	-	5-N.	-	-	-	-	-	-	-	-	-	-	-	-	-	-	-	-	-	-	-	-	-	-	-	-	-	-	-	-	6-S.L.M.	-	-	-	-	-	-	-	-	-	-	-	-	-	-	-	-	-	-	-	-	-	-	-	-	-	-	-	-	7-L.M.	-	-	-	-	-	-	-	-	-	-	-	-	-	-	-	-	-	-	-	-	-	-	-	-	-	-	-	-	Total	-	-	-	-	-	-	-	-	-	-	-	-	-	-	-	-	-	-	-	-	-	-	-	-	-	-	-	-	Below Grade	-	-	-	-	-	-	-	-	-	-	-	-	-	-	-	-	-	-	-	-	-	-	-	-	-	-	-	-	All grades	327	-	330	-	330	-	260	-	200	-	146	-	60	-	10	-	10	-	10	-	10	-	10	-	10	-	1,353	100.0	All grades	24.2	-	24.5	-	24.5	-	19.2	-	11.8	-	10.8	-	4.4	-	0.7	-	0.7	-	0.7	-	0.7	-	0.7	-	0.7	-	100.0	100.0																																																																																																																																																																																																																																																																																																		
Spotted:																													3-G.M.	-	-	-	-	-	-	-	-	-	-	-	-	-	-	-	-	-	-	-	-	-	-	-	-	-	-	-	-	4-S.M.	-	-	-	-	-	-	-	-	-	-	-	-	-	-	-	-	-	-	-	-	-	-	-	-	-	-	-	-	5-N.	-	-	-	-	-	-	-	-	-	-	-	-	-	-	-	-	-	-	-	-	-	-	-	-	-	-	-	-	6-S.L.M.	-	-	-	-	-	-	-	-	-	-	-	-	-	-	-	-	-	-	-	-	-	-	-	-	-	-	-	-	7-L.M.	-	-	-	-	-	-	-	-	-	-	-	-	-	-	-	-	-	-	-	-	-	-	-	-	-	-	-	-	Total	217	-	210	-	210	-	180	-	120	-	50	-	10	-	10	-	10	-	10	-	10	-	10	-	10	-	797	59.0	Tinged:																													3-G.M.	-	-	-	-	-	-	-	-	-	-	-	-	-	-	-	-	-	-	-	-	-	-	-	-	-	-	-	-	4-S.M.	-	-	-	-	-	-	-	-	-	-	-	-	-	-	-	-	-	-	-	-	-	-	-	-	-	-	-	-	5-N.	-	-	-	-	-	-	-	-	-	-	-	-	-	-	-	-	-	-	-	-	-	-	-	-	-	-	-	-	6-S.L.M.	-	-	-	-	-	-	-	-	-	-	-	-	-	-	-	-	-	-	-	-	-	-	-	-	-	-	-	-	7-L.M.	-	-	-	-	-	-	-	-	-	-	-	-	-	-	-	-	-	-	-	-	-	-	-	-	-	-	-	-	Total	-	-	-	-	-	-	-	-	-	-	-	-	-	-	-	-	-	-	-	-	-	-	-	-	-	-	-	-	Below Grade	-	-	-	-	-	-	-	-	-	-	-	-	-	-	-	-	-	-	-	-	-	-	-	-	-	-	-	-	All grades	327	-	330	-	330	-	260	-	200	-	146	-	60	-	10	-	10	-	10	-	10	-	10	-	10	-	1,353	100.0	All grades	24.2	-	24.5	-	24.5	-	19.2	-	11.8	-	10.8	-	4.4	-	0.7	-	0.7	-	0.7	-	0.7	-	0.7	-	0.7	-	100.0	100.0																																																																																																																																																																																																																																																																																																																															
3-G.M.	-	-	-	-	-	-	-	-	-	-	-	-	-	-	-	-	-	-	-	-	-	-	-	-	-	-	-	-	4-S.M.	-	-	-	-	-	-	-	-	-	-	-	-	-	-	-	-	-	-	-	-	-	-	-	-	-	-	-	-	5-N.	-	-	-	-	-	-	-	-	-	-	-	-	-	-	-	-	-	-	-	-	-	-	-	-	-	-	-	-	6-S.L.M.	-	-	-	-	-	-	-	-	-	-	-	-	-	-	-	-	-	-	-	-	-	-	-	-	-	-	-	-	7-L.M.	-	-	-	-	-	-	-	-	-	-	-	-	-	-	-	-	-	-	-	-	-	-	-	-	-	-	-	-	Total	217	-	210	-	210	-	180	-	120	-	50	-	10	-	10	-	10	-	10	-	10	-	10	-	10	-	797	59.0	Tinged:																													3-G.M.	-	-	-	-	-	-	-	-	-	-	-	-	-	-	-	-	-	-	-	-	-	-	-	-	-	-	-	-	4-S.M.	-	-	-	-	-	-	-	-	-	-	-	-	-	-	-	-	-	-	-	-	-	-	-	-	-	-	-	-	5-N.	-	-	-	-	-	-	-	-	-	-	-	-	-	-	-	-	-	-	-	-	-	-	-	-	-	-	-	-	6-S.L.M.	-	-	-	-	-	-	-	-	-	-	-	-	-	-	-	-	-	-	-	-	-	-	-	-	-	-	-	-	7-L.M.	-	-	-	-	-	-	-	-	-	-	-	-	-	-	-	-	-	-	-	-	-	-	-	-	-	-	-	-	Total	-	-	-	-	-	-	-	-	-	-	-	-	-	-	-	-	-	-	-	-	-	-	-	-	-	-	-	-	Below Grade	-	-	-	-	-	-	-	-	-	-	-	-	-	-	-	-	-	-	-	-	-	-	-	-	-	-	-	-	All grades	327	-	330	-	330	-	260	-	200	-	146	-	60	-	10	-	10	-	10	-	10	-	10	-	10	-	1,353	100.0	All grades	24.2	-	24.5	-	24.5	-	19.2	-	11.8	-	10.8	-	4.4	-	0.7	-	0.7	-	0.7	-	0.7	-	0.7	-	0.7	-	100.0	100.0																																																																																																																																																																																																																																																																																																																																																												
4-S.M.	-	-	-	-	-	-	-	-	-	-	-	-	-	-	-	-	-	-	-	-	-	-	-	-	-	-	-	-	5-N.	-	-	-	-	-	-	-	-	-	-	-	-	-	-	-	-	-	-	-	-	-	-	-	-	-	-	-	-	6-S.L.M.	-	-	-	-	-	-	-	-	-	-	-	-	-	-	-	-	-	-	-	-	-	-	-	-	-	-	-	-	7-L.M.	-	-	-	-	-	-	-	-	-	-	-	-	-	-	-	-	-	-	-	-	-	-	-	-	-	-	-	-	Total	217	-	210	-	210	-	180	-	120	-	50	-	10	-	10	-	10	-	10	-	10	-	10	-	10	-	797	59.0	Tinged:																													3-G.M.	-	-	-	-	-	-	-	-	-	-	-	-	-	-	-	-	-	-	-	-	-	-	-	-	-	-	-	-	4-S.M.	-	-	-	-	-	-	-	-	-	-	-	-	-	-	-	-	-	-	-	-	-	-	-	-	-	-	-	-	5-N.	-	-	-	-	-	-	-	-	-	-	-	-	-	-	-	-	-	-	-	-	-	-	-	-	-	-	-	-	6-S.L.M.	-	-	-	-	-	-	-	-	-	-	-	-	-	-	-	-	-	-	-	-	-	-	-	-	-	-	-	-	7-L.M.	-	-	-	-	-	-	-	-	-	-	-	-	-	-	-	-	-	-	-	-	-	-	-	-	-	-	-	-	Total	-	-	-	-	-	-	-	-	-	-	-	-	-	-	-	-	-	-	-	-	-	-	-	-	-	-	-	-	Below Grade	-	-	-	-	-	-	-	-	-	-	-	-	-	-	-	-	-	-	-	-	-	-	-	-	-	-	-	-	All grades	327	-	330	-	330	-	260	-	200	-	146	-	60	-	10	-	10	-	10	-	10	-	10	-	10	-	1,353	100.0	All grades	24.2	-	24.5	-	24.5	-	19.2	-	11.8	-	10.8	-	4.4	-	0.7	-	0.7	-	0.7	-	0.7	-	0.7	-	0.7	-	100.0	100.0																																																																																																																																																																																																																																																																																																																																																																																									
5-N.	-	-	-	-	-	-	-	-	-	-	-	-	-	-	-	-	-	-	-	-	-	-	-	-	-	-	-	-	6-S.L.M.	-	-	-	-	-	-	-	-	-	-	-	-	-	-	-	-	-	-	-	-	-	-	-	-	-	-	-	-	7-L.M.	-	-	-	-	-	-	-	-	-	-	-	-	-	-	-	-	-	-	-	-	-	-	-	-	-	-	-	-	Total	217	-	210	-	210	-	180	-	120	-	50	-	10	-	10	-	10	-	10	-	10	-	10	-	10	-	797	59.0	Tinged:																													3-G.M.	-	-	-	-	-	-	-	-	-	-	-	-	-	-	-	-	-	-	-	-	-	-	-	-	-	-	-	-	4-S.M.	-	-	-	-	-	-	-	-	-	-	-	-	-	-	-	-	-	-	-	-	-	-	-	-	-	-	-	-	5-N.	-	-	-	-	-	-	-	-	-	-	-	-	-	-	-	-	-	-	-	-	-	-	-	-	-	-	-	-	6-S.L.M.	-	-	-	-	-	-	-	-	-	-	-	-	-	-	-	-	-	-	-	-	-	-	-	-	-	-	-	-	7-L.M.	-	-	-	-	-	-	-	-	-	-	-	-	-	-	-	-	-	-	-	-	-	-	-	-	-	-	-	-	Total	-	-	-	-	-	-	-	-	-	-	-	-	-	-	-	-	-	-	-	-	-	-	-	-	-	-	-	-	Below Grade	-	-	-	-	-	-	-	-	-	-	-	-	-	-	-	-	-	-	-	-	-	-	-	-	-	-	-	-	All grades	327	-	330	-	330	-	260	-	200	-	146	-	60	-	10	-	10	-	10	-	10	-	10	-	10	-	1,353	100.0	All grades	24.2	-	24.5	-	24.5	-	19.2	-	11.8	-	10.8	-	4.4	-	0.7	-	0.7	-	0.7	-	0.7	-	0.7	-	0.7	-	100.0	100.0																																																																																																																																																																																																																																																																																																																																																																																																																						
6-S.L.M.	-	-	-	-	-	-	-	-	-	-	-	-	-	-	-	-	-	-	-	-	-	-	-	-	-	-	-	-	7-L.M.	-	-	-	-	-	-	-	-	-	-	-	-	-	-	-	-	-	-	-	-	-	-	-	-	-	-	-	-	Total	217	-	210	-	210	-	180	-	120	-	50	-	10	-	10	-	10	-	10	-	10	-	10	-	10	-	797	59.0	Tinged:																													3-G.M.	-	-	-	-	-	-	-	-	-	-	-	-	-	-	-	-	-	-	-	-	-	-	-	-	-	-	-	-	4-S.M.	-	-	-	-	-	-	-	-	-	-	-	-	-	-	-	-	-	-	-	-	-	-	-	-	-	-	-	-	5-N.	-	-	-	-	-	-	-	-	-	-	-	-	-	-	-	-	-	-	-	-	-	-	-	-	-	-	-	-	6-S.L.M.	-	-	-	-	-	-	-	-	-	-	-	-	-	-	-	-	-	-	-	-	-	-	-	-	-	-	-	-	7-L.M.	-	-	-	-	-	-	-	-	-	-	-	-	-	-	-	-	-	-	-	-	-	-	-	-	-	-	-	-	Total	-	-	-	-	-	-	-	-	-	-	-	-	-	-	-	-	-	-	-	-	-	-	-	-	-	-	-	-	Below Grade	-	-	-	-	-	-	-	-	-	-	-	-	-	-	-	-	-	-	-	-	-	-	-	-	-	-	-	-	All grades	327	-	330	-	330	-	260	-	200	-	146	-	60	-	10	-	10	-	10	-	10	-	10	-	10	-	1,353	100.0	All grades	24.2	-	24.5	-	24.5	-	19.2	-	11.8	-	10.8	-	4.4	-	0.7	-	0.7	-	0.7	-	0.7	-	0.7	-	0.7	-	100.0	100.0																																																																																																																																																																																																																																																																																																																																																																																																																																																			
7-L.M.	-	-	-	-	-	-	-	-	-	-	-	-	-	-	-	-	-	-	-	-	-	-	-	-	-	-	-	-	Total	217	-	210	-	210	-	180	-	120	-	50	-	10	-	10	-	10	-	10	-	10	-	10	-	10	-	797	59.0	Tinged:																													3-G.M.	-	-	-	-	-	-	-	-	-	-	-	-	-	-	-	-	-	-	-	-	-	-	-	-	-	-	-	-	4-S.M.	-	-	-	-	-	-	-	-	-	-	-	-	-	-	-	-	-	-	-	-	-	-	-	-	-	-	-	-	5-N.	-	-	-	-	-	-	-	-	-	-	-	-	-	-	-	-	-	-	-	-	-	-	-	-	-	-	-	-	6-S.L.M.	-	-	-	-	-	-	-	-	-	-	-	-	-	-	-	-	-	-	-	-	-	-	-	-	-	-	-	-	7-L.M.	-	-	-	-	-	-	-	-	-	-	-	-	-	-	-	-	-	-	-	-	-	-	-	-	-	-	-	-	Total	-	-	-	-	-	-	-	-	-	-	-	-	-	-	-	-	-	-	-	-	-	-	-	-	-	-	-	-	Below Grade	-	-	-	-	-	-	-	-	-	-	-	-	-	-	-	-	-	-	-	-	-	-	-	-	-	-	-	-	All grades	327	-	330	-	330	-	260	-	200	-	146	-	60	-	10	-	10	-	10	-	10	-	10	-	10	-	1,353	100.0	All grades	24.2	-	24.5	-	24.5	-	19.2	-	11.8	-	10.8	-	4.4	-	0.7	-	0.7	-	0.7	-	0.7	-	0.7	-	0.7	-	100.0	100.0																																																																																																																																																																																																																																																																																																																																																																																																																																																																																
Total	217	-	210	-	210	-	180	-	120	-	50	-	10	-	10	-	10	-	10	-	10	-	10	-	10	-	797	59.0	Tinged:																													3-G.M.	-	-	-	-	-	-	-	-	-	-	-	-	-	-	-	-	-	-	-	-	-	-	-	-	-	-	-	-	4-S.M.	-	-	-	-	-	-	-	-	-	-	-	-	-	-	-	-	-	-	-	-	-	-	-	-	-	-	-	-	5-N.	-	-	-	-	-	-	-	-	-	-	-	-	-	-	-	-	-	-	-	-	-	-	-	-	-	-	-	-	6-S.L.M.	-	-	-	-	-	-	-	-	-	-	-	-	-	-	-	-	-	-	-	-	-	-	-	-	-	-	-	-	7-L.M.	-	-	-	-	-	-	-	-	-	-	-	-	-	-	-	-	-	-	-	-	-	-	-	-	-	-	-	-	Total	-	-	-	-	-	-	-	-	-	-	-	-	-	-	-	-	-	-	-	-	-	-	-	-	-	-	-	-	Below Grade	-	-	-	-	-	-	-	-	-	-	-	-	-	-	-	-	-	-	-	-	-	-	-	-	-	-	-	-	All grades	327	-	330	-	330	-	260	-	200	-	146	-	60	-	10	-	10	-	10	-	10	-	10	-	10	-	1,353	100.0	All grades	24.2	-	24.5	-	24.5	-	19.2	-	11.8	-	10.8	-	4.4	-	0.7	-	0.7	-	0.7	-	0.7	-	0.7	-	0.7	-	100.0	100.0																																																																																																																																																																																																																																																																																																																																																																																																																																																																																																													
Tinged:																													3-G.M.	-	-	-	-	-	-	-	-	-	-	-	-	-	-	-	-	-	-	-	-	-	-	-	-	-	-	-	-	4-S.M.	-	-	-	-	-	-	-	-	-	-	-	-	-	-	-	-	-	-	-	-	-	-	-	-	-	-	-	-	5-N.	-	-	-	-	-	-	-	-	-	-	-	-	-	-	-	-	-	-	-	-	-	-	-	-	-	-	-	-	6-S.L.M.	-	-	-	-	-	-	-	-	-	-	-	-	-	-	-	-	-	-	-	-	-	-	-	-	-	-	-	-	7-L.M.	-	-	-	-	-	-	-	-	-	-	-	-	-	-	-	-	-	-	-	-	-	-	-	-	-	-	-	-	Total	-	-	-	-	-	-	-	-	-	-	-	-	-	-	-	-	-	-	-	-	-	-	-	-	-	-	-	-	Below Grade	-	-	-	-	-	-	-	-	-	-	-	-	-	-	-	-	-	-	-	-	-	-	-	-	-	-	-	-	All grades	327	-	330	-	330	-	260	-	200	-	146	-	60	-	10	-	10	-	10	-	10	-	10	-	10	-	1,353	100.0	All grades	24.2	-	24.5	-	24.5	-	19.2	-	11.8	-	10.8	-	4.4	-	0.7	-	0.7	-	0.7	-	0.7	-	0.7	-	0.7	-	100.0	100.0																																																																																																																																																																																																																																																																																																																																																																																																																																																																																																																																										
3-G.M.	-	-	-	-	-	-	-	-	-	-	-	-	-	-	-	-	-	-	-	-	-	-	-	-	-	-	-	-	4-S.M.	-	-	-	-	-	-	-	-	-	-	-	-	-	-	-	-	-	-	-	-	-	-	-	-	-	-	-	-	5-N.	-	-	-	-	-	-	-	-	-	-	-	-	-	-	-	-	-	-	-	-	-	-	-	-	-	-	-	-	6-S.L.M.	-	-	-	-	-	-	-	-	-	-	-	-	-	-	-	-	-	-	-	-	-	-	-	-	-	-	-	-	7-L.M.	-	-	-	-	-	-	-	-	-	-	-	-	-	-	-	-	-	-	-	-	-	-	-	-	-	-	-	-	Total	-	-	-	-	-	-	-	-	-	-	-	-	-	-	-	-	-	-	-	-	-	-	-	-	-	-	-	-	Below Grade	-	-	-	-	-	-	-	-	-	-	-	-	-	-	-	-	-	-	-	-	-	-	-	-	-	-	-	-	All grades	327	-	330	-	330	-	260	-	200	-	146	-	60	-	10	-	10	-	10	-	10	-	10	-	10	-	1,353	100.0	All grades	24.2	-	24.5	-	24.5	-	19.2	-	11.8	-	10.8	-	4.4	-	0.7	-	0.7	-	0.7	-	0.7	-	0.7	-	0.7	-	100.0	100.0																																																																																																																																																																																																																																																																																																																																																																																																																																																																																																																																																																							
4-S.M.	-	-	-	-	-	-	-	-	-	-	-	-	-	-	-	-	-	-	-	-	-	-	-	-	-	-	-	-	5-N.	-	-	-	-	-	-	-	-	-	-	-	-	-	-	-	-	-	-	-	-	-	-	-	-	-	-	-	-	6-S.L.M.	-	-	-	-	-	-	-	-	-	-	-	-	-	-	-	-	-	-	-	-	-	-	-	-	-	-	-	-	7-L.M.	-	-	-	-	-	-	-	-	-	-	-	-	-	-	-	-	-	-	-	-	-	-	-	-	-	-	-	-	Total	-	-	-	-	-	-	-	-	-	-	-	-	-	-	-	-	-	-	-	-	-	-	-	-	-	-	-	-	Below Grade	-	-	-	-	-	-	-	-	-	-	-	-	-	-	-	-	-	-	-	-	-	-	-	-	-	-	-	-	All grades	327	-	330	-	330	-	260	-	200	-	146	-	60	-	10	-	10	-	10	-	10	-	10	-	10	-	1,353	100.0	All grades	24.2	-	24.5	-	24.5	-	19.2	-	11.8	-	10.8	-	4.4	-	0.7	-	0.7	-	0.7	-	0.7	-	0.7	-	0.7	-	100.0	100.0																																																																																																																																																																																																																																																																																																																																																																																																																																																																																																																																																																																																				
5-N.	-	-	-	-	-	-	-	-	-	-	-	-	-	-	-	-	-	-	-	-	-	-	-	-	-	-	-	-	6-S.L.M.	-	-	-	-	-	-	-	-	-	-	-	-	-	-	-	-	-	-	-	-	-	-	-	-	-	-	-	-	7-L.M.	-	-	-	-	-	-	-	-	-	-	-	-	-	-	-	-	-	-	-	-	-	-	-	-	-	-	-	-	Total	-	-	-	-	-	-	-	-	-	-	-	-	-	-	-	-	-	-	-	-	-	-	-	-	-	-	-	-	Below Grade	-	-	-	-	-	-	-	-	-	-	-	-	-	-	-	-	-	-	-	-	-	-	-	-	-	-	-	-	All grades	327	-	330	-	330	-	260	-	200	-	146	-	60	-	10	-	10	-	10	-	10	-	10	-	10	-	1,353	100.0	All grades	24.2	-	24.5	-	24.5	-	19.2	-	11.8	-	10.8	-	4.4	-	0.7	-	0.7	-	0.7	-	0.7	-	0.7	-	0.7	-	100.0	100.0																																																																																																																																																																																																																																																																																																																																																																																																																																																																																																																																																																																																																																	
6-S.L.M.	-	-	-	-	-	-	-	-	-	-	-	-	-	-	-	-	-	-	-	-	-	-	-	-	-	-	-	-	7-L.M.	-	-	-	-	-	-	-	-	-	-	-	-	-	-	-	-	-	-	-	-	-	-	-	-	-	-	-	-	Total	-	-	-	-	-	-	-	-	-	-	-	-	-	-	-	-	-	-	-	-	-	-	-	-	-	-	-	-	Below Grade	-	-	-	-	-	-	-	-	-	-	-	-	-	-	-	-	-	-	-	-	-	-	-	-	-	-	-	-	All grades	327	-	330	-	330	-	260	-	200	-	146	-	60	-	10	-	10	-	10	-	10	-	10	-	10	-	1,353	100.0	All grades	24.2	-	24.5	-	24.5	-	19.2	-	11.8	-	10.8	-	4.4	-	0.7	-	0.7	-	0.7	-	0.7	-	0.7	-	0.7	-	100.0	100.0																																																																																																																																																																																																																																																																																																																																																																																																																																																																																																																																																																																																																																																														
7-L.M.	-	-	-	-	-	-	-	-	-	-	-	-	-	-	-	-	-	-	-	-	-	-	-	-	-	-	-	-	Total	-	-	-	-	-	-	-	-	-	-	-	-	-	-	-	-	-	-	-	-	-	-	-	-	-	-	-	-	Below Grade	-	-	-	-	-	-	-	-	-	-	-	-	-	-	-	-	-	-	-	-	-	-	-	-	-	-	-	-	All grades	327	-	330	-	330	-	260	-	200	-	146	-	60	-	10	-	10	-	10	-	10	-	10	-	10	-	1,353	100.0	All grades	24.2	-	24.5	-	24.5	-	19.2	-	11.8	-	10.8	-	4.4	-	0.7	-	0.7	-	0.7	-	0.7	-	0.7	-	0.7	-	100.0	100.0																																																																																																																																																																																																																																																																																																																																																																																																																																																																																																																																																																																																																																																																																											
Total	-	-	-	-	-	-	-	-	-	-	-	-	-	-	-	-	-	-	-	-	-	-	-	-	-	-	-	-	Below Grade	-	-	-	-	-	-	-	-	-	-	-	-	-	-	-	-	-	-	-	-	-	-	-	-	-	-	-	-	All grades	327	-	330	-	330	-	260	-	200	-	146	-	60	-	10	-	10	-	10	-	10	-	10	-	10	-	1,353	100.0	All grades	24.2	-	24.5	-	24.5	-	19.2	-	11.8	-	10.8	-	4.4	-	0.7	-	0.7	-	0.7	-	0.7	-	0.7	-	0.7	-	100.0	100.0																																																																																																																																																																																																																																																																																																																																																																																																																																																																																																																																																																																																																																																																																																																								
Below Grade	-	-	-	-	-	-	-	-	-	-	-	-	-	-	-	-	-	-	-	-	-	-	-	-	-	-	-	-	All grades	327	-	330	-	330	-	260	-	200	-	146	-	60	-	10	-	10	-	10	-	10	-	10	-	10	-	1,353	100.0	All grades	24.2	-	24.5	-	24.5	-	19.2	-	11.8	-	10.8	-	4.4	-	0.7	-	0.7	-	0.7	-	0.7	-	0.7	-	0.7	-	100.0	100.0																																																																																																																																																																																																																																																																																																																																																																																																																																																																																																																																																																																																																																																																																																																																																					
All grades	327	-	330	-	330	-	260	-	200	-	146	-	60	-	10	-	10	-	10	-	10	-	10	-	10	-	1,353	100.0	All grades	24.2	-	24.5	-	24.5	-	19.2	-	11.8	-	10.8	-	4.4	-	0.7	-	0.7	-	0.7	-	0.7	-	0.7	-	0.7	-	100.0	100.0																																																																																																																																																																																																																																																																																																																																																																																																																																																																																																																																																																																																																																																																																																																																																																																		
All grades	24.2	-	24.5	-	24.5	-	19.2	-	11.8	-	10.8	-	4.4	-	0.7	-	0.7	-	0.7	-	0.7	-	0.7	-	0.7	-	100.0	100.0																																																																																																																																																																																																																																																																																																																																																																																																																																																																																																																																																																																																																																																																																																																																																																																																															

1/ As reported by the Bureau of the Census, running bales, linters excluded.

Percentage rough preparation . . . . . 7.4  
 Grade index . . . . . 85.6  
 Average staple length . . . . . 32.6



Table 18.—Grade and staple length of upland cotton ginned in Kentucky, 1945-46

Grade	13/16 inch and shorter		7/8 inch		29/32 inch		15/16 inch		31/32 inch		1 inch		1-1/32 inch		1-1/16 inch		1-1/8 inch		1-3/32 inch		1-1/4 inch		All lengths			
	Bales	Percent	Bales	Percent	Bales	Percent	Bales	Percent	Bales	Percent	Bales	Percent	Bales	Percent	Bales	Percent	Bales	Percent	Bales	Percent	Bales	Percent	Bales	Percent		
<b>White:</b>																										
1-M.F.	-	-	-	-	-	-	-	-	-	-	-	-	-	-	-	-	-	-	-	-	-	-	-	-		
2-S.O.M.	-	-	-	-	-	-	-	-	-	-	-	-	-	-	-	-	-	-	-	-	-	-	-	-		
3-O.M.	-	-	-	-	-	-	-	-	-	-	-	-	-	-	-	-	-	-	-	-	-	-	-	-		
4-S.M.	-	-	-	-	-	-	-	-	-	-	-	-	-	-	-	-	-	-	-	-	-	-	-	-		
5-M.	-	-	-	-	10	1.0	170	3.20	-	-	-	-	-	-	-	-	-	-	-	-	-	-	770	11.4		
6-S.L.M.	-	-	-	-	10	1.0	260	5.00	1,039	19.0	80	0.80	-	-	-	-	-	-	-	-	-	-	2,939	43.4		
7-L.M.	-	-	-	-	60	6.0	150	2.80	190	3.60	-	-	-	-	-	-	-	-	-	-	-	-	800	11.8		
8-S.O.O.	-	-	10	1.0	200	3.60	170	3.20	90	1.70	-	-	-	-	-	-	-	-	-	-	-	-	560	8.3		
9-O.O.	-	-	40	4.0	570	10.60	210	3.90	20	0.40	-	-	-	-	-	-	-	-	-	-	-	-	1,060	15.5		
<b>Total</b>	10	1.0	50	5.0	20	2.0	850	15.60	1,480	27.10	870	15.60	90	1.30	-	-	-	-	-	-	-	-	6,129	90.5		
<b>Spotted:</b>																										
3-O.M.	-	-	-	-	-	-	-	-	-	-	-	-	-	-	-	-	-	-	-	-	-	-	-	-		
4-S.M.	-	-	-	-	-	-	-	-	-	-	-	-	-	-	-	-	-	-	-	-	-	-	-	-		
5-M.	-	-	-	-	-	-	-	-	10	1.0	-	-	-	-	-	-	-	-	-	-	-	-	20	3.0		
6-S.L.M.	-	-	-	-	-	-	-	-	-	-	-	-	-	-	-	-	-	-	-	-	-	-	20	3.0		
7-L.M.	-	-	10	1.0	-	-	-	-	-	-	-	-	-	-	-	-	-	-	-	-	-	-	50	7.0		
<b>Total</b>	10	1.0	-	-	-	-	-	-	10	1.0	-	-	-	-	-	-	-	-	-	-	-	-	90	13.0		
<b>Stripped:</b>																										
3-O.M.	-	-	-	-	-	-	-	-	-	-	-	-	-	-	-	-	-	-	-	-	-	-	-	-		
4-S.M.	-	-	-	-	-	-	-	-	-	-	-	-	-	-	-	-	-	-	-	-	-	-	-	-		
5-M.	-	-	-	-	-	-	-	-	-	-	-	-	-	-	-	-	-	-	-	-	-	-	-	-		
6-S.L.M.	-	-	-	-	-	-	-	-	-	-	-	-	-	-	-	-	-	-	-	-	-	-	-	-		
7-L.M.	-	-	-	-	10	1.0	-	-	-	-	-	-	-	-	-	-	-	-	-	-	-	-	20	3.0		
<b>Total</b>	-	-	-	-	10	1.0	-	-	-	-	-	-	-	-	-	-	-	-	-	-	-	-	20	3.0		
<b>Gray:</b>																										
3-O.M.	-	-	-	-	-	-	-	-	-	-	-	-	-	-	-	-	-	-	-	-	-	-	-	-		
4-S.M.	-	-	-	-	-	-	-	-	-	-	-	-	-	-	-	-	-	-	-	-	-	-	-	-		
5-M.	-	-	-	-	-	-	-	-	-	-	-	-	-	-	-	-	-	-	-	-	-	-	-	-		
6-S.L.M.	-	-	-	-	-	-	-	-	-	-	-	-	-	-	-	-	-	-	-	-	-	-	-	-		
7-L.M.	-	-	-	-	-	-	-	-	-	-	-	-	-	-	-	-	-	-	-	-	-	-	-	-		
<b>Total</b>	-	-	-	-	-	-	-	-	-	-	-	-	-	-	-	-	-	-	-	-	-	-	-	-		
<b>Below Grade</b>	-	-	30	3.0	20	2.0	300	5.40	120	2.20	50	0.90	10	0.10	-	-	-	-	-	-	-	-	-	-	530	7.6
<b>All Grades</b>	10	1.0	90	9.0	50	5.0	1,800	32.40	1,500	27.00	310	5.60	930	13.30	1,729	25.60	870	12.60	90	1.30	-	-	1/6,779	100.0		
<b>All Grades</b>	0.1	0.1	1.3	1.3	0.7	0.7	17.7	17.7	4.6	4.6	22.2	22.2	12.8	12.8	1.3	1.3	-	-	-	-	-	-	100.0	100.0		

As reported by the Bureau of the Census, running bales, lintera excluded.

Percentage rough preparation . . . . . 18.7  
 Grade index . . . . . 85.5  
 Average staple length . . . . . 32.7

Table 19.—Grade and staple length of upland cotton ginned in Louisiana, 1945-46

Grade	13/16 inch		7/8		29/32		15/16		31/32		1		1-1/32		1-1/16		1-3/32		1-1/8		1-5/32		1-3/16		1-7/32		1-1/4		
	Bales	Percent	Bales	Percent	Bales	Percent	Bales	Percent	Bales	Percent	Bales	Percent	Bales	Percent	Bales	Percent	Bales	Percent	Bales	Percent	Bales	Percent	Bales	Percent	Bales	Percent	Bales	Percent	
<b>White:</b>																													
1-M.F.	-	-	-	-	-	-	-	-	-	-	-	-	-	-	-	-	-	-	-	-	-	-	-	-	-	-	-	-	
2-S.G.M.	-	-	-	-	-	-	-	-	-	-	-	-	-	-	-	-	-	-	-	-	-	-	-	-	-	-	-	-	
3-G.M.	-	-	-	-	-	-	-	-	-	-	-	-	-	-	-	-	-	-	-	-	-	-	-	-	-	-	-	-	
4-S.M.	30	40	30	40	40	40	40	40	40	40	40	40	40	40	40	40	40	40	40	40	40	40	40	40	40	40	40	40	40
5-M.	130	330	180	610	660	2,290	8,710	30,330	17,620	54,250	9,860	5,360	120	100	100	100	100	100	100	100	100	100	100	100	100	100	100	100	
6-S.L.M.	60	400	220	780	790	18,670	58,690	59,878	13,660	2,180	2,180	150	150	150	150	150	150	150	150	150	150	150	150	150	150	150	150	150	
7-L.M.	30	10	10	390	660	11,080	21,270	17,340	4,570	990	990	80	80	80	80	80	80	80	80	80	80	80	80	80	80	80	80	80	
8-S.G.O.	-	10	20	310	250	2,130	2,450	1,450	180	10	10	10	10	10	10	10	10	10	10	10	10	10	10	10	10	10	10	10	
9-G.O.	-	60	-	40	10	220	170	50	-	-	-	-	-	-	-	-	-	-	-	-	-	-	-	-	-	-	-		
Total	220	870	460	2,170	2,110	41,070	115,240	142,888	41,510	7,140	870	300	200	110	355,158	94.1													
<b>Spotted:</b>																													
3-G.M.	-	-	-	-	10	10	20	20	20	20	20	20	20	20	20	20	20	20	20	20	20	20	20	20	20	20	20	20	
4-S.M.	-	60	40	20	40	810	2,960	2,640	460	70	70	30	30	30	30	30	30	30	30	30	30	30	30	30	30	30	30		
5-M.	-	110	10	-	50	1,060	4,040	4,220	570	150	150	60	60	60	60	60	60	60	60	60	60	60	60	60	60	60	60		
6-S.L.M.	-	-	-	-	-	340	1,070	730	70	40	40	10	10	10	10	10	10	10	10	10	10	10	10	10	10	10	10		
7-L.M.	-	-	-	50	130	640	810	80	10	-	-	-	-	-	-	-	-	-	-	-	-	-	-	-	-	-	-		
Total	170	50	70	230	230	2,860	8,890	7,690	1,110	260	30	90	30	60	21,540	5.7													
<b>Tinged:</b>																													
3-G.M.	-	-	-	-	-	-	-	-	-	-	-	-	-	-	-	-	-	-	-	-	-	-	-	-	-	-	-	-	
4-S.M.	-	-	-	-	-	-	-	-	-	-	-	-	-	-	-	-	-	-	-	-	-	-	-	-	-	-	-	-	
5-M.	-	-	-	-	-	-	-	-	-	-	-	-	-	-	-	-	-	-	-	-	-	-	-	-	-	-	-	-	
6-S.L.M.	-	-	-	-	-	-	-	-	-	-	-	-	-	-	-	-	-	-	-	-	-	-	-	-	-	-	-	-	
7-L.M.	-	-	-	-	-	70	-	-	-	-	-	-	-	-	-	-	-	-	-	-	-	-	-	-	-	-	-		
Total	-	-	-	-	-	70	-	-	-	-	-	-	-	-	-	-	-	-	-	-	-	-	-	-	-	-	-		
<b>Gray:</b>																													
3-G.M.	-	-	-	-	-	-	-	-	-	-	-	-	-	-	-	-	-	-	-	-	-	-	-	-	-	-	-	-	
4-S.M.	-	-	-	-	-	-	50	-	-	-	-	-	-	-	-	-	-	-	-	-	-	-	-	-	-	-	-		
5-M.	-	-	-	-	-	80	220	80	-	-	-	-	-	-	-	-	-	-	-	-	-	-	-	-	-	-	-		
Total	-	-	-	-	-	80	270	80	-	-	-	-	-	-	-	-	-	-	-	-	-	-	-	-	-	-	-		
Below Grade	40	10	-	10	-	50	90	10	-	-	-	-	-	-	-	-	-	-	-	-	-	-	-	-	-	-	-		
All grades	260	1,050	510	2,250	2,640	44,130	124,190	150,668	42,620	7,400	900	390	230	170,377,708	100.0														
All grades	.1	.3	.1	.6	.7	11.7	33.0	39.8	11.3	2.0	.2	.1	.1	100.0															

1/ As reported by the Bureau of the Census, running bales, linters excluded.

\* Less than 0.05 percent.

Percentage rough preparation . . . . . 8.7  
Grade index . . . . . 94.5  
Average staple length . . . . . 33.5

Table 20.—Grade and staple length of upland cotton ginned in Mississippi, 1945-46

Grade	13/16 inch and shorter		7/8 inch		29/32 inch		15/16 inch		31/32 inch		1 inch		1-1/32 inches		1-1/16 inches		1-1/8 inches		1-5/32 inches		1-3/16 inches		1-1/32 inches and longer		All lengths					
	Bales	Percent	Bales	Percent	Bales	Percent	Bales	Percent	Bales	Percent	Bales	Percent	Bales	Percent	Bales	Percent	Bales	Percent	Bales	Percent	Bales	Percent	Bales	Percent	Bales	Percent				
<b>White:</b>																														
1-M.7.	-	-	-	-	-	-	-	-	-	-	-	-	-	-	-	-	-	-	-	-	-	-	-	-	-	-	-			
2-S.0.M.	-	-	-	-	-	-	-	-	-	-	-	-	-	-	-	-	-	-	-	-	-	-	-	-	-	-	-			
3-O.M.	-	-	-	-	-	-	-	-	-	-	-	-	-	-	-	-	-	-	-	-	-	-	-	-	-	-	-			
4-S.M.	20	150	150	760	280	2,520	21,090	32,560	280	2,520	21,090	32,560	280	2,520	21,090	32,560	280	2,520	21,090	32,560	280	2,520	21,090	32,560	280	2,520	21,090	32,560		
5-M.	110	540	760	3,950	2,090	10,100	141,800	189,270	3,950	19,250	101,800	139,270	3,950	19,250	101,800	139,270	3,950	19,250	101,800	139,270	3,950	19,250	101,800	139,270	3,950	19,250	101,800	139,270		
6-S.L.M.	140	510	780	3,360	1,180	4,680	141,940	280,783	6,890	28,000	104,560	420,783	104,560	420,783	104,560	420,783	104,560	420,783	104,560	420,783	104,560	420,783	104,560	420,783	104,560	420,783	104,560	420,783	104,560	
7-L.M.	10	100	130	1,180	100	10,860	33,760	58,390	1,180	10,860	33,760	58,390	1,180	10,860	33,760	58,390	1,180	10,860	33,760	58,390	1,180	10,860	33,760	58,390	1,180	10,860	33,760	58,390		
8-S.O.O.	10	30	40	510	100	5,310	13,310	9,700	3,490	9,700	3,490	9,700	3,490	9,700	3,490	9,700	3,490	9,700	3,490	9,700	3,490	9,700	3,490	9,700	3,490	9,700	3,490	9,700	3,490	
9-O.O.	10	300	30	2,570	400	18,160	26,680	4,690	670	4,690	670	4,690	670	4,690	670	4,690	670	4,690	670	4,690	670	4,690	670	4,690	670	4,690	670	4,690	670	
Total.	300	1,630	1,850	10,230	12,360	111,970	376,790	535,593	295,270	59,440	16,380	8,630	8,540	13,560	1,812,723	93.0														
<b>Spotted:</b>																														
1-O.M.	-	-	-	-	-	-	-	-	-	-	-	-	-	-	-	-	-	-	-	-	-	-	-	-	-	-	-	-	-	
2-S.M.	60	70	60	200	260	1,790	4,130	2,560	490	40	40	40	40	40	40	40	40	40	40	40	40	40	40	40	40	40	40	40	40	
3-M.	60	70	60	210	330	1,980	3,280	1,840	420	100	100	100	100	100	100	100	100	100	100	100	100	100	100	100	100	100	100	100	100	100
4-S.L.M.	10	10	10	340	150	760	340	340	100	10	10	10	10	10	10	10	10	10	10	10	10	10	10	10	10	10	10	10	10	10
7-L.M.	-	-	-	340	30	800	590	110	20	-	-	-	-	-	-	-	-	-	-	-	-	-	-	-	-	-	-	-	-	
Total.	130	140	110	990	770	5,300	8,680	4,890	990	190	110	80	80	40	40	40	40	40	40	40	40	40	40	40	40	40	40	40	40	
<b>Mixed:</b>																														
3-O.M.	-	-	-	-	-	-	-	-	-	-	-	-	-	-	-	-	-	-	-	-	-	-	-	-	-	-	-	-	-	-
4-S.M.	-	-	-	-	-	-	-	-	-	-	-	-	-	-	-	-	-	-	-	-	-	-	-	-	-	-	-	-	-	-
5-M.	-	-	-	-	-	-	-	-	-	-	-	-	-	-	-	-	-	-	-	-	-	-	-	-	-	-	-	-	-	-
6-S.L.M.	-	-	-	-	-	-	-	-	-	-	-	-	-	-	-	-	-	-	-	-	-	-	-	-	-	-	-	-	-	-
7-L.M.	10	30	-	50	30	70	30	30	20	-	-	-	-	-	-	-	-	-	-	-	-	-	-	-	-	-	-	-	-	-
Total.	10	30	-	60	50	70	50	50	20	-	-	-	-	-	-	-	-	-	-	-	-	-	-	-	-	-	-	-	-	-
<b>Gray:</b>																														
3-O.M.	-	-	-	-	-	-	-	-	-	-	-	-	-	-	-	-	-	-	-	-	-	-	-	-	-	-	-	-	-	-
4-S.M.	-	-	-	-	-	-	-	-	-	-	-	-	-	-	-	-	-	-	-	-	-	-	-	-	-	-	-	-	-	-
5-M.	-	-	-	-	-	-	-	-	-	-	-	-	-	-	-	-	-	-	-	-	-	-	-	-	-	-	-	-	-	-
6-S.L.M.	-	-	-	-	-	-	-	-	-	-	-	-	-	-	-	-	-	-	-	-	-	-	-	-	-	-	-	-	-	-
7-L.M.	10	30	-	50	30	70	30	30	20	-	-	-	-	-	-	-	-	-	-	-	-	-	-	-	-	-	-	-	-	-
Total.	10	30	-	60	50	70	50	50	20	-	-	-	-	-	-	-	-	-	-	-	-	-	-	-	-	-	-	-	-	-
<b>Below Grade:</b>																														
Below Grade	-	230	30	3,890	1,390	29,270	26,060	4,720	820	860	370	1,370	330	80	69,420	4.6														
<b>All grades:</b>																														
All grades	440	2,030	1,990	15,170	14,560	148,020	417,840	549,503	27,680	60,490	16,680	10,390	8,990	13,770	1,517,873	100.0														
Percent	Percent	Percent	Percent	Percent	Percent	Percent	Percent	Percent	Percent	Percent	Percent	Percent	Percent	Percent	Percent	Percent	Percent	Percent	Percent	Percent	Percent	Percent	Percent	Percent	Percent	Percent	Percent	Percent	Percent	Percent
All grades	0.1	0.1	0.1	1.0	1.0	9.8	27.5	36.2	17.0	4.0	1.1	0.7	0.6	0.9	100.0															

1/ As reported by the Bureau of the Census, running bales, linters excluded.  
 \* Less than 0.05 percent.

Percent rough preparation. . . . . 7.3  
 Grade index. . . . . 92.9  
 Average staple length. . . . . 33.6

Table 21.— Grade and staple length of upland cotton ginned in Missouri, 1945-46

Grade	15/16 inch		7/8		29/32		15/16		31/32		1		1-1/32		1-1/16		1-3/32		1-1/8		1-5/32		1-3/16		1-7/32		1-1/4			
	Bales	inches	Bales	inches	Bales	inches	Bales	inches	Bales	inches	Bales	inches	Bales	inches	Bales	inches	Bales	inches	Bales	inches	Bales	inches	Bales	inches	Bales	inches	Bales	inches		
White:																														
1-M.V.	-	-	-	-	-	-	-	-	-	-	-	-	-	-	-	-	-	-	-	-	-	-	-	-	-	-	-	-	-	
2-S.O.M.	-	-	-	-	-	-	-	-	-	-	-	-	-	-	-	-	-	-	-	-	-	-	-	-	-	-	-	-	-	
3-G.M.	-	-	-	-	-	-	-	-	-	-	-	-	-	-	-	-	-	-	-	-	-	-	-	-	-	-	-	-	-	
4-S.N.	-	-	-	-	-	-	-	-	-	-	-	-	-	-	-	-	-	-	-	-	-	-	-	-	-	-	-	-	-	
5-M.	-	-	20	60	860	70	220	410	18,280	10,170	1,620	200	60	50	90	37,250	20.4	890	5	-	-	-	-	-	-	-	-	-	-	
6-S.L.M.	-	-	80	160	1,060	180	21,222	11,130	6,390	21,222	1,360	90	30	40	70	41,742	22.9	70	41,742	22.9	-	-	-	-	-	-	-	-	-	
7-L.M.	-	-	-	160	1,100	2,990	3,600	10	760	80	10	10	-	-	-	8,640	4.8	-	-	-	-	-	-	-	-	-	-	-	-	
8-S.G.O.	-	-	30	240	2,930	2,120	7,410	7,990	2,660	130	20	-	-	-	-	25,930	13.1	-	-	-	-	-	-	-	-	-	-	-	-	
9-G.O.	-	-	50	1,030	18,190	6,160	10,610	2,130	290	10	20	-	-	-	-	39,800	21.8	-	-	-	-	-	-	-	-	-	-	-	-	
Total	80	1,270	1,770	21,490	6,670	21,030	25,490	46,462	22,420	310	90	90	160	152,452	83.5	-	-	-	-	-	-	-	-	-	-	-	-	-		
Spotted:																														
3-G.M.	-	-	-	-	-	-	-	-	-	-	-	-	-	-	-	-	-	-	-	-	-	-	-	-	-	-	-	-	-	
4-S.M.	-	-	10	10	150	490	10	420	70	10	-	-	-	-	-	2,160	1.2	-	-	-	-	-	-	-	-	-	-	-	-	
5-M.	-	-	10	80	450	1,670	2,560	660	70	10	-	-	-	-	-	5,560	3.0	-	-	-	-	-	-	-	-	-	-	-	-	
6-S.L.M.	-	-	-	20	160	360	310	80	-	-	-	-	-	-	-	970	.5	-	-	-	-	-	-	-	-	-	-	-	-	
7-L.M.	-	-	50	60	1,110	320	330	80	40	-	-	-	-	-	-	1,990	1.1	-	-	-	-	-	-	-	-	-	-	-	-	
Total	-	50	80	1,220	360	1,090	2,620	3,890	1,160	140	10	-	-	50	10,690	5.9	-	-	-	-	-	-	-	-	-	-	-	-	-	
Tinged:																														
3-G.M.	-	-	-	-	-	-	-	-	-	-	-	-	-	-	-	-	-	-	-	-	-	-	-	-	-	-	-	-	-	
4-S.M.	-	-	-	-	-	-	-	-	-	-	-	-	-	-	-	-	-	-	-	-	-	-	-	-	-	-	-	-	-	
5-M.	-	-	-	-	-	-	-	-	-	-	-	-	-	-	-	-	-	-	-	-	-	-	-	-	-	-	-	-	-	
6-S.L.M.	-	-	-	-	-	-	-	-	-	-	-	-	-	-	-	-	-	-	-	-	-	-	-	-	-	-	-	-	-	
7-L.M.	-	-	20	140	30	10	-	-	-	-	-	-	-	-	-	200	.1	-	-	-	-	-	-	-	-	-	-	-	-	
Total	-	-	20	150	30	10	30	-	-	-	-	-	-	-	240	.2	-	-	-	-	-	-	-	-	-	-	-	-	-	
Gray:																														
3-G.M.	-	-	-	-	-	-	-	-	-	-	-	-	-	-	-	-	-	-	-	-	-	-	-	-	-	-	-	-	-	
4-S.M.	-	-	-	-	-	-	-	-	-	-	-	-	-	-	-	-	-	-	-	-	-	-	-	-	-	-	-	-	-	
5-M.	-	-	-	-	-	-	-	-	-	-	-	-	-	-	-	-	-	-	-	-	-	-	-	-	-	-	-	-	-	
Total	-	-	-	-	-	-	-	-	-	-	-	-	-	-	-	-	-	-	-	-	-	-	-	-	-	-	-	-	-	
Below Grade:	10	570	660	11,920	2,200	3,150	150	20	-	-	-	-	-	10	-	18,680	10.2	-	-	-	-	-	-	-	-	-	-	-	-	
All grades	90	1,890	2,520	34,790	11,280	25,380	28,430	50,362	23,600	320	100	90	210	178,542	100.0	-	-	-	-	-	-	-	-	-	-	-	-	-	-	
All Grades	Percent	Percent	Percent	Percent	Percent	Percent	Percent	Percent	Percent	Percent	Percent	Percent	Percent	Percent	Percent	Percent	Percent	Percent	Percent	Percent	Percent	Percent	Percent	Percent	Percent	Percent	Percent	Percent	Percent	Percent
	1.0	1.4	1.4	19.1	6.2	13.9	15.6	27.6	12.9	1.8	.2	.1	.1	100.0	.1	.1	.1	.1	.1	.1	.1	.1	.1	.1	.1	.1	.1	.1	.1	.1

As reported by the Bureau of the Census, running bales, linters excluded.

Percentage rough preparation. . . . . 4.6  
 Grade index. . . . . 83.5  
 Average staple length. . . . . 32.7

Table 22.—Grade and staple length of upland cotton ginned in New Mexico, 1945-46

Grade	13/16 inch:		7/8 inch:		29/32 inch:		15/16 inch:		31/32 inch:		1 inch:		1-1/32 inch:		1-1/16 inch:		1-1/8 inch:		1-5/32 inch:		1-3/16 inch:		1-1/4 inch:		All lengths		
	Bales	Percent	Bales	Percent	Bales	Percent	Bales	Percent	Bales	Percent	Bales	Percent	Bales	Percent	Bales	Percent	Bales	Percent	Bales	Percent	Bales	Percent	Bales	Percent	Bales	Percent	
<b>Extra White:</b>																											
1-0.M.	-	-	-	-	-	-	-	-	21	121	201	149	24	5	47	6	142	142	142	142	142	142	142	142	142	142	
4-S.M.	-	-	-	-	2	24	24	24	2317	7,102	3,408	3,408	471	963	471	471	471	471	471	471	471	471	471	471	471	471	
5-M.	-	-	-	-	-	93	93	283	572	1,376	16,326	2,413	2,410	746	296	191	191	191	191	191	191	191	191	191	191	191	
6-S.L.M.	-	-	8	25	137	685	685	885	12	649	9,862	3,474	570	1,054	307	136	297	297	297	297	297	297	297	297	297	297	
7-L.M.	-	-	61	137	291	885	885	885	12	649	9,862	3,474	570	1,054	307	136	297	297	297	297	297	297	297	297	297	297	
8-S.O.	-	-	284	291	-	-	-	-	795	984	795	502	27	12	12	12	12	12	12	12	12	12	12	12	12	12	
9-O.O.	-	-	87	38	-	-	-	-	53	22	6	-	-	-	-	-	-	-	-	-	-	-	-	-	-	-	
<b>Total</b>	435		2	2,165	91	1,420	2,872	15,989	34,017	13,042	5,076	1,640	763	336	78,508	78.4											
<b>White:</b>																											
1-M.F.	-	-	-	-	-	-	-	-	-	-	-	-	-	-	-	-	-	-	-	-	-	-	-	-	-	-	
2-S.O.M.	-	-	-	-	-	-	-	-	-	-	-	-	-	-	-	-	-	-	-	-	-	-	-	-	-	-	
3-O.M.	-	-	-	-	-	-	-	-	-	-	-	-	-	-	-	-	-	-	-	-	-	-	-	-	-	-	
4-S.M.	-	-	-	-	-	-	-	-	-	-	-	-	-	-	-	-	-	-	-	-	-	-	-	-	-	-	
5-M.	-	-	-	-	-	-	-	-	-	-	-	-	-	-	-	-	-	-	-	-	-	-	-	-	-	-	
6-S.L.M.	-	-	1	-	-	-	-	-	-	-	-	-	-	-	-	-	-	-	-	-	-	-	-	-	-	-	
7-L.M.	-	-	2	-	-	-	-	-	1	-	-	-	-	-	-	-	-	-	-	-	-	-	-	-	-	-	
8-S.O.	-	-	6	-	-	-	-	-	-	-	-	-	-	-	-	-	-	-	-	-	-	-	-	-	-	-	
9-O.O.	-	-	-	-	-	-	-	-	-	-	-	-	-	-	-	-	-	-	-	-	-	-	-	-	-	-	
<b>Total</b>	16		1	2	2	2	1	1	1	1	1	1	1	1	1	1	1	1	1	1	1	1	1	1	1	25	
<b>Spotted:</b>																											
1-0.M.	-	-	31	18	-	-	18	18	418	2,632	446	181	12	3	3	3	3	3	3	3	3	3	3	3	3	3	
4-S.M.	-	-	174	60	-	-	452	628	2,263	1,693	452	237	14	3	3	3	3	3	3	3	3	3	3	3	3	3	
5-M.	-	-	547	363	-	-	1,045	574	1,63	363	180	67	2	1	1	1	1	1	1	1	1	1	1	1	1	1	
6-S.L.M.	-	-	523	446	-	-	1,406	501	42	78	25	14	2	1	1	1	1	1	1	1	1	1	1	1	1	1	
7-L.M.	-	-	-	-	-	-	720	168	-	20	3	-	-	-	-	-	-	-	-	-	-	-	-	-	-	-	
<b>Total</b>	1,275		867	1	3,641	25	1,639	1,271	6,222	4,530	1,006	476	28	6	6	6	6	6	6	6	6	6	6	6	6	21,007	
<b>Tinged:</b>																											
1-0.M.	-	-	46	2	-	-	9	9	-	4	1	-	-	-	-	-	-	-	-	-	-	-	-	-	-	-	
4-S.M.	-	-	91	15	-	-	52	47	-	2	-	-	-	-	-	-	-	-	-	-	-	-	-	-	-	-	
5-M.	-	-	46	10	-	-	47	10	-	2	-	-	-	-	-	-	-	-	-	-	-	-	-	-	-	-	
6-S.L.M.	-	-	-	-	-	-	-	-	-	-	-	-	-	-	-	-	-	-	-	-	-	-	-	-	-	-	
7-L.M.	-	-	-	-	-	-	-	-	-	-	-	-	-	-	-	-	-	-	-	-	-	-	-	-	-	-	
<b>Total</b>	191		66	113	-	-	113	66	6	1	1	1	1	1	1	1	1	1	1	1	1	1	1	1	1	387	
<b>Gray:</b>																											
1-0.M.	-	-	1	-	-	-	1	1	-	1	1	-	-	-	-	-	-	-	-	-	-	-	-	-	-	-	
4-S.M.	-	-	1	-	-	-	1	1	-	1	1	-	-	-	-	-	-	-	-	-	-	-	-	-	-	-	
5-M.	-	-	-	-	-	-	-	-	-	-	-	-	-	-	-	-	-	-	-	-	-	-	-	-	-	-	
6-S.L.M.	-	-	-	-	-	-	-	-	-	-	-	-	-	-	-	-	-	-	-	-	-	-	-	-	-	-	
7-L.M.	-	-	-	-	-	-	-	-	-	-	-	-	-	-	-	-	-	-	-	-	-	-	-	-	-	-	
<b>Total</b>	2		-	6	-	-	6	2	20	54	33	14	-	-	-	-	-	-	-	-	-	-	-	-	-	216	
<b>Below Grade</b>	16		4	2	-	-	2	-	-	-	2	-	-	-	-	-	-	-	-	-	-	-	-	-	-	26	
<b>All grades</b>	1,962		1,395	4	5,929	118	3,021	4,163	22,291	38,602	14,083	5,566	1,668	769	336	1,700,167	100.0										
<b>All grades</b>	Percent		Percent		Percent		Percent		Percent		Percent		Percent		Percent		Percent										
2.0			2.0		5.9		5.9		4.2		14.1		5.6		0.8		1.9		0.3		0.5		100.0			100.0	

1/ As reported by the Bureau of the Census, running bales, linters excluded.  
 \* Less than 0.05 percent.  
 Percentage rough preparation ..... 5  
 Grade index ..... 96.9  
 Average staple length ..... 34.4

Table 23.--Grade and staple length of upland cotton ginned in North Carolina, 1945-46

Grade	15/16 inch		7/8 inch		29/32 inch		15/16 inch		31/32 inch		1 inch		1-1/8 inch		1-1/16 inch		1-3/32 inch		1-1/8 inch		1-5/32 inch		1-7/32 inch		1-1/4 inch			
	shorter	longer	Bales	Percent	Bales	Percent	Bales	Percent	Bales	Percent	Bales	Percent	Bales	Percent	Bales	Percent	Bales	Percent	Bales	Percent	Bales	Percent	Bales	Percent	Bales	Percent		
<b>Whites:</b>																												
1-M.F.	-	-	-	-	-	-	-	-	-	-	-	-	-	-	-	-	-	-	-	-	-	-	-	-	-	-	-	
2-S.O.M.	-	-	-	-	-	-	-	-	-	-	-	-	-	-	-	-	-	-	-	-	-	-	-	-	-	-	-	
3-O.	-	-	-	-	-	-	-	-	-	-	-	-	-	-	-	-	-	-	-	-	-	-	-	-	-	-	-	
4-S.M.	-	-	-	-	-	-	-	-	-	-	-	-	-	-	-	-	-	-	-	-	-	-	-	-	-	-	-	
5-M.	40	840	620	890	3,600	40	160	9,340	10	260	15,660	260	1,110	30	1,170	30	1,170	690	2,810	10	30	760	30	130	650	10	650	
6-S.L.M.	40	830	1,400	1,600	50,600	40	1,600	50,600	73,137	73,137	31,260	1,960	1,960	1,170	660	160	110	187,667	43.6	110	187,667	43.6	110	187,667	43.6	110	187,667	
7-L.M.	10	90	420	6,660	35,120	30	1,200	52,800	32,270	32,270	10,270	630	360	160	160	30	30	140,470	32.6	30	140,470	32.6	30	140,470	32.6	30	140,470	
8-S.O.O.	30	120	70	2,110	5,150	60	2,400	6,140	1,860	1,860	440	10	10	10	10	10	10	15,570	3.6	10	15,570	3.6	10	15,570	3.6	10	15,570	
9-O.O.	60	60	60	1,610	1,760	1,670	1,670	1,670	1,670	1,670	30	30	30	30	30	30	30	5,110	1.2	30	5,110	1.2	30	5,110	1.2	30	5,110	1.2
Total	180	1,360	2,570	14,090	62,520	180,700	182,627	51,430	11,840	3,190	2,360	1,220	270	250	394,117	91.4												
<b>Spotted:</b>																												
3-O.M.	-	-	-	-	-	-	-	-	-	-	-	-	-	-	-	-	-	-	-	-	-	-	-	-	-	-	-	-
4-S.M.	30	90	160	240	1,050	-	-	-	-	-	-	-	-	-	-	-	-	-	-	-	-	-	-	-	-	-	-	-
5-M.	-	170	110	810	1,860	-	-	-	-	-	-	-	-	-	-	-	-	-	-	-	-	-	-	-	-	-	-	-
6-S.L.M.	60	120	90	330	490	-	-	-	-	-	-	-	-	-	-	-	-	-	-	-	-	-	-	-	-	-	-	-
7-L.M.	30	140	30	290	230	530	530	60	20	240	240	20	20	20	20	20	20	20	20	20	20	20	20	20	20	20	20	20
Total	120	520	390	1,670	3,660	7,760	9,110	5,310	1,100	360	220	90	80	30	390	7.1												
<b>Tinged:</b>																												
3-O.M.	-	-	-	-	-	-	-	-	-	-	-	-	-	-	-	-	-	-	-	-	-	-	-	-	-	-	-	-
4-S.M.	-	-	-	-	-	-	-	-	-	-	-	-	-	-	-	-	-	-	-	-	-	-	-	-	-	-	-	-
5-M.	20	-	-	-	-	-	-	-	-	-	-	-	-	-	-	-	-	-	-	-	-	-	-	-	-	-	-	-
6-S.L.M.	30	-	-	-	-	-	-	-	-	-	-	-	-	-	-	-	-	-	-	-	-	-	-	-	-	-	-	-
7-L.M.	-	-	-	-	-	-	-	-	-	-	-	-	-	-	-	-	-	-	-	-	-	-	-	-	-	-	-	-
Total	30	20	30	120	90	210	70	30	40	70	40	40	40	40	40	40	40	40	40	40	40	40	40	40	40	40	40	40
<b>Yellow Stained:</b>																												
3-O.M.	-	-	-	-	-	-	-	-	-	-	-	-	-	-	-	-	-	-	-	-	-	-	-	-	-	-	-	-
4-S.M.	-	-	-	-	-	-	-	-	-	-	-	-	-	-	-	-	-	-	-	-	-	-	-	-	-	-	-	-
5-M.	-	-	-	-	-	-	-	-	-	-	-	-	-	-	-	-	-	-	-	-	-	-	-	-	-	-	-	-
6-S.L.M.	-	-	-	-	-	-	-	-	-	-	-	-	-	-	-	-	-	-	-	-	-	-	-	-	-	-	-	-
7-L.M.	-	-	-	-	-	-	-	-	-	-	-	-	-	-	-	-	-	-	-	-	-	-	-	-	-	-	-	-
Total	-	-	-	-	-	-	-	-	-	-	-	-	-	-	-	-	-	-	-	-	-	-	-	-	-	-	-	-
<b>Gray:</b>																												
3-O.M.	-	-	-	-	-	-	-	-	-	-	-	-	-	-	-	-	-	-	-	-	-	-	-	-	-	-	-	-
4-S.M.	-	-	-	-	-	-	-	-	-	-	-	-	-	-	-	-	-	-	-	-	-	-	-	-	-	-	-	-
5-M.	-	-	-	-	-	-	-	-	-	-	-	-	-	-	-	-	-	-	-	-	-	-	-	-	-	-	-	-
Total	-	-	-	-	-	-	-	-	-	-	-	-	-	-	-	-	-	-	-	-	-	-	-	-	-	-	-	-
<b>Below Grade</b>																												
80	290	-	2,130	1,690	1,630	150	20	20	-	-	-	-	-	-	-	-	-	-	-	-	-	-	-	-	-	-	-	-
All grades	410	2,210	2,990	16,060	68,000	150,380	131,977	56,790	12,570	3,570	3,570	1,310	270	250	431,327	100.0												
All grades	0.1	0.5	0.7	4.2	15.8	30.2	30.5	13.2	2.9	0.6	0.6	0.3	0.1	0.1	100.0													

1/ As reported by the Bureau of the Census, running bales, linters excluded.  
 \* Less than 0.05 percent.  
 Percentage rough preparation . . . . . 13.6  
 Grade index . . . . . 90.1  
 Average staple length . . . . . 32.5

Table 24. --Grade and staple length of upland cotton ginned in Oklahoma, 1945-46

Grade	3/4 inch and shorter		7/8		29/32		15/16		1		1-1/32		1-1/16		1-3/32		1-1/8		1-5/32		1-3/16		1-7/32		1-1/4			
	Sales	Percent	Sales	Percent	Sales	Percent	Sales	Percent	Sales	Percent	Sales	Percent	Sales	Percent	Sales	Percent	Sales	Percent	Sales	Percent	Sales	Percent	Sales	Percent	Sales	Percent		
<b>White:</b>																												
1-M.F.	-	-	-	-	-	-	-	-	-	-	-	-	-	-	-	-	-	-	-	-	-	-	-	-	-	-	-	
2-S.G.M.	-	-	-	-	-	-	-	-	-	-	-	-	-	-	-	-	-	-	-	-	-	-	-	-	-	-	-	
3-O.M.	-	-	-	-	-	-	-	-	-	-	-	-	-	-	-	-	-	-	-	-	-	-	-	-	-	-	-	
4-S.M.	-	-	180	290	-	60	120	30	-	30	-	30	-	20	-	-	-	-	-	-	-	-	-	-	-	850	.3	
5-M.	-	-	1,310	5,850	1,490	2,060	930	1,440	390	1,440	390	60	-	60	-	-	-	-	-	-	-	-	-	-	-	11,530	4.1	
6-S.L.M.	-	-	40	8,250	19,240	7,410	10,110	2,690	3,070	650	130	20	-	130	-	-	-	-	-	-	-	-	-	-	-	51,640	16.5	
7-L.M.	-	-	340	6,520	23,794	10,340	20,820	7,240	9,480	1,830	160	-	-	160	-	-	-	-	-	-	-	-	-	-	-	80,014	24.6	
8-S.G.O.	-	-	50	3,680	10,790	5,940	10,560	3,310	5,490	980	390	-	-	390	-	-	-	-	-	-	-	-	-	-	-	39,170	14.0	
9-O.O.	-	-	170	1,550	1,020	420	1,030	320	530	50	-	-	-	50	-	-	-	-	-	-	-	-	-	-	-	5,070	1.6	
<b>Total</b>	600	21,500	56,984	23,660	44,700	14,520	20,130	3,410	750	20	-	-	-	750	20	-	-	-	-	-	-	-	-	-	-	189,274	67.3	
<b>Spotted:</b>																												
3-O.M.	-	-	10	2,670	5,550	1,240	1,220	390	510	90	-	-	-	50	-	-	-	-	-	-	-	-	-	-	-	-	11,740	4.2
4-S.M.	-	-	330	6,250	14,570	4,550	6,650	1,890	2,190	210	60	-	-	60	-	-	-	-	-	-	-	-	-	-	-	-	36,690	13.2
5-M.	-	-	530	7,670	12,810	3,750	5,000	1,400	1,740	160	10	-	-	160	-	-	-	-	-	-	-	-	-	-	-	-	32,670	11.6
6-S.L.M.	-	-	290	2,120	2,680	890	1,360	230	470	50	10	-	-	50	-	-	-	-	-	-	-	-	-	-	-	-	8,800	3.1
<b>Total</b>	1,160	19,710	35,110	10,150	14,230	3,900	4,910	610	120	-	-	-	-	120	-	-	-	-	-	-	-	-	-	-	-	-	89,900	32.1
<b>Tinged:</b>																												
3-O.M.	-	-	-	-	-	-	-	-	-	-	-	-	-	-	-	-	-	-	-	-	-	-	-	-	-	-	-	-
4-S.M.	-	-	-	-	-	-	-	-	-	-	-	-	-	-	-	-	-	-	-	-	-	-	-	-	-	-	-	-
5-M.	-	-	20	30	-	20	10	10	10	-	-	-	-	-	-	-	-	-	-	-	-	-	-	-	-	-	30	.1
6-S.L.M.	-	-	10	30	-	20	10	10	10	-	-	-	-	-	-	-	-	-	-	-	-	-	-	-	-	-	60	.2
7-L.M.	-	-	20	100	490	-	40	-	-	-	-	-	-	-	-	-	-	-	-	-	-	-	-	-	-	-	650	.3
<b>Total</b>	30	120	670	20	60	10	20	-	-	20	-	-	-	-	-	-	-	-	-	-	-	-	-	-	-	-	830	.3
<b>Below Grade</b>	150	360	130	-	120	10	20	-	-	20	-	-	-	-	-	-	-	-	-	-	-	-	-	-	-	-	790	.3
<b>All Grades</b>	1,940	41,690	94,794	33,830	59,110	16,440	25,060	3,920	870	20	-	-	-	870	20	-	-	-	-	-	-	-	-	-	-	-	1/279,694	100.0
<b>All Grades</b>	0.7	14.9	33.9	12.1	21.1	6.6	9.0	1.4	0.3	-	-	-	-	0.3	-	-	-	-	-	-	-	-	-	-	-	-	100.0	Percent

1/ As reported by the Bureau of the Census, running bales, linters excluded.

\* Less than 0.05 percent.

Percentage rough preparation. . . . .6  
Grade index . . . . .86.8  
Average staple length . . . . .28.9

Table 25.—Grade and staple length of upland cotton ginned in South Carolina, 1945-46

Grade	13/16 inch and shorter		7/8 inch		29/32 inch		15/16 inch		1 inch		1-1/32 inches		1-1/16 inches		1-1/8 inches		1-5/32 inches		1-7/32 inches		1-1/4 inches and longer		All lengths		
	Bales	Percent	Bales	Percent	Bales	Percent	Bales	Percent	Bales	Percent	Bales	Percent	Bales	Percent	Bales	Percent	Bales	Percent	Bales	Percent	Bales	Percent	Bales	Percent	
<b>White:</b>																									
1-M.F.	-	-	-	-	-	-	-	-	-	-	-	-	-	-	-	-	-	-	-	-	-	-	-	-	-
2-S.G.M.	-	-	-	-	-	-	-	-	-	-	-	-	-	-	-	-	-	-	-	-	-	-	-	-	-
3-G.M.	-	-	-	-	-	-	-	-	-	-	-	-	-	-	-	-	-	-	-	-	-	-	-	-	-
4-S.M.	-	-	-	-	-	-	-	-	-	-	-	-	-	-	-	-	-	-	-	-	-	-	-	-	-
5-M.	10	-	-	-	-	-	-	-	-	-	-	-	-	-	-	-	-	-	-	-	-	-	-	-	-
6-S.L.M.	80	-	-	-	-	-	-	-	-	-	-	-	-	-	-	-	-	-	-	-	-	-	-	-	-
7-L.M.	120	-	-	-	-	-	-	-	-	-	-	-	-	-	-	-	-	-	-	-	-	-	-	-	-
8-S.G.O.	1,080	-	-	-	-	-	-	-	-	-	-	-	-	-	-	-	-	-	-	-	-	-	-	-	-
9-G.O.	1,940	-	-	-	-	-	-	-	-	-	-	-	-	-	-	-	-	-	-	-	-	-	-	-	-
<b>Total</b>	50	3,530	5,180	31,200	72,470	189,040	173,532	52,860	6,710	2,700	3,040	2,110	1,940	900	599,562	88.3									
<b>Spotted:</b>																									
1-G.M.	-	-	-	-	-	-	-	-	-	-	-	-	-	-	-	-	-	-	-	-	-	-	-	-	-
4-S.M.	10	-	-	-	-	-	-	-	-	-	-	-	-	-	-	-	-	-	-	-	-	-	-	-	-
5-M.	50	-	-	-	-	-	-	-	-	-	-	-	-	-	-	-	-	-	-	-	-	-	-	-	-
6-S.L.M.	100	-	-	-	-	-	-	-	-	-	-	-	-	-	-	-	-	-	-	-	-	-	-	-	-
7-L.M.	120	-	-	-	-	-	-	-	-	-	-	-	-	-	-	-	-	-	-	-	-	-	-	-	-
<b>Total</b>	280	700	6,480	13,770	39,870	99,540	8,890	970	390	310	310	330	290	210	109,130	16.7									
<b>Tinged:</b>																									
1-G.M.	-	-	-	-	-	-	-	-	-	-	-	-	-	-	-	-	-	-	-	-	-	-	-	-	-
4-S.M.	-	-	-	-	-	-	-	-	-	-	-	-	-	-	-	-	-	-	-	-	-	-	-	-	-
5-M.	-	-	-	-	-	-	-	-	-	-	-	-	-	-	-	-	-	-	-	-	-	-	-	-	-
6-S.L.M.	-	-	-	-	-	-	-	-	-	-	-	-	-	-	-	-	-	-	-	-	-	-	-	-	-
7-L.M.	-	-	-	-	-	-	-	-	-	-	-	-	-	-	-	-	-	-	-	-	-	-	-	-	-
<b>Total</b>	-	-	-	-	-	-	-	-	-	-	-	-	-	-	-	-	-	-	-	-	-	-	-	-	-
<b>Yellow Stained:</b>																									
1-G.M.	-	-	-	-	-	-	-	-	-	-	-	-	-	-	-	-	-	-	-	-	-	-	-	-	-
4-S.M.	-	-	-	-	-	-	-	-	-	-	-	-	-	-	-	-	-	-	-	-	-	-	-	-	-
5-M.	-	-	-	-	-	-	-	-	-	-	-	-	-	-	-	-	-	-	-	-	-	-	-	-	-
<b>Total</b>	-	-	-	-	-	-	-	-	-	-	-	-	-	-	-	-	-	-	-	-	-	-	-	-	-
<b>Gray:</b>																									
3-G.M.	-	-	-	-	-	-	-	-	-	-	-	-	-	-	-	-	-	-	-	-	-	-	-	-	-
4-S.M.	-	-	-	-	-	-	-	-	-	-	-	-	-	-	-	-	-	-	-	-	-	-	-	-	-
5-M.	-	-	-	-	-	-	-	-	-	-	-	-	-	-	-	-	-	-	-	-	-	-	-	-	-
<b>Total</b>	-	-	-	-	-	-	-	-	-	-	-	-	-	-	-	-	-	-	-	-	-	-	-	-	-
<b>Below Grade</b>	210	1,010	500	1,430	690	4,600	130	20	-	-	-	-	-	-	-	-	-	-	-	-	-	-	-	-	-
<b>All grades</b>	260	4,820	6,420	39,170	87,340	224,340	210,722	61,840	7,680	3,110	3,370	2,740	2,230	1,110	1,655,202	100.0									
<b>All grades</b>	0.7	1.0	1.0	6.0	13.5	34.4	32.2	9.4	1.2	0.5	0.5	0.4	0.3	0.1	100.0										

Percentage rough preparation 6.6  
Grade index 88.9  
Average staple length 32.3

1/8 as reported by the Bureau of the Census, running bales, lintsters excluded.  
\* Less than 0.05 percent.



Table 26.-- Grade and staple length of upland cotton ginned in Tennessee, 1945-46

Grade	13/16 inch and shorter		7/8		29/32		15/16		31/32		1		1-1/32		1-1/16		1-1/8		1-5/32		1-3/16		1-7/32		1-1/4 inches and longer		All lengths			
	Bales	Percent	Bales	Percent	Bales	Percent	Bales	Percent	Bales	Percent	Bales	Percent	Bales	Percent	Bales	Percent	Bales	Percent	Bales	Percent	Bales	Percent	Bales	Percent	Bales	Percent	Bales	Percent		
<b>White:</b>																														
1-M.F.	-	-	-	-	-	-	-	-	-	-	-	-	-	-	-	-	-	-	-	-	-	-	-	-	-	-	-	-	-	
2-S.G.M.	-	-	-	-	-	-	-	-	-	-	-	-	-	-	-	-	-	-	-	-	-	-	-	-	-	-	-	-	-	
3-O.M.	-	-	-	-	-	-	-	-	-	-	-	-	-	-	-	-	-	-	-	-	-	-	-	-	-	-	-	-	-	
4-S.M.	10	180	120	180	180	180	180	180	280	870	1,080	20	1,080	360	1,350	20	1,180	20	290	10	30	10	10	10	30	5,110	1.1	30	-	
5-M.	1,020	5,790	6,760	5,430	4,080	13,960	38,950	10,710	1,180	2,420	30	30	30	30	30	100	100	50	570	10	10	10	10	10	152,490	28.4	127,490	28.4	28.4	
6-S.L.M.	500	2,910	3,880	5,210	3,750	20,850	49,180	12,710	50,106	60	60	60	60	60	20	20	20	20	150	30	30	30	30	30	30,060	6.7	30,060	6.7	6.7	
7-L.M.	190	1,300	460	2,720	1,300	6,430	6,840	1,100	2,660	190	190	190	190	190	190	190	190	190	190	190	190	190	190	190	32,490	7.2	32,490	7.2	7.2	
8-S.G.O.	720	2,130	870	11,870	3,790	11,870	2,090	2,090	890	18,000	2,090	2,090	2,090	2,090	2,090	2,090	2,090	2,090	2,090	2,090	2,090	2,090	2,090	2,090	59,870	13.5	59,870	13.5	13.5	
9-O.O.	880	4,970	1,730	31,010	55,360	11,080	71,990	102,390	1,470	160	160	160	160	160	160	160	160	160	160	160	160	160	160	160	160	1,407,236	90.6	1,407,236	90.6	90.6
<b>Spotted:</b>																														
3-O.M.	110	510	150	810	1,080	1,080	1,080	1,080	1,080	1,080	1,080	1,080	1,080	1,080	1,080	1,080	1,080	1,080	1,080	1,080	1,080	1,080	1,080	1,080	1,080	1,080	1,080	1,080	1,080	1,080
4-S.M.	280	490	460	1,910	1,910	1,910	1,910	1,910	1,910	1,910	1,910	1,910	1,910	1,910	1,910	1,910	1,910	1,910	1,910	1,910	1,910	1,910	1,910	1,910	1,910	1,910	1,910	1,910	1,910	1,910
5-M.	110	180	110	510	510	510	510	510	510	510	510	510	510	510	510	510	510	510	510	510	510	510	510	510	510	510	510	510	510	510
6-S.L.M.	60	680	110	1,680	1,680	1,680	1,680	1,680	1,680	1,680	1,680	1,680	1,680	1,680	1,680	1,680	1,680	1,680	1,680	1,680	1,680	1,680	1,680	1,680	1,680	1,680	1,680	1,680	1,680	1,680
7-L.M.	350	1,660	990	3,130	770	4,890	3,370	1,290	90	30	30	30	30	30	30	30	30	30	30	30	30	30	30	30	30	16,530	3.7	16,530	3.7	3.7
<b>Tinged:</b>																														
3-O.M.	-	-	-	-	-	-	-	-	-	-	-	-	-	-	-	-	-	-	-	-	-	-	-	-	-	-	-	-	-	-
4-S.M.	-	-	20	10	-	-	-	-	-	-	-	-	-	-	-	-	-	-	-	-	-	-	-	-	-	-	-	-	-	-
5-M.	-	-	-	-	-	-	-	-	-	-	-	-	-	-	-	-	-	-	-	-	-	-	-	-	-	-	-	-	-	-
6-S.L.M.	-	-	-	-	-	-	-	-	-	-	-	-	-	-	-	-	-	-	-	-	-	-	-	-	-	-	-	-	-	-
7-L.M.	-	-	10	10	-	-	-	-	-	-	-	-	-	-	-	-	-	-	-	-	-	-	-	-	-	-	-	-	-	-
Total	-	-	60	170	30	30	10	10	10	30	30	30	30	30	30	30	30	30	30	30	30	30	30	30	30	30	300	.1	300	.1
<b>Gray:</b>																														
3-O.M.	-	-	-	-	-	-	-	-	-	-	-	-	-	-	-	-	-	-	-	-	-	-	-	-	-	-	-	-	-	-
4-S.M.	-	-	-	-	-	-	-	-	-	-	-	-	-	-	-	-	-	-	-	-	-	-	-	-	-	-	-	-	-	-
5-M.	-	-	10	70	-	-	-	-	-	-	-	-	-	-	-	-	-	-	-	-	-	-	-	-	-	-	-	-	-	-
Total	-	-	10	70	-	-	-	-	-	-	-	-	-	-	-	-	-	-	-	-	-	-	-	-	-	-	200	.*	200	.*
Below Grade	160	3,580	690	12,280	400	7,370	660	220	20	10	10	10	10	10	10	10	10	10	10	10	10	10	10	10	10	25,390	5.6	25,390	5.6	5.6
All grades	3,770	22,530	15,490	71,010	12,250	84,320	106,460	101,526	26,360	4,500	4,500	4,500	4,500	4,500	4,500	4,500	4,500	4,500	4,500	4,500	4,500	4,500	4,500	4,500	4,500	149,656	100.0	149,656	100.0	100.0
All grades	0.8	5.0	3.4	15.8	2.7	18.8	23.7	22.6	5.9	1.0	1.0	1.0	1.0	1.0	1.0	1.0	1.0	1.0	1.0	1.0	1.0	1.0	1.0	1.0	1.0	100.0	15.7	86.6	36.2	

1/ As reported by the Bureau of the Census, running bales, linters excluded.  
\* Less than 0.05 percent.

Percentage rough preparation... 15.7  
Grade index... 86.6  
Average staple length... 36.2

Table 27.--Grade and staple length of upland cotton ginned in Texas, 1945-46

Grade	15/16 inch		29/32 inch		7/8 inch		1-1/16 inch		1-1/8 inch		1-5/32 inch		1-3/16 inch		1-7/32 inches and longer		1-1/4 inch		All lengths																																																																																																																																																																																																																																																																																																																																																																																																																																																																																																																																																																																																																																																																																																																																																																																																																																																																																															
	Bales	Percent	Bales	Percent	Bales	Percent	Bales	Percent	Bales	Percent	Bales	Percent	Bales	Percent	Bales	Percent	Bales	Percent																																																																																																																																																																																																																																																																																																																																																																																																																																																																																																																																																																																																																																																																																																																																																																																																																																																																																																
<b>Ex. White:</b>																					3-0-M.....	-	-	-	-	-	-	-	-	-	-	-	-	-	-	-	-	-	-	-	128	4-S-M.....	-	-	-	-	-	-	-	-	-	-	-	-	-	-	-	-	-	-	-	15,895	5-M.....	-	-	-	-	-	-	-	-	-	-	-	-	-	-	-	-	-	-	-	32,201	6-S-L-M.....	-	-	24	89	210	82	270	100	1,245	45	4,475	15	1,910	507	18	51	5	-	-	21,041	7-L-M.....	-	-	36	68	218	80	372	138	1,460	52	300	11	34	12	3	-	-	-	-	2,160	8-S-0-0.....	-	-	64	64	128	47	31	128	42	95	2	34	12	3	-	-	-	-	-	289	9-0-0.....	-	-	46	43	11	4	53	1	4	2	2	34	12	3	-	-	-	-	-	112	<b>Total</b>			230	171	2	642	132	1,040	2,416	9,589	34,235	16,397	5,224	1,501	188	29	71,796	4.0			<b>White:</b>																					1-M-F.....	-	-	-	-	-	-	-	-	-	-	-	-	-	-	-	-	-	-	-	-	2-S-0-M.....	-	-	-	-	-	-	-	-	-	-	-	-	-	-	-	-	-	-	-	-	3-0-M.....	-	-	10	30	2,440	910	490	660	17,810	14,860	4,370	620	50	10	-	-	-	-	-	3,640	4-S-M.....	-	-	390	1,830	4,830	27,600	14,090	14,860	30,360	8,300	860	50	50	20	20	20	110,120	6.3		6.3	5-M.....	-	-	6,760	12,710	17,420	69,480	42,330	46,590	30,360	8,300	860	50	50	20	20	20	330,560	18.3		18.3	6-S-L-M.....	30	59,030	26,680	111,984	77,420	49,290	49,290	46,080	21,680	3,400	120	120	50	50	40	40	143,324	85.4		85.4	7-L-M.....	610	33,830	64,180	49,160	86,150	41,840	31,430	22,770	6,800	80	80	80	80	80	80	80	337,250	19.3		19.3	8-S-0-0.....	470	8,240	16,480	21,330	48,920	19,270	15,220	4,270	310	10	10	10	10	10	10	10	134,910	7.7		7.7	9-0-0.....	310	1,800	2,440	2,530	6,070	2,250	2,090	1,200	10	10	10	10	10	10	10	10	17,620	1.0		1.0	<b>Total</b>	1,750	90,000	155,970	130,490	366,284	234,700	155,340	139,880	74,170	16,650	1,850	220	220	110	60	20	1,367,894	76.2		76.2	<b>Spotted:</b>																					3-0-M.....	60	12,403	16,947	7,461	7,000	1,186	302	303	1,791	1,660	372	439	207	24	7	2	7,775	4		4	4-S-M.....	1,380	37,370	40,237	14,690	22,587	12,593	4,286	2,850	1,769	984	281	207	5	1	1	1	74,611	4.3		4.3	5-M.....	1,711	22,326	18,017	7,800	9,913	2,563	1,749	1,424	1,05	11	6	5	1	1	1	1	141,803	8.1		8.1	6-S-L-M.....	900	6,082	3,041	1,460	1,682	350	235	36	4	-	2	2	2	2	2	2	64,345	3.7		3.7	7-L-M.....	4,071	78,781	78,762	31,871	52,167	26,552	14,665	7,082	4,194	2,803	693	351	32	32	2	2	33,792	1.8		1.8	<b>Total</b>																		302,326	17.3		17.3	<b>Tinged:</b>																					3-0-M.....	-	-	24	13	-	-	-	2	-	-	-	-	-	-	-	-	-	-	-	4	4-S-M.....	140	145	33	10	-	-	14	-	-	-	-	-	-	-	-	-	-	-	-	54	5-M.....	62	153	21	11	-	-	-	-	-	-	-	-	-	-	-	-	-	-	-	371	6-S-L-M.....	-	-	20	10	-	-	-	-	-	-	-	-	-	-	-	-	-	-	-	257	7-L-M.....	-	-	-	-	-	-	-	-	-	-	-	-	-	-	-	-	-	-	-	230	<b>Total</b>	202	342	277	10	56	10	1	14	2	2	2	2	2	2	2	2	2	2	2	916	<b>Gray:</b>																					3-0-M.....	-	-	-	-	-	-	-	-	-	-	-	-	-	-	-	-	-	-	-	183	4-S-M.....	-	-	10	152	49	750	210	1,566	331	30	29	58	21	25	30	30	2,976	1.2		1.2	5-M.....	-	-	53	49	210	1,118	200	1,118	41	1	3	1	1	1	1	1	1,756	0.1		0.1	<b>Total</b>	-	-	63	201	960	2,587	541	2,587	66	49	157	80	56	56	56	56	5,095	0.3		0.3	<b>Below Grade:</b>	203	693	610	50	212	10	30	-	-	-	-	-	-	-	-	-	-	-	-	1,808	<b>All grades:</b>	6,226	170,109	295,991	163,363	422,048	261,915	171,156	149,488	88,304	53,847	19,065	5,675	1,699	250	49	1,749,435	100.0			100.0	<b>All grades:</b>	0.3	9.7	13.5	9.3	24.3	15.0	9.8	8.5	5.0	3.1	1.1	0.3	0.1	0.1	0.1	0.1	100.0			100.0
3-0-M.....	-	-	-	-	-	-	-	-	-	-	-	-	-	-	-	-	-	-	-	128	4-S-M.....	-	-	-	-	-	-	-	-	-	-	-	-	-	-	-	-	-	-	-	15,895	5-M.....	-	-	-	-	-	-	-	-	-	-	-	-	-	-	-	-	-	-	-	32,201	6-S-L-M.....	-	-	24	89	210	82	270	100	1,245	45	4,475	15	1,910	507	18	51	5	-	-	21,041	7-L-M.....	-	-	36	68	218	80	372	138	1,460	52	300	11	34	12	3	-	-	-	-	2,160	8-S-0-0.....	-	-	64	64	128	47	31	128	42	95	2	34	12	3	-	-	-	-	-	289	9-0-0.....	-	-	46	43	11	4	53	1	4	2	2	34	12	3	-	-	-	-	-	112	<b>Total</b>			230	171	2	642	132	1,040	2,416	9,589	34,235	16,397	5,224	1,501	188	29	71,796	4.0			<b>White:</b>																					1-M-F.....	-	-	-	-	-	-	-	-	-	-	-	-	-	-	-	-	-	-	-	-	2-S-0-M.....	-	-	-	-	-	-	-	-	-	-	-	-	-	-	-	-	-	-	-	-	3-0-M.....	-	-	10	30	2,440	910	490	660	17,810	14,860	4,370	620	50	10	-	-	-	-	-	3,640	4-S-M.....	-	-	390	1,830	4,830	27,600	14,090	14,860	30,360	8,300	860	50	50	20	20	20	110,120	6.3		6.3	5-M.....	-	-	6,760	12,710	17,420	69,480	42,330	46,590	30,360	8,300	860	50	50	20	20	20	330,560	18.3		18.3	6-S-L-M.....	30	59,030	26,680	111,984	77,420	49,290	49,290	46,080	21,680	3,400	120	120	50	50	40	40	143,324	85.4		85.4	7-L-M.....	610	33,830	64,180	49,160	86,150	41,840	31,430	22,770	6,800	80	80	80	80	80	80	80	337,250	19.3		19.3	8-S-0-0.....	470	8,240	16,480	21,330	48,920	19,270	15,220	4,270	310	10	10	10	10	10	10	10	134,910	7.7		7.7	9-0-0.....	310	1,800	2,440	2,530	6,070	2,250	2,090	1,200	10	10	10	10	10	10	10	10	17,620	1.0		1.0	<b>Total</b>	1,750	90,000	155,970	130,490	366,284	234,700	155,340	139,880	74,170	16,650	1,850	220	220	110	60	20	1,367,894	76.2		76.2	<b>Spotted:</b>																					3-0-M.....	60	12,403	16,947	7,461	7,000	1,186	302	303	1,791	1,660	372	439	207	24	7	2	7,775	4		4	4-S-M.....	1,380	37,370	40,237	14,690	22,587	12,593	4,286	2,850	1,769	984	281	207	5	1	1	1	74,611	4.3		4.3	5-M.....	1,711	22,326	18,017	7,800	9,913	2,563	1,749	1,424	1,05	11	6	5	1	1	1	1	141,803	8.1		8.1	6-S-L-M.....	900	6,082	3,041	1,460	1,682	350	235	36	4	-	2	2	2	2	2	2	64,345	3.7		3.7	7-L-M.....	4,071	78,781	78,762	31,871	52,167	26,552	14,665	7,082	4,194	2,803	693	351	32	32	2	2	33,792	1.8		1.8	<b>Total</b>																		302,326	17.3		17.3	<b>Tinged:</b>																					3-0-M.....	-	-	24	13	-	-	-	2	-	-	-	-	-	-	-	-	-	-	-	4	4-S-M.....	140	145	33	10	-	-	14	-	-	-	-	-	-	-	-	-	-	-	-	54	5-M.....	62	153	21	11	-	-	-	-	-	-	-	-	-	-	-	-	-	-	-	371	6-S-L-M.....	-	-	20	10	-	-	-	-	-	-	-	-	-	-	-	-	-	-	-	257	7-L-M.....	-	-	-	-	-	-	-	-	-	-	-	-	-	-	-	-	-	-	-	230	<b>Total</b>	202	342	277	10	56	10	1	14	2	2	2	2	2	2	2	2	2	2	2	916	<b>Gray:</b>																					3-0-M.....	-	-	-	-	-	-	-	-	-	-	-	-	-	-	-	-	-	-	-	183	4-S-M.....	-	-	10	152	49	750	210	1,566	331	30	29	58	21	25	30	30	2,976	1.2		1.2	5-M.....	-	-	53	49	210	1,118	200	1,118	41	1	3	1	1	1	1	1	1,756	0.1		0.1	<b>Total</b>	-	-	63	201	960	2,587	541	2,587	66	49	157	80	56	56	56	56	5,095	0.3		0.3	<b>Below Grade:</b>	203	693	610	50	212	10	30	-	-	-	-	-	-	-	-	-	-	-	-	1,808	<b>All grades:</b>	6,226	170,109	295,991	163,363	422,048	261,915	171,156	149,488	88,304	53,847	19,065	5,675	1,699	250	49	1,749,435	100.0			100.0	<b>All grades:</b>	0.3	9.7	13.5	9.3	24.3	15.0	9.8	8.5	5.0	3.1	1.1	0.3	0.1	0.1	0.1	0.1	100.0			100.0																					
4-S-M.....	-	-	-	-	-	-	-	-	-	-	-	-	-	-	-	-	-	-	-	15,895	5-M.....	-	-	-	-	-	-	-	-	-	-	-	-	-	-	-	-	-	-	-	32,201	6-S-L-M.....	-	-	24	89	210	82	270	100	1,245	45	4,475	15	1,910	507	18	51	5	-	-	21,041	7-L-M.....	-	-	36	68	218	80	372	138	1,460	52	300	11	34	12	3	-	-	-	-	2,160	8-S-0-0.....	-	-	64	64	128	47	31	128	42	95	2	34	12	3	-	-	-	-	-	289	9-0-0.....	-	-	46	43	11	4	53	1	4	2	2	34	12	3	-	-	-	-	-	112	<b>Total</b>			230	171	2	642	132	1,040	2,416	9,589	34,235	16,397	5,224	1,501	188	29	71,796	4.0			<b>White:</b>																					1-M-F.....	-	-	-	-	-	-	-	-	-	-	-	-	-	-	-	-	-	-	-	-	2-S-0-M.....	-	-	-	-	-	-	-	-	-	-	-	-	-	-	-	-	-	-	-	-	3-0-M.....	-	-	10	30	2,440	910	490	660	17,810	14,860	4,370	620	50	10	-	-	-	-	-	3,640	4-S-M.....	-	-	390	1,830	4,830	27,600	14,090	14,860	30,360	8,300	860	50	50	20	20	20	110,120	6.3		6.3	5-M.....	-	-	6,760	12,710	17,420	69,480	42,330	46,590	30,360	8,300	860	50	50	20	20	20	330,560	18.3		18.3	6-S-L-M.....	30	59,030	26,680	111,984	77,420	49,290	49,290	46,080	21,680	3,400	120	120	50	50	40	40	143,324	85.4		85.4	7-L-M.....	610	33,830	64,180	49,160	86,150	41,840	31,430	22,770	6,800	80	80	80	80	80	80	80	337,250	19.3		19.3	8-S-0-0.....	470	8,240	16,480	21,330	48,920	19,270	15,220	4,270	310	10	10	10	10	10	10	10	134,910	7.7		7.7	9-0-0.....	310	1,800	2,440	2,530	6,070	2,250	2,090	1,200	10	10	10	10	10	10	10	10	17,620	1.0		1.0	<b>Total</b>	1,750	90,000	155,970	130,490	366,284	234,700	155,340	139,880	74,170	16,650	1,850	220	220	110	60	20	1,367,894	76.2		76.2	<b>Spotted:</b>																					3-0-M.....	60	12,403	16,947	7,461	7,000	1,186	302	303	1,791	1,660	372	439	207	24	7	2	7,775	4		4	4-S-M.....	1,380	37,370	40,237	14,690	22,587	12,593	4,286	2,850	1,769	984	281	207	5	1	1	1	74,611	4.3		4.3	5-M.....	1,711	22,326	18,017	7,800	9,913	2,563	1,749	1,424	1,05	11	6	5	1	1	1	1	141,803	8.1		8.1	6-S-L-M.....	900	6,082	3,041	1,460	1,682	350	235	36	4	-	2	2	2	2	2	2	64,345	3.7		3.7	7-L-M.....	4,071	78,781	78,762	31,871	52,167	26,552	14,665	7,082	4,194	2,803	693	351	32	32	2	2	33,792	1.8		1.8	<b>Total</b>																		302,326	17.3		17.3	<b>Tinged:</b>																					3-0-M.....	-	-	24	13	-	-	-	2	-	-	-	-	-	-	-	-	-	-	-	4	4-S-M.....	140	145	33	10	-	-	14	-	-	-	-	-	-	-	-	-	-	-	-	54	5-M.....	62	153	21	11	-	-	-	-	-	-	-	-	-	-	-	-	-	-	-	371	6-S-L-M.....	-	-	20	10	-	-	-	-	-	-	-	-	-	-	-	-	-	-	-	257	7-L-M.....	-	-	-	-	-	-	-	-	-	-	-	-	-	-	-	-	-	-	-	230	<b>Total</b>	202	342	277	10	56	10	1	14	2	2	2	2	2	2	2	2	2	2	2	916	<b>Gray:</b>																					3-0-M.....	-	-	-	-	-	-	-	-	-	-	-	-	-	-	-	-	-	-	-	183	4-S-M.....	-	-	10	152	49	750	210	1,566	331	30	29	58	21	25	30	30	2,976	1.2		1.2	5-M.....	-	-	53	49	210	1,118	200	1,118	41	1	3	1	1	1	1	1	1,756	0.1		0.1	<b>Total</b>	-	-	63	201	960	2,587	541	2,587	66	49	157	80	56	56	56	56	5,095	0.3		0.3	<b>Below Grade:</b>	203	693	610	50	212	10	30	-	-	-	-	-	-	-	-	-	-	-	-	1,808	<b>All grades:</b>	6,226	170,109	295,991	163,363	422,048	261,915	171,156	149,488	88,304	53,847	19,065	5,675	1,699	250	49	1,749,435	100.0			100.0	<b>All grades:</b>	0.3	9.7	13.5	9.3	24.3	15.0	9.8	8.5	5.0	3.1	1.1	0.3	0.1	0.1	0.1	0.1	100.0			100.0																																										
5-M.....	-	-	-	-	-	-	-	-	-	-	-	-	-	-	-	-	-	-	-	32,201	6-S-L-M.....	-	-	24	89	210	82	270	100	1,245	45	4,475	15	1,910	507	18	51	5	-	-	21,041	7-L-M.....	-	-	36	68	218	80	372	138	1,460	52	300	11	34	12	3	-	-	-	-	2,160	8-S-0-0.....	-	-	64	64	128	47	31	128	42	95	2	34	12	3	-	-	-	-	-	289	9-0-0.....	-	-	46	43	11	4	53	1	4	2	2	34	12	3	-	-	-	-	-	112	<b>Total</b>			230	171	2	642	132	1,040	2,416	9,589	34,235	16,397	5,224	1,501	188	29	71,796	4.0			<b>White:</b>																					1-M-F.....	-	-	-	-	-	-	-	-	-	-	-	-	-	-	-	-	-	-	-	-	2-S-0-M.....	-	-	-	-	-	-	-	-	-	-	-	-	-	-	-	-	-	-	-	-	3-0-M.....	-	-	10	30	2,440	910	490	660	17,810	14,860	4,370	620	50	10	-	-	-	-	-	3,640	4-S-M.....	-	-	390	1,830	4,830	27,600	14,090	14,860	30,360	8,300	860	50	50	20	20	20	110,120	6.3		6.3	5-M.....	-	-	6,760	12,710	17,420	69,480	42,330	46,590	30,360	8,300	860	50	50	20	20	20	330,560	18.3		18.3	6-S-L-M.....	30	59,030	26,680	111,984	77,420	49,290	49,290	46,080	21,680	3,400	120	120	50	50	40	40	143,324	85.4		85.4	7-L-M.....	610	33,830	64,180	49,160	86,150	41,840	31,430	22,770	6,800	80	80	80	80	80	80	80	337,250	19.3		19.3	8-S-0-0.....	470	8,240	16,480	21,330	48,920	19,270	15,220	4,270	310	10	10	10	10	10	10	10	134,910	7.7		7.7	9-0-0.....	310	1,800	2,440	2,530	6,070	2,250	2,090	1,200	10	10	10	10	10	10	10	10	17,620	1.0		1.0	<b>Total</b>	1,750	90,000	155,970	130,490	366,284	234,700	155,340	139,880	74,170	16,650	1,850	220	220	110	60	20	1,367,894	76.2		76.2	<b>Spotted:</b>																					3-0-M.....	60	12,403	16,947	7,461	7,000	1,186	302	303	1,791	1,660	372	439	207	24	7	2	7,775	4		4	4-S-M.....	1,380	37,370	40,237	14,690	22,587	12,593	4,286	2,850	1,769	984	281	207	5	1	1	1	74,611	4.3		4.3	5-M.....	1,711	22,326	18,017	7,800	9,913	2,563	1,749	1,424	1,05	11	6	5	1	1	1	1	141,803	8.1		8.1	6-S-L-M.....	900	6,082	3,041	1,460	1,682	350	235	36	4	-	2	2	2	2	2	2	64,345	3.7		3.7	7-L-M.....	4,071	78,781	78,762	31,871	52,167	26,552	14,665	7,082	4,194	2,803	693	351	32	32	2	2	33,792	1.8		1.8	<b>Total</b>																		302,326	17.3		17.3	<b>Tinged:</b>																					3-0-M.....	-	-	24	13	-	-	-	2	-	-	-	-	-	-	-	-	-	-	-	4	4-S-M.....	140	145	33	10	-	-	14	-	-	-	-	-	-	-	-	-	-	-	-	54	5-M.....	62	153	21	11	-	-	-	-	-	-	-	-	-	-	-	-	-	-	-	371	6-S-L-M.....	-	-	20	10	-	-	-	-	-	-	-	-	-	-	-	-	-	-	-	257	7-L-M.....	-	-	-	-	-	-	-	-	-	-	-	-	-	-	-	-	-	-	-	230	<b>Total</b>	202	342	277	10	56	10	1	14	2	2	2	2	2	2	2	2	2	2	2	916	<b>Gray:</b>																					3-0-M.....	-	-	-	-	-	-	-	-	-	-	-	-	-	-	-	-	-	-	-	183	4-S-M.....	-	-	10	152	49	750	210	1,566	331	30	29	58	21	25	30	30	2,976	1.2		1.2	5-M.....	-	-	53	49	210	1,118	200	1,118	41	1	3	1	1	1	1	1	1,756	0.1		0.1	<b>Total</b>	-	-	63	201	960	2,587	541	2,587	66	49	157	80	56	56	56	56	5,095	0.3		0.3	<b>Below Grade:</b>	203	693	610	50	212	10	30	-	-	-	-	-	-	-	-	-	-	-	-	1,808	<b>All grades:</b>	6,226	170,109	295,991	163,363	422,048	261,915	171,156	149,488	88,304	53,847	19,065	5,675	1,699	250	49	1,749,435	100.0			100.0	<b>All grades:</b>	0.3	9.7	13.5	9.3	24.3	15.0	9.8	8.5	5.0	3.1	1.1	0.3	0.1	0.1	0.1	0.1	100.0			100.0																																																															
6-S-L-M.....	-	-	24	89	210	82	270	100	1,245	45	4,475	15	1,910	507	18	51	5	-	-	21,041	7-L-M.....	-	-	36	68	218	80	372	138	1,460	52	300	11	34	12	3	-	-	-	-	2,160	8-S-0-0.....	-	-	64	64	128	47	31	128	42	95	2	34	12	3	-	-	-	-	-	289	9-0-0.....	-	-	46	43	11	4	53	1	4	2	2	34	12	3	-	-	-	-	-	112	<b>Total</b>			230	171	2	642	132	1,040	2,416	9,589	34,235	16,397	5,224	1,501	188	29	71,796	4.0			<b>White:</b>																					1-M-F.....	-	-	-	-	-	-	-	-	-	-	-	-	-	-	-	-	-	-	-	-	2-S-0-M.....	-	-	-	-	-	-	-	-	-	-	-	-	-	-	-	-	-	-	-	-	3-0-M.....	-	-	10	30	2,440	910	490	660	17,810	14,860	4,370	620	50	10	-	-	-	-	-	3,640	4-S-M.....	-	-	390	1,830	4,830	27,600	14,090	14,860	30,360	8,300	860	50	50	20	20	20	110,120	6.3		6.3	5-M.....	-	-	6,760	12,710	17,420	69,480	42,330	46,590	30,360	8,300	860	50	50	20	20	20	330,560	18.3		18.3	6-S-L-M.....	30	59,030	26,680	111,984	77,420	49,290	49,290	46,080	21,680	3,400	120	120	50	50	40	40	143,324	85.4		85.4	7-L-M.....	610	33,830	64,180	49,160	86,150	41,840	31,430	22,770	6,800	80	80	80	80	80	80	80	337,250	19.3		19.3	8-S-0-0.....	470	8,240	16,480	21,330	48,920	19,270	15,220	4,270	310	10	10	10	10	10	10	10	134,910	7.7		7.7	9-0-0.....	310	1,800	2,440	2,530	6,070	2,250	2,090	1,200	10	10	10	10	10	10	10	10	17,620	1.0		1.0	<b>Total</b>	1,750	90,000	155,970	130,490	366,284	234,700	155,340	139,880	74,170	16,650	1,850	220	220	110	60	20	1,367,894	76.2		76.2	<b>Spotted:</b>																					3-0-M.....	60	12,403	16,947	7,461	7,000	1,186	302	303	1,791	1,660	372	439	207	24	7	2	7,775	4		4	4-S-M.....	1,380	37,370	40,237	14,690	22,587	12,593	4,286	2,850	1,769	984	281	207	5	1	1	1	74,611	4.3		4.3	5-M.....	1,711	22,326	18,017	7,800	9,913	2,563	1,749	1,424	1,05	11	6	5	1	1	1	1	141,803	8.1		8.1	6-S-L-M.....	900	6,082	3,041	1,460	1,682	350	235	36	4	-	2	2	2	2	2	2	64,345	3.7		3.7	7-L-M.....	4,071	78,781	78,762	31,871	52,167	26,552	14,665	7,082	4,194	2,803	693	351	32	32	2	2	33,792	1.8		1.8	<b>Total</b>																		302,326	17.3		17.3	<b>Tinged:</b>																					3-0-M.....	-	-	24	13	-	-	-	2	-	-	-	-	-	-	-	-	-	-	-	4	4-S-M.....	140	145	33	10	-	-	14	-	-	-	-	-	-	-	-	-	-	-	-	54	5-M.....	62	153	21	11	-	-	-	-	-	-	-	-	-	-	-	-	-	-	-	371	6-S-L-M.....	-	-	20	10	-	-	-	-	-	-	-	-	-	-	-	-	-	-	-	257	7-L-M.....	-	-	-	-	-	-	-	-	-	-	-	-	-	-	-	-	-	-	-	230	<b>Total</b>	202	342	277	10	56	10	1	14	2	2	2	2	2	2	2	2	2	2	2	916	<b>Gray:</b>																					3-0-M.....	-	-	-	-	-	-	-	-	-	-	-	-	-	-	-	-	-	-	-	183	4-S-M.....	-	-	10	152	49	750	210	1,566	331	30	29	58	21	25	30	30	2,976	1.2		1.2	5-M.....	-	-	53	49	210	1,118	200	1,118	41	1	3	1	1	1	1	1	1,756	0.1		0.1	<b>Total</b>	-	-	63	201	960	2,587	541	2,587	66	49	157	80	56	56	56	56	5,095	0.3		0.3	<b>Below Grade:</b>	203	693	610	50	212	10	30	-	-	-	-	-	-	-	-	-	-	-	-	1,808	<b>All grades:</b>	6,226	170,109	295,991	163,363	422,048	261,915	171,156	149,488	88,304	53,847	19,065	5,675	1,699	250	49	1,749,435	100.0			100.0	<b>All grades:</b>	0.3	9.7	13.5	9.3	24.3	15.0	9.8	8.5	5.0	3.1	1.1	0.3	0.1	0.1	0.1	0.1	100.0			100.0																																																																																				
7-L-M.....	-	-	36	68	218	80	372	138	1,460	52	300	11	34	12	3	-	-	-	-	2,160	8-S-0-0.....	-	-	64	64	128	47	31	128	42	95	2	34	12	3	-	-	-	-	-	289	9-0-0.....	-	-	46	43	11	4	53	1	4	2	2	34	12	3	-	-	-	-	-	112	<b>Total</b>			230	171	2	642	132	1,040	2,416	9,589	34,235	16,397	5,224	1,501	188	29	71,796	4.0			<b>White:</b>																					1-M-F.....	-	-	-	-	-	-	-	-	-	-	-	-	-	-	-	-	-	-	-	-	2-S-0-M.....	-	-	-	-	-	-	-	-	-	-	-	-	-	-	-	-	-	-	-	-	3-0-M.....	-	-	10	30	2,440	910	490	660	17,810	14,860	4,370	620	50	10	-	-	-	-	-	3,640	4-S-M.....	-	-	390	1,830	4,830	27,600	14,090	14,860	30,360	8,300	860	50	50	20	20	20	110,120	6.3		6.3	5-M.....	-	-	6,760	12,710	17,420	69,480	42,330	46,590	30,360	8,300	860	50	50	20	20	20	330,560	18.3		18.3	6-S-L-M.....	30	59,030	26,680	111,984	77,420	49,290	49,290	46,080	21,680	3,400	120	120	50	50	40	40	143,324	85.4		85.4	7-L-M.....	610	33,830	64,180	49,160	86,150	41,840	31,430	22,770	6,800	80	80	80	80	80	80	80	337,250	19.3		19.3	8-S-0-0.....	470	8,240	16,480	21,330	48,920	19,270	15,220	4,270	310	10	10	10	10	10	10	10	134,910	7.7		7.7	9-0-0.....	310	1,800	2,440	2,530	6,070	2,250	2,090	1,200	10	10	10	10	10	10	10	10	17,620	1.0		1.0	<b>Total</b>	1,750	90,000	155,970	130,490	366,284	234,700	155,340	139,880	74,170	16,650	1,850	220	220	110	60	20	1,367,894	76.2		76.2	<b>Spotted:</b>																					3-0-M.....	60	12,403	16,947	7,461	7,000	1,186	302	303	1,791	1,660	372	439	207	24	7	2	7,775	4		4	4-S-M.....	1,380	37,370	40,237	14,690	22,587	12,593	4,286	2,850	1,769	984	281	207	5	1	1	1	74,611	4.3		4.3	5-M.....	1,711	22,326	18,017	7,800	9,913	2,563	1,749	1,424	1,05	11	6	5	1	1	1	1	141,803	8.1		8.1	6-S-L-M.....	900	6,082	3,041	1,460	1,682	350	235	36	4	-	2	2	2	2	2	2	64,345	3.7		3.7	7-L-M.....	4,071	78,781	78,762	31,871	52,167	26,552	14,665	7,082	4,194	2,803	693	351	32	32	2	2	33,792	1.8		1.8	<b>Total</b>																		302,326	17.3		17.3	<b>Tinged:</b>																					3-0-M.....	-	-	24	13	-	-	-	2	-	-	-	-	-	-	-	-	-	-	-	4	4-S-M.....	140	145	33	10	-	-	14	-	-	-	-	-	-	-	-	-	-	-	-	54	5-M.....	62	153	21	11	-	-	-	-	-	-	-	-	-	-	-	-	-	-	-	371	6-S-L-M.....	-	-	20	10	-	-	-	-	-	-	-	-	-	-	-	-	-	-	-	257	7-L-M.....	-	-	-	-	-	-	-	-	-	-	-	-	-	-	-	-	-	-	-	230	<b>Total</b>	202	342	277	10	56	10	1	14	2	2	2	2	2	2	2	2	2	2	2	916	<b>Gray:</b>																					3-0-M.....	-	-	-	-	-	-	-	-	-	-	-	-	-	-	-	-	-	-	-	183	4-S-M.....	-	-	10	152	49	750	210	1,566	331	30	29	58	21	25	30	30	2,976	1.2		1.2	5-M.....	-	-	53	49	210	1,118	200	1,118	41	1	3	1	1	1	1	1	1,756	0.1		0.1	<b>Total</b>	-	-	63	201	960	2,587	541	2,587	66	49	157	80	56	56	56	56	5,095	0.3		0.3	<b>Below Grade:</b>	203	693	610	50	212	10	30	-	-	-	-	-	-	-	-	-	-	-	-	1,808	<b>All grades:</b>	6,226	170,109	295,991	163,363	422,048	261,915	171,156	149,488	88,304	53,847	19,065	5,675	1,699	250	49	1,749,435	100.0			100.0	<b>All grades:</b>	0.3	9.7	13.5	9.3	24.3	15.0	9.8	8.5	5.0	3.1	1.1	0.3	0.1	0.1	0.1	0.1	100.0			100.0																																																																																																									
8-S-0-0.....	-	-	64	64	128	47	31	128	42	95	2	34	12	3	-	-	-	-	-	289	9-0-0.....	-	-	46	43	11	4	53	1	4	2	2	34	12	3	-	-	-	-	-	112	<b>Total</b>			230	171	2	642	132	1,040	2,416	9,589	34,235	16,397	5,224	1,501	188	29	71,796	4.0			<b>White:</b>																					1-M-F.....	-	-	-	-	-	-	-	-	-	-	-	-	-	-	-	-	-	-	-	-	2-S-0-M.....	-	-	-	-	-	-	-	-	-	-	-	-	-	-	-	-	-	-	-	-	3-0-M.....	-	-	10	30	2,440	910	490	660	17,810	14,860	4,370	620	50	10	-	-	-	-	-	3,640	4-S-M.....	-	-	390	1,830	4,830	27,600	14,090	14,860	30,360	8,300	860	50	50	20	20	20	110,120	6.3		6.3	5-M.....	-	-	6,760	12,710	17,420	69,480	42,330	46,590	30,360	8,300	860	50	50	20	20	20	330,560	18.3		18.3	6-S-L-M.....	30	59,030	26,680	111,984	77,420	49,290	49,290	46,080	21,680	3,400	120	120	50	50	40	40	143,324	85.4		85.4	7-L-M.....	610	33,830	64,180	49,160	86,150	41,840	31,430	22,770	6,800	80	80	80	80	80	80	80	337,250	19.3		19.3	8-S-0-0.....	470	8,240	16,480	21,330	48,920	19,270	15,220	4,270	310	10	10	10	10	10	10	10	134,910	7.7		7.7	9-0-0.....	310	1,800	2,440	2,530	6,070	2,250	2,090	1,200	10	10	10	10	10	10	10	10	17,620	1.0		1.0	<b>Total</b>	1,750	90,000	155,970	130,490	366,284	234,700	155,340	139,880	74,170	16,650	1,850	220	220	110	60	20	1,367,894	76.2		76.2	<b>Spotted:</b>																					3-0-M.....	60	12,403	16,947	7,461	7,000	1,186	302	303	1,791	1,660	372	439	207	24	7	2	7,775	4		4	4-S-M.....	1,380	37,370	40,237	14,690	22,587	12,593	4,286	2,850	1,769	984	281	207	5	1	1	1	74,611	4.3		4.3	5-M.....	1,711	22,326	18,017	7,800	9,913	2,563	1,749	1,424	1,05	11	6	5	1	1	1	1	141,803	8.1		8.1	6-S-L-M.....	900	6,082	3,041	1,460	1,682	350	235	36	4	-	2	2	2	2	2	2	64,345	3.7		3.7	7-L-M.....	4,071	78,781	78,762	31,871	52,167	26,552	14,665	7,082	4,194	2,803	693	351	32	32	2	2	33,792	1.8		1.8	<b>Total</b>																		302,326	17.3		17.3	<b>Tinged:</b>																					3-0-M.....	-	-	24	13	-	-	-	2	-	-	-	-	-	-	-	-	-	-	-	4	4-S-M.....	140	145	33	10	-	-	14	-	-	-	-	-	-	-	-	-	-	-	-	54	5-M.....	62	153	21	11	-	-	-	-	-	-	-	-	-	-	-	-	-	-	-	371	6-S-L-M.....	-	-	20	10	-	-	-	-	-	-	-	-	-	-	-	-	-	-	-	257	7-L-M.....	-	-	-	-	-	-	-	-	-	-	-	-	-	-	-	-	-	-	-	230	<b>Total</b>	202	342	277	10	56	10	1	14	2	2	2	2	2	2	2	2	2	2	2	916	<b>Gray:</b>																					3-0-M.....	-	-	-	-	-	-	-	-	-	-	-	-	-	-	-	-	-	-	-	183	4-S-M.....	-	-	10	152	49	750	210	1,566	331	30	29	58	21	25	30	30	2,976	1.2		1.2	5-M.....	-	-	53	49	210	1,118	200	1,118	41	1	3	1	1	1	1	1	1,756	0.1		0.1	<b>Total</b>	-	-	63	201	960	2,587	541	2,587	66	49	157	80	56	56	56	56	5,095	0.3		0.3	<b>Below Grade:</b>	203	693	610	50	212	10	30	-	-	-	-	-	-	-	-	-	-	-	-	1,808	<b>All grades:</b>	6,226	170,109	295,991	163,363	422,048	261,915	171,156	149,488	88,304	53,847	19,065	5,675	1,699	250	49	1,749,435	100.0			100.0	<b>All grades:</b>	0.3	9.7	13.5	9.3	24.3	15.0	9.8	8.5	5.0	3.1	1.1	0.3	0.1	0.1	0.1	0.1	100.0			100.0																																																																																																																														
9-0-0.....	-	-	46	43	11	4	53	1	4	2	2	34	12	3	-	-	-	-	-	112	<b>Total</b>			230	171	2	642	132	1,040	2,416	9,589	34,235	16,397	5,224	1,501	188	29	71,796	4.0			<b>White:</b>																					1-M-F.....	-	-	-	-	-	-	-	-	-	-	-	-	-	-	-	-	-	-	-	-	2-S-0-M.....	-	-	-	-	-	-	-	-	-	-	-	-	-	-	-	-	-	-	-	-	3-0-M.....	-	-	10	30	2,440	910	490	660	17,810	14,860	4,370	620	50	10	-	-	-	-	-	3,640	4-S-M.....	-	-	390	1,830	4,830	27,600	14,090	14,860	30,360	8,300	860	50	50	20	20	20	110,120	6.3		6.3	5-M.....	-	-	6,760	12,710	17,420	69,480	42,330	46,590	30,360	8,300	860	50	50	20	20	20	330,560	18.3		18.3	6-S-L-M.....	30	59,030	26,680	111,984	77,420	49,290	49,290	46,080	21,680	3,400	120	120	50	50	40	40	143,324	85.4		85.4	7-L-M.....	610	33,830	64,180	49,160	86,150	41,840	31,430	22,770	6,800	80	80	80	80	80	80	80	337,250	19.3		19.3	8-S-0-0.....	470	8,240	16,480	21,330	48,920	19,270	15,220	4,270	310	10	10	10	10	10	10	10	134,910	7.7		7.7	9-0-0.....	310	1,800	2,440	2,530	6,070	2,250	2,090	1,200	10	10	10	10	10	10	10	10	17,620	1.0		1.0	<b>Total</b>	1,750	90,000	155,970	130,490	366,284	234,700	155,340	139,880	74,170	16,650	1,850	220	220	110	60	20	1,367,894	76.2		76.2	<b>Spotted:</b>																					3-0-M.....	60	12,403	16,947	7,461	7,000	1,186	302	303	1,791	1,660	372	439	207	24	7	2	7,775	4		4	4-S-M.....	1,380	37,370	40,237	14,690	22,587	12,593	4,286	2,850	1,769	984	281	207	5	1	1	1	74,611	4.3		4.3	5-M.....	1,711	22,326	18,017	7,800	9,913	2,563	1,749	1,424	1,05	11	6	5	1	1	1	1	141,803	8.1		8.1	6-S-L-M.....	900	6,082	3,041	1,460	1,682	350	235	36	4	-	2	2	2	2	2	2	64,345	3.7		3.7	7-L-M.....	4,071	78,781	78,762	31,871	52,167	26,552	14,665	7,082	4,194	2,803	693	351	32	32	2	2	33,792	1.8		1.8	<b>Total</b>																		302,326	17.3		17.3	<b>Tinged:</b>																					3-0-M.....	-	-	24	13	-	-	-	2	-	-	-	-	-	-	-	-	-	-	-	4	4-S-M.....	140	145	33	10	-	-	14	-	-	-	-	-	-	-	-	-	-	-	-	54	5-M.....	62	153	21	11	-	-	-	-	-	-	-	-	-	-	-	-	-	-	-	371	6-S-L-M.....	-	-	20	10	-	-	-	-	-	-	-	-	-	-	-	-	-	-	-	257	7-L-M.....	-	-	-	-	-	-	-	-	-	-	-	-	-	-	-	-	-	-	-	230	<b>Total</b>	202	342	277	10	56	10	1	14	2	2	2	2	2	2	2	2	2	2	2	916	<b>Gray:</b>																					3-0-M.....	-	-	-	-	-	-	-	-	-	-	-	-	-	-	-	-	-	-	-	183	4-S-M.....	-	-	10	152	49	750	210	1,566	331	30	29	58	21	25	30	30	2,976	1.2		1.2	5-M.....	-	-	53	49	210	1,118	200	1,118	41	1	3	1	1	1	1	1	1,756	0.1		0.1	<b>Total</b>	-	-	63	201	960	2,587	541	2,587	66	49	157	80	56	56	56	56	5,095	0.3		0.3	<b>Below Grade:</b>	203	693	610	50	212	10	30	-	-	-	-	-	-	-	-	-	-	-	-	1,808	<b>All grades:</b>	6,226	170,109	295,991	163,363	422,048	261,915	171,156	149,488	88,304	53,847	19,065	5,675	1,699	250	49	1,749,435	100.0			100.0	<b>All grades:</b>	0.3	9.7	13.5	9.3	24.3	15.0	9.8	8.5	5.0	3.1	1.1	0.3	0.1	0.1	0.1	0.1	100.0			100.0																																																																																																																																																			
<b>Total</b>			230	171	2	642	132	1,040	2,416	9,589	34,235	16,397	5,224	1,501	188	29	71,796	4.0			<b>White:</b>																					1-M-F.....	-	-	-	-	-	-	-	-	-	-	-	-	-	-	-	-	-	-	-	-	2-S-0-M.....	-	-	-	-	-	-	-	-	-	-	-	-	-	-	-	-	-	-	-	-	3-0-M.....	-	-	10	30	2,440	910	490	660	17,810	14,860	4,370	620	50	10	-	-	-	-	-	3,640	4-S-M.....	-	-	390	1,830	4,830	27,600	14,090	14,860	30,360	8,300	860	50	50	20	20	20	110,120	6.3		6.3	5-M.....	-	-	6,760	12,710	17,420	69,480	42,330	46,590	30,360	8,300	860	50	50	20	20	20	330,560	18.3		18.3	6-S-L-M.....	30	59,030	26,680	111,984	77,420	49,290	49,290	46,080	21,680	3,400	120	120	50	50	40	40	143,324	85.4		85.4	7-L-M.....	610	33,830	64,180	49,160	86,150	41,840	31,430	22,770	6,800	80	80	80	80	80	80	80	337,250	19.3		19.3	8-S-0-0.....	470	8,240	16,480	21,330	48,920	19,270	15,220	4,270	310	10	10	10	10	10	10	10	134,910	7.7		7.7	9-0-0.....	310	1,800	2,440	2,530	6,070	2,250	2,090	1,200	10	10	10	10	10	10	10	10	17,620	1.0		1.0	<b>Total</b>	1,750	90,000	155,970	130,490	366,284	234,700	155,340	139,880	74,170	16,650	1,850	220	220	110	60	20	1,367,894	76.2		76.2	<b>Spotted:</b>																					3-0-M.....	60	12,403	16,947	7,461	7,000	1,186	302	303	1,791	1,660	372	439	207	24	7	2	7,775	4		4	4-S-M.....	1,380	37,370	40,237	14,690	22,587	12,593	4,286	2,850	1,769	984	281	207	5	1	1	1	74,611	4.3		4.3	5-M.....	1,711	22,326	18,017	7,800	9,913	2,563	1,749	1,424	1,05	11	6	5	1	1	1	1	141,803	8.1		8.1	6-S-L-M.....	900	6,082	3,041	1,460	1,682	350	235	36	4	-	2	2	2	2	2	2	64,345	3.7		3.7	7-L-M.....	4,071	78,781	78,762	31,871	52,167	26,552	14,665	7,082	4,194	2,803	693	351	32	32	2	2	33,792	1.8		1.8	<b>Total</b>																		302,326	17.3		17.3	<b>Tinged:</b>																					3-0-M.....	-	-	24	13	-	-	-	2	-	-	-	-	-	-	-	-	-	-	-	4	4-S-M.....	140	145	33	10	-	-	14	-	-	-	-	-	-	-	-	-	-	-	-	54	5-M.....	62	153	21	11	-	-	-	-	-	-	-	-	-	-	-	-	-	-	-	371	6-S-L-M.....	-	-	20	10	-	-	-	-	-	-	-	-	-	-	-	-	-	-	-	257	7-L-M.....	-	-	-	-	-	-	-	-	-	-	-	-	-	-	-	-	-	-	-	230	<b>Total</b>	202	342	277	10	56	10	1	14	2	2	2	2	2	2	2	2	2	2	2	916	<b>Gray:</b>																					3-0-M.....	-	-	-	-	-	-	-	-	-	-	-	-	-	-	-	-	-	-	-	183	4-S-M.....	-	-	10	152	49	750	210	1,566	331	30	29	58	21	25	30	30	2,976	1.2		1.2	5-M.....	-	-	53	49	210	1,118	200	1,118	41	1	3	1	1	1	1	1	1,756	0.1		0.1	<b>Total</b>	-	-	63	201	960	2,587	541	2,587	66	49	157	80	56	56	56	56	5,095	0.3		0.3	<b>Below Grade:</b>	203	693	610	50	212	10	30	-	-	-	-	-	-	-	-	-	-	-	-	1,808	<b>All grades:</b>	6,226	170,109	295,991	163,363	422,048	261,915	171,156	149,488	88,304	53,847	19,065	5,675	1,699	250	49	1,749,435	100.0			100.0	<b>All grades:</b>	0.3	9.7	13.5	9.3	24.3	15.0	9.8	8.5	5.0	3.1	1.1	0.3	0.1	0.1	0.1	0.1	100.0			100.0																																																																																																																																																																								
<b>White:</b>																					1-M-F.....	-	-	-	-	-	-	-	-	-	-	-	-	-	-	-	-	-	-	-	-	2-S-0-M.....	-	-	-	-	-	-	-	-	-	-	-	-	-	-	-	-	-	-	-	-	3-0-M.....	-	-	10	30	2,440	910	490	660	17,810	14,860	4,370	620	50	10	-	-	-	-	-	3,640	4-S-M.....	-	-	390	1,830	4,830	27,600	14,090	14,860	30,360	8,300	860	50	50	20	20	20	110,120	6.3		6.3	5-M.....	-	-	6,760	12,710	17,420	69,480	42,330	46,590	30,360	8,300	860	50	50	20	20	20	330,560	18.3		18.3	6-S-L-M.....	30	59,030	26,680	111,984	77,420	49,290	49,290	46,080	21,680	3,400	120	120	50	50	40	40	143,324	85.4		85.4	7-L-M.....	610	33,830	64,180	49,160	86,150	41,840	31,430	22,770	6,800	80	80	80	80	80	80	80	337,250	19.3		19.3	8-S-0-0.....	470	8,240	16,480	21,330	48,920	19,270	15,220	4,270	310	10	10	10	10	10	10	10	134,910	7.7		7.7	9-0-0.....	310	1,800	2,440	2,530	6,070	2,250	2,090	1,200	10	10	10	10	10	10	10	10	17,620	1.0		1.0	<b>Total</b>	1,750	90,000	155,970	130,490	366,284	234,700	155,340	139,880	74,170	16,650	1,850	220	220	110	60	20	1,367,894	76.2		76.2	<b>Spotted:</b>																					3-0-M.....	60	12,403	16,947	7,461	7,000	1,186	302	303	1,791	1,660	372	439	207	24	7	2	7,775	4		4	4-S-M.....	1,380	37,370	40,237	14,690	22,587	12,593	4,286	2,850	1,769	984	281	207	5	1	1	1	74,611	4.3		4.3	5-M.....	1,711	22,326	18,017	7,800	9,913	2,563	1,749	1,424	1,05	11	6	5	1	1	1	1	141,803	8.1		8.1	6-S-L-M.....	900	6,082	3,041	1,460	1,682	350	235	36	4	-	2	2	2	2	2	2	64,345	3.7		3.7	7-L-M.....	4,071	78,781	78,762	31,871	52,167	26,552	14,665	7,082	4,194	2,803	693	351	32	32	2	2	33,792	1.8		1.8	<b>Total</b>																		302,326	17.3		17.3	<b>Tinged:</b>																					3-0-M.....	-	-	24	13	-	-	-	2	-	-	-	-	-	-	-	-	-	-	-	4	4-S-M.....	140	145	33	10	-	-	14	-	-	-	-	-	-	-	-	-	-	-	-	54	5-M.....	62	153	21	11	-	-	-	-	-	-	-	-	-	-	-	-	-	-	-	371	6-S-L-M.....	-	-	20	10	-	-	-	-	-	-	-	-	-	-	-	-	-	-	-	257	7-L-M.....	-	-	-	-	-	-	-	-	-	-	-	-	-	-	-	-	-	-	-	230	<b>Total</b>	202	342	277	10	56	10	1	14	2	2	2	2	2	2	2	2	2	2	2	916	<b>Gray:</b>																					3-0-M.....	-	-	-	-	-	-	-	-	-	-	-	-	-	-	-	-	-	-	-	183	4-S-M.....	-	-	10	152	49	750	210	1,566	331	30	29	58	21	25	30	30	2,976	1.2		1.2	5-M.....	-	-	53	49	210	1,118	200	1,118	41	1	3	1	1	1	1	1	1,756	0.1		0.1	<b>Total</b>	-	-	63	201	960	2,587	541	2,587	66	49	157	80	56	56	56	56	5,095	0.3		0.3	<b>Below Grade:</b>	203	693	610	50	212	10	30	-	-	-	-	-	-	-	-	-	-	-	-	1,808	<b>All grades:</b>	6,226	170,109	295,991	163,363	422,048	261,915	171,156	149,488	88,304	53,847	19,065	5,675	1,699	250	49	1,749,435	100.0			100.0	<b>All grades:</b>	0.3	9.7	13.5	9.3	24.3	15.0	9.8	8.5	5.0	3.1	1.1	0.3	0.1	0.1	0.1	0.1	100.0			100.0																																																																																																																																																																																													
1-M-F.....	-	-	-	-	-	-	-	-	-	-	-	-	-	-	-	-	-	-	-	-	2-S-0-M.....	-	-	-	-	-	-	-	-	-	-	-	-	-	-	-	-	-	-	-	-	3-0-M.....	-	-	10	30	2,440	910	490	660	17,810	14,860	4,370	620	50	10	-	-	-	-	-	3,640	4-S-M.....	-	-	390	1,830	4,830	27,600	14,090	14,860	30,360	8,300	860	50	50	20	20	20	110,120	6.3		6.3	5-M.....	-	-	6,760	12,710	17,420	69,480	42,330	46,590	30,360	8,300	860	50	50	20	20	20	330,560	18.3		18.3	6-S-L-M.....	30	59,030	26,680	111,984	77,420	49,290	49,290	46,080	21,680	3,400	120	120	50	50	40	40	143,324	85.4		85.4	7-L-M.....	610	33,830	64,180	49,160	86,150	41,840	31,430	22,770	6,800	80	80	80	80	80	80	80	337,250	19.3		19.3	8-S-0-0.....	470	8,240	16,480	21,330	48,920	19,270	15,220	4,270	310	10	10	10	10	10	10	10	134,910	7.7		7.7	9-0-0.....	310	1,800	2,440	2,530	6,070	2,250	2,090	1,200	10	10	10	10	10	10	10	10	17,620	1.0		1.0	<b>Total</b>	1,750	90,000	155,970	130,490	366,284	234,700	155,340	139,880	74,170	16,650	1,850	220	220	110	60	20	1,367,894	76.2		76.2	<b>Spotted:</b>																					3-0-M.....	60	12,403	16,947	7,461	7,000	1,186	302	303	1,791	1,660	372	439	207	24	7	2	7,775	4		4	4-S-M.....	1,380	37,370	40,237	14,690	22,587	12,593	4,286	2,850	1,769	984	281	207	5	1	1	1	74,611	4.3		4.3	5-M.....	1,711	22,326	18,017	7,800	9,913	2,563	1,749	1,424	1,05	11	6	5	1	1	1	1	141,803	8.1		8.1	6-S-L-M.....	900	6,082	3,041	1,460	1,682	350	235	36	4	-	2	2	2	2	2	2	64,345	3.7		3.7	7-L-M.....	4,071	78,781	78,762	31,871	52,167	26,552	14,665	7,082	4,194	2,803	693	351	32	32	2	2	33,792	1.8		1.8	<b>Total</b>																		302,326	17.3		17.3	<b>Tinged:</b>																					3-0-M.....	-	-	24	13	-	-	-	2	-	-	-	-	-	-	-	-	-	-	-	4	4-S-M.....	140	145	33	10	-	-	14	-	-	-	-	-	-	-	-	-	-	-	-	54	5-M.....	62	153	21	11	-	-	-	-	-	-	-	-	-	-	-	-	-	-	-	371	6-S-L-M.....	-	-	20	10	-	-	-	-	-	-	-	-	-	-	-	-	-	-	-	257	7-L-M.....	-	-	-	-	-	-	-	-	-	-	-	-	-	-	-	-	-	-	-	230	<b>Total</b>	202	342	277	10	56	10	1	14	2	2	2	2	2	2	2	2	2	2	2	916	<b>Gray:</b>																					3-0-M.....	-	-	-	-	-	-	-	-	-	-	-	-	-	-	-	-	-	-	-	183	4-S-M.....	-	-	10	152	49	750	210	1,566	331	30	29	58	21	25	30	30	2,976	1.2		1.2	5-M.....	-	-	53	49	210	1,118	200	1,118	41	1	3	1	1	1	1	1	1,756	0.1		0.1	<b>Total</b>	-	-	63	201	960	2,587	541	2,587	66	49	157	80	56	56	56	56	5,095	0.3		0.3	<b>Below Grade:</b>	203	693	610	50	212	10	30	-	-	-	-	-	-	-	-	-	-	-	-	1,808	<b>All grades:</b>	6,226	170,109	295,991	163,363	422,048	261,915	171,156	149,488	88,304	53,847	19,065	5,675	1,699	250	49	1,749,435	100.0			100.0	<b>All grades:</b>	0.3	9.7	13.5	9.3	24.3	15.0	9.8	8.5	5.0	3.1	1.1	0.3	0.1	0.1	0.1	0.1	100.0			100.0																																																																																																																																																																																																																		
2-S-0-M.....	-	-	-	-	-	-	-	-	-	-	-	-	-	-	-	-	-	-	-	-	3-0-M.....	-	-	10	30	2,440	910	490	660	17,810	14,860	4,370	620	50	10	-	-	-	-	-	3,640	4-S-M.....	-	-	390	1,830	4,830	27,600	14,090	14,860	30,360	8,300	860	50	50	20	20	20	110,120	6.3		6.3	5-M.....	-	-	6,760	12,710	17,420	69,480	42,330	46,590	30,360	8,300	860	50	50	20	20	20	330,560	18.3		18.3	6-S-L-M.....	30	59,030	26,680	111,984	77,420	49,290	49,290	46,080	21,680	3,400	120	120	50	50	40	40	143,324	85.4		85.4	7-L-M.....	610	33,830	64,180	49,160	86,150	41,840	31,430	22,770	6,800	80	80	80	80	80	80	80	337,250	19.3		19.3	8-S-0-0.....	470	8,240	16,480	21,330	48,920	19,270	15,220	4,270	310	10	10	10	10	10	10	10	134,910	7.7		7.7	9-0-0.....	310	1,800	2,440	2,530	6,070	2,250	2,090	1,200	10	10	10	10	10	10	10	10	17,620	1.0		1.0	<b>Total</b>	1,750	90,000	155,970	130,490	366,284	234,700	155,340	139,880	74,170	16,650	1,850	220	220	110	60	20	1,367,894	76.2		76.2	<b>Spotted:</b>																					3-0-M.....	60	12,403	16,947	7,461	7,000	1,186	302	303	1,791	1,660	372	439	207	24	7	2	7,775	4		4	4-S-M.....	1,380	37,370	40,237	14,690	22,587	12,593	4,286	2,850	1,769	984	281	207	5	1	1	1	74,611	4.3		4.3	5-M.....	1,711	22,326	18,017	7,800	9,913	2,563	1,749	1,424	1,05	11	6	5	1	1	1	1	141,803	8.1		8.1	6-S-L-M.....	900	6,082	3,041	1,460	1,682	350	235	36	4	-	2	2	2	2	2	2	64,345	3.7		3.7	7-L-M.....	4,071	78,781	78,762	31,871	52,167	26,552	14,665	7,082	4,194	2,803	693	351	32	32	2	2	33,792	1.8		1.8	<b>Total</b>																		302,326	17.3		17.3	<b>Tinged:</b>																					3-0-M.....	-	-	24	13	-	-	-	2	-	-	-	-	-	-	-	-	-	-	-	4	4-S-M.....	140	145	33	10	-	-	14	-	-	-	-	-	-	-	-	-	-	-	-	54	5-M.....	62	153	21	11	-	-	-	-	-	-	-	-	-	-	-	-	-	-	-	371	6-S-L-M.....	-	-	20	10	-	-	-	-	-	-	-	-	-	-	-	-	-	-	-	257	7-L-M.....	-	-	-	-	-	-	-	-	-	-	-	-	-	-	-	-	-	-	-	230	<b>Total</b>	202	342	277	10	56	10	1	14	2	2	2	2	2	2	2	2	2	2	2	916	<b>Gray:</b>																					3-0-M.....	-	-	-	-	-	-	-	-	-	-	-	-	-	-	-	-	-	-	-	183	4-S-M.....	-	-	10	152	49	750	210	1,566	331	30	29	58	21	25	30	30	2,976	1.2		1.2	5-M.....	-	-	53	49	210	1,118	200	1,118	41	1	3	1	1	1	1	1	1,756	0.1		0.1	<b>Total</b>	-	-	63	201	960	2,587	541	2,587	66	49	157	80	56	56	56	56	5,095	0.3		0.3	<b>Below Grade:</b>	203	693	610	50	212	10	30	-	-	-	-	-	-	-	-	-	-	-	-	1,808	<b>All grades:</b>	6,226	170,109	295,991	163,363	422,048	261,915	171,156	149,488	88,304	53,847	19,065	5,675	1,699	250	49	1,749,435	100.0			100.0	<b>All grades:</b>	0.3	9.7	13.5	9.3	24.3	15.0	9.8	8.5	5.0	3.1	1.1	0.3	0.1	0.1	0.1	0.1	100.0			100.0																																																																																																																																																																																																																																							
3-0-M.....	-	-	10	30	2,440	910	490	660	17,810	14,860	4,370	620	50	10	-	-	-	-	-	3,640	4-S-M.....	-	-	390	1,830	4,830	27,600	14,090	14,860	30,360	8,300	860	50	50	20	20	20	110,120	6.3		6.3	5-M.....	-	-	6,760	12,710	17,420	69,480	42,330	46,590	30,360	8,300	860	50	50	20	20	20	330,560	18.3		18.3	6-S-L-M.....	30	59,030	26,680	111,984	77,420	49,290	49,290	46,080	21,680	3,400	120	120	50	50	40	40	143,324	85.4		85.4	7-L-M.....	610	33,830	64,180	49,160	86,150	41,840	31,430	22,770	6,800	80	80	80	80	80	80	80	337,250	19.3		19.3	8-S-0-0.....	470	8,240	16,480	21,330	48,920	19,270	15,220	4,270	310	10	10	10	10	10	10	10	134,910	7.7		7.7	9-0-0.....	310	1,800	2,440	2,530	6,070	2,250	2,090	1,200	10	10	10	10	10	10	10	10	17,620	1.0		1.0	<b>Total</b>	1,750	90,000	155,970	130,490	366,284	234,700	155,340	139,880	74,170	16,650	1,850	220	220	110	60	20	1,367,894	76.2		76.2	<b>Spotted:</b>																					3-0-M.....	60	12,403	16,947	7,461	7,000	1,186	302	303	1,791	1,660	372	439	207	24	7	2	7,775	4		4	4-S-M.....	1,380	37,370	40,237	14,690	22,587	12,593	4,286	2,850	1,769	984	281	207	5	1	1	1	74,611	4.3		4.3	5-M.....	1,711	22,326	18,017	7,800	9,913	2,563	1,749	1,424	1,05	11	6	5	1	1	1	1	141,803	8.1		8.1	6-S-L-M.....	900	6,082	3,041	1,460	1,682	350	235	36	4	-	2	2	2	2	2	2	64,345	3.7		3.7	7-L-M.....	4,071	78,781	78,762	31,871	52,167	26,552	14,665	7,082	4,194	2,803	693	351	32	32	2	2	33,792	1.8		1.8	<b>Total</b>																		302,326	17.3		17.3	<b>Tinged:</b>																					3-0-M.....	-	-	24	13	-	-	-	2	-	-	-	-	-	-	-	-	-	-	-	4	4-S-M.....	140	145	33	10	-	-	14	-	-	-	-	-	-	-	-	-	-	-	-	54	5-M.....	62	153	21	11	-	-	-	-	-	-	-	-	-	-	-	-	-	-	-	371	6-S-L-M.....	-	-	20	10	-	-	-	-	-	-	-	-	-	-	-	-	-	-	-	257	7-L-M.....	-	-	-	-	-	-	-	-	-	-	-	-	-	-	-	-	-	-	-	230	<b>Total</b>	202	342	277	10	56	10	1	14	2	2	2	2	2	2	2	2	2	2	2	916	<b>Gray:</b>																					3-0-M.....	-	-	-	-	-	-	-	-	-	-	-	-	-	-	-	-	-	-	-	183	4-S-M.....	-	-	10	152	49	750	210	1,566	331	30	29	58	21	25	30	30	2,976	1.2		1.2	5-M.....	-	-	53	49	210	1,118	200	1,118	41	1	3	1	1	1	1	1	1,756	0.1		0.1	<b>Total</b>	-	-	63	201	960	2,587	541	2,587	66	49	157	80	56	56	56	56	5,095	0.3		0.3	<b>Below Grade:</b>	203	693	610	50	212	10	30	-	-	-	-	-	-	-	-	-	-	-	-	1,808	<b>All grades:</b>	6,226	170,109	295,991	163,363	422,048	261,915	171,156	149,488	88,304	53,847	19,065	5,675	1,699	250	49	1,749,435	100.0			100.0	<b>All grades:</b>	0.3	9.7	13.5	9.3	24.3	15.0	9.8	8.5	5.0	3.1	1.1	0.3	0.1	0.1	0.1	0.1	100.0			100.0																																																																																																																																																																																																																																																												
4-S-M.....	-	-	390	1,830	4,830	27,600	14,090	14,860	30,360	8,300	860	50	50	20	20	20	110,120	6.3		6.3	5-M.....	-	-	6,760	12,710	17,420	69,480	42,330	46,590	30,360	8,300	860	50	50	20	20	20	330,560	18.3		18.3	6-S-L-M.....	30	59,030	26,680	111,984	77,420	49,290	49,290	46,080	21,680	3,400	120	120	50	50	40	40	143,324	85.4		85.4	7-L-M.....	610	33,830	64,180	49,160	86,150	41,840	31,430	22,770	6,800	80	80	80	80	80	80	80	337,250	19.3		19.3	8-S-0-0.....	470	8,240	16,480	21,330	48,920	19,270	15,220	4,270	310	10	10	10	10	10	10	10	134,910	7.7		7.7	9-0-0.....	310	1,800	2,440	2,530	6,070	2,250	2,090	1,200	10	10	10	10	10	10	10	10	17,620	1.0		1.0	<b>Total</b>	1,750	90,000	155,970	130,490	366,284	234,700	155,340	139,880	74,170	16,650	1,850	220	220	110	60	20	1,367,894	76.2		76.2	<b>Spotted:</b>																					3-0-M.....	60	12,403	16,947	7,461	7,000	1,186	302	303	1,791	1,660	372	439	207	24	7	2	7,775	4		4	4-S-M.....	1,380	37,370	40,237	14,690	22,587	12,593	4,286	2,850	1,769	984	281	207	5	1	1	1	74,611	4.3		4.3	5-M.....	1,711	22,326	18,017	7,800	9,913	2,563	1,749	1,424	1,05	11	6	5	1	1	1	1	141,803	8.1		8.1	6-S-L-M.....	900	6,082	3,041	1,460	1,682	350	235	36	4	-	2	2	2	2	2	2	64,345	3.7		3.7	7-L-M.....	4,071	78,781	78,762	31,871	52,167	26,552	14,665	7,082	4,194	2,803	693	351	32	32	2	2	33,792	1.8		1.8	<b>Total</b>																		302,326	17.3		17.3	<b>Tinged:</b>																					3-0-M.....	-	-	24	13	-	-	-	2	-	-	-	-	-	-	-	-	-	-	-	4	4-S-M.....	140	145	33	10	-	-	14	-	-	-	-	-	-	-	-	-	-	-	-	54	5-M.....	62	153	21	11	-	-	-	-	-	-	-	-	-	-	-	-	-	-	-	371	6-S-L-M.....	-	-	20	10	-	-	-	-	-	-	-	-	-	-	-	-	-	-	-	257	7-L-M.....	-	-	-	-	-	-	-	-	-	-	-	-	-	-	-	-	-	-	-	230	<b>Total</b>	202	342	277	10	56	10	1	14	2	2	2	2	2	2	2	2	2	2	2	916	<b>Gray:</b>																					3-0-M.....	-	-	-	-	-	-	-	-	-	-	-	-	-	-	-	-	-	-	-	183	4-S-M.....	-	-	10	152	49	750	210	1,566	331	30	29	58	21	25	30	30	2,976	1.2		1.2	5-M.....	-	-	53	49	210	1,118	200	1,118	41	1	3	1	1	1	1	1	1,756	0.1		0.1	<b>Total</b>	-	-	63	201	960	2,587	541	2,587	66	49	157	80	56	56	56	56	5,095	0.3		0.3	<b>Below Grade:</b>	203	693	610	50	212	10	30	-	-	-	-	-	-	-	-	-	-	-	-	1,808	<b>All grades:</b>	6,226	170,109	295,991	163,363	422,048	261,915	171,156	149,488	88,304	53,847	19,065	5,675	1,699	250	49	1,749,435	100.0			100.0	<b>All grades:</b>	0.3	9.7	13.5	9.3	24.3	15.0	9.8	8.5	5.0	3.1	1.1	0.3	0.1	0.1	0.1	0.1	100.0			100.0																																																																																																																																																																																																																																																																																	
5-M.....	-	-	6,760	12,710	17,420	69,480	42,330	46,590	30,360	8,300	860	50	50	20	20	20	330,560	18.3		18.3	6-S-L-M.....	30	59,030	26,680	111,984	77,420	49,290	49,290	46,080	21,680	3,400	120	120	50	50	40	40	143,324	85.4		85.4	7-L-M.....	610	33,830	64,180	49,160	86,150	41,840	31,430	22,770	6,800	80	80	80	80	80	80	80	337,250	19.3		19.3	8-S-0-0.....	470	8,240	16,480	21,330	48,920	19,270	15,220	4,270	310	10	10	10	10	10	10	10	134,910	7.7		7.7	9-0-0.....	310	1,800	2,440	2,530	6,070	2,250	2,090	1,200	10	10	10	10	10	10	10	10	17,620	1.0		1.0	<b>Total</b>	1,750	90,000	155,970	130,490	366,284	234,700	155,340	139,880	74,170	16,650	1,850	220	220	110	60	20	1,367,894	76.2		76.2	<b>Spotted:</b>																					3-0-M.....	60	12,403	16,947	7,461	7,000	1,186	302	303	1,791	1,660	372	439	207	24	7	2	7,775	4		4	4-S-M.....	1,380	37,370	40,237	14,690	22,587	12,593	4,286	2,850	1,769	984	281	207	5	1	1	1	74,611	4.3		4.3	5-M.....	1,711	22,326	18,017	7,800	9,913	2,563	1,749	1,424	1,05	11	6	5	1	1	1	1	141,803	8.1		8.1	6-S-L-M.....	900	6,082	3,041	1,460	1,682	350	235	36	4	-	2	2	2	2	2	2	64,345	3.7		3.7	7-L-M.....	4,071	78,781	78,762	31,871	52,167	26,552	14,665	7,082	4,194	2,803	693	351	32	32	2	2	33,792	1.8		1.8	<b>Total</b>																		302,326	17.3		17.3	<b>Tinged:</b>																					3-0-M.....	-	-	24	13	-	-	-	2	-	-	-	-	-	-	-	-	-	-	-	4	4-S-M.....	140	145	33	10	-	-	14	-	-	-	-	-	-	-	-	-	-	-	-	54	5-M.....	62	153	21	11	-	-	-	-	-	-	-	-	-	-	-	-	-	-	-	371	6-S-L-M.....	-	-	20	10	-	-	-	-	-	-	-	-	-	-	-	-	-	-	-	257	7-L-M.....	-	-	-	-	-	-	-	-	-	-	-	-	-	-	-	-	-	-	-	230	<b>Total</b>	202	342	277	10	56	10	1	14	2	2	2	2	2	2	2	2	2	2	2	916	<b>Gray:</b>																					3-0-M.....	-	-	-	-	-	-	-	-	-	-	-	-	-	-	-	-	-	-	-	183	4-S-M.....	-	-	10	152	49	750	210	1,566	331	30	29	58	21	25	30	30	2,976	1.2		1.2	5-M.....	-	-	53	49	210	1,118	200	1,118	41	1	3	1	1	1	1	1	1,756	0.1		0.1	<b>Total</b>	-	-	63	201	960	2,587	541	2,587	66	49	157	80	56	56	56	56	5,095	0.3		0.3	<b>Below Grade:</b>	203	693	610	50	212	10	30	-	-	-	-	-	-	-	-	-	-	-	-	1,808	<b>All grades:</b>	6,226	170,109	295,991	163,363	422,048	261,915	171,156	149,488	88,304	53,847	19,065	5,675	1,699	250	49	1,749,435	100.0			100.0	<b>All grades:</b>	0.3	9.7	13.5	9.3	24.3	15.0	9.8	8.5	5.0	3.1	1.1	0.3	0.1	0.1	0.1	0.1	100.0			100.0																																																																																																																																																																																																																																																																																																						
6-S-L-M.....	30	59,030	26,680	111,984	77,420	49,290	49,290	46,080	21,680	3,400	120	120	50	50	40	40	143,324	85.4		85.4	7-L-M.....	610	33,830	64,180	49,160	86,150	41,840	31,430	22,770	6,800	80	80	80	80	80	80	80	337,250	19.3		19.3	8-S-0-0.....	470	8,240	16,480	21,330	48,920	19,270	15,220	4,270	310	10	10	10	10	10	10	10	134,910	7.7		7.7	9-0-0.....	310	1,800	2,440	2,530	6,070	2,250	2,090	1,200	10	10	10	10	10	10	10	10	17,620	1.0		1.0	<b>Total</b>	1,750	90,000	155,970	130,490	366,284	234,700	155,340	139,880	74,170	16,650	1,850	220	220	110	60	20	1,367,894	76.2		76.2	<b>Spotted:</b>																					3-0-M.....	60	12,403	16,947	7,461	7,000	1,186	302	303	1,791	1,660	372	439	207	24	7	2	7,775	4		4	4-S-M.....	1,380	37,370	40,237	14,690	22,587	12,593	4,286	2,850	1,769	984	281	207	5	1	1	1	74,611	4.3		4.3	5-M.....	1,711	22,326	18,017	7,800	9,913	2,563	1,749	1,424	1,05	11	6	5	1	1	1	1	141,803	8.1		8.1	6-S-L-M.....	900	6,082	3,041	1,460	1,682	350	235	36	4	-	2	2	2	2	2	2	64,345	3.7		3.7	7-L-M.....	4,071	78,781	78,762	31,871	52,167	26,552	14,665	7,082	4,194	2,803	693	351	32	32	2	2	33,792	1.8		1.8	<b>Total</b>																		302,326	17.3		17.3	<b>Tinged:</b>																					3-0-M.....	-	-	24	13	-	-	-	2	-	-	-	-	-	-	-	-	-	-	-	4	4-S-M.....	140	145	33	10	-	-	14	-	-	-	-	-	-	-	-	-	-	-	-	54	5-M.....	62	153	21	11	-	-	-	-	-	-	-	-	-	-	-	-	-	-	-	371	6-S-L-M.....	-	-	20	10	-	-	-	-	-	-	-	-	-	-	-	-	-	-	-	257	7-L-M.....	-	-	-	-	-	-	-	-	-	-	-	-	-	-	-	-	-	-	-	230	<b>Total</b>	202	342	277	10	56	10	1	14	2	2	2	2	2	2	2	2	2	2	2	916	<b>Gray:</b>																					3-0-M.....	-	-	-	-	-	-	-	-	-	-	-	-	-	-	-	-	-	-	-	183	4-S-M.....	-	-	10	152	49	750	210	1,566	331	30	29	58	21	25	30	30	2,976	1.2		1.2	5-M.....	-	-	53	49	210	1,118	200	1,118	41	1	3	1	1	1	1	1	1,756	0.1		0.1	<b>Total</b>	-	-	63	201	960	2,587	541	2,587	66	49	157	80	56	56	56	56	5,095	0.3		0.3	<b>Below Grade:</b>	203	693	610	50	212	10	30	-	-	-	-	-	-	-	-	-	-	-	-	1,808	<b>All grades:</b>	6,226	170,109	295,991	163,363	422,048	261,915	171,156	149,488	88,304	53,847	19,065	5,675	1,699	250	49	1,749,435	100.0			100.0	<b>All grades:</b>	0.3	9.7	13.5	9.3	24.3	15.0	9.8	8.5	5.0	3.1	1.1	0.3	0.1	0.1	0.1	0.1	100.0			100.0																																																																																																																																																																																																																																																																																																																											
7-L-M.....	610	33,830	64,180	49,160	86,150	41,840	31,430	22,770	6,800	80	80	80	80	80	80	80	337,250	19.3		19.3	8-S-0-0.....	470	8,240	16,480	21,330	48,920	19,270	15,220	4,270	310	10	10	10	10	10	10	10	134,910	7.7		7.7	9-0-0.....	310	1,800	2,440	2,530	6,070	2,250	2,090	1,200	10	10	10	10	10	10	10	10	17,620	1.0		1.0	<b>Total</b>	1,750	90,000	155,970	130,490	366,284	234,700	155,340	139,880	74,170	16,650	1,850	220	220	110	60	20	1,367,894	76.2		76.2	<b>Spotted:</b>																					3-0-M.....	60	12,403	16,947	7,461	7,000	1,186	302	303	1,791	1,660	372	439	207	24	7	2	7,775	4		4	4-S-M.....	1,380	37,370	40,237	14,690	22,587	12,593	4,286	2,850	1,769	984	281	207	5	1	1	1	74,611	4.3		4.3	5-M.....	1,711	22,326	18,017	7,800	9,913	2,563	1,749	1,424	1,05	11	6	5	1	1	1	1	141,803	8.1		8.1	6-S-L-M.....	900	6,082	3,041	1,460	1,682	350	235	36	4	-	2	2	2	2	2	2	64,345	3.7		3.7	7-L-M.....	4,071	78,781	78,762	31,871	52,167	26,552	14,665	7,082	4,194	2,803	693	351	32	32	2	2	33,792	1.8		1.8	<b>Total</b>																		302,326	17.3		17.3	<b>Tinged:</b>																					3-0-M.....	-	-	24	13	-	-	-	2	-	-	-	-	-	-	-	-	-	-	-	4	4-S-M.....	140	145	33	10	-	-	14	-	-	-	-	-	-	-	-	-	-	-	-	54	5-M.....	62	153	21	11	-	-	-	-	-	-	-	-	-	-	-	-	-	-	-	371	6-S-L-M.....	-	-	20	10	-	-	-	-	-	-	-	-	-	-	-	-	-	-	-	257	7-L-M.....	-	-	-	-	-	-	-	-	-	-	-	-	-	-	-	-	-	-	-	230	<b>Total</b>	202	342	277	10	56	10	1	14	2	2	2	2	2	2	2	2	2	2	2	916	<b>Gray:</b>																					3-0-M.....	-	-	-	-	-	-	-	-	-	-	-	-	-	-	-	-	-	-	-	183	4-S-M.....	-	-	10	152	49	750	210	1,566	331	30	29	58	21	25	30	30	2,976	1.2		1.2	5-M.....	-	-	53	49	210	1,118	200	1,118	41	1	3	1	1	1	1	1	1,756	0.1		0.1	<b>Total</b>	-	-	63	201	960	2,587	541	2,587	66	49	157	80	56	56	56	56	5,095	0.3		0.3	<b>Below Grade:</b>	203	693	610	50	212	10	30	-	-	-	-	-	-	-	-	-	-	-	-	1,808	<b>All grades:</b>	6,226	170,109	295,991	163,363	422,048	261,915	171,156	149,488	88,304	53,847	19,065	5,675	1,699	250	49	1,749,435	100.0			100.0	<b>All grades:</b>	0.3	9.7	13.5	9.3	24.3	15.0	9.8	8.5	5.0	3.1	1.1	0.3	0.1	0.1	0.1	0.1	100.0			100.0																																																																																																																																																																																																																																																																																																																																																
8-S-0-0.....	470	8,240	16,480	21,330	48,920	19,270	15,220	4,270	310	10	10	10	10	10	10	10	134,910	7.7		7.7	9-0-0.....	310	1,800	2,440	2,530	6,070	2,250	2,090	1,200	10	10	10	10	10	10	10	10	17,620	1.0		1.0	<b>Total</b>	1,750	90,000	155,970	130,490	366,284	234,700	155,340	139,880	74,170	16,650	1,850	220	220	110	60	20	1,367,894	76.2		76.2	<b>Spotted:</b>																					3-0-M.....	60	12,403	16,947	7,461	7,000	1,186	302	303	1,791	1,660	372	439	207	24	7	2	7,775	4		4	4-S-M.....	1,380	37,370	40,237	14,690	22,587	12,593	4,286	2,850	1,769	984	281	207	5	1	1	1	74,611	4.3		4.3	5-M.....	1,711	22,326	18,017	7,800	9,913	2,563	1,749	1,424	1,05	11	6	5	1	1	1	1	141,803	8.1		8.1	6-S-L-M.....	900	6,082	3,041	1,460	1,682	350	235	36	4	-	2	2	2	2	2	2	64,345	3.7		3.7	7-L-M.....	4,071	78,781	78,762	31,871	52,167	26,552	14,665	7,082	4,194	2,803	693	351	32	32	2	2	33,792	1.8		1.8	<b>Total</b>																		302,326	17.3		17.3	<b>Tinged:</b>																					3-0-M.....	-	-	24	13	-	-	-	2	-	-	-	-	-	-	-	-	-	-	-	4	4-S-M.....	140	145	33	10	-	-	14	-	-	-	-	-	-	-	-	-	-	-	-	54	5-M.....	62	153	21	11	-	-	-	-	-	-	-	-	-	-	-	-	-	-	-	371	6-S-L-M.....	-	-	20	10	-	-	-	-	-	-	-	-	-	-	-	-	-	-	-	257	7-L-M.....	-	-	-	-	-	-	-	-	-	-	-	-	-	-	-	-	-	-	-	230	<b>Total</b>	202	342	277	10	56	10	1	14	2	2	2	2	2	2	2	2	2	2	2	916	<b>Gray:</b>																					3-0-M.....	-	-	-	-	-	-	-	-	-	-	-	-	-	-	-	-	-	-	-	183	4-S-M.....	-	-	10	152	49	750	210	1,566	331	30	29	58	21	25	30	30	2,976	1.2		1.2	5-M.....	-	-	53	49	210	1,118	200	1,118	41	1	3	1	1	1	1	1	1,756	0.1		0.1	<b>Total</b>	-	-	63	201	960	2,587	541	2,587	66	49	157	80	56	56	56	56	5,095	0.3		0.3	<b>Below Grade:</b>	203	693	610	50	212	10	30	-	-	-	-	-	-	-	-	-	-	-	-	1,808	<b>All grades:</b>	6,226	170,109	295,991	163,363	422,048	261,915	171,156	149,488	88,304	53,847	19,065	5,675	1,699	250	49	1,749,435	100.0			100.0	<b>All grades:</b>	0.3	9.7	13.5	9.3	24.3	15.0	9.8	8.5	5.0	3.1	1.1	0.3	0.1	0.1	0.1	0.1	100.0			100.0																																																																																																																																																																																																																																																																																																																																																																					
9-0-0.....	310	1,800	2,440	2,530	6,070	2,250	2,090	1,200	10	10	10	10	10	10	10	10	17,620	1.0		1.0	<b>Total</b>	1,750	90,000	155,970	130,490	366,284	234,700	155,340	139,880	74,170	16,650	1,850	220	220	110	60	20	1,367,894	76.2		76.2	<b>Spotted:</b>																					3-0-M.....	60	12,403	16,947	7,461	7,000	1,186	302	303	1,791	1,660	372	439	207	24	7	2	7,775	4		4	4-S-M.....	1,380	37,370	40,237	14,690	22,587	12,593	4,286	2,850	1,769	984	281	207	5	1	1	1	74,611	4.3		4.3	5-M.....	1,711	22,326	18,017	7,800	9,913	2,563	1,749	1,424	1,05	11	6	5	1	1	1	1	141,803	8.1		8.1	6-S-L-M.....	900	6,082	3,041	1,460	1,682	350	235	36	4	-	2	2	2	2	2	2	64,345	3.7		3.7	7-L-M.....	4,071	78,781	78,762	31,871	52,167	26,552	14,665	7,082	4,194	2,803	693	351	32	32	2	2	33,792	1.8		1.8	<b>Total</b>																		302,326	17.3		17.3	<b>Tinged:</b>																					3-0-M.....	-	-	24	13	-	-	-	2	-	-	-	-	-	-	-	-	-	-	-	4	4-S-M.....	140	145	33	10	-	-	14	-	-	-	-	-	-	-	-	-	-	-	-	54	5-M.....	62	153	21	11	-	-	-	-	-	-	-	-	-	-	-	-	-	-	-	371	6-S-L-M.....	-	-	20	10	-	-	-	-	-	-	-	-	-	-	-	-	-	-	-	257	7-L-M.....	-	-	-	-	-	-	-	-	-	-	-	-	-	-	-	-	-	-	-	230	<b>Total</b>	202	342	277	10	56	10	1	14	2	2	2	2	2	2	2	2	2	2	2	916	<b>Gray:</b>																					3-0-M.....	-	-	-	-	-	-	-	-	-	-	-	-	-	-	-	-	-	-	-	183	4-S-M.....	-	-	10	152	49	750	210	1,566	331	30	29	58	21	25	30	30	2,976	1.2		1.2	5-M.....	-	-	53	49	210	1,118	200	1,118	41	1	3	1	1	1	1	1	1,756	0.1		0.1	<b>Total</b>	-	-	63	201	960	2,587	541	2,587	66	49	157	80	56	56	56	56	5,095	0.3		0.3	<b>Below Grade:</b>	203	693	610	50	212	10	30	-	-	-	-	-	-	-	-	-	-	-	-	1,808	<b>All grades:</b>	6,226	170,109	295,991	163,363	422,048	261,915	171,156	149,488	88,304	53,847	19,065	5,675	1,699	250	49	1,749,435	100.0			100.0	<b>All grades:</b>	0.3	9.7	13.5	9.3	24.3	15.0	9.8	8.5	5.0	3.1	1.1	0.3	0.1	0.1	0.1	0.1	100.0			100.0																																																																																																																																																																																																																																																																																																																																																																																										
<b>Total</b>	1,750	90,000	155,970	130,490	366,284	234,700	155,340	139,880	74,170	16,650	1,850	220	220	110	60	20	1,367,894	76.2		76.2	<b>Spotted:</b>																					3-0-M.....	60	12,403	16,947	7,461	7,000	1,186	302	303	1,791	1,660	372	439	207	24	7	2	7,775	4		4	4-S-M.....	1,380	37,370	40,237	14,690	22,587	12,593	4,286	2,850	1,769	984	281	207	5	1	1	1	74,611	4.3		4.3	5-M.....	1,711	22,326	18,017	7,800	9,913	2,563	1,749	1,424	1,05	11	6	5	1	1	1	1	141,803	8.1		8.1	6-S-L-M.....	900	6,082	3,041	1,460	1,682	350	235	36	4	-	2	2	2	2	2	2	64,345	3.7		3.7	7-L-M.....	4,071	78,781	78,762	31,871	52,167	26,552	14,665	7,082	4,194	2,803	693	351	32	32	2	2	33,792	1.8		1.8	<b>Total</b>																		302,326	17.3		17.3	<b>Tinged:</b>																					3-0-M.....	-	-	24	13	-	-	-	2	-	-	-	-	-	-	-	-	-	-	-	4	4-S-M.....	140	145	33	10	-	-	14	-	-	-	-	-	-	-	-	-	-	-	-	54	5-M.....	62	153	21	11	-	-	-	-	-	-	-	-	-	-	-	-	-	-	-	371	6-S-L-M.....	-	-	20	10	-	-	-	-	-	-	-	-	-	-	-	-	-	-	-	257	7-L-M.....	-	-	-	-	-	-	-	-	-	-	-	-	-	-	-	-	-	-	-	230	<b>Total</b>	202	342	277	10	56	10	1	14	2	2	2	2	2	2	2	2	2	2	2	916	<b>Gray:</b>																					3-0-M.....	-	-	-	-	-	-	-	-	-	-	-	-	-	-	-	-	-	-	-	183	4-S-M.....	-	-	10	152	49	750	210	1,566	331	30	29	58	21	25	30	30	2,976	1.2		1.2	5-M.....	-	-	53	49	210	1,118	200	1,118	41	1	3	1	1	1	1	1	1,756	0.1		0.1	<b>Total</b>	-	-	63	201	960	2,587	541	2,587	66	49	157	80	56	56	56	56	5,095	0.3		0.3	<b>Below Grade:</b>	203	693	610	50	212	10	30	-	-	-	-	-	-	-	-	-	-	-	-	1,808	<b>All grades:</b>	6,226	170,109	295,991	163,363	422,048	261,915	171,156	149,488	88,304	53,847	19,065	5,675	1,699	250	49	1,749,435	100.0			100.0	<b>All grades:</b>	0.3	9.7	13.5	9.3	24.3	15.0	9.8	8.5	5.0	3.1	1.1	0.3	0.1	0.1	0.1	0.1	100.0			100.0																																																																																																																																																																																																																																																																																																																																																																																																															
<b>Spotted:</b>																					3-0-M.....	60	12,403	16,947	7,461	7,000	1,186	302	303	1,791	1,660	372	439	207	24	7	2	7,775	4		4	4-S-M.....	1,380	37,370	40,237	14,690	22,587	12,593	4,286	2,850	1,769	984	281	207	5	1	1	1	74,611	4.3		4.3	5-M.....	1,711	22,326	18,017	7,800	9,913	2,563	1,749	1,424	1,05	11	6	5	1	1	1	1	141,803	8.1		8.1	6-S-L-M.....	900	6,082	3,041	1,460	1,682	350	235	36	4	-	2	2	2	2	2	2	64,345	3.7		3.7	7-L-M.....	4,071	78,781	78,762	31,871	52,167	26,552	14,665	7,082	4,194	2,803	693	351	32	32	2	2	33,792	1.8		1.8	<b>Total</b>																		302,326	17.3		17.3	<b>Tinged:</b>																					3-0-M.....	-	-	24	13	-	-	-	2	-	-	-	-	-	-	-	-	-	-	-	4	4-S-M.....	140	145	33	10	-	-	14	-	-	-	-	-	-	-	-	-	-	-	-	54	5-M.....	62	153	21	11	-	-	-	-	-	-	-	-	-	-	-	-	-	-	-	371	6-S-L-M.....	-	-	20	10	-	-	-	-	-	-	-	-	-	-	-	-	-	-	-	257	7-L-M.....	-	-	-	-	-	-	-	-	-	-	-	-	-	-	-	-	-	-	-	230	<b>Total</b>	202	342	277	10	56	10	1	14	2	2	2	2	2	2	2	2	2	2	2	916	<b>Gray:</b>																					3-0-M.....	-	-	-	-	-	-	-	-	-	-	-	-	-	-	-	-	-	-	-	183	4-S-M.....	-	-	10	152	49	750	210	1,566	331	30	29	58	21	25	30	30	2,976	1.2		1.2	5-M.....	-	-	53	49	210	1,118	200	1,118	41	1	3	1	1	1	1	1	1,756	0.1		0.1	<b>Total</b>	-	-	63	201	960	2,587	541	2,587	66	49	157	80	56	56	56	56	5,095	0.3		0.3	<b>Below Grade:</b>	203	693	610	50	212	10	30	-	-	-	-	-	-	-	-	-	-	-	-	1,808	<b>All grades:</b>	6,226	170,109	295,991	163,363	422,048	261,915	171,156	149,488	88,304	53,847	19,065	5,675	1,699	250	49	1,749,435	100.0			100.0	<b>All grades:</b>	0.3	9.7	13.5	9.3	24.3	15.0	9.8	8.5	5.0	3.1	1.1	0.3	0.1	0.1	0.1	0.1	100.0			100.0																																																																																																																																																																																																																																																																																																																																																																																																																																				
3-0-M.....	60	12,403	16,947	7,461	7,000	1,186	302	303	1,791	1,660	372	439	207	24	7	2	7,775	4		4	4-S-M.....	1,380	37,370	40,237	14,690	22,587	12,593	4,286	2,850	1,769	984	281	207	5	1	1	1	74,611	4.3		4.3	5-M.....	1,711	22,326	18,017	7,800	9,913	2,563	1,749	1,424	1,05	11	6	5	1	1	1	1	141,803	8.1		8.1	6-S-L-M.....	900	6,082	3,041	1,460	1,682	350	235	36	4	-	2	2	2	2	2	2	64,345	3.7		3.7	7-L-M.....	4,071	78,781	78,762	31,871	52,167	26,552	14,665	7,082	4,194	2,803	693	351	32	32	2	2	33,792	1.8		1.8	<b>Total</b>																		302,326	17.3		17.3	<b>Tinged:</b>																					3-0-M.....	-	-	24	13	-	-	-	2	-	-	-	-	-	-	-	-	-	-	-	4	4-S-M.....	140	145	33	10	-	-	14	-	-	-	-	-	-	-	-	-	-	-	-	54	5-M.....	62	153	21	11	-	-	-	-	-	-	-	-	-	-	-	-	-	-	-	371	6-S-L-M.....	-	-	20	10	-	-	-	-	-	-	-	-	-	-	-	-	-	-	-	257	7-L-M.....	-	-	-	-	-	-	-	-	-	-	-	-	-	-	-	-	-	-	-	230	<b>Total</b>	202	342	277	10	56	10	1	14	2	2	2	2	2	2	2	2	2	2	2	916	<b>Gray:</b>																					3-0-M.....	-	-	-	-	-	-	-	-	-	-	-	-	-	-	-	-	-	-	-	183	4-S-M.....	-	-	10	152	49	750	210	1,566	331	30	29	58	21	25	30	30	2,976	1.2		1.2	5-M.....	-	-	53	49	210	1,118	200	1,118	41	1	3	1	1	1	1	1	1,756	0.1		0.1	<b>Total</b>	-	-	63	201	960	2,587	541	2,587	66	49	157	80	56	56	56	56	5,095	0.3		0.3	<b>Below Grade:</b>	203	693	610	50	212	10	30	-	-	-	-	-	-	-	-	-	-	-	-	1,808	<b>All grades:</b>	6,226	170,109	295,991	163,363	422,048	261,915	171,156	149,488	88,304	53,847	19,065	5,675	1,699	250	49	1,749,435	100.0			100.0	<b>All grades:</b>	0.3	9.7	13.5	9.3	24.3	15.0	9.8	8.5	5.0	3.1	1.1	0.3	0.1	0.1	0.1	0.1	100.0			100.0																																																																																																																																																																																																																																																																																																																																																																																																																																																									
4-S-M.....	1,380	37,370	40,237	14,690	22,587	12,593	4,286	2,850	1,769	984	281	207	5	1	1	1	74,611	4.3		4.3	5-M.....	1,711	22,326	18,017	7,800	9,913	2,563	1,749	1,424	1,05	11	6	5	1	1	1	1	141,803	8.1		8.1	6-S-L-M.....	900	6,082	3,041	1,460	1,682	350	235	36	4	-	2	2	2	2	2	2	64,345	3.7		3.7	7-L-M.....	4,071	78,781	78,762	31,871	52,167	26,552	14,665	7,082	4,194	2,803	693	351	32	32	2	2	33,792	1.8		1.8	<b>Total</b>																		302,326	17.3		17.3	<b>Tinged:</b>																					3-0-M.....	-	-	24	13	-	-	-	2	-	-	-	-	-	-	-	-	-	-	-	4	4-S-M.....	140	145	33	10	-	-	14	-	-	-	-	-	-	-	-	-	-	-	-	54	5-M.....	62	153	21	11	-	-	-	-	-	-	-	-	-	-	-	-	-	-	-	371	6-S-L-M.....	-	-	20	10	-	-	-	-	-	-	-	-	-	-	-	-	-	-	-	257	7-L-M.....	-	-	-	-	-	-	-	-	-	-	-	-	-	-	-	-	-	-	-	230	<b>Total</b>	202	342	277	10	56	10	1	14	2	2	2	2	2	2	2	2	2	2	2	916	<b>Gray:</b>																					3-0-M.....	-	-	-	-	-	-	-	-	-	-	-	-	-	-	-	-	-	-	-	183	4-S-M.....	-	-	10	152	49	750	210	1,566	331	30	29	58	21	25	30	30	2,976	1.2		1.2	5-M.....	-	-	53	49	210	1,118	200	1,118	41	1	3	1	1	1	1	1	1,756	0.1		0.1	<b>Total</b>	-	-	63	201	960	2,587	541	2,587	66	49	157	80	56	56	56	56	5,095	0.3		0.3	<b>Below Grade:</b>	203	693	610	50	212	10	30	-	-	-	-	-	-	-	-	-	-	-	-	1,808	<b>All grades:</b>	6,226	170,109	295,991	163,363	422,048	261,915	171,156	149,488	88,304	53,847	19,065	5,675	1,699	250	49	1,749,435	100.0			100.0	<b>All grades:</b>	0.3	9.7	13.5	9.3	24.3	15.0	9.8	8.5	5.0	3.1	1.1	0.3	0.1	0.1	0.1	0.1	100.0			100.0																																																																																																																																																																																																																																																																																																																																																																																																																																																																														
5-M.....	1,711	22,326	18,017	7,800	9,913	2,563	1,749	1,424	1,05	11	6	5	1	1	1	1	141,803	8.1		8.1	6-S-L-M.....	900	6,082	3,041	1,460	1,682	350	235	36	4	-	2	2	2	2	2	2	64,345	3.7		3.7	7-L-M.....	4,071	78,781	78,762	31,871	52,167	26,552	14,665	7,082	4,194	2,803	693	351	32	32	2	2	33,792	1.8		1.8	<b>Total</b>																		302,326	17.3		17.3	<b>Tinged:</b>																					3-0-M.....	-	-	24	13	-	-	-	2	-	-	-	-	-	-	-	-	-	-	-	4	4-S-M.....	140	145	33	10	-	-	14	-	-	-	-	-	-	-	-	-	-	-	-	54	5-M.....	62	153	21	11	-	-	-	-	-	-	-	-	-	-	-	-	-	-	-	371	6-S-L-M.....	-	-	20	10	-	-	-	-	-	-	-	-	-	-	-	-	-	-	-	257	7-L-M.....	-	-	-	-	-	-	-	-	-	-	-	-	-	-	-	-	-	-	-	230	<b>Total</b>	202	342	277	10	56	10	1	14	2	2	2	2	2	2	2	2	2	2	2	916	<b>Gray:</b>																					3-0-M.....	-	-	-	-	-	-	-	-	-	-	-	-	-	-	-	-	-	-	-	183	4-S-M.....	-	-	10	152	49	750	210	1,566	331	30	29	58	21	25	30	30	2,976	1.2		1.2	5-M.....	-	-	53	49	210	1,118	200	1,118	41	1	3	1	1	1	1	1	1,756	0.1		0.1	<b>Total</b>	-	-	63	201	960	2,587	541	2,587	66	49	157	80	56	56	56	56	5,095	0.3		0.3	<b>Below Grade:</b>	203	693	610	50	212	10	30	-	-	-	-	-	-	-	-	-	-	-	-	1,808	<b>All grades:</b>	6,226	170,109	295,991	163,363	422,048	261,915	171,156	149,488	88,304	53,847	19,065	5,675	1,699	250	49	1,749,435	100.0			100.0	<b>All grades:</b>	0.3	9.7	13.5	9.3	24.3	15.0	9.8	8.5	5.0	3.1	1.1	0.3	0.1	0.1	0.1	0.1	100.0			100.0																																																																																																																																																																																																																																																																																																																																																																																																																																																																																																			
6-S-L-M.....	900	6,082	3,041	1,460	1,682	350	235	36	4	-	2	2	2	2	2	2	64,345	3.7		3.7	7-L-M.....	4,071	78,781	78,762	31,871	52,167	26,552	14,665	7,082	4,194	2,803	693	351	32	32	2	2	33,792	1.8		1.8	<b>Total</b>																		302,326	17.3		17.3	<b>Tinged:</b>																					3-0-M.....	-	-	24	13	-	-	-	2	-	-	-	-	-	-	-	-	-	-	-	4	4-S-M.....	140	145	33	10	-	-	14	-	-	-	-	-	-	-	-	-	-	-	-	54	5-M.....	62	153	21	11	-	-	-	-	-	-	-	-	-	-	-	-	-	-	-	371	6-S-L-M.....	-	-	20	10	-	-	-	-	-	-	-	-	-	-	-	-	-	-	-	257	7-L-M.....	-	-	-	-	-	-	-	-	-	-	-	-	-	-	-	-	-	-	-	230	<b>Total</b>	202	342	277	10	56	10	1	14	2	2	2	2	2	2	2	2	2	2	2	916	<b>Gray:</b>																					3-0-M.....	-	-	-	-	-	-	-	-	-	-	-	-	-	-	-	-	-	-	-	183	4-S-M.....	-	-	10	152	49	750	210	1,566	331	30	29	58	21	25	30	30	2,976	1.2		1.2	5-M.....	-	-	53	49	210	1,118	200	1,118	41	1	3	1	1	1	1	1	1,756	0.1		0.1	<b>Total</b>	-	-	63	201	960	2,587	541	2,587	66	49	157	80	56	56	56	56	5,095	0.3		0.3	<b>Below Grade:</b>	203	693	610	50	212	10	30	-	-	-	-	-	-	-	-	-	-	-	-	1,808	<b>All grades:</b>	6,226	170,109	295,991	163,363	422,048	261,915	171,156	149,488	88,304	53,847	19,065	5,675	1,699	250	49	1,749,435	100.0			100.0	<b>All grades:</b>	0.3	9.7	13.5	9.3	24.3	15.0	9.8	8.5	5.0	3.1	1.1	0.3	0.1	0.1	0.1	0.1	100.0			100.0																																																																																																																																																																																																																																																																																																																																																																																																																																																																																																																								
7-L-M.....	4,071	78,781	78,762	31,871	52,167	26,552	14,665	7,082	4,194	2,803	693	351	32	32	2	2	33,792	1.8		1.8	<b>Total</b>																		302,326	17.3		17.3	<b>Tinged:</b>																					3-0-M.....	-	-	24	13	-	-	-	2	-	-	-	-	-	-	-	-	-	-	-	4	4-S-M.....	140	145	33	10	-	-	14	-	-	-	-	-	-	-	-	-	-	-	-	54	5-M.....	62	153	21	11	-	-	-	-	-	-	-	-	-	-	-	-	-	-	-	371	6-S-L-M.....	-	-	20	10	-	-	-	-	-	-	-	-	-	-	-	-	-	-	-	257	7-L-M.....	-	-	-	-	-	-	-	-	-	-	-	-	-	-	-	-	-	-	-	230	<b>Total</b>	202	342	277	10	56	10	1	14	2	2	2	2	2	2	2	2	2	2	2	916	<b>Gray:</b>																					3-0-M.....	-	-	-	-	-	-	-	-	-	-	-	-	-	-	-	-	-	-	-	183	4-S-M.....	-	-	10	152	49	750	210	1,566	331	30	29	58	21	25	30	30	2,976	1.2		1.2	5-M.....	-	-	53	49	210	1,118	200	1,118	41	1	3	1	1	1	1	1	1,756	0.1		0.1	<b>Total</b>	-	-	63	201	960	2,587	541	2,587	66	49	157	80	56	56	56	56	5,095	0.3		0.3	<b>Below Grade:</b>	203	693	610	50	212	10	30	-	-	-	-	-	-	-	-	-	-	-	-	1,808	<b>All grades:</b>	6,226	170,109	295,991	163,363	422,048	261,915	171,156	149,488	88,304	53,847	19,065	5,675	1,699	250	49	1,749,435	100.0			100.0	<b>All grades:</b>	0.3	9.7	13.5	9.3	24.3	15.0	9.8	8.5	5.0	3.1	1.1	0.3	0.1	0.1	0.1	0.1	100.0			100.0																																																																																																																																																																																																																																																																																																																																																																																																																																																																																																																																													
<b>Total</b>																		302,326	17.3		17.3	<b>Tinged:</b>																					3-0-M.....	-	-	24	13	-	-	-	2	-	-	-	-	-	-	-	-	-	-	-	4	4-S-M.....	140	145	33	10	-	-	14	-	-	-	-	-	-	-	-	-	-	-	-	54	5-M.....	62	153	21	11	-	-	-	-	-	-	-	-	-	-	-	-	-	-	-	371	6-S-L-M.....	-	-	20	10	-	-	-	-	-	-	-	-	-	-	-	-	-	-	-	257	7-L-M.....	-	-	-	-	-	-	-	-	-	-	-	-	-	-	-	-	-	-	-	230	<b>Total</b>	202	342	277	10	56	10	1	14	2	2	2	2	2	2	2	2	2	2	2	916	<b>Gray:</b>																					3-0-M.....	-	-	-	-	-	-	-	-	-	-	-	-	-	-	-	-	-	-	-	183	4-S-M.....	-	-	10	152	49	750	210	1,566	331	30	29	58	21	25	30	30	2,976	1.2		1.2	5-M.....	-	-	53	49	210	1,118	200	1,118	41	1	3	1	1	1	1	1	1,756	0.1		0.1	<b>Total</b>	-	-	63	201	960	2,587	541	2,587	66	49	157	80	56	56	56	56	5,095	0.3		0.3	<b>Below Grade:</b>	203	693	610	50	212	10	30	-	-	-	-	-	-	-	-	-	-	-	-	1,808	<b>All grades:</b>	6,226	170,109	295,991	163,363	422,048	261,915	171,156	149,488	88,304	53,847	19,065	5,675	1,699	250	49	1,749,435	100.0			100.0	<b>All grades:</b>	0.3	9.7	13.5	9.3	24.3	15.0	9.8	8.5	5.0	3.1	1.1	0.3	0.1	0.1	0.1	0.1	100.0			100.0																																																																																																																																																																																																																																																																																																																																																																																																																																																																																																																																																																		
<b>Tinged:</b>																					3-0-M.....	-	-	24	13	-	-	-	2	-	-	-	-	-	-	-	-	-	-	-	4	4-S-M.....	140	145	33	10	-	-	14	-	-	-	-	-	-	-	-	-	-	-	-	54	5-M.....	62	153	21	11	-	-	-	-	-	-	-	-	-	-	-	-	-	-	-	371	6-S-L-M.....	-	-	20	10	-	-	-	-	-	-	-	-	-	-	-	-	-	-	-	257	7-L-M.....	-	-	-	-	-	-	-	-	-	-	-	-	-	-	-	-	-	-	-	230	<b>Total</b>	202	342	277	10	56	10	1	14	2	2	2	2	2	2	2	2	2	2	2	916	<b>Gray:</b>																					3-0-M.....	-	-	-	-	-	-	-	-	-	-	-	-	-	-	-	-	-	-	-	183	4-S-M.....	-	-	10	152	49	750	210	1,566	331	30	29	58	21	25	30	30	2,976	1.2		1.2	5-M.....	-	-	53	49	210	1,118	200	1,118	41	1	3	1	1	1	1	1	1,756	0.1		0.1	<b>Total</b>	-	-	63	201	960	2,587	541	2,587	66	49	157	80	56	56	56	56	5,095	0.3		0.3	<b>Below Grade:</b>	203	693	610	50	212	10	30	-	-	-	-	-	-	-	-	-	-	-	-	1,808	<b>All grades:</b>	6,226	170,109	295,991	163,363	422,048	261,915	171,156	149,488	88,304	53,847	19,065	5,675	1,699	250	49	1,749,435	100.0			100.0	<b>All grades:</b>	0.3	9.7	13.5	9.3	24.3	15.0	9.8	8.5	5.0	3.1	1.1	0.3	0.1	0.1	0.1	0.1	100.0			100.0																																																																																																																																																																																																																																																																																																																																																																																																																																																																																																																																																																																								
3-0-M.....	-	-	24	13	-	-	-	2	-	-	-	-	-	-	-	-	-	-	-	4	4-S-M.....	140	145	33	10	-	-	14	-	-	-	-	-	-	-	-	-	-	-	-	54	5-M.....	62	153	21	11	-	-	-	-	-	-	-	-	-	-	-	-	-	-	-	371	6-S-L-M.....	-	-	20	10	-	-	-	-	-	-	-	-	-	-	-	-	-	-	-	257	7-L-M.....	-	-	-	-	-	-	-	-	-	-	-	-	-	-	-	-	-	-	-	230	<b>Total</b>	202	342	277	10	56	10	1	14	2	2	2	2	2	2	2	2	2	2	2	916	<b>Gray:</b>																					3-0-M.....	-	-	-	-	-	-	-	-	-	-	-	-	-	-	-	-	-	-	-	183	4-S-M.....	-	-	10	152	49	750	210	1,566	331	30	29	58	21	25	30	30	2,976	1.2		1.2	5-M.....	-	-	53	49	210	1,118	200	1,118	41	1	3	1	1	1	1	1	1,756	0.1		0.1	<b>Total</b>	-	-	63	201	960	2,587	541	2,587	66	49	157	80	56	56	56	56	5,095	0.3		0.3	<b>Below Grade:</b>	203	693	610	50	212	10	30	-	-	-	-	-	-	-	-	-	-	-	-	1,808	<b>All grades:</b>	6,226	170,109	295,991	163,363	422,048	261,915	171,156	149,488	88,304	53,847	19,065	5,675	1,699	250	49	1,749,435	100.0			100.0	<b>All grades:</b>	0.3	9.7	13.5	9.3	24.3	15.0	9.8	8.5	5.0	3.1	1.1	0.3	0.1	0.1	0.1	0.1	100.0			100.0																																																																																																																																																																																																																																																																																																																																																																																																																																																																																																																																																																																																													
4-S-M.....	140	145	33	10	-	-	14	-	-	-	-	-	-	-	-	-	-	-	-	54	5-M.....	62	153	21	11	-	-	-	-	-	-	-	-	-	-	-	-	-	-	-	371	6-S-L-M.....	-	-	20	10	-	-	-	-	-	-	-	-	-	-	-	-	-	-	-	257	7-L-M.....	-	-	-	-	-	-	-	-	-	-	-	-	-	-	-	-	-	-	-	230	<b>Total</b>	202	342	277	10	56	10	1	14	2	2	2	2	2	2	2	2	2	2	2	916	<b>Gray:</b>																					3-0-M.....	-	-	-	-	-	-	-	-	-	-	-	-	-	-	-	-	-	-	-	183	4-S-M.....	-	-	10	152	49	750	210	1,566	331	30	29	58	21	25	30	30	2,976	1.2		1.2	5-M.....	-	-	53	49	210	1,118	200	1,118	41	1	3	1	1	1	1	1	1,756	0.1		0.1	<b>Total</b>	-	-	63	201	960	2,587	541	2,587	66	49	157	80	56	56	56	56	5,095	0.3		0.3	<b>Below Grade:</b>	203	693	610	50	212	10	30	-	-	-	-	-	-	-	-	-	-	-	-	1,808	<b>All grades:</b>	6,226	170,109	295,991	163,363	422,048	261,915	171,156	149,488	88,304	53,847	19,065	5,675	1,699	250	49	1,749,435	100.0			100.0	<b>All grades:</b>	0.3	9.7	13.5	9.3	24.3	15.0	9.8	8.5	5.0	3.1	1.1	0.3	0.1	0.1	0.1	0.1	100.0			100.0																																																																																																																																																																																																																																																																																																																																																																																																																																																																																																																																																																																																																																		
5-M.....	62	153	21	11	-	-	-	-	-	-	-	-	-	-	-	-	-	-	-	371	6-S-L-M.....	-	-	20	10	-	-	-	-	-	-	-	-	-	-	-	-	-	-	-	257	7-L-M.....	-	-	-	-	-	-	-	-	-	-	-	-	-	-	-	-	-	-	-	230	<b>Total</b>	202	342	277	10	56	10	1	14	2	2	2	2	2	2	2	2	2	2	2	916	<b>Gray:</b>																					3-0-M.....	-	-	-	-	-	-	-	-	-	-	-	-	-	-	-	-	-	-	-	183	4-S-M.....	-	-	10	152	49	750	210	1,566	331	30	29	58	21	25	30	30	2,976	1.2		1.2	5-M.....	-	-	53	49	210	1,118	200	1,118	41	1	3	1	1	1	1	1	1,756	0.1		0.1	<b>Total</b>	-	-	63	201	960	2,587	541	2,587	66	49	157	80	56	56	56	56	5,095	0.3		0.3	<b>Below Grade:</b>	203	693	610	50	212	10	30	-	-	-	-	-	-	-	-	-	-	-	-	1,808	<b>All grades:</b>	6,226	170,109	295,991	163,363	422,048	261,915	171,156	149,488	88,304	53,847	19,065	5,675	1,699	250	49	1,749,435	100.0			100.0	<b>All grades:</b>	0.3	9.7	13.5	9.3	24.3	15.0	9.8	8.5	5.0	3.1	1.1	0.3	0.1	0.1	0.1	0.1	100.0			100.0																																																																																																																																																																																																																																																																																																																																																																																																																																																																																																																																																																																																																																																							
6-S-L-M.....	-	-	20	10	-	-	-	-	-	-	-	-	-	-	-	-	-	-	-	257	7-L-M.....	-	-	-	-	-	-	-	-	-	-	-	-	-	-	-	-	-	-	-	230	<b>Total</b>	202	342	277	10	56	10	1	14	2	2	2	2	2	2	2	2	2	2	2	916	<b>Gray:</b>																					3-0-M.....	-	-	-	-	-	-	-	-	-	-	-	-	-	-	-	-	-	-	-	183	4-S-M.....	-	-	10	152	49	750	210	1,566	331	30	29	58	21	25	30	30	2,976	1.2		1.2	5-M.....	-	-	53	49	210	1,118	200	1,118	41	1	3	1	1	1	1	1	1,756	0.1		0.1	<b>Total</b>	-	-	63	201	960	2,587	541	2,587	66	49	157	80	56	56	56	56	5,095	0.3		0.3	<b>Below Grade:</b>	203	693	610	50	212	10	30	-	-	-	-	-	-	-	-	-	-	-	-	1,808	<b>All grades:</b>	6,226	170,109	295,991	163,363	422,048	261,915	171,156	149,488	88,304	53,847	19,065	5,675	1,699	250	49	1,749,435	100.0			100.0	<b>All grades:</b>	0.3	9.7	13.5	9.3	24.3	15.0	9.8	8.5	5.0	3.1	1.1	0.3	0.1	0.1	0.1	0.1	100.0			100.0																																																																																																																																																																																																																																																																																																																																																																																																																																																																																																																																																																																																																																																																												
7-L-M.....	-	-	-	-	-	-	-	-	-	-	-	-	-	-	-	-	-	-	-	230	<b>Total</b>	202	342	277	10	56	10	1	14	2	2	2	2	2	2	2	2	2	2	2	916	<b>Gray:</b>																					3-0-M.....	-	-	-	-	-	-	-	-	-	-	-	-	-	-	-	-	-	-	-	183	4-S-M.....	-	-	10	152	49	750	210	1,566	331	30	29	58	21	25	30	30	2,976	1.2		1.2	5-M.....	-	-	53	49	210	1,118	200	1,118	41	1	3	1	1	1	1	1	1,756	0.1		0.1	<b>Total</b>	-	-	63	201	960	2,587	541	2,587	66	49	157	80	56	56	56	56	5,095	0.3		0.3	<b>Below Grade:</b>	203	693	610	50	212	10	30	-	-	-	-	-	-	-	-	-	-	-	-	1,808	<b>All grades:</b>	6,226	170,109	295,991	163,363	422,048	261,915	171,156	149,488	88,304	53,847	19,065	5,675	1,699	250	49	1,749,435	100.0			100.0	<b>All grades:</b>	0.3	9.7	13.5	9.3	24.3	15.0	9.8	8.5	5.0	3.1	1.1	0.3	0.1	0.1	0.1	0.1	100.0			100.0																																																																																																																																																																																																																																																																																																																																																																																																																																																																																																																																																																																																																																																																																																	
<b>Total</b>	202	342	277	10	56	10	1	14	2	2	2	2	2	2	2	2	2	2	2	916	<b>Gray:</b>																					3-0-M.....	-	-	-	-	-	-	-	-	-	-	-	-	-	-	-	-	-	-	-	183	4-S-M.....	-	-	10	152	49	750	210	1,566	331	30	29	58	21	25	30	30	2,976	1.2		1.2	5-M.....	-	-	53	49	210	1,118	200	1,118	41	1	3	1	1	1	1	1	1,756	0.1		0.1	<b>Total</b>	-	-	63	201	960	2,587	541	2,587	66	49	157	80	56	56	56	56	5,095	0.3		0.3	<b>Below Grade:</b>	203	693	610	50	212	10	30	-	-	-	-	-	-	-	-	-	-	-	-	1,808	<b>All grades:</b>	6,226	170,109	295,991	163,363	422,048	261,915	171,156	149,488	88,304	53,847	19,065	5,675	1,699	250	49	1,749,435	100.0			100.0	<b>All grades:</b>	0.3	9.7	13.5	9.3	24.3	15.0	9.8	8.5	5.0	3.1	1.1	0.3	0.1	0.1	0.1	0.1	100.0			100.0																																																																																																																																																																																																																																																																																																																																																																																																																																																																																																																																																																																																																																																																																																																						
<b>Gray:</b>																					3-0-M.....	-	-	-	-	-	-	-	-	-	-	-	-	-	-	-	-	-	-	-	183	4-S-M.....	-	-	10	152	49	750	210	1,566	331	30	29	58	21	25	30	30	2,976	1.2		1.2	5-M.....	-	-	53	49	210	1,118	200	1,118	41	1	3	1	1	1	1	1	1,756	0.1		0.1	<b>Total</b>	-	-	63	201	960	2,587	541	2,587	66	49	157	80	56	56	56	56	5,095	0.3		0.3	<b>Below Grade:</b>	203	693	610	50	212	10	30	-	-	-	-	-	-	-	-	-	-	-	-	1,808	<b>All grades:</b>	6,226	170,109	295,991	163,363	422,048	261,915	171,156	149,488	88,304	53,847	19,065	5,675	1,699	250	49	1,749,435	100.0			100.0	<b>All grades:</b>	0.3	9.7	13.5	9.3	24.3	15.0	9.8	8.5	5.0	3.1	1.1	0.3	0.1	0.1	0.1	0.1	100.0			100.0																																																																																																																																																																																																																																																																																																																																																																																																																																																																																																																																																																																																																																																																																																																																											
3-0-M.....	-	-	-	-	-	-	-	-	-	-	-	-	-	-	-	-	-	-	-	183	4-S-M.....	-	-	10	152	49	750	210	1,566	331	30	29	58	21	25	30	30	2,976	1.2		1.2	5-M.....	-	-	53	49	210	1,118	200	1,118	41	1	3	1	1	1	1	1	1,756	0.1		0.1	<b>Total</b>	-	-	63	201	960	2,587	541	2,587	66	49	157	80	56	56	56	56	5,095	0.3		0.3	<b>Below Grade:</b>	203	693	610	50	212	10	30	-	-	-	-	-	-	-	-	-	-	-	-	1,808	<b>All grades:</b>	6,226	170,109	295,991	163,363	422,048	261,915	171,156	149,488	88,304	53,847	19,065	5,675	1,699	250	49	1,749,435	100.0			100.0	<b>All grades:</b>	0.3	9.7	13.5	9.3	24.3	15.0	9.8	8.5	5.0	3.1	1.1	0.3	0.1	0.1	0.1	0.1	100.0			100.0																																																																																																																																																																																																																																																																																																																																																																																																																																																																																																																																																																																																																																																																																																																																																																
4-S-M.....	-	-	10	152	49	750	210	1,566	331	30	29	58	21	25	30	30	2,976	1.2		1.2	5-M.....	-	-	53	49	210	1,118	200	1,118	41	1	3	1	1	1	1	1	1,756	0.1		0.1	<b>Total</b>	-	-	63	201	960	2,587	541	2,587	66	49	157	80	56	56	56	56	5,095	0.3		0.3	<b>Below Grade:</b>	203	693	610	50	212	10	30	-	-	-	-	-	-	-	-	-	-	-	-	1,808	<b>All grades:</b>	6,226	170,109	295,991	163,363	422,048	261,915	171,156	149,488	88,304	53,847	19,065	5,675	1,699	250	49	1,749,435	100.0			100.0	<b>All grades:</b>	0.3	9.7	13.5	9.3	24.3	15.0	9.8	8.5	5.0	3.1	1.1	0.3	0.1	0.1	0.1	0.1	100.0			100.0																																																																																																																																																																																																																																																																																																																																																																																																																																																																																																																																																																																																																																																																																																																																																																																					
5-M.....	-	-	53	49	210	1,118	200	1,118	41	1	3	1	1	1	1	1	1,756	0.1		0.1	<b>Total</b>	-	-	63	201	960	2,587	541	2,587	66	49	157	80	56	56	56	56	5,095	0.3		0.3	<b>Below Grade:</b>	203	693	610	50	212	10	30	-	-	-	-	-	-	-	-	-	-	-	-	1,808	<b>All grades:</b>	6,226	170,109	295,991	163,363	422,048	261,915	171,156	149,488	88,304	53,847	19,065	5,675	1,699	250	49	1,749,435	100.0			100.0	<b>All grades:</b>	0.3	9.7	13.5	9.3	24.3	15.0	9.8	8.5	5.0	3.1	1.1	0.3	0.1	0.1	0.1	0.1	100.0			100.0																																																																																																																																																																																																																																																																																																																																																																																																																																																																																																																																																																																																																																																																																																																																																																																																										
<b>Total</b>	-	-	63	201	960	2,587	541	2,587	66	49	157	80	56	56	56	56	5,095	0.3		0.3	<b>Below Grade:</b>	203	693	610	50	212	10	30	-	-	-	-	-	-	-	-	-	-	-	-	1,808	<b>All grades:</b>	6,226	170,109	295,991	163,363	422,048	261,915	171,156	149,488	88,304	53,847	19,065	5,675	1,699	250	49	1,749,435	100.0			100.0	<b>All grades:</b>	0.3	9.7	13.5	9.3	24.3	15.0	9.8	8.5	5.0	3.1	1.1	0.3	0.1	0.1	0.1	0.1	100.0			100.0																																																																																																																																																																																																																																																																																																																																																																																																																																																																																																																																																																																																																																																																																																																																																																																																																															
<b>Below Grade:</b>	203	693	610	50	212	10	30	-	-	-	-	-	-	-	-	-	-	-	-	1,808	<b>All grades:</b>	6,226	170,109	295,991	163,363	422,048	261,915	171,156	149,488	88,304	53,847	19,065	5,675	1,699	250	49	1,749,435	100.0			100.0	<b>All grades:</b>	0.3	9.7	13.5	9.3	24.3	15.0	9.8	8.5	5.0	3.1	1.1	0.3	0.1	0.1	0.1	0.1	100.0			100.0																																																																																																																																																																																																																																																																																																																																																																																																																																																																																																																																																																																																																																																																																																																																																																																																																																																				
<b>All grades:</b>	6,226	170,109	295,991	163,363	422,048	261,915	171,156	149,488	88,304	53,847	19,065	5,675	1,699	250	49	1,749,435	100.0			100.0	<b>All grades:</b>	0.3	9.7	13.5	9.3	24.3	15.0	9.8	8.5	5.0	3.1	1.1	0.3	0.1	0.1	0.1	0.1	100.0			100.0																																																																																																																																																																																																																																																																																																																																																																																																																																																																																																																																																																																																																																																																																																																																																																																																																																																																									
<b>All grades:</b>	0.3	9.7	13.5	9.3	24.3	15.0	9.8	8.5	5.0	3.1	1.1	0.3	0.1	0.1	0.1	0.1	100.0			100.0																																																																																																																																																																																																																																																																																																																																																																																																																																																																																																																																																																																																																																																																																																																																																																																																																																																																																														

1/ As reported by the Bureau of the Census, running bales, lintners excluded.  
 \* Less than 0.05 percent.  
 Percentage rough preparation ..... 1.6  
 Grade index..... 92.1  
 Average staple length..... 30.3

Table 23.—Grade and staple length of upland cotton ginned in Virginia, 1945-46

Grade	13/15 inch and shorter		7/8 inch		29/32 inch		15/16 inch		1-1/32 inch		1-1/16 inch		1-1/8 inch		1-5/32 inch		1-3/16 inch		1-7/32 inch		1-1/4 inch and longer		All lengths
	Bales	Percent	Bales	Percent	Bales	Percent	Bales	Percent	Bales	Percent	Bales	Percent	Bales	Percent	Bales	Percent	Bales	Percent	Bales	Percent	Bales	Percent	
White:																							
1-S.P.	-	-	-	-	-	-	-	-	-	-	-	-	-	-	-	-	-	-	-	-	-	-	-
2-S.C.B.	-	-	-	-	-	-	-	-	-	-	-	-	-	-	-	-	-	-	-	-	-	-	-
3-G.M.	-	-	-	-	-	-	-	-	-	-	-	-	-	-	-	-	-	-	-	-	-	-	-
4-G.M.	-	-	-	-	-	-	-	-	-	-	-	-	-	-	-	-	-	-	-	-	-	-	-
5-M.	-	-	130	1.48	125	1.48	148	1.22	35	0.35	102	0.66	66	0.66	560	4.0	10,375	73.7	2,662	17.5	73	0.5	
6-S.L.M.	-	-	388	1.434	2,952	3.195	359	1.878	31	0.31	-	-	-	-	-	-	-	-	-	-	-	-	
7-L.M.	-	-	22	0.770	48	0.532	31	0.31	-	-	-	-	-	-	-	-	-	-	-	-	-	-	
8-S.C.C.	-	-	-	-	-	-	-	-	-	-	-	-	-	-	-	-	-	-	-	-	-	-	
9-2.C.	-	-	-	-	-	-	-	-	-	-	-	-	-	-	-	-	-	-	-	-	-	-	
Total	-	-	410	2,382	4,009	3,907	2,179	425	102	66	13,480	95.8	-	-	-	-	-	-	-	-	-	-	
Spotted:																							
3-G.M.	-	-	-	-	-	-	-	-	-	-	-	-	-	-	-	-	-	-	-	-	-	-	-
4-S.H.	-	-	34	0.34	31	0.31	125	1.25	-	-	-	-	-	-	-	-	-	-	-	-	-	-	
5-M.	-	-	-	-	20	0.20	-	-	-	-	-	-	-	-	-	-	-	-	-	-	-	-	
6-S.L.M.	-	-	-	-	33	0.33	-	-	-	-	-	-	-	-	-	-	-	-	-	-	-	-	
7-L.M.	-	-	-	-	-	-	-	-	-	-	-	-	-	-	-	-	-	-	-	-	-	-	
Total	-	-	34	0.34	77	0.77	125	1.25	-	-	-	-	-	-	-	-	-	-	-	-	-	-	
Bales grade	-	-	11	0.11	-	-	-	-	-	-	-	-	-	-	-	-	-	-	-	-	-	-	
All grades	-	-	455	2,453	4,376	4,032	2,179	425	102	66	14,074	100.0	-	-	-	-	-	-	-	-	-	-	
All grades	-	-	3.2	17.5	31.0	28.6	15.5	3.0	0.7	0.5	100.0	-	-	-	-	-	-	-	-	-	-	-	

1/ As reported by the Bureau of the Census, running bales, lintere excluded.

2/ Less than 0.05 percent.

Percent rough preparation .... 12.8  
Grade index ..... 92.5  
Average staple length..... 32.5

Table 29.-- Grade and staple length of upland cotton ginned, during specified periods, by States, 1945-46

Grade and staple length	ALABAMA						ARIZONA					
	Prior to Sept. 1	September	October	November	After Nov. 30	Total Crop	Prior to Sept. 1	September	October	November	After Nov. 30	Total Crop
Grade	Bales	Bales	Bales	Bales	Bales	Bales	Bales	Bales	Bales	Bales	Bales	Bales
<b>Extra Whites:</b>												
3-0.M.	-	-	-	-	-	-	-	82	109	6	-	197
4-0.M.	-	-	-	-	-	-	154	5,488	5,558	1,375	60	12,635
5-M.	-	-	-	-	-	-	148	4,974	7,144	6,852	1,592	21,030
6-0.L.M.	-	-	-	-	-	-	2	207	2,171	4,141	6,908	13,429
7-L.M.	-	-	-	-	-	-	-	1	47	145	5,485	5,678
8-0.O.	-	-	-	-	-	-	-	-	-	-	3,259	3,259
9-0.O.	-	-	-	-	-	-	-	-	-	11	1,810	1,821
Total	-	-	-	-	-	-	604	10,752	15,049	12,530	19,114	58,049
<b>Whites:</b>												
1-M.F.	-	-	-	-	-	-	-	-	-	-	-	-
2-0.M.	-	-	-	-	-	-	-	-	-	-	-	-
3-0.M.	-	80	80	-	-	160	-	-	-	-	-	-
4-0.M.	700	13,190	7,380	450	90	21,810	-	-	-	-	-	-
5-M.	19,120	182,900	216,900	28,960	3,480	461,390	-	-	-	-	-	-
6-0.L.M.	26,354	75,174	113,587	86,198	8,809	312,162	-	-	-	-	-	-
7-L.M.	5,020	4,160	8,780	10,190	3,840	31,990	-	-	-	-	-	-
8-0.O.	400	1,560	1,600	1,600	3,530	7,580	-	-	-	-	-	-
9-0.O.	20	110	340	100	4,680	5,250	-	-	-	-	-	-
Total	53,744	276,014	348,717	127,498	24,369	830,342	-	-	-	-	-	-
<b>Spotted:</b>												
3-0.M.	-	290	850	-	-	1,160	-	66	503	1,188	146	1,903
4-0.M.	80	11,170	20,590	3,790	240	35,870	9	712	4,456	11,972	5,493	22,642
5-M.	110	3,340	10,970	6,650	1,950	22,620	-	48	836	3,161	15,195	19,241
6-0.L.M.	20	250	1,050	1,780	1,230	4,330	-	-	136	286	6,698	7,130
7-L.M.	-	30	140	60	4,830	5,060	-	-	-	15	3,186	3,201
Total	210	15,080	33,600	12,300	7,850	69,040	9	826	5,931	16,622	30,719	54,107
<b>Tinged:</b>												
3-0.M.	-	-	-	-	-	-	-	-	-	-	23	23
4-0.M.	-	70	20	-	-	40	-	-	-	-	46	46
5-M.	-	30	10	10	10	60	-	-	-	-	40	40
6-0.L.M.	-	-	-	-	10	10	-	-	-	-	32	32
7-L.M.	-	-	-	-	50	50	-	-	-	-	71	71
Total	-	50	30	10	70	160	-	-	-	-	212	212
<b>Gray:</b>												
3-0.M.	-	30	100	-	-	130	-	-	-	-	-	-
4-0.M.	-	100	860	310	30	1,300	-	1	4	2	18	25
5-M.	-	30	270	660	480	1,380	-	-	-	-	35	35
Total	-	160	1,230	970	450	2,810	-	1	4	2	53	60
Below Grade	30	60	170	10	2,850	3,120	-	-	-	-	781	781
All grades	53,984	291,364	368,747	140,788	35,589	905,472	613	11,579	20,984	29,154	50,879	1,113,209
Grade index	95.2	98.2	97.5	94.3	82.8	96.5	101.0	101.7	99.9	97.9	88.3	94.4
<b>Staple length (inches)</b>												
1 1/16 and shorter	130	260	480	70	270	1,210	-	-	-	-	764	764
7/8	880	2,420	2,980	650	1,750	8,620	-	-	-	-	2,013	2,013
29/32	1,150	2,850	5,330	880	3,680	13,890	-	-	-	-	-	-
15/16	2,800	12,830	29,860	5,670	9,570	60,730	-	-	-	-	-	-
31/32	8,120	37,960	72,440	26,380	7,510	152,610	-	-	-	-	-	-
1	23,420	115,520	163,880	77,100	10,300	390,220	51	202	49	202	4,656	5,160
1-1/32	15,324	105,604	96,127	25,888	1,719	244,662	135	6,855	11,693	19,014	18,573	56,240
1-1/16	2,130	12,730	8,970	1,890	120	25,840	2	2,231	7,178	5,744	2,898	17,993
1-3/32	30	520	850	240	20	1,660	-	41	368	477	252	1,138
1-1/8	-	140	310	230	210	890	-	2	131	86	85	304
1-5/32	-	70	320	140	100	930	-	4	92	37	19	192
1-3/16	-	230	520	440	300	2,090	-	-	13	16	-	29
1-7/32	-	130	630	520	40	1,320	-	-	5	-	-	5
1-1/4 and longer	-	100	450	210	20	780	-	-	-	-	-	-
All lengths	53,984	291,364	368,747	140,788	35,589	905,472	613	11,579	20,984	29,154	50,879	1,113,209
Average staple length (32d inches)	32.0	32.2	31.9	32.0	30.9	32.0	32.1	33.0	33.3	33.1	32.0	32.6

1/ As reported by the Bureau of the Census, running bales, linters excluded.

Table 20.—Grade and staple length of upland cotton gins, during specified periods, by States, 1949-50—Continued

Grade and staple length	ARKANSAS						CALIFORNIA					
	Prior to Sept. 1	September	October	November	After Nov. 30	Total Crop	Prior to Sept. 1	September	October	November	After Nov. 30	Total Crop
	Bales	Bales	Bales	Bales	Bales	Bales	Bales	Bales	Bales	Bales	Bales	Bales
<b>Extra White:</b>												
3-G.M.	-	-	-	-	-	-	-	661	2,673	122	95	3,552
4-G.M.	-	-	-	-	-	-	-	2,556	32,323	18,513	2,365	57,757
5-M.	-	-	-	-	-	-	-	265	24,826	69,723	19,909	114,723
6-S.L.M.	-	-	-	-	-	-	-	4	3,657	26,112	31,761	62,094
7-L.M.	-	-	-	-	-	-	-	-	156	1,021	25,927	26,948
8-S.G.O.	-	-	-	-	-	-	-	12	24	27	12,704	12,743
9-G.O.	-	-	-	-	-	-	-	-	2	6	7,173	7,181
<b>Total</b>	-	-	-	-	-	-	-	3,510	66,261	116,330	96,116	264,219
<b>White:</b>												
1-M.F.	-	-	-	-	-	-	-	-	-	-	-	-
2-S.G.M.	-	-	-	-	-	-	-	-	-	-	-	-
3-G.M.	-	-	-	20	-	20	-	-	-	-	-	-
4-S.M.	-	3,340	3,270	2,780	110	9,500	-	-	-	-	-	-
5-M.	44	50,800	144,410	32,720	3,710	291,664	-	-	-	-	-	-
6-S.L.M.	-	16,586	176,503	130,220	26,494	351,703	-	1	1	-	-	1
7-L.M.	-	530	14,160	13,190	28,800	65,340	-	-	5	-	2,155	2,700
8-S.G.O.	-	110	1,700	7,700	59,190	69,320	-	-	2	-	1,270	1,272
9-G.O.	-	170	170	590	112,610	113,540	-	3	1	-	282	286
<b>Total</b>	44	75,596	340,273	250,340	230,874	695,667	-	4	9	-	4,307	4,329
<b>Spotted:</b>												
3-G.M.	-	-	-	-	-	-	-	-	54	486	815	1,395
4-S.M.	-	20	750	3,650	1,580	6,310	-	1	96	1,946	6,207	8,352
5-M.	-	-	1,180	6,350	7,830	14,220	-	-	21	163	4,554	4,738
6-S.L.M.	-	10	250	550	3,110	3,960	-	-	31	28	2,145	2,204
7-L.M.	-	10	30	60	16,380	13,100	-	-	5	1	3,734	3,800
<b>Total</b>	-	40	2,260	9,640	37,560	49,380	-	1	207	2,626	15,119	20,953
<b>Tinged:</b>												
3-G.M.	-	-	-	-	-	-	-	-	-	-	-	-
4-S.M.	-	-	-	-	20	20	-	-	-	4	-	4
5-M.	-	-	-	-	50	50	-	-	-	-	3	3
6-S.L.M.	-	-	-	10	150	150	-	-	-	-	40	40
7-L.M.	-	-	-	-	1,080	1,030	-	-	-	-	135	135
<b>Total</b>	-	-	-	10	1,300	1,310	-	-	-	4	179	185
<b>Gray:</b>												
3-G.M.	-	-	10	-	-	10	-	-	2	91	639	732
4-S.M.	-	-	50	110	160	320	-	3	13	323	8,600	8,933
5-M.	-	-	250	460	4,180	6,570	-	-	-	72	24,193	24,271
<b>Total</b>	-	-	290	570	4,340	5,200	-	3	15	486	33,432	33,926
<b>Below grade</b>	-	150	120	90	54,520	55,180	-	-	1	-	4,064	4,085
<b>All grades 1/2</b>	44	75,766	342,323	250,930	328,934	1,006,737	-	3,518	68,433	119,446	156,745	347,702
<b>Grade index</b>	100.0	38.4	35.1	35.2	74.5	63.0	-	103.7	101.7	33.1	67.4	54.4
<b>Staple length (inches)</b>												
13/16 and shorter	-	230	1,850	150	60	2,300	-	-	1	-	1,367	1,366
7/8	-	1,320	6,570	1,820	11,830	21,600	-	14	6	1	7,116	7,141
23/32	10	1,330	6,300	2,370	2,650	12,720	-	-	-	-	7	7
15/16	-	1,420	8,620	3,610	116,480	131,130	-	-	-	2	11,855	11,899
31/32	-	1,380	5,570	7,890	9,210	26,100	-	1	5	49	8,791	8,846
1	-	3,350	37,790	32,060	116,130	199,530	-	9	132	980	21,048	22,169
1-1/32	-	4,150	92,630	74,070	50,930	275,340	-	465	6,460	23,304	39,379	59,606
1-1/16	4	20,196	132,123	103,320	13,114	274,377	-	2,173	45,544	73,643	55,547	177,207
1-1/8	10	28,750	36,330	27,120	1,320	95,540	-	656	16,283	20,709	10,469	48,323
1-1/4	-	8,520	6,760	3,670	430	19,660	-	-	52	749	352	1,160
1-3/8	-	1,470	1,180	950	100	3,650	-	-	-	3	5	14
1-3/16	-	350	430	330	80	2,110	-	-	-	-	-	-
1-7/32	-	120	270	560	120	1,110	-	-	-	-	-	-
1-1/2 and longer	-	170	290	260	60	750	-	-	-	-	-	-
<b>All lengths 1/2</b>	44	73,770	342,323	250,930	328,934	1,006,737	-	3,518	68,433	119,446	156,745	347,702
<b>Average staple length (32d inches)</b>	33.1	34.2	33.2	33.3	31.4	32.7	-	34.1	34.1	34.0	32.7	33.5

1/2 As reported by the Bureau of the Census, running bales, linters excluded.

Table 24--Grade and staple length of upland cotton gins<sup>1</sup>, during specified periods, by States, 1945-46-- Continued

Grade and staple length	FLORIDA														
	Prior to Sept. 1	Sept. 1 to Oct.	Oct. 1 to Nov. 30	After Nov. 30	Total Crop	Prior to Sept. 1	Sept. 1 to Oct.	Oct. 1 to Nov. 30	After Nov. 30	Total Crop	Prior to Sept. 1	Sept. 1 to Oct.	Oct. 1 to Nov. 30	After Nov. 30	Total Crop
Grade	Bales	Bales	Bales	Bales	Bales	Bales	Bales	Bales	Bales	Bales	Bales	Bales	Bales	Bales	Bales
<b>White:</b>															
1-1/8" P.	-	-	-	-	-	-	-	-	-	-	-	-	-	-	-
2-5/16" P.	-	-	-	-	-	-	-	-	-	-	-	-	-	-	-
3-1/8" P.	18	-	-	-	18	-	-	-	-	30	-	-	-	-	30
4-1/4" P.	49	-	-	-	49	-	-	-	-	1,950	-	-	-	-	1,950
5-M.	1,062	642	190	-	1,894	-	-	-	-	41,230	-	-	-	-	41,230
6-3/4" M.	1,120	1,256	352	-	2,728	-	-	-	-	79,658	-	-	-	-	79,658
7-1/2" M.	635	169	141	96	1,041	-	-	-	-	25,950	-	-	-	-	25,950
8-5/8" O.	-	-	-	-	-	-	-	-	-	2,780	-	-	-	-	2,780
9-0/0" O.	37	-	-	30	67	-	-	-	-	450	-	-	-	-	450
Total	3,081	2,126	683	96	6,016	53,252	152,178	212,311	109,683	41,833	41,833	109,683	41,833	566,317	
<b>Spotted:</b>															
3-0/0" P.	-	-	-	-	-	-	-	-	-	60	-	-	-	-	60
4-3/8" P.	-	-	-	-	-	-	-	-	-	4,390	-	-	-	-	4,390
5-M.	-	55	9	-	64	-	-	-	-	6,680	-	-	-	-	6,680
6-3/4" M.	18	-	-	-	18	-	-	-	-	860	-	-	-	-	860
7-1/2" M.	-	-	-	-	-	-	-	-	-	70	-	-	-	-	70
Total	18	55	9	-	82	570	12,280	36,770	25,920	13,630	13,630	25,920	13,630	89,370	
<b>Tinged:</b>															
3-0/0" P.	-	-	-	-	-	-	-	-	-	10	-	-	-	-	10
4-3/8" P.	-	-	-	-	-	-	-	-	-	40	-	-	-	-	40
5-M.	-	-	-	-	-	-	-	-	-	-	-	-	-	-	
6-3/4" M.	-	-	-	-	-	-	-	-	-	-	-	-	-	-	
7-1/2" M.	-	-	-	-	-	-	-	-	-	140	-	-	-	-	140
Total	-	-	-	-	-	-	-	-	-	190	-	-	-	-	190
<b>Yellow Stained:</b>															
3-0/0" P.	-	-	-	-	-	-	-	-	-	-	-	-	-	-	-
4-3/8" P.	-	-	-	-	-	-	-	-	-	20	-	-	-	-	20
5-M.	-	-	-	-	-	-	-	-	-	-	-	-	-	-	
6-3/4" M.	-	-	-	-	-	-	-	-	-	-	-	-	-	-	
7-1/2" M.	-	-	-	-	-	-	-	-	-	10	-	-	-	-	10
Total	-	-	-	-	-	-	-	-	-	30	-	-	-	-	30
<b>Below Grade</b>															
All grades	2,203	692	96	30	6,098	53,822	164,608	249,761	135,703	60,663	60,663	135,703	60,663	604,557	
Grade index	94.6	95.3	93.8	85.0	76.0	94.5	93.8	94.0	93.6	83.0	83.0	93.6	83.0	92.9	
<b>Staple length (inches)</b>															
13/16 and shorter	72	-	-	-	72	280	1,480	210	50	150	150	210	50	1,170	
7/8	18	37	-	26	80	560	1,520	1,390	390	810	810	1,390	390	12,320	
29/32	42	38	-	-	80	640	770	1,040	340	1,260	1,260	1,040	340	4,050	
15/16	18	50	-	-	68	2,800	6,320	12,260	4,300	10,910	10,910	12,260	4,300	36,530	
1	329	164	-	-	493	11,130	18,650	40,650	25,870	12,170	12,170	40,650	25,870	108,470	
1 1/8	923	870	64	5	2,021	23,482	55,558	98,471	63,863	19,293	19,293	98,471	63,863	280,627	
1 1/4	955	728	185	32	1,900	11,050	52,250	66,480	31,630	6,620	6,620	31,630	6,620	168,030	
1 1/5	687	218	348	-	1,253	3,030	24,350	25,850	7,200	1,410	1,410	25,850	7,200	61,850	
1 1/6	55	66	-	-	121	370	2,900	2,090	660	80	80	2,090	660	6,100	
1 1/8	-	-	-	-	-	30	600	510	190	170	170	510	190	1,500	
1 5/16	-	-	-	-	-	-	160	50	50	70	70	160	50	330	
1 3/8	-	-	-	-	-	60	340	290	450	290	290	340	450	1,430	
1 1/2	-	-	-	-	-	-	70	280	70	280	280	70	280	430	
1 5/8	-	-	-	-	-	-	690	390	530	70	70	390	530	1,620	
1 3/4 and longer	-	-	-	-	-	-	-	-	-	-	-	-	-	-	
All lengths	3,099	2,181	692	96	6,098	53,822	164,608	249,761	135,703	60,663	60,663	135,703	60,663	604,557	
Average staple length (32d inches)	32.5	32.4	33.3	32.3	28.6	31.9	32.5	32.2	32.1	31.1	31.1	32.2	32.1	32.1	

<sup>1</sup> As reported by the Bureau of the Census, running bales, linters excluded.

Table 29.—Grade and staple length of upland cotton ginned, during specified periods, by States, 1955-56 - Continued

Grade and staple length	Prior to Sept. 1		September		October		November		After Nov. 30		Total crop		Prior to Sept. 1		September		October		After Nov. 30		
	Bales	Index	Bales	Index	Bales	Index	Bales	Index	Bales	Index	Bales	Index	Bales	Index	Bales	Index	Bales	Index	Bales	Index	
<b>Whites</b>																					
1-Gr.	-	-	-	-	-	-	-	-	-	-	-	-	-	-	-	-	-	-	-	-	
2-0.M.	-	-	-	-	-	-	-	-	-	-	-	-	-	-	-	-	-	-	-	-	
3-0.M.	-	-	-	-	-	-	-	-	-	-	-	-	-	-	-	-	-	-	-	-	
4-0.M.	-	-	-	-	-	-	-	-	-	-	-	-	-	-	-	-	-	-	-	-	
5-M.	-	-	-	-	-	-	-	-	-	-	-	-	-	-	-	-	-	-	-	-	
6-M.	-	-	-	-	-	-	-	-	-	-	-	-	-	-	-	-	-	-	-	-	
7-1.M.	-	-	-	-	-	-	-	-	-	-	-	-	-	-	-	-	-	-	-	-	
8-1.M.	-	-	-	-	-	-	-	-	-	-	-	-	-	-	-	-	-	-	-	-	
9-0.O.	-	-	-	-	-	-	-	-	-	-	-	-	-	-	-	-	-	-	-	-	
Total	-	-	75	165	800	556	-	26	1,521	2,164	2,418	6,129	-	-	-	-	-	-	-	-	
<b>Spotted</b>																					
3-0.M.	-	-	-	-	-	-	-	-	-	-	-	-	-	-	-	-	-	-	-	-	
4-0.M.	-	-	-	-	-	-	-	-	-	-	-	-	-	-	-	-	-	-	-	-	
5-M.	-	-	-	-	-	-	-	-	-	-	-	-	-	-	-	-	-	-	-	-	
6-1.M.	-	-	-	-	-	-	-	-	-	-	-	-	-	-	-	-	-	-	-	-	
7-1.M.	-	-	-	-	-	-	-	-	-	-	-	-	-	-	-	-	-	-	-	-	
Total	-	-	-	-	160	797	-	-	-	-	-	-	-	-	-	-	-	-	-	-	
<b>Tinged</b>																					
3-0.M.	-	-	-	-	-	-	-	-	-	-	-	-	-	-	-	-	-	-	-	-	
4-0.M.	-	-	-	-	-	-	-	-	-	-	-	-	-	-	-	-	-	-	-	-	
5-M.	-	-	-	-	-	-	-	-	-	-	-	-	-	-	-	-	-	-	-	-	
6-1.M.	-	-	-	-	-	-	-	-	-	-	-	-	-	-	-	-	-	-	-	-	
7-1.M.	-	-	-	-	-	-	-	-	-	-	-	-	-	-	-	-	-	-	-	-	
Total	-	-	-	-	30	10	-	-	-	-	-	-	-	-	-	-	-	-	-	-	
<b>Gray</b>																					
3-0.M.	-	-	-	-	-	-	-	-	-	-	-	-	-	-	-	-	-	-	-	-	
4-0.M.	-	-	-	-	-	-	-	-	-	-	-	-	-	-	-	-	-	-	-	-	
5-M.	-	-	-	-	-	-	-	-	-	-	-	-	-	-	-	-	-	-	-	-	
6-1.M.	-	-	-	-	-	-	-	-	-	-	-	-	-	-	-	-	-	-	-	-	
7-1.M.	-	-	-	-	-	-	-	-	-	-	-	-	-	-	-	-	-	-	-	-	
Total	-	-	-	-	-	-	-	-	-	-	-	-	-	-	-	-	-	-	-	-	
<b>Below Grade</b>																					
All grades $\frac{1}{2}$	-	-	75	325	957	1855	-	26	1,561	2,174	5,016	6,779	-	-	-	-	-	-	-	-	
Grade index	-	-	98.9	97.4	60.7	66.7	-	60.2	90.7	94.0	76.6	85.6	-	-	-	-	-	-	-	-	
<b>Staple length (inches)</b>																					
15/16 and shorter	-	-	-	-	-	-	-	-	-	-	-	-	-	-	-	-	-	-	-	-	
7/8	-	-	-	-	-	-	-	-	-	-	-	-	-	-	-	-	-	-	-	-	
3/4	-	-	-	-	-	-	-	-	-	-	-	-	-	-	-	-	-	-	-	-	
5/8	-	-	-	-	-	-	-	-	-	-	-	-	-	-	-	-	-	-	-	-	
1	-	-	-	-	-	-	-	-	-	-	-	-	-	-	-	-	-	-	-	-	
1-1/8	-	-	-	-	-	-	-	-	-	-	-	-	-	-	-	-	-	-	-	-	
1-1/4	-	-	-	-	-	-	-	-	-	-	-	-	-	-	-	-	-	-	-	-	
1-3/8	-	-	-	-	-	-	-	-	-	-	-	-	-	-	-	-	-	-	-	-	
1-1/2	-	-	-	-	-	-	-	-	-	-	-	-	-	-	-	-	-	-	-	-	
1-5/8	-	-	-	-	-	-	-	-	-	-	-	-	-	-	-	-	-	-	-	-	
1-3/4	-	-	-	-	-	-	-	-	-	-	-	-	-	-	-	-	-	-	-	-	
All lengths $\frac{1}{2}$	-	-	75	325	957	1,855	-	26	1,561	2,174	5,016	6,779	-	-	-	-	-	-	-	-	
Average staple length (30d inches)	-	-	55.1	54.7	31.5	32.6	-	55.6	55.9	55.7	51.5	52.7	-	-	-	-	-	-	-	-	

$\frac{1}{2}$  As reported by the Bureau of the Census, running bales, lint-free excluded.

Table 29.—Grade and staple length of upland cotton ginned, during specified periods, by States, 1945-46 — Continued

Grade and staple length	MISSISSIPPI											
	Prior to Sept. 1	September	October	November	After Nov. 30	Total Crop	Prior to Sept. 1	September	October	November	After Nov. 30	Total Crop
Grade	Bales	Bales	Bales	Bales	Bales	Bales	Bales	Bales	Bales	Bales	Bales	Bales
<b>White:</b>												
1-M.P.	-	-	-	-	-	-	-	-	-	-	-	-
2-S.O.M.	-	-	-	-	-	-	-	-	-	-	-	-
3-S.M.	-	240	-	-	-	240	-	-	-	-	-	-
4-S.M.	1,090	16,840	1,100	50	20	19,100	500	60	890	60	560	
5-M.	7,540	81,890	21,420	2,670	990	116,990	5,490	108,590	50,940	2,880	87,990	
6-S.L.M.	9,044	51,071	62,737	27,166	5,910	155,928	1,848	313,890	179,280	16,795	510,720	
7-L.M.	3,370	16,990	12,130	18,350	5,890	56,190	2,200	34,550	60,970	34,510	586,073	
8-S.O.O.	660	2,050	800	1,540	1,770	6,800	10	2,110	8,980	23,310	34,540	
9-G.O.	40	180	20	90	280	550	20	170	840	51,460	52,490	
Total	21,704	169,191	101,907	48,876	31,440	355,468	8,108	417,970	547,890	309,900	1,248,995	
<b>Spotted:</b>												
3-G.M.	-	-	20	30	-	50	-	10	-	-	-	10
4-S.M.	-	460	3,800	2,780	120	7,160	-	640	3,110	5,230	440	9,720
5-M.	70	760	3,410	5,270	890	10,960	330	2,410	3,570	2,160	8,430	
6-S.L.M.	30	120	460	970	670	2,890	30	160	550	1,730	2,470	
7-L.M.	40	10	140	20	1,510	1,720	-	10	30	1,870	1,910	
Total	140	1,350	7,890	9,070	3,150	21,540	-	1,010	5,990	9,940	6,200	22,540
<b>Tinged:</b>												
3-G.M.	-	-	-	-	-	-	-	-	-	-	-	-
4-S.M.	-	-	-	-	-	-	-	-	-	-	-	-
5-M.	-	-	-	-	-	-	-	-	-	-	-	-
6-S.L.M.	-	-	-	-	-	-	-	-	-	-	-	-
7-L.M.	-	-	-	-	70	70	-	-	-	-	30	30
Total	-	-	-	-	70	70	-	-	-	-	190	190
<b>Gray:</b>												
3-G.M.	-	-	-	-	-	-	-	-	-	-	-	-
4-S.M.	-	-	-	10	40	50	-	10	70	30	-	40
5-M.	-	-	50	130	200	380	-	160	70	1,720	1,990	3,940
Total	-	-	50	140	240	430	-	180	70	3,260	5,560	8,990
Below Grade	-	10	20	30	150	210	-	30	30	280	69,080	69,480
All grades $\frac{1}{2}$ ...	21,884	170,551	109,407	58,116	17,750	377,708	8,108	419,300	554,010	328,530	211,985	1,517,873
Grade index	94.5	96.7	94.3	90.7	87.0	94.5	98.5	99.6	95.6	96.4	73.2	92.9
<b>Staple length (Inches)</b>												
13/16 and shorter	-	170	320	20	20	260	-	130	160	110	40	440
7/8	-	160	300	250	30	1,080	20	400	780	290	600	2,030
29/32	-	160	340	10	10	510	60	140	1,080	280	190	1,990
15/16	-	60	1,420	610	30	2,590	70	1,060	3,180	1,590	8,910	15,170
31/32	-	1,580	770	130	120	2,640	50	1,370	7,280	2,990	2,870	14,560
1-1/8	3,130	25,980	8,090	1,270	110	34,680	310	12,080	49,690	22,700	65,240	118,020
1-1/8	6,470	51,090	35,170	22,840	8,180	128,490	2,960	99,590	87,560	88,190	147,840	285,503
1-3/8	9,054	61,821	46,577	29,756	7,280	190,668	3,458	149,090	222,430	195,940	34,595	549,503
1-3/8	2,480	22,480	13,540	3,790	1,680	42,970	1,050	96,240	96,240	51,980	6,430	257,840
1-1/2	50	4,270	2,510	160	110	7,400	130	35,470	17,590	7,170	2,170	60,490
1-5/8	-	580	260	50	70	900	9,720	4,190	4,190	2,150	880	16,880
1-3/16	-	60	220	90	20	390	3,230	2,700	2,130	2,290	10,350	16,990
1-7/8	-	60	80	70	20	230	2,030	3,220	2,840	900	6,990	10,350
1-1/4 and longer	-	40	90	40	-	170	4,170	5,990	2,980	690	13,770	22,540
All lengths $\frac{1}{2}$ ...	21,884	170,551	109,407	58,116	17,750	377,708	8,108	419,300	554,010	328,530	211,985	1,517,873
Average staple length (328 inches)	33.5	33.5	33.6	33.5	33.4	33.5	33.6	34.3	33.9	33.9	32.9	33.8

$\frac{1}{2}$  As reported by the Bureau of the Census, running bales, linters excluded.



Table 29.--Grade and staple length of upland cotton ginned during specified periods, by States 1945-46 - Continued

Grade and staple length	MISSOURI						NEW MEXICO					
	Prior to Sept. 1	September	October	November	After Nov. 30	Total Crop	Prior to Sept. 1	September	October	November	After Nov. 30	Total Crop
Grade	Sales	Sales	Sales	Sales	Sales	Sales	Sales	Sales	Sales	Sales	Sales	Sales
<b>Extra White:</b>												
3-O.M.	-	-	-	-	-	-	-	171	115	174	4	464
4-O.M.	-	-	-	-	-	-	-	5,555	5,384	2,519	63	14,621
5-M.	-	-	-	-	-	-	-	3,533	15,899	13,588	1,105	34,125
6-O.L.M.	-	-	-	-	-	-	-	49	11,307	9,060	3,281	23,697
7-L.M.	-	-	-	-	-	-	-	4	725	1,005	2,002	3,735
8-S.O.O.	-	-	-	-	-	-	-	1	5	45	1,565	1,616
9-O.O.	-	-	-	-	-	-	-	-	1	1	245	247
Total	-	-	-	-	-	-	-	9,313	34,437	26,403	6,265	79,508
<b>White:</b>												
1-N.F.	-	-	-	-	-	-	-	-	-	-	-	-
2-S.O.M.	-	-	-	-	-	-	-	-	-	-	-	-
3-G.M.	-	-	-	-	-	-	-	-	-	-	-	-
4-S.M.	-	-	590	200	-	890	-	-	-	-	-	-
5-M.	-	370	22,140	14,540	200	37,250	-	-	-	-	-	-
6-O.L.M.	-	452	17,459	21,588	1,935	41,742	-	-	-	-	1	1
7-L.M.	-	10	1,550	3,490	3,780	8,840	-	-	-	-	12	12
8-S.O.O.	-	-	120	2,750	21,050	23,920	-	-	1	-	9	10
9-O.O.	-	-	40	350	39,400	39,800	-	-	-	-	-	-
Total	-	832	42,019	45,256	65,365	152,452	-	-	1	-	22	23
<b>Spotted:</b>												
3-O.M.	-	-	-	10	-	10	-	-	57	5,454	1,707	7,225
4-S.M.	-	-	430	1,520	110	2,150	-	1	134	2,750	3,245	6,150
5-M.	-	-	120	3,450	1,990	5,560	-	2	20	427	2,295	2,744
6-S.L.M.	-	-	50	150	710	970	-	3	2	127	2,553	2,995
7-L.M.	-	-	20	10	1,950	1,990	-	-	-	7	1,575	1,580
Total	-	-	650	5,280	4,760	10,690	-	6	223	8,795	11,953	21,007
<b>Tinged:</b>												
3-O.M.	-	-	-	-	-	-	-	-	-	7	10	17
4-S.L.	-	-	-	-	10	10	-	-	-	5	115	121
5-M.	-	-	-	-	20	20	-	-	-	2	179	181
6-S.L.M.	-	-	-	-	10	10	-	-	-	-	54	54
7-L.M.	-	-	-	-	200	200	-	-	-	-	4	4
Total	-	-	-	-	240	240	-	-	-	14	373	387
<b>Gray:</b>												
3-O.M.	-	-	-	-	-	-	-	1	1	9	51	92
4-S.L.	-	-	20	20	90	130	-	1	-	7	71	79
5-M.	-	-	-	10	140	150	-	-	-	-	45	45
Total	-	-	20	30	230	280	-	2	1	16	197	216
Below Grade	-	-	50	80	15,540	15,680	-	1	-	-	25	25
All grades $\frac{1}{2}$	-	832	42,749	45,626	90,135	182,342	-	9,322	34,662	35,318	20,865	100,167
Grade index	-	95.5	95.8	94.0	71.4	83.5	-	102.4	98.5	98.2	89.6	95.9
<b>Staple length (inches)</b>												
13/16 and shorter	-	-	-	-	90	90	-	5	-	50	1,697	1,952
7/8	-	-	10	-	1,880	1,890	-	-	1	21	1,373	1,395
25/32	-	-	10	20	2,490	2,520	-	-	2	-	2	4
15/16	-	-	150	120	24,520	24,790	-	7	95	553	5,245	5,929
31/32	-	-	130	130	11,020	11,250	-	1	7	50	80	115
1	-	20	1,050	1,700	22,510	25,380	-	10	79	552	2,410	3,081
1-1/32	-	80	5,840	9,910	12,500	25,420	-	115	413	2,328	1,307	4,153
1-1/16	-	292	21,259	24,375	4,455	50,352	-	1,259	4,751	12,181	4,075	22,291
1-3/32	-	260	12,310	10,590	340	23,600	-	4,425	15,790	14,745	2,541	28,602
1-1/8	-	160	1,540	1,370	90	3,250	-	2,342	5,055	2,541	1,045	14,033
1-5/32	-	20	150	120	20	320	-	707	2,559	1,543	757	5,565
1-3/16	-	-	70	20	10	100	-	352	1,052	401	43	1,553
1-7/32	-	-	20	70	-	90	-	51	533	134	21	759
1-1/4 and longer	-	-	100	100	10	210	-	7	257	39	3	325
All lengths $\frac{1}{2}$	-	832	42,749	45,626	90,135	182,342	-	9,322	34,662	35,318	20,865	100,167
Average staple length (32d inches)	-	24.6	34.2	34.0	21.2	32.7	-	35.4	35.4	34.6	31.3	34.4

$\frac{1}{2}$  As reported by the Bureau of the Census, running bales, linters excluded.

Table 29.--Grade and staple length of upland cotton ginned, during specified periods, by States 1945-46-- Continued

Grade and staple length	NORTH CAROLINA						OKLAHOMA					
	Prior to Sept. 1	September	October	November	After Nov. 30	Total Crop	Prior to Sept. 1	September	October	November	After Nov. 30	Total Crop
Grade	Bales	Bales	Bales	Bales	Bales	Bales	Bales	Bales	Bales	Bales	Bales	Bales
<b>White:</b>												
1-M.F. . . . .	-	-	-	-	-	-	-	-	-	-	-	-
2-S.G.M. . . . .	-	-	-	-	-	-	-	-	-	-	-	-
3-G.M. . . . .	-	-	-	-	-	-	-	-	-	-	-	-
4-S.M. . . . .	-	-	530	70	30	630	-	580	200	70	-	850
5-M. . . . .	70	2,480	27,480	11,970	2,370	44,370	-	4,850	2,560	4,080	40	11,530
6-S.L.M. . . . .	40	10,773	78,472	81,694	16,988	187,967	-	1,990	16,990	29,830	2,830	51,640
7-L.M. . . . .	-	9,320	60,010	54,040	16,500	140,470	-	396	41,817	32,510	5,331	80,014
8-S.G.O. . . . .	-	510	4,090	4,140	6,870	15,570	-	80	16,520	16,060	6,510	39,170
9-G.O. . . . .	-	10	280	140	4,720	5,110	-	-	1,070	1,070	2,930	5,070
Total . . . . .	110	23,693	170,762	152,094	47,478	394,117	-	7,896	79,157	83,620	17,641	188,274
<b>Spotted:</b>												
1-G.M. . . . .	-	-	-	-	30	30	-	-	-	-	-	-
4-S.M. . . . .	-	170	3,860	2,730	1,100	7,860	-	350	2,170	8,970	250	11,740
5-M. . . . .	-	960	5,810	4,130	2,040	15,940	-	430	10,630	21,220	4,410	36,690
6-S.L.M. . . . .	-	570	1,460	740	2,220	4,990	-	190	5,890	16,790	9,700	32,570
7-L.M. . . . .	-	30	140	40	1,360	1,570	-	100	1,510	1,780	5,410	8,800
Total . . . . .	-	1,730	11,270	7,640	9,750	30,390	-	1,070	20,200	48,760	19,770	89,800
<b>Tinged:</b>												
3-G.M. . . . .	-	-	-	-	-	-	-	-	-	-	-	-
4-S.M. . . . .	-	-	-	-	-	-	-	-	10	20	-	30
5-M. . . . .	-	-	-	80	310	390	-	-	30	60	-	90
6-S.L.M. . . . .	-	-	-	20	140	160	-	-	-	30	30	60
7-L.M. . . . .	-	-	-	20	70	90	-	10	10	60	570	650
Total . . . . .	-	-	-	120	520	640	-	10	50	170	600	830
<b>Yellow Stained:</b>												
3-G.M. . . . .	-	-	-	-	-	-	-	-	-	-	-	-
4-S.M. . . . .	-	-	-	-	50	50	-	-	-	-	-	-
5-M. . . . .	-	-	10	-	50	60	-	-	-	-	-	-
Total . . . . .	-	-	10	-	100	110	-	-	-	-	-	-
<b>Gray:</b>												
3-G.M. . . . .	-	-	-	-	-	-	-	-	-	-	-	-
4-S.M. . . . .	-	-	-	-	40	40	-	-	-	-	-	-
5-M. . . . .	-	-	10	-	10	20	-	-	-	-	-	-
Total . . . . .	-	-	10	-	50	60	-	-	-	-	-	-
Below Grade . . . . .	-	40	160	-	5,810	6,010	-	-	160	70	960	790
All grades 1/ . . . . .	110	25,463	182,232	159,814	63,708	431,327	-	8,936	99,967	132,620	38,571	279,694
Grade index . . . . .	97.8	90.4	91.5	90.9	84.0	90.1	-	97.1	86.2	88.1	81.5	86.8
<b>Staple length (inches)</b>												
13/16 and shorter . . . . .	-	-	80	40	290	410	-	510	3,960	18,640	20,520	43,630
7/8 . . . . .	-	-	750	370	1,090	2,210	-	2,706	27,837	52,860	11,391	94,794
29/32 . . . . .	-	20	1,630	700	640	2,990	-	1,130	12,220	18,480	2,000	33,830
15/16 . . . . .	-	60	6,570	5,250	6,180	18,060	-	1,430	26,510	27,850	3,320	59,110
31/32 . . . . .	-	110	27,860	28,840	15,190	68,000	-	700	10,180	6,730	850	18,440
1 . . . . .	-	1,040	56,970	51,640	20,700	130,350	-	1,530	15,580	7,470	500	25,080
1-1/32 . . . . .	40	8,963	56,462	53,214	13,298	131,977	-	780	2,670	520	10	3,920
1-1/16 . . . . .	60	9,760	24,110	17,380	5,480	56,790	-	200	600	70	-	870
1-3/32 . . . . .	10	3,220	4,780	3,880	680	12,570	-	10	10	-	-	20
1-1/8 . . . . .	-	1,270	1,180	1,110	10	3,570	-	-	-	-	-	-
1-5/32 . . . . .	-	930	1,070	520	50	2,570	-	-	-	-	-	-
1-3/16 . . . . .	-	90	590	560	70	1,310	-	-	-	-	-	-
1-7/32 . . . . .	-	-	80	160	30	270	-	-	-	-	-	-
1-1/4 and longer . . . . .	-	-	100	150	-	250	-	-	-	-	-	-
All lengths 1/ . . . . .	110	25,463	182,232	159,814	63,708	431,327	-	8,936	99,967	132,620	38,571	279,694
Average staple length (324 inches) . . . . .	33.7	33.9	32.5	32.5	31.9	32.5	-	29.8	29.7	28.7	27.2	28.9

1/ As reported by the Bureau of the Census, running bales, linters excluded.

Table 29.-- Grade and staple length of upland cotton ginned, during specified periods, by States, 1945-46-- Continued

Grade and staple length	SOUTH CAROLINA						TENNESSEE					
	Prior to Sept. 1	September	October	November	After Nov. 30	Total Crop	Prior to Sept. 1	September	October	November	After Nov. 30	Total Crop
Grade	Bales	Bales	Bales	Bales	Bales	Bales	Bales	Bales	Bales	Bales	Bales	Bales
<b>White:</b>												
1-M.F. . . . .	-	-	-	-	-	-	-	-	-	-	-	-
2-S.G.M. . . . .	-	-	-	-	-	-	-	-	-	-	-	-
3-O.M. . . . .	-	-	-	-	-	-	-	10	-	-	20	30
4-S.M. . . . .	150	730	190	60	-	1,130	-	210	3,760	900	210	5,110
5-M. . . . .	7,920	34,300	20,190	5,260	860	68,590	-	5,360	69,720	19,390	3,020	127,190
6-S.L.M. . . . .	10,368	63,675	79,119	49,382	9,188	212,332	-	5,975	73,708	59,737	12,796	152,216
7-L.M. . . . .	1,890	26,690	70,100	51,080	17,850	167,910	-	1,300	10,500	9,810	9,290	30,060
8-S.G.O. . . . .	90	3,390	24,990	19,180	15,100	63,350	-	140	1,200	3,990	27,200	32,430
9-O.O. . . . .	-	580	5,630	6,630	13,210	26,080	-	-	200	320	59,350	59,870
<b>Total . . . . .</b>	<b>20,118</b>	<b>129,365</b>	<b>200,819</b>	<b>131,912</b>	<b>56,838</b>	<b>539,352</b>	<b>-</b>	<b>12,045</b>	<b>159,098</b>	<b>124,177</b>	<b>111,916</b>	<b>467,236</b>
<b>Spotted:</b>												
3-O.M. . . . .	-	10	60	-	-	70	-	-	-	-	-	-
4-S.M. . . . .	-	1,090	9,500	3,280	700	14,570	-	-	530	2,610	1,190	4,340
5-M. . . . .	20	6,710	34,260	22,710	7,620	71,390	-	-	210	1,910	3,790	5,910
6-S.L.M. . . . .	-	2,210	8,280	1,280	3,860	18,660	-	-	90	600	1,950	2,640
7-L.M. . . . .	-	100	500	110	3,110	4,180	-	-	20	140	3,530	3,590
<b>Total . . . . .</b>	<b>20</b>	<b>10,110</b>	<b>52,600</b>	<b>30,710</b>	<b>15,600</b>	<b>109,130</b>	<b>-</b>	<b>-</b>	<b>850</b>	<b>5,220</b>	<b>10,160</b>	<b>16,530</b>
<b>Tinged:</b>												
3-O.M. . . . .	-	-	10	-	-	10	-	-	-	-	-	-
4-S.M. . . . .	-	100	220	50	-	370	-	-	-	30	-	30
5-M. . . . .	-	160	1,300	220	130	910	-	-	-	10	-	10
6-S.L.M. . . . .	10	30	140	-	50	130	-	-	-	-	10	10
7-L.M. . . . .	-	-	-	10	170	180	-	-	-	-	250	250
<b>Total . . . . .</b>	<b>10</b>	<b>290</b>	<b>700</b>	<b>280</b>	<b>350</b>	<b>1,630</b>	<b>-</b>	<b>-</b>	<b>-</b>	<b>40</b>	<b>260</b>	<b>300</b>
<b>Yellow Stained:</b>												
3-O.M. . . . .	-	-	-	-	-	-	-	-	-	-	-	-
4-S.M. . . . .	-	-	-	10	-	10	-	-	-	-	-	-
5-M. . . . .	-	-	-	-	-	-	-	-	-	-	-	-
<b>Total . . . . .</b>	<b>-</b>	<b>-</b>	<b>-</b>	<b>10</b>	<b>-</b>	<b>10</b>	<b>-</b>	<b>-</b>	<b>-</b>	<b>-</b>	<b>-</b>	<b>-</b>
<b>Gray:</b>												
3-O.M. . . . .	-	-	-	-	-	-	-	-	-	-	-	-
4-S.M. . . . .	-	-	60	50	-	110	-	-	20	-	140	60
5-M. . . . .	-	20	120	320	60	500	-	-	-	-	110	110
<b>Total . . . . .</b>	<b>-</b>	<b>20</b>	<b>180</b>	<b>370</b>	<b>60</b>	<b>630</b>	<b>-</b>	<b>-</b>	<b>20</b>	<b>-</b>	<b>180</b>	<b>200</b>
Below Grade . . . . .	-	110	1,020	710	2,610	4,450	-	10	200	60	25,120	25,390
All grades 1/2 . . . . .	20,118	139,965	255,319	163,992	75,478	655,202	-	12,055	160,168	129,197	117,936	449,656
Grade index . . . . .	95.5	93.0	89.2	87.7	81.3	88.9	-	96.5	96.1	95.1	74.2	88.6
<b>Staple length (inches)</b>												
13/16 and shorter . . . . .	-	10	130	30	90	260	-	10	760	960	2,010	3,770
7/8 . . . . .	10	10	1,910	1,850	1,010	4,820	-	210	5,610	4,070	12,580	22,530
29/32 . . . . .	-	20	2,610	800	2,960	6,420	-	820	7,310	3,530	3,830	15,190
15/16 . . . . .	10	180	15,160	13,310	10,210	39,170	-	170	6,310	5,260	58,910	71,010
31/32 . . . . .	170	6,770	29,590	29,890	21,500	87,320	-	390	14,010	3,610	4,210	12,250
1 . . . . .	2,180	35,310	96,300	66,010	23,600	224,360	-	620	15,110	21,510	17,020	81,320
1-1/32 . . . . .	11,798	63,515	83,719	39,512	12,208	210,772	-	1,850	16,780	12,530	15,300	106,160
1-1/16 . . . . .	5,110	27,100	18,960	7,170	2,570	61,810	-	4,865	56,258	36,517	3,156	101,526
1-3/32 . . . . .	350	3,520	2,220	1,080	510	7,680	-	2,360	11,910	8,810	280	26,360
1-1/8 . . . . .	110	600	1,190	1,030	150	3,110	-	350	2,330	1,730	90	4,500
1-5/32 . . . . .	50	370	1,800	1,020	130	3,570	-	30	1,800	1,100	50	970
1-3/16 . . . . .	20	510	1,110	730	140	2,760	-	30	60	20	50	160
1-7/32 . . . . .	-	50	90	70	10	2,250	-	10	50	50	20	130
1-1/4 and longer . . . . .	20	210	310	130	60	1,110	-	10	100	30	140	180
All lengths 1/2 . . . . .	20,118	139,965	255,319	163,992	75,478	655,202	-	12,055	160,168	129,197	117,936	449,656
Average staple length (324 inches) . . . . .	33.2	33.0	32.3	32.1	31.5	32.3	-	33.3	32.9	32.8	30.8	32.2

1/2 As reported by the Bureau of the Census, running bales, linters excluded.

Table 29.—Grade and staple length of upland cotton ginned, during specified periods, by States, 1945-46

Grade and staple length	TEXAS						VIRGINIA					
	Prior to Sept. 1	September	October	November	After Nov. 30	Total Crop	Prior to Sept. 1	September	October	November	After Nov. 30	Total Crop
Grade	Bales	Bales	Bales	Bales	Bales	Bales	Bales	Bales	Bales	Bales	Bales	Bales
<b>Extra White:</b>												
3-0.M.	-	589	134	4	1	728	-	-	-	-	-	-
4-0.M.	6	10,764	2,920	1,532	43	15,265	-	-	-	-	-	-
5-M.	-	4,527	13,096	13,647	931	32,201	-	-	-	-	-	-
6-S.L.M.	-	205	11,052	7,788	1,998	21,041	-	-	-	-	-	-
7-L.M.	-	-	782	619	759	2,160	-	-	-	-	-	-
8-S.G.O.	-	-	9	2	278	289	-	-	-	-	-	-
9-0.O.	-	-	-	-	112	112	-	-	-	-	-	-
Total	6	16,085	27,993	23,990	4,122	71,796	-	-	-	-	-	-
<b>White:</b>												
1-M.P.	-	-	-	-	-	-	-	-	-	-	-	-
2-0.M.	-	-	-	-	-	-	-	-	-	-	-	-
3-0.M.	2,490	1,100	40	10	-	3,640	-	-	-	-	-	-
4-0.M.	60,230	45,940	2,050	430	670	110,120	-	-	-	-	-	-
5-M.	120,940	161,340	27,690	10,360	700	320,690	-	-	204	356	-	560
6-S.L.M.	72,468	78,547	153,671	129,493	9,145	443,324	-	293	3,987	5,143	952	10,375
7-L.M.	32,860	20,820	132,670	126,040	24,840	337,230	-	-	828	943	695	2,466
8-S.G.O.	8,370	8,970	39,140	55,520	22,910	134,910	-	-	48	31	-	79
9-0.O.	720	1,520	2,660	4,520	8,200	17,620	-	-	-	-	-	-
Total	297,678	318,237	359,721	326,373	66,495	1,367,494	-	293	5,067	6,473	1,647	13,480
<b>Spotted:</b>												
3-0.M.	10	2,740	620	3,170	1,235	7,775	-	-	-	-	-	-
4-0.M.	1,500	27,729	18,130	24,125	3,127	74,611	-	-	-	65	-	65
5-M.	150	15,156	39,402	69,589	17,506	141,803	-	-	-	257	197	454
6-S.L.M.	10	1,770	13,771	27,288	21,506	64,345	-	-	-	31	33	64
7-L.M.	-	90	1,714	2,953	9,035	13,792	-	-	-	-	-	-
Total	1,670	47,485	73,637	127,125	52,409	302,326	-	-	-	353	230	583
<b>Tinged:</b>												
3-0.M.	-	-	-	-	4	4	-	-	-	-	-	-
4-0.M.	-	10	-	20	24	54	-	-	-	-	-	-
5-M.	-	-	20	240	111	371	-	-	-	-	-	-
6-S.L.M.	-	-	-	90	167	257	-	-	-	-	-	-
7-L.M.	-	-	-	10	220	230	-	-	-	-	-	-
Total	-	10	20	360	526	916	-	-	-	-	-	-
<b>Greys:</b>												
3-0.M.	-	4	290	62	27	383	-	-	-	-	-	-
4-0.M.	50	23	503	2,243	157	2,976	-	-	-	-	-	-
5-M.	380	80	348	722	206	1,736	-	-	-	-	-	-
Total	430	107	1,141	3,027	390	5,095	-	-	-	-	-	-
Below Grade	-	21	110	500	1,177	1,808	-	-	-	-	11	11
All grades 1/2	299,784	381,945	461,622	480,975	125,109	1,749,435	-	293	5,067	6,826	1,888	14,074
Grade index	97.0	97.4	90.2	89.0	83.7	92.1	-	94.0	92.6	92.9	90.2	92.5
<b>Staple length (inches)</b>												
13/16 and shorter	100	6,261	34,572	87,279	48,323	176,335	-	-	-	-	-	-
7/8	1,990	18,040	86,071	105,901	23,989	235,991	-	-	-	-	-	-
29/32	4,540	25,670	99,991	60,010	13,182	163,393	-	-	-	-	-	-
15/16	19,828	123,067	441,153	113,044	25,276	422,038	-	-	240	171	44	455
31/32	25,990	98,566	75,361	55,793	6,235	261,945	-	-	1,344	529	586	2,459
1	57,410	56,307	29,361	25,423	2,255	171,156	-	-	1,248	1,872	1,236	4,356
1-1/32	102,920	32,458	6,780	6,117	1,183	149,488	-	153	1,221	2,436	22	4,032
1-1/16	68,301	6,709	3,195	7,592	2,547	88,304	-	140	814	1,225	-	2,179
1-3/32	16,365	6,206	15,114	13,994	1,570	53,847	-	-	-	425	-	425
1-1/8	1,832	6,215	6,976	3,697	395	19,045	-	-	-	102	-	102
1-5/32	220	1,328	2,324	1,848	155	5,875	-	-	-	66	-	66
1-3/16	110	469	822	289	9	1,699	-	-	-	-	-	-
1-7/32	60	44	122	24	-	290	-	-	-	-	-	-
1-1/4 and longer	20	5	20	4	-	49	-	-	-	-	-	-
All lengths 1/2	299,784	381,945	461,622	480,975	125,109	1,749,435	-	293	5,067	6,826	1,888	14,074
Average staple length (32d inches)	32.7	30.9	29.9	29.3	28.3	30.3	-	33.5	32.2	32.9	31.7	32.5

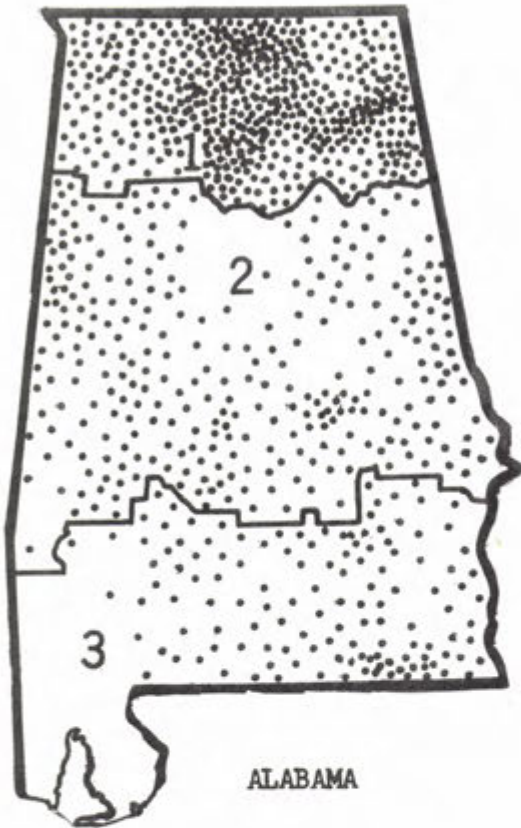
1/2 As reported by the Bureau of the Census, running bales, linters excluded.

Table 30.-- Grade and staple length of upland cotton ginned, by States and districts, 1945-46

Grade and staple length	ALABAMA				ARKANSAS				
	Ginned in district			Ginned in the	Ginned in district				Ginned in the
	1	2	3	State	1	2	3	4	State
Grades	Bales	Bales	Bales	Bales	Bales	Bales	Bales	Bales	Bales
<b>White:</b>									
1-M.P. . . . .	-	-	-	-	-	-	-	-	-
2-S.G.M. . . . .	-	-	-	-	-	-	-	-	-
3-G.M. . . . .	40	120	-	160	-	-	-	20	20
4-S.M. . . . .	7,290	12,930	1,590	21,810	370	3,750	850	4,530	9,500
5-M. . . . .	268,990	145,130	37,270	451,390	32,324	128,667	34,680	96,013	291,684
6-S.L.M. . . . .	159,835	90,817	61,510	312,162	26,380	183,003	36,920	105,460	351,763
7-L.M. . . . .	9,610	7,120	15,260	31,990	1,760	34,940	3,850	22,790	63,340
8-S.G.O. . . . .	4,380	290	2,950	7,580	2,250	30,210	1,190	32,170	65,820
9-G.O. . . . .	4,730	30	490	5,250	1,760	82,640	1,660	27,480	113,540
Total . . . .	454,875	256,397	119,070	830,342	64,844	463,210	79,150	288,463	895,667
<b>Spotted:</b>									
3-G.M. . . . .	150	880	130	1,160	-	-	-	-	-
4-S.M. . . . .	15,100	18,170	2,600	35,870	1,140	1,850	1,390	1,930	6,310
5-M. . . . .	5,400	13,500	3,720	22,620	1,320	4,300	2,020	6,380	14,020
6-S.L.M. . . . .	2,020	1,340	970	4,330	1,010	2,230	300	6,110	9,950
7-L.M. . . . .	4,780	140	140	5,060	1,970	7,590	340	9,200	19,100
Total . . . .	27,450	34,030	7,560	69,040	5,440	15,970	4,050	23,920	49,380
<b>Tinged:</b>									
3-G.M. . . . .	-	-	-	-	-	-	-	-	-
4-S.M. . . . .	40	-	-	40	-	20	-	-	20
5-M. . . . .	40	20	-	60	20	20	-	10	50
6-S.L.M. . . . .	10	-	-	10	20	90	-	50	160
7-L.M. . . . .	50	-	-	50	40	930	-	110	1,080
Total . . . .	140	20	-	160	80	1,060	-	170	1,310
<b>Gray:</b>									
3-G.M. . . . .	-	130	-	130	-	-	-	10	10
4-S.M. . . . .	210	1,080	10	1,300	-	100	-	220	320
5-M. . . . .	990	380	10	1,380	60	1,510	170	3,130	4,870
Total . . . .	1,200	1,590	20	2,810	60	1,610	170	3,360	5,200
Below Grade . . . .	2,880	10	230	3,120	390	49,420	410	4,960	55,180
All grades . . . .	486,545	292,047	126,880	1,905,472	70,814	531,270	83,780	320,873	1,1,006,737
Grade index . . . .	96.6	97.4	94.2	96.5	94.5	86.6	95.2	90.0	89.0
<b>Staple length (inches)</b>									
13/16 and shorter	440	400	370	1,210	1,560	530	200	10	2,300
7/8 . . . . .	4,340	2,120	2,180	8,640	6,150	11,700	2,720	1,030	21,600
29/32 . . . . .	9,020	3,480	1,390	13,890	5,350	3,240	3,690	440	12,720
15/16 . . . . .	28,050	21,670	11,010	60,730	7,260	86,740	6,930	30,200	131,130
31/32 . . . . .	65,570	59,370	27,670	152,610	4,080	8,940	5,900	9,180	28,100
1 . . . . .	203,460	133,300	53,460	390,220	17,070	88,230	15,990	69,240	190,530
1-1/32 . . . . .	154,745	62,537	27,380	244,662	16,730	120,510	23,110	62,690	223,040
1-1/16 . . . . .	14,990	7,440	3,410	25,840	10,194	150,960	18,460	94,763	274,377
1-3/32 . . . . .	1,260	390	10	1,660	2,060	49,520	5,900	38,110	95,590
1-1/8 . . . . .	760	130	-	890	250	8,200	550	10,680	19,680
1-5/32 . . . . .	650	280	-	930	10	1,050	140	2,460	3,660
1-3/16 . . . . .	1,690	400	-	2,090	60	810	160	1,080	2,110
1-7/32 . . . . .	960	360	-	1,320	20	520	30	570	1,140
1-1/4 and longer	610	170	-	780	20	320	-	420	760
All lengths . . . .	486,545	292,047	126,880	1,905,472	70,814	531,270	83,780	320,873	1,1,006,737
Average staple length (32d inches)	32.1	31.9	31.7	32.0	31.7	32.7	32.5	33.1	32.7

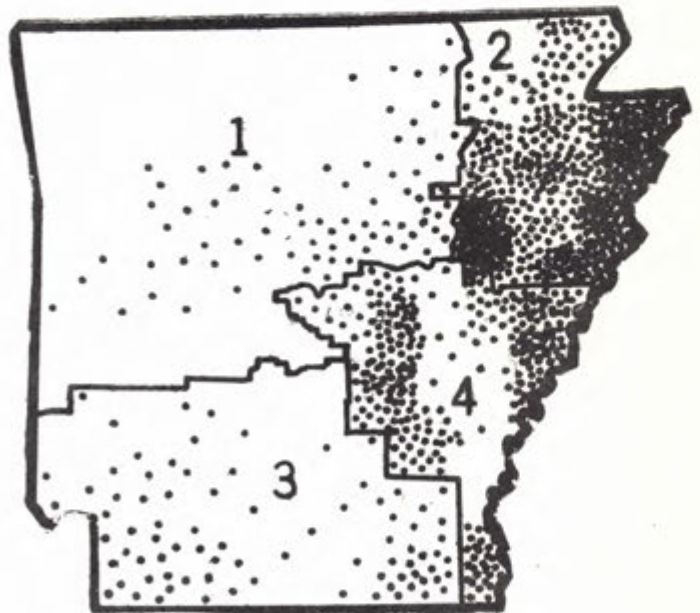
1/ As reported by the Bureau of the Census, running bales, linters excluded.

COTTON PRODUCTION IN ALABAMA AND ARKANSAS,  
BY DISTRICTS, 1945-46



ALABAMA

Each dot represents 1,000 bales



ARKANSAS

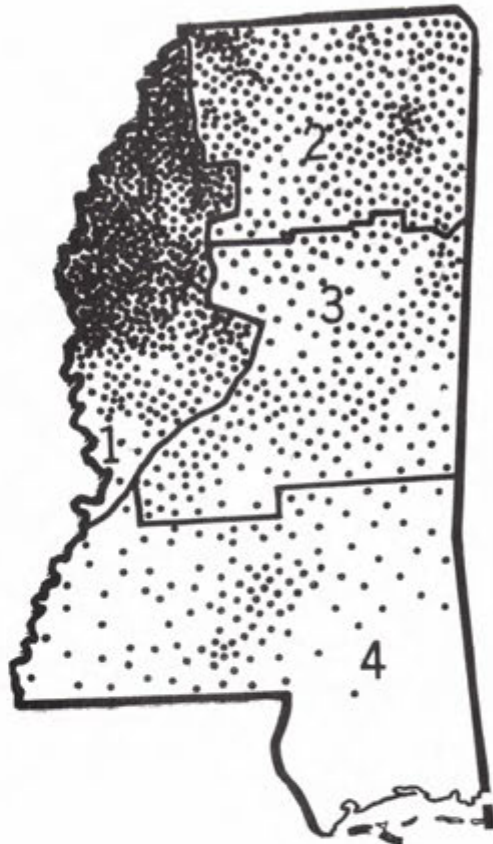
Each dot represents 1,000 bales

Table 30.-- Grade and staple length of upland cotton ginned, by States and districts, 1945-46 - Continued

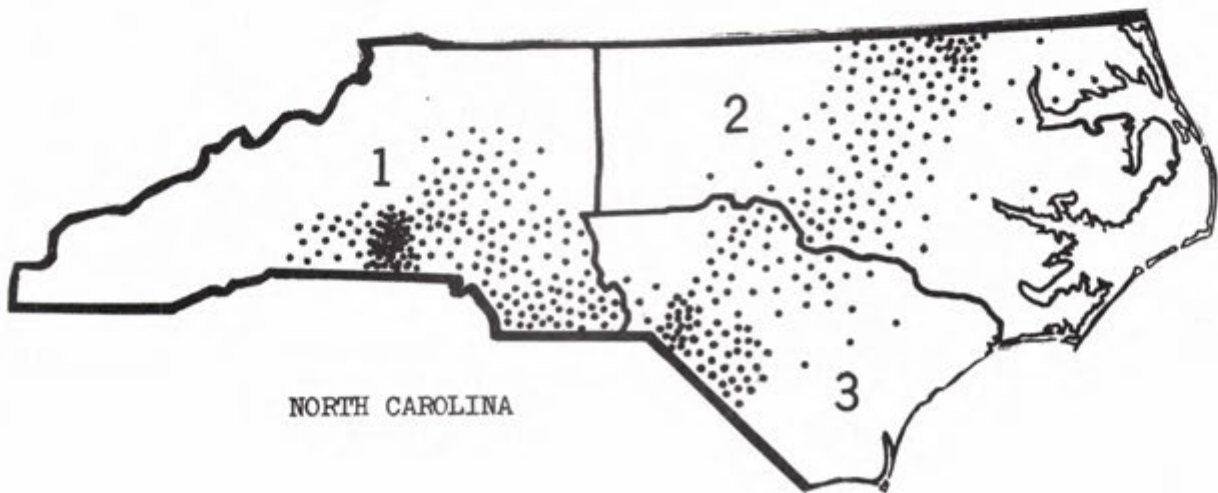
Grade and staple length	GEORGIA				LOUISIANA					Ginned in the State
	Ginned in district			Ginned in the State	Ginned in district					
	1	2	3		1	2	3	4		
Grade	Bales	Bales	Bales	Bales	Bales	Bales	Bales	Bales	Bales	
<b>White:</b>										
1-M.F. . . . .	-	-	-	-	-	-	-	-	-	-
2-S.G.M. . . . .	-	-	-	-	-	-	-	-	-	-
3-O.M. . . . .	100	-	30	130	-	-	240	-	-	240
4-S.M. . . . .	5,780	150	1,550	7,480	1,110	350	14,480	2,860	-	19,100
5-M. . . . .	108,700	9,790	23,860	142,350	21,260	9,290	51,000	34,840	-	116,390
6-S.L.M. . . . .	192,558	50,167	49,792	292,517	35,862	12,142	61,573	46,351	-	155,928
7-L.M. . . . .	17,990	33,680	42,650	94,320	17,070	1,020	17,640	20,700	-	56,430
8-S.G.O. . . . .	5,090	6,330	9,810	21,230	2,530	-	1,060	3,230	-	6,820
9-O.O. . . . .	7,610	1,140	2,140	10,890	170	-	50	330	-	550
<b>Total . . . . .</b>	<b>337,828</b>	<b>101,257</b>	<b>129,832</b>	<b>568,917</b>	<b>78,302</b>	<b>22,602</b>	<b>146,043</b>	<b>108,311</b>	-	<b>355,458</b>
<b>Spotted:</b>										
3-O.M. . . . .	100	-	-	100	-	-	50	-	-	50
4-S.M. . . . .	39,660	990	270	40,920	940	1,180	4,240	800	-	7,160
5-M. . . . .	32,180	6,050	1,000	39,230	2,810	1,120	4,500	1,930	-	10,360
6-S.L.M. . . . .	3,390	1,640	140	5,170	980	30	640	600	-	2,250
7-L.M. . . . .	3,590	210	150	3,950	1,450	-	50	220	-	1,720
<b>Total . . . . .</b>	<b>78,920</b>	<b>8,890</b>	<b>1,560</b>	<b>89,370</b>	<b>6,180</b>	<b>2,330</b>	<b>9,480</b>	<b>3,550</b>	-	<b>21,540</b>
<b>Tinged:</b>										
3-O.M. . . . .	10	-	-	10	-	-	-	-	-	-
4-S.M. . . . .	90	-	-	90	-	-	-	-	-	-
5-M. . . . .	50	10	-	60	-	-	-	-	-	-
6-S.L.M. . . . .	140	-	-	140	-	-	-	-	-	-
7-L.M. . . . .	1,780	10	-	1,790	70	-	-	-	-	70
<b>Total . . . . .</b>	<b>2,070</b>	<b>20</b>	<b>-</b>	<b>2,090</b>	<b>70</b>	<b>-</b>	<b>-</b>	<b>-</b>	-	<b>70</b>
<b>Grays:</b>										
3-O.M. . . . .	-	-	-	-	-	-	-	-	-	-
4-S.M. . . . .	100	-	-	100	-	-	50	-	-	50
5-M. . . . .	280	10	30	320	50	-	330	-	-	380
<b>Total . . . . .</b>	<b>380</b>	<b>10</b>	<b>30</b>	<b>420</b>	<b>50</b>	<b>-</b>	<b>380</b>	<b>-</b>	-	<b>430</b>
Below Grade . . . .	2,790	310	660	3,760	120	-	40	50	-	210
All grades . . . .	421,988	110,487	132,082	664,557	84,722	25,132	155,943	111,911	-	1/377,708
Grade index . . . .	94.4	90.2	90.4	92.9	92.8	96.2	95.8	93.8	-	94.5
<b>Staple length (inches)</b>										
13/16 and shorter .	160	70	940	1,170	10	210	20	20	-	260
7/8 . . . . .	8,500	1,760	2,060	12,320	280	620	40	110	-	1,050
29/32 . . . . .	2,070	1,060	920	4,050	190	280	-	40	-	510
15/16 . . . . .	19,940	11,970	4,680	36,590	90	1,060	110	990	-	2,250
31/32 . . . . .	63,070	28,840	16,560	108,470	140	1,130	100	1,270	-	2,640
1 . . . . .	161,208	44,617	54,842	260,667	4,460	8,520	4,520	26,630	-	44,130
1-1/32 . . . . .	118,990	18,120	30,920	168,030	31,950	10,360	35,470	46,710	-	124,190
1-1/16 . . . . .	40,880	3,570	17,400	61,850	41,842	2,592	75,433	30,801	-	150,668
1-3/32 . . . . .	5,260	80	760	6,100	5,450	110	32,050	5,010	-	42,620
1-1/8 . . . . .	1,200	150	150	1,500	300	60	6,730	310	-	7,400
1-5/32 . . . . .	190	80	60	330	10	50	830	10	-	900
1-3/16 . . . . .	270	50	1,110	1,430	-	140	250	-	-	390
1-7/32 . . . . .	70	40	320	430	-	-	230	-	-	230
1-1/4 and longer .	180	80	1,360	1,620	-	-	160	10	-	170
<b>All lengths . . . .</b>	<b>421,988</b>	<b>110,487</b>	<b>132,082</b>	<b>664,557</b>	<b>84,722</b>	<b>25,132</b>	<b>155,943</b>	<b>111,911</b>	-	<b>1/377,708</b>
Average staple length (32d inches) . . . .	32.2	31.7	32.3	32.1	33.5	32.4	34.0	33.1	-	33.5

1/ As reported by the Bureau of the Census, running bales, linters excluded.

COTTON PRODUCTION IN MISSISSIPPI AND NORTH CAROLINA,  
BY DISTRICTS, 1945-46



MISSISSIPPI



NORTH CAROLINA

Each dot represents 1,000 bales

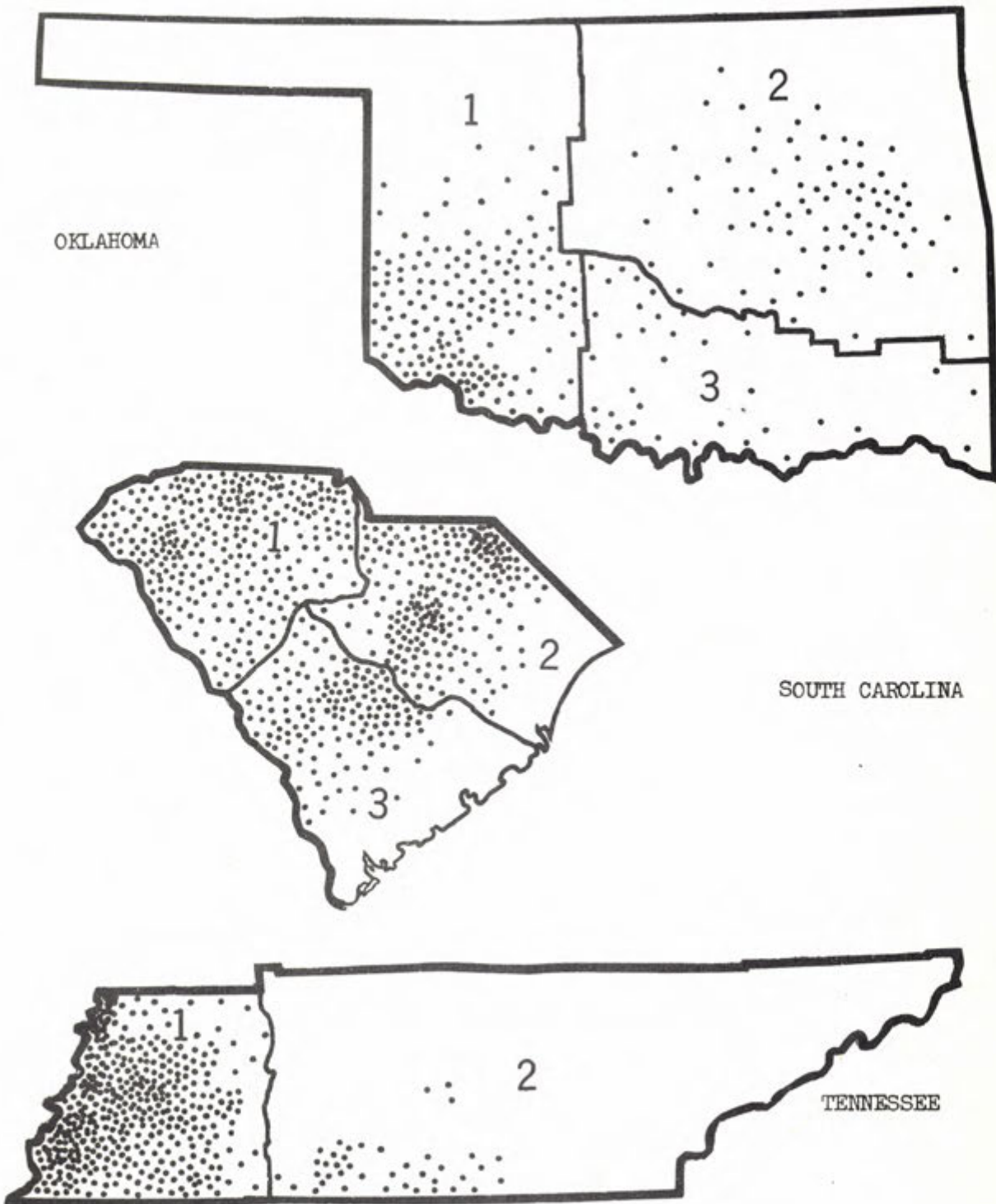


Table 30.—Grade and staple length of upland cotton ginned by States and districts, 1945-46 - Continued

Grade and staple length	OKLAHOMA				SOUTH CAROLINA				TENNESSEE			
	Ginned in district			Ginned in the	Ginned in district			Ginned in the	Ginned in district			Ginned in the
	1	2	3	State	1	2	3	State	1	2	3	State
Grades	Bales	Bales	Bales	Bales	Bales	Bales	Bales	Bales	Bales	Bales	Bales	Bales
<b>White:</b>												
1-M.F.	-	-	-	-	-	-	-	-	-	-	-	-
2-S.O.M.	-	-	-	-	-	-	-	-	-	-	-	-
3-G.N.	-	-	-	-	-	-	-	-	-	10	20	30
4-S.N.	500	340	10	850	530	110	490	1,130	4,300	840	5,140	
5-M.	8,000	2,610	120	11,530	36,140	13,320	19,090	68,550	103,480	24,010	127,490	
6-S.L.M.	43,530	7,850	860	51,640	120,946	52,949	38,447	212,342	137,363	14,853	152,216	
7-L.M.	46,526	28,268	8,220	80,014	33,980	89,230	44,700	187,910	29,170	890	30,060	
8-S.O.C.	9,510	22,060	7,600	39,170	3,170	38,440	21,740	63,350	31,880	560	32,430	
9-G.O.	2,130	2,340	600	5,070	2,460	11,860	11,760	26,090	69,380	490	69,870	
Total	110,996	60,188	17,110	188,274	197,226	206,909	136,227	639,362	365,683	41,653	407,236	
<b>Spotted:</b>												
3-G.N.	-	-	-	-	70	-	-	70	-	-	-	-
4-S.N.	9,910	1,710	120	11,740	13,570	740	360	14,570	2,660	1,900	4,360	
5-M.	23,690	9,800	3,200	36,690	63,110	4,770	3,470	71,350	4,610	1,130	5,940	
6-S.L.M.	12,680	9,070	10,980	32,570	9,630	6,460	2,680	18,660	2,280	340	2,640	
7-L.M.	3,620	2,950	2,530	8,900	2,600	930	960	4,480	3,300	290	3,690	
Total	49,670	23,530	16,600	89,800	89,980	12,890	7,260	109,130	12,960	3,680	16,630	
<b>Tinged:</b>												
3-G.N.	-	-	-	-	10	-	-	10	-	-	-	-
4-S.N.	20	10	-	30	370	-	-	370	-	20	30	
5-M.	40	30	20	90	870	10	40	920	-	10	10	
6-S.L.M.	30	30	-	60	100	20	20	140	10	-	10	
7-L.M.	140	40	470	650	160	-	20	180	230	20	250	
Total	230	110	490	830	1,610	30	60	1,620	240	60	300	
<b>Yellow Stained:</b>												
3-G.N.	-	-	-	-	-	-	-	-	-	-	-	-
4-S.N.	-	-	-	-	10	-	-	10	-	-	-	-
5-M.	-	-	-	-	-	-	-	-	-	-	-	-
Total	-	-	-	-	10	-	-	10	-	-	-	-
<b>Gray:</b>												
3-G.N.	-	-	-	-	-	-	-	-	-	-	-	-
4-S.N.	-	-	-	-	10	70	30	110	60	-	60	
5-M.	-	-	-	-	120	140	280	620	130	10	140	
Total	-	-	-	-	130	210	290	630	190	10	200	
Below Grade	550	160	90	790	510	1,560	2,580	4,450	25,210	180	25,890	
All grades	161,446	83,958	34,290	279,694	288,366	220,399	146,437	655,202	404,173	45,483	1,449,656	
Grade index	89.1	84.2	82.1	86.8	92.7	85.7	86.5	88.9	87.7	96.5	88.6	
<b>Staple length (inches)</b>												
15/16 and shorter	33,990	4,400	5,240	43,630	30	60	170	260	2,570	1,200	3,770	
7/8	88,536	23,118	13,140	94,794	300	1,370	3,190	4,620	17,600	4,930	22,530	
29/32	20,660	9,040	4,130	33,830	260	3,180	2,990	6,420	10,520	4,970	15,490	
15/16	26,610	25,720	6,780	59,110	4,660	21,760	12,580	39,170	65,910	5,100	71,010	
31/32	9,130	7,530	1,780	18,440	27,430	38,080	21,830	89,340	9,210	3,040	12,250	
1	10,420	11,660	3,000	25,080	103,400	76,270	44,670	224,340	76,430	7,890	84,320	
1-1/32	1,790	1,940	190	3,920	117,316	52,199	41,257	210,772	95,040	10,420	106,460	
1-1/16	290	860	30	870	31,080	14,600	16,110	61,840	35,763	5,743	101,526	
1-3/32	20	-	-	20	3,010	2,460	2,210	7,680	24,970	1,390	26,360	
1-1/8	-	-	-	-	460	2,060	600	3,110	3,990	610	4,600	
1-5/32	-	-	-	-	160	2,650	360	3,370	770	200	970	
1-3/16	-	-	-	-	60	2,440	240	2,740	90	70	160	
1-7/32	-	-	-	-	10	2,070	150	2,230	110	20	130	
1-1/4 and longer	-	-	-	-	10	960	150	1,110	180	-	180	
All lengths	161,446	83,958	34,290	279,694	288,366	220,399	146,437	655,202	404,173	45,483	1,449,656	
Average staple length (324 inches)	26.5	29.6	28.7	28.9	32.5	32.2	32.1	32.3	32.5	31.4	32.2	

1/ As reported by the Bureau of the Census, running bales, linters excluded.

COTTON PRODUCTION IN OKLAHOMA, SOUTH CAROLINA,  
AND TENNESSEE, BY DISTRICTS, 1945-46



Each dot represents 1,000 bales

Table 30.-- Grade and staple length of upland cotton ginned by States and districts, 1945-46 - Continued

Grade and staple length	TEXAS										Ginned in the State
	Ginned in district										
	1	2	3	4	5	6	7	8	9	10	
Grade	Bales	Bales	Bales	Bales	Bales	Bales	Bales	Bales	Bales	Bales	Bales
<b>Extra White:</b>											
3-0.M.	-	-	-	-	-	728	-	-	-	-	728
4-S.M.	-	-	-	-	-	15,265	-	-	-	-	15,265
5-M.	-	-	-	-	-	32,201	-	-	-	-	32,201
6-S.L.M.	-	-	-	-	-	21,041	-	-	-	-	21,041
7-L.M.	-	-	-	-	-	2,160	-	-	-	-	2,160
8-S.G.O.	-	-	-	-	-	289	-	-	-	-	289
9-G.O.	-	-	-	-	-	112	-	-	-	-	112
Total	-	-	-	-	-	71,796	-	-	-	-	71,796
<b>White:</b>											
1-M.F.	-	-	-	-	-	-	-	-	-	-	-
2-S.G.M.	-	-	-	-	-	-	-	-	-	-	-
3-G.M.	-	30	-	980	10	-	100	860	300	1,360	3,640
4-S.M.	260	3,090	20	41,010	2,720	-	1,400	21,960	7,910	31,750	110,120
5-M.	1,880	29,900	490	127,910	17,600	-	2,460	59,080	21,040	60,290	320,650
6-S.L.M.	28,053	92,836	1,085	158,169	44,977	-	3,815	66,923	21,458	26,008	443,324
7-L.M.	33,340	101,080	2,920	106,820	18,970	-	10,570	37,050	17,630	8,850	337,230
8-S.G.O.	4,140	22,040	2,860	63,070	8,330	-	940	18,560	14,100	870	134,910
9-G.O.	710	2,200	70	6,840	2,070	-	10	2,240	3,360	120	17,620
Total	68,383	251,176	7,445	504,799	94,677	-	19,295	206,673	85,798	129,248	1,367,494
<b>Spotted:</b>											
3-0.M.	310	520	-	1,900	90	4,225	690	40	-	-	7,775
4-S.M.	7,380	28,400	430	22,610	4,220	4,041	1,600	3,730	2,180	20	74,611
5-M.	27,720	58,180	2,180	26,400	10,060	1,553	1,890	7,980	5,820	20	141,803
6-S.L.M.	12,540	29,370	4,100	10,710	1,990	1,075	480	2,120	1,960	-	64,345
7-L.M.	2,470	6,240	670	2,510	160	912	-	380	450	-	13,792
Total	50,420	122,710	7,380	64,130	16,520	11,806	4,660	14,250	10,410	40	302,326
<b>Tinged:</b>											
3-G.M.	-	-	-	-	-	4	-	-	-	-	4
4-S.M.	10	20	-	-	-	14	-	-	10	-	54
5-M.	260	60	-	-	20	11	-	-	20	-	371
6-S.L.M.	50	190	-	-	-	7	-	10	-	-	257
7-L.M.	-	220	-	10	-	-	-	-	-	-	230
Total	320	490	-	10	20	36	-	10	30	-	916
<b>Gray:</b>											
3-0.M.	-	-	-	10	-	373	-	-	-	-	383
4-S.M.	-	-	-	2,700	-	156	-	100	20	-	2,976
5-M.	20	40	-	1,140	-	36	-	450	50	-	1,736
Total	20	40	-	3,850	-	565	-	550	70	-	5,095
Below Grade	230	290	-	310	440	48	-	70	420	-	1,808
All grades	119,373	374,706	14,825	573,099	111,657	84,251	23,955	221,553	96,728	129,288	1,749,435
Grade index	89.3	89.9	85.0	92.0	91.6	98.1	90.8	93.3	90.6	98.6	92.1
<b>Staple length (inches)</b>											
13/16 and shorter	58,710	103,890	5,350	2,210	380	1,205	3,980	320	260	30	176,335
7/8	36,540	156,670	5,450	18,800	2,360	511	8,990	3,620	1,890	1,160	235,991
29/32	13,240	61,820	2,540	64,880	4,070	3	6,680	8,180	420	1,250	163,383
15/16	7,953	39,096	1,085	266,119	30,007	1,914	3,525	48,993	16,938	6,418	422,048
31/32	1,880	7,990	250	156,720	27,090	205	680	41,380	17,500	8,250	261,945
1	840	3,840	120	50,060	24,350	1,836	100	43,530	25,690	20,790	171,156
1-1/32	180	1,180	20	12,920	16,750	3,608	-	48,150	26,640	40,040	119,488
1-1/16	20	190	10	1,320	5,890	13,174	-	24,240	6,600	36,860	88,304
1-3/32	10	30	-	70	740	37,117	-	2,710	780	12,390	53,847
1-1/8	-	-	-	-	20	17,215	-	120	10	1,700	19,065
1-5/32	-	-	-	-	-	5,655	-	10	-	210	5,875
1-3/16	-	-	-	-	-	1,589	-	-	-	110	1,699
1-7/32	-	-	-	-	-	190	-	-	-	60	250
1-1/4 and longer	-	-	-	-	-	29	-	-	-	20	49
All lengths	119,373	374,706	14,825	573,099	111,657	84,251	23,955	221,553	96,728	129,288	1,749,435
Average staple length (32d inches)	27.3	27.9	27.7	30.3	31.3	34.8	28.3	31.7	31.8	33.0	30.3

1/ As reported by the Bureau of the Census, running bales, linters excluded.

Table 31.--Grade and staple length of upland cotton in the carry-over, United States, August 1, 1946 - Continued

Grade	3/4 inch		7/8 inch		29/32 inch		15/16 inch		31/32 inch		1 inch		1-1/32 inch		1-1/16 inch		1-5/32 inch		1-7/32 inch		1-1/4 inch																																																																																																																																																																																																																																																																																																																																																																																																																																																																																																																																																																																																																																																																																																																																																																																																																																																																																																																																																																																																																																																																																																																																																																																																		
	Percent	Shorter	Percent	Shorter	Percent	Shorter	Percent	Shorter	Percent	Shorter	Percent	Shorter	Percent	Shorter	Percent	Shorter	Percent	Shorter	Percent	Shorter	Percent	Shorter																																																																																																																																																																																																																																																																																																																																																																																																																																																																																																																																																																																																																																																																																																																																																																																																																																																																																																																																																																																																																																																																																																																																																																																																	
Extra White:																								3-0.M.	62.2	64.2	65.5	70.1	78.6	85.1	86.6	89.2	89.4	90.3	93.4	92.0	94.8	94.6	81.4									1-M.F.																								2-S.G.M.																								3-0.M.																								4-S.M.																								5-M.																								6-S.L.M.																								7-L.M.																								8-S.G.O.																								9-5.O.																								Total	.1	.4	.2	1.4	1.0	1.2	2.0	3.4	7.1	6.4	4.7	4.5	2.8	4.2	2.2									White:																								1-M.F.																								2-S.G.M.																								3-0.M.																								4-S.M.																								5-M.																								6-S.L.M.																								7-L.M.																								8-S.G.O.																								9-5.O.																								Total	62.2	64.2	65.5	70.1	78.6	85.1	86.6	89.2	89.4	90.3	93.4	92.0	94.8	94.6	81.4									Spotted:																								3-0.M.																								4-S.M.																								5-M.																								6-S.L.M.																								7-L.M.																								Total	31.8	33.6	34.1	29.0	16.1	12.7	9.1	6.6	5.2	4.5	3.4	3.0	1.9	1.0	13.6									Tinged:																								3-0.M.																								4-S.M.																								5-M.																								6-S.L.M.																								7-L.M.																								Total	4.9	1.6	2.2	1.1	2.1	.4	.5	.2	.1	.1	.1	.1	.1	.1	.1	.1	.1	.1	.1	.1	.1	.1	.1	Yellow Stained:																								3-0.M.																								4-S.M.																								5-M.																								Total	.1	.1	.2	.1	.1	.1	.1	.1	.1	.1	.1	.1	.1	.1	.1	.1	.1	.1	.1	.1	.1	.1	.1	Gray:																								3-0.M.																								4-S.M.																								5-M.																								Total	.2	.1	.1	.2	.3	.4	.7	1.9	3.2	1.1	.4	.1	.4	.1	1.0									Below grade	1.0	.2	.5	.4	1.5	.4	1.9	.3	.6	.1	.1	.1	.1	.2	.7									All grades	100.0	100.0	100.0	100.0	100.0	100.0	100.0	100.0	100.0	100.0	100.0	100.0	100.0	100.0	100.0	100.0	100.0	100.0	100.0	100.0	100.0	100.0	100.0
3-0.M.	62.2	64.2	65.5	70.1	78.6	85.1	86.6	89.2	89.4	90.3	93.4	92.0	94.8	94.6	81.4									1-M.F.																								2-S.G.M.																								3-0.M.																								4-S.M.																								5-M.																								6-S.L.M.																								7-L.M.																								8-S.G.O.																								9-5.O.																								Total	.1	.4	.2	1.4	1.0	1.2	2.0	3.4	7.1	6.4	4.7	4.5	2.8	4.2	2.2									White:																								1-M.F.																								2-S.G.M.																								3-0.M.																								4-S.M.																								5-M.																								6-S.L.M.																								7-L.M.																								8-S.G.O.																								9-5.O.																								Total	62.2	64.2	65.5	70.1	78.6	85.1	86.6	89.2	89.4	90.3	93.4	92.0	94.8	94.6	81.4									Spotted:																								3-0.M.																								4-S.M.																								5-M.																								6-S.L.M.																								7-L.M.																								Total	31.8	33.6	34.1	29.0	16.1	12.7	9.1	6.6	5.2	4.5	3.4	3.0	1.9	1.0	13.6									Tinged:																								3-0.M.																								4-S.M.																								5-M.																								6-S.L.M.																								7-L.M.																								Total	4.9	1.6	2.2	1.1	2.1	.4	.5	.2	.1	.1	.1	.1	.1	.1	.1	.1	.1	.1	.1	.1	.1	.1	.1	Yellow Stained:																								3-0.M.																								4-S.M.																								5-M.																								Total	.1	.1	.2	.1	.1	.1	.1	.1	.1	.1	.1	.1	.1	.1	.1	.1	.1	.1	.1	.1	.1	.1	.1	Gray:																								3-0.M.																								4-S.M.																								5-M.																								Total	.2	.1	.1	.2	.3	.4	.7	1.9	3.2	1.1	.4	.1	.4	.1	1.0									Below grade	1.0	.2	.5	.4	1.5	.4	1.9	.3	.6	.1	.1	.1	.1	.2	.7									All grades	100.0	100.0	100.0	100.0	100.0	100.0	100.0	100.0	100.0	100.0	100.0	100.0	100.0	100.0	100.0	100.0	100.0	100.0	100.0	100.0	100.0	100.0	100.0																								
1-M.F.																								2-S.G.M.																								3-0.M.																								4-S.M.																								5-M.																								6-S.L.M.																								7-L.M.																								8-S.G.O.																								9-5.O.																								Total	.1	.4	.2	1.4	1.0	1.2	2.0	3.4	7.1	6.4	4.7	4.5	2.8	4.2	2.2									White:																								1-M.F.																								2-S.G.M.																								3-0.M.																								4-S.M.																								5-M.																								6-S.L.M.																								7-L.M.																								8-S.G.O.																								9-5.O.																								Total	62.2	64.2	65.5	70.1	78.6	85.1	86.6	89.2	89.4	90.3	93.4	92.0	94.8	94.6	81.4									Spotted:																								3-0.M.																								4-S.M.																								5-M.																								6-S.L.M.																								7-L.M.																								Total	31.8	33.6	34.1	29.0	16.1	12.7	9.1	6.6	5.2	4.5	3.4	3.0	1.9	1.0	13.6									Tinged:																								3-0.M.																								4-S.M.																								5-M.																								6-S.L.M.																								7-L.M.																								Total	4.9	1.6	2.2	1.1	2.1	.4	.5	.2	.1	.1	.1	.1	.1	.1	.1	.1	.1	.1	.1	.1	.1	.1	.1	Yellow Stained:																								3-0.M.																								4-S.M.																								5-M.																								Total	.1	.1	.2	.1	.1	.1	.1	.1	.1	.1	.1	.1	.1	.1	.1	.1	.1	.1	.1	.1	.1	.1	.1	Gray:																								3-0.M.																								4-S.M.																								5-M.																								Total	.2	.1	.1	.2	.3	.4	.7	1.9	3.2	1.1	.4	.1	.4	.1	1.0									Below grade	1.0	.2	.5	.4	1.5	.4	1.9	.3	.6	.1	.1	.1	.1	.2	.7									All grades	100.0	100.0	100.0	100.0	100.0	100.0	100.0	100.0	100.0	100.0	100.0	100.0	100.0	100.0	100.0	100.0	100.0	100.0	100.0	100.0	100.0	100.0	100.0																																																
2-S.G.M.																								3-0.M.																								4-S.M.																								5-M.																								6-S.L.M.																								7-L.M.																								8-S.G.O.																								9-5.O.																								Total	.1	.4	.2	1.4	1.0	1.2	2.0	3.4	7.1	6.4	4.7	4.5	2.8	4.2	2.2									White:																								1-M.F.																								2-S.G.M.																								3-0.M.																								4-S.M.																								5-M.																								6-S.L.M.																								7-L.M.																								8-S.G.O.																								9-5.O.																								Total	62.2	64.2	65.5	70.1	78.6	85.1	86.6	89.2	89.4	90.3	93.4	92.0	94.8	94.6	81.4									Spotted:																								3-0.M.																								4-S.M.																								5-M.																								6-S.L.M.																								7-L.M.																								Total	31.8	33.6	34.1	29.0	16.1	12.7	9.1	6.6	5.2	4.5	3.4	3.0	1.9	1.0	13.6									Tinged:																								3-0.M.																								4-S.M.																								5-M.																								6-S.L.M.																								7-L.M.																								Total	4.9	1.6	2.2	1.1	2.1	.4	.5	.2	.1	.1	.1	.1	.1	.1	.1	.1	.1	.1	.1	.1	.1	.1	.1	Yellow Stained:																								3-0.M.																								4-S.M.																								5-M.																								Total	.1	.1	.2	.1	.1	.1	.1	.1	.1	.1	.1	.1	.1	.1	.1	.1	.1	.1	.1	.1	.1	.1	.1	Gray:																								3-0.M.																								4-S.M.																								5-M.																								Total	.2	.1	.1	.2	.3	.4	.7	1.9	3.2	1.1	.4	.1	.4	.1	1.0									Below grade	1.0	.2	.5	.4	1.5	.4	1.9	.3	.6	.1	.1	.1	.1	.2	.7									All grades	100.0	100.0	100.0	100.0	100.0	100.0	100.0	100.0	100.0	100.0	100.0	100.0	100.0	100.0	100.0	100.0	100.0	100.0	100.0	100.0	100.0	100.0	100.0																																																																								
3-0.M.																								4-S.M.																								5-M.																								6-S.L.M.																								7-L.M.																								8-S.G.O.																								9-5.O.																								Total	.1	.4	.2	1.4	1.0	1.2	2.0	3.4	7.1	6.4	4.7	4.5	2.8	4.2	2.2									White:																								1-M.F.																								2-S.G.M.																								3-0.M.																								4-S.M.																								5-M.																								6-S.L.M.																								7-L.M.																								8-S.G.O.																								9-5.O.																								Total	62.2	64.2	65.5	70.1	78.6	85.1	86.6	89.2	89.4	90.3	93.4	92.0	94.8	94.6	81.4									Spotted:																								3-0.M.																								4-S.M.																								5-M.																								6-S.L.M.																								7-L.M.																								Total	31.8	33.6	34.1	29.0	16.1	12.7	9.1	6.6	5.2	4.5	3.4	3.0	1.9	1.0	13.6									Tinged:																								3-0.M.																								4-S.M.																								5-M.																								6-S.L.M.																								7-L.M.																								Total	4.9	1.6	2.2	1.1	2.1	.4	.5	.2	.1	.1	.1	.1	.1	.1	.1	.1	.1	.1	.1	.1	.1	.1	.1	Yellow Stained:																								3-0.M.																								4-S.M.																								5-M.																								Total	.1	.1	.2	.1	.1	.1	.1	.1	.1	.1	.1	.1	.1	.1	.1	.1	.1	.1	.1	.1	.1	.1	.1	Gray:																								3-0.M.																								4-S.M.																								5-M.																								Total	.2	.1	.1	.2	.3	.4	.7	1.9	3.2	1.1	.4	.1	.4	.1	1.0									Below grade	1.0	.2	.5	.4	1.5	.4	1.9	.3	.6	.1	.1	.1	.1	.2	.7									All grades	100.0	100.0	100.0	100.0	100.0	100.0	100.0	100.0	100.0	100.0	100.0	100.0	100.0	100.0	100.0	100.0	100.0	100.0	100.0	100.0	100.0	100.0	100.0																																																																																																
4-S.M.																								5-M.																								6-S.L.M.																								7-L.M.																								8-S.G.O.																								9-5.O.																								Total	.1	.4	.2	1.4	1.0	1.2	2.0	3.4	7.1	6.4	4.7	4.5	2.8	4.2	2.2									White:																								1-M.F.																								2-S.G.M.																								3-0.M.																								4-S.M.																								5-M.																								6-S.L.M.																								7-L.M.																								8-S.G.O.																								9-5.O.																								Total	62.2	64.2	65.5	70.1	78.6	85.1	86.6	89.2	89.4	90.3	93.4	92.0	94.8	94.6	81.4									Spotted:																								3-0.M.																								4-S.M.																								5-M.																								6-S.L.M.																								7-L.M.																								Total	31.8	33.6	34.1	29.0	16.1	12.7	9.1	6.6	5.2	4.5	3.4	3.0	1.9	1.0	13.6									Tinged:																								3-0.M.																								4-S.M.																								5-M.																								6-S.L.M.																								7-L.M.																								Total	4.9	1.6	2.2	1.1	2.1	.4	.5	.2	.1	.1	.1	.1	.1	.1	.1	.1	.1	.1	.1	.1	.1	.1	.1	Yellow Stained:																								3-0.M.																								4-S.M.																								5-M.																								Total	.1	.1	.2	.1	.1	.1	.1	.1	.1	.1	.1	.1	.1	.1	.1	.1	.1	.1	.1	.1	.1	.1	.1	Gray:																								3-0.M.																								4-S.M.																								5-M.																								Total	.2	.1	.1	.2	.3	.4	.7	1.9	3.2	1.1	.4	.1	.4	.1	1.0									Below grade	1.0	.2	.5	.4	1.5	.4	1.9	.3	.6	.1	.1	.1	.1	.2	.7									All grades	100.0	100.0	100.0	100.0	100.0	100.0	100.0	100.0	100.0	100.0	100.0	100.0	100.0	100.0	100.0	100.0	100.0	100.0	100.0	100.0	100.0	100.0	100.0																																																																																																																								
5-M.																								6-S.L.M.																								7-L.M.																								8-S.G.O.																								9-5.O.																								Total	.1	.4	.2	1.4	1.0	1.2	2.0	3.4	7.1	6.4	4.7	4.5	2.8	4.2	2.2									White:																								1-M.F.																								2-S.G.M.																								3-0.M.																								4-S.M.																								5-M.																								6-S.L.M.																								7-L.M.																								8-S.G.O.																								9-5.O.																								Total	62.2	64.2	65.5	70.1	78.6	85.1	86.6	89.2	89.4	90.3	93.4	92.0	94.8	94.6	81.4									Spotted:																								3-0.M.																								4-S.M.																								5-M.																								6-S.L.M.																								7-L.M.																								Total	31.8	33.6	34.1	29.0	16.1	12.7	9.1	6.6	5.2	4.5	3.4	3.0	1.9	1.0	13.6									Tinged:																								3-0.M.																								4-S.M.																								5-M.																								6-S.L.M.																								7-L.M.																								Total	4.9	1.6	2.2	1.1	2.1	.4	.5	.2	.1	.1	.1	.1	.1	.1	.1	.1	.1	.1	.1	.1	.1	.1	.1	Yellow Stained:																								3-0.M.																								4-S.M.																								5-M.																								Total	.1	.1	.2	.1	.1	.1	.1	.1	.1	.1	.1	.1	.1	.1	.1	.1	.1	.1	.1	.1	.1	.1	.1	Gray:																								3-0.M.																								4-S.M.																								5-M.																								Total	.2	.1	.1	.2	.3	.4	.7	1.9	3.2	1.1	.4	.1	.4	.1	1.0									Below grade	1.0	.2	.5	.4	1.5	.4	1.9	.3	.6	.1	.1	.1	.1	.2	.7									All grades	100.0	100.0	100.0	100.0	100.0	100.0	100.0	100.0	100.0	100.0	100.0	100.0	100.0	100.0	100.0	100.0	100.0	100.0	100.0	100.0	100.0	100.0	100.0																																																																																																																																																
6-S.L.M.																								7-L.M.																								8-S.G.O.																								9-5.O.																								Total	.1	.4	.2	1.4	1.0	1.2	2.0	3.4	7.1	6.4	4.7	4.5	2.8	4.2	2.2									White:																								1-M.F.																								2-S.G.M.																								3-0.M.																								4-S.M.																								5-M.																								6-S.L.M.																								7-L.M.																								8-S.G.O.																								9-5.O.																								Total	62.2	64.2	65.5	70.1	78.6	85.1	86.6	89.2	89.4	90.3	93.4	92.0	94.8	94.6	81.4									Spotted:																								3-0.M.																								4-S.M.																								5-M.																								6-S.L.M.																								7-L.M.																								Total	31.8	33.6	34.1	29.0	16.1	12.7	9.1	6.6	5.2	4.5	3.4	3.0	1.9	1.0	13.6									Tinged:																								3-0.M.																								4-S.M.																								5-M.																								6-S.L.M.																								7-L.M.																								Total	4.9	1.6	2.2	1.1	2.1	.4	.5	.2	.1	.1	.1	.1	.1	.1	.1	.1	.1	.1	.1	.1	.1	.1	.1	Yellow Stained:																								3-0.M.																								4-S.M.																								5-M.																								Total	.1	.1	.2	.1	.1	.1	.1	.1	.1	.1	.1	.1	.1	.1	.1	.1	.1	.1	.1	.1	.1	.1	.1	Gray:																								3-0.M.																								4-S.M.																								5-M.																								Total	.2	.1	.1	.2	.3	.4	.7	1.9	3.2	1.1	.4	.1	.4	.1	1.0									Below grade	1.0	.2	.5	.4	1.5	.4	1.9	.3	.6	.1	.1	.1	.1	.2	.7									All grades	100.0	100.0	100.0	100.0	100.0	100.0	100.0	100.0	100.0	100.0	100.0	100.0	100.0	100.0	100.0	100.0	100.0	100.0	100.0	100.0	100.0	100.0	100.0																																																																																																																																																																								
7-L.M.																								8-S.G.O.																								9-5.O.																								Total	.1	.4	.2	1.4	1.0	1.2	2.0	3.4	7.1	6.4	4.7	4.5	2.8	4.2	2.2									White:																								1-M.F.																								2-S.G.M.																								3-0.M.																								4-S.M.																								5-M.																								6-S.L.M.																								7-L.M.																								8-S.G.O.																								9-5.O.																								Total	62.2	64.2	65.5	70.1	78.6	85.1	86.6	89.2	89.4	90.3	93.4	92.0	94.8	94.6	81.4									Spotted:																								3-0.M.																								4-S.M.																								5-M.																								6-S.L.M.																								7-L.M.																								Total	31.8	33.6	34.1	29.0	16.1	12.7	9.1	6.6	5.2	4.5	3.4	3.0	1.9	1.0	13.6									Tinged:																								3-0.M.																								4-S.M.																								5-M.																								6-S.L.M.																								7-L.M.																								Total	4.9	1.6	2.2	1.1	2.1	.4	.5	.2	.1	.1	.1	.1	.1	.1	.1	.1	.1	.1	.1	.1	.1	.1	.1	Yellow Stained:																								3-0.M.																								4-S.M.																								5-M.																								Total	.1	.1	.2	.1	.1	.1	.1	.1	.1	.1	.1	.1	.1	.1	.1	.1	.1	.1	.1	.1	.1	.1	.1	Gray:																								3-0.M.																								4-S.M.																								5-M.																								Total	.2	.1	.1	.2	.3	.4	.7	1.9	3.2	1.1	.4	.1	.4	.1	1.0									Below grade	1.0	.2	.5	.4	1.5	.4	1.9	.3	.6	.1	.1	.1	.1	.2	.7									All grades	100.0	100.0	100.0	100.0	100.0	100.0	100.0	100.0	100.0	100.0	100.0	100.0	100.0	100.0	100.0	100.0	100.0	100.0	100.0	100.0	100.0	100.0	100.0																																																																																																																																																																																																
8-S.G.O.																								9-5.O.																								Total	.1	.4	.2	1.4	1.0	1.2	2.0	3.4	7.1	6.4	4.7	4.5	2.8	4.2	2.2									White:																								1-M.F.																								2-S.G.M.																								3-0.M.																								4-S.M.																								5-M.																								6-S.L.M.																								7-L.M.																								8-S.G.O.																								9-5.O.																								Total	62.2	64.2	65.5	70.1	78.6	85.1	86.6	89.2	89.4	90.3	93.4	92.0	94.8	94.6	81.4									Spotted:																								3-0.M.																								4-S.M.																								5-M.																								6-S.L.M.																								7-L.M.																								Total	31.8	33.6	34.1	29.0	16.1	12.7	9.1	6.6	5.2	4.5	3.4	3.0	1.9	1.0	13.6									Tinged:																								3-0.M.																								4-S.M.																								5-M.																								6-S.L.M.																								7-L.M.																								Total	4.9	1.6	2.2	1.1	2.1	.4	.5	.2	.1	.1	.1	.1	.1	.1	.1	.1	.1	.1	.1	.1	.1	.1	.1	Yellow Stained:																								3-0.M.																								4-S.M.																								5-M.																								Total	.1	.1	.2	.1	.1	.1	.1	.1	.1	.1	.1	.1	.1	.1	.1	.1	.1	.1	.1	.1	.1	.1	.1	Gray:																								3-0.M.																								4-S.M.																								5-M.																								Total	.2	.1	.1	.2	.3	.4	.7	1.9	3.2	1.1	.4	.1	.4	.1	1.0									Below grade	1.0	.2	.5	.4	1.5	.4	1.9	.3	.6	.1	.1	.1	.1	.2	.7									All grades	100.0	100.0	100.0	100.0	100.0	100.0	100.0	100.0	100.0	100.0	100.0	100.0	100.0	100.0	100.0	100.0	100.0	100.0	100.0	100.0	100.0	100.0	100.0																																																																																																																																																																																																																								
9-5.O.																								Total	.1	.4	.2	1.4	1.0	1.2	2.0	3.4	7.1	6.4	4.7	4.5	2.8	4.2	2.2									White:																								1-M.F.																								2-S.G.M.																								3-0.M.																								4-S.M.																								5-M.																								6-S.L.M.																								7-L.M.																								8-S.G.O.																								9-5.O.																								Total	62.2	64.2	65.5	70.1	78.6	85.1	86.6	89.2	89.4	90.3	93.4	92.0	94.8	94.6	81.4									Spotted:																								3-0.M.																								4-S.M.																								5-M.																								6-S.L.M.																								7-L.M.																								Total	31.8	33.6	34.1	29.0	16.1	12.7	9.1	6.6	5.2	4.5	3.4	3.0	1.9	1.0	13.6									Tinged:																								3-0.M.																								4-S.M.																								5-M.																								6-S.L.M.																								7-L.M.																								Total	4.9	1.6	2.2	1.1	2.1	.4	.5	.2	.1	.1	.1	.1	.1	.1	.1	.1	.1	.1	.1	.1	.1	.1	.1	Yellow Stained:																								3-0.M.																								4-S.M.																								5-M.																								Total	.1	.1	.2	.1	.1	.1	.1	.1	.1	.1	.1	.1	.1	.1	.1	.1	.1	.1	.1	.1	.1	.1	.1	Gray:																								3-0.M.																								4-S.M.																								5-M.																								Total	.2	.1	.1	.2	.3	.4	.7	1.9	3.2	1.1	.4	.1	.4	.1	1.0									Below grade	1.0	.2	.5	.4	1.5	.4	1.9	.3	.6	.1	.1	.1	.1	.2	.7									All grades	100.0	100.0	100.0	100.0	100.0	100.0	100.0	100.0	100.0	100.0	100.0	100.0	100.0	100.0	100.0	100.0	100.0	100.0	100.0	100.0	100.0	100.0	100.0																																																																																																																																																																																																																																																
Total	.1	.4	.2	1.4	1.0	1.2	2.0	3.4	7.1	6.4	4.7	4.5	2.8	4.2	2.2									White:																								1-M.F.																								2-S.G.M.																								3-0.M.																								4-S.M.																								5-M.																								6-S.L.M.																								7-L.M.																								8-S.G.O.																								9-5.O.																								Total	62.2	64.2	65.5	70.1	78.6	85.1	86.6	89.2	89.4	90.3	93.4	92.0	94.8	94.6	81.4									Spotted:																								3-0.M.																								4-S.M.																								5-M.																								6-S.L.M.																								7-L.M.																								Total	31.8	33.6	34.1	29.0	16.1	12.7	9.1	6.6	5.2	4.5	3.4	3.0	1.9	1.0	13.6									Tinged:																								3-0.M.																								4-S.M.																								5-M.																								6-S.L.M.																								7-L.M.																								Total	4.9	1.6	2.2	1.1	2.1	.4	.5	.2	.1	.1	.1	.1	.1	.1	.1	.1	.1	.1	.1	.1	.1	.1	.1	Yellow Stained:																								3-0.M.																								4-S.M.																								5-M.																								Total	.1	.1	.2	.1	.1	.1	.1	.1	.1	.1	.1	.1	.1	.1	.1	.1	.1	.1	.1	.1	.1	.1	.1	Gray:																								3-0.M.																								4-S.M.																								5-M.																								Total	.2	.1	.1	.2	.3	.4	.7	1.9	3.2	1.1	.4	.1	.4	.1	1.0									Below grade	1.0	.2	.5	.4	1.5	.4	1.9	.3	.6	.1	.1	.1	.1	.2	.7									All grades	100.0	100.0	100.0	100.0	100.0	100.0	100.0	100.0	100.0	100.0	100.0	100.0	100.0	100.0	100.0	100.0	100.0	100.0	100.0	100.0	100.0	100.0	100.0																																																																																																																																																																																																																																																																								
White:																								1-M.F.																								2-S.G.M.																								3-0.M.																								4-S.M.																								5-M.																								6-S.L.M.																								7-L.M.																								8-S.G.O.																								9-5.O.																								Total	62.2	64.2	65.5	70.1	78.6	85.1	86.6	89.2	89.4	90.3	93.4	92.0	94.8	94.6	81.4									Spotted:																								3-0.M.																								4-S.M.																								5-M.																								6-S.L.M.																								7-L.M.																								Total	31.8	33.6	34.1	29.0	16.1	12.7	9.1	6.6	5.2	4.5	3.4	3.0	1.9	1.0	13.6									Tinged:																								3-0.M.																								4-S.M.																								5-M.																								6-S.L.M.																								7-L.M.																								Total	4.9	1.6	2.2	1.1	2.1	.4	.5	.2	.1	.1	.1	.1	.1	.1	.1	.1	.1	.1	.1	.1	.1	.1	.1	Yellow Stained:																								3-0.M.																								4-S.M.																								5-M.																								Total	.1	.1	.2	.1	.1	.1	.1	.1	.1	.1	.1	.1	.1	.1	.1	.1	.1	.1	.1	.1	.1	.1	.1	Gray:																								3-0.M.																								4-S.M.																								5-M.																								Total	.2	.1	.1	.2	.3	.4	.7	1.9	3.2	1.1	.4	.1	.4	.1	1.0									Below grade	1.0	.2	.5	.4	1.5	.4	1.9	.3	.6	.1	.1	.1	.1	.2	.7									All grades	100.0	100.0	100.0	100.0	100.0	100.0	100.0	100.0	100.0	100.0	100.0	100.0	100.0	100.0	100.0	100.0	100.0	100.0	100.0	100.0	100.0	100.0	100.0																																																																																																																																																																																																																																																																																																
1-M.F.																								2-S.G.M.																								3-0.M.																								4-S.M.																								5-M.																								6-S.L.M.																								7-L.M.																								8-S.G.O.																								9-5.O.																								Total	62.2	64.2	65.5	70.1	78.6	85.1	86.6	89.2	89.4	90.3	93.4	92.0	94.8	94.6	81.4									Spotted:																								3-0.M.																								4-S.M.																								5-M.																								6-S.L.M.																								7-L.M.																								Total	31.8	33.6	34.1	29.0	16.1	12.7	9.1	6.6	5.2	4.5	3.4	3.0	1.9	1.0	13.6									Tinged:																								3-0.M.																								4-S.M.																								5-M.																								6-S.L.M.																								7-L.M.																								Total	4.9	1.6	2.2	1.1	2.1	.4	.5	.2	.1	.1	.1	.1	.1	.1	.1	.1	.1	.1	.1	.1	.1	.1	.1	Yellow Stained:																								3-0.M.																								4-S.M.																								5-M.																								Total	.1	.1	.2	.1	.1	.1	.1	.1	.1	.1	.1	.1	.1	.1	.1	.1	.1	.1	.1	.1	.1	.1	.1	Gray:																								3-0.M.																								4-S.M.																								5-M.																								Total	.2	.1	.1	.2	.3	.4	.7	1.9	3.2	1.1	.4	.1	.4	.1	1.0									Below grade	1.0	.2	.5	.4	1.5	.4	1.9	.3	.6	.1	.1	.1	.1	.2	.7									All grades	100.0	100.0	100.0	100.0	100.0	100.0	100.0	100.0	100.0	100.0	100.0	100.0	100.0	100.0	100.0	100.0	100.0	100.0	100.0	100.0	100.0	100.0	100.0																																																																																																																																																																																																																																																																																																																								
2-S.G.M.																								3-0.M.																								4-S.M.																								5-M.																								6-S.L.M.																								7-L.M.																								8-S.G.O.																								9-5.O.																								Total	62.2	64.2	65.5	70.1	78.6	85.1	86.6	89.2	89.4	90.3	93.4	92.0	94.8	94.6	81.4									Spotted:																								3-0.M.																								4-S.M.																								5-M.																								6-S.L.M.																								7-L.M.																								Total	31.8	33.6	34.1	29.0	16.1	12.7	9.1	6.6	5.2	4.5	3.4	3.0	1.9	1.0	13.6									Tinged:																								3-0.M.																								4-S.M.																								5-M.																								6-S.L.M.																								7-L.M.																								Total	4.9	1.6	2.2	1.1	2.1	.4	.5	.2	.1	.1	.1	.1	.1	.1	.1	.1	.1	.1	.1	.1	.1	.1	.1	Yellow Stained:																								3-0.M.																								4-S.M.																								5-M.																								Total	.1	.1	.2	.1	.1	.1	.1	.1	.1	.1	.1	.1	.1	.1	.1	.1	.1	.1	.1	.1	.1	.1	.1	Gray:																								3-0.M.																								4-S.M.																								5-M.																								Total	.2	.1	.1	.2	.3	.4	.7	1.9	3.2	1.1	.4	.1	.4	.1	1.0									Below grade	1.0	.2	.5	.4	1.5	.4	1.9	.3	.6	.1	.1	.1	.1	.2	.7									All grades	100.0	100.0	100.0	100.0	100.0	100.0	100.0	100.0	100.0	100.0	100.0	100.0	100.0	100.0	100.0	100.0	100.0	100.0	100.0	100.0	100.0	100.0	100.0																																																																																																																																																																																																																																																																																																																																																
3-0.M.																								4-S.M.																								5-M.																								6-S.L.M.																								7-L.M.																								8-S.G.O.																								9-5.O.																								Total	62.2	64.2	65.5	70.1	78.6	85.1	86.6	89.2	89.4	90.3	93.4	92.0	94.8	94.6	81.4									Spotted:																								3-0.M.																								4-S.M.																								5-M.																								6-S.L.M.																								7-L.M.																								Total	31.8	33.6	34.1	29.0	16.1	12.7	9.1	6.6	5.2	4.5	3.4	3.0	1.9	1.0	13.6									Tinged:																								3-0.M.																								4-S.M.																								5-M.																								6-S.L.M.																								7-L.M.																								Total	4.9	1.6	2.2	1.1	2.1	.4	.5	.2	.1	.1	.1	.1	.1	.1	.1	.1	.1	.1	.1	.1	.1	.1	.1	Yellow Stained:																								3-0.M.																								4-S.M.																								5-M.																								Total	.1	.1	.2	.1	.1	.1	.1	.1	.1	.1	.1	.1	.1	.1	.1	.1	.1	.1	.1	.1	.1	.1	.1	Gray:																								3-0.M.																								4-S.M.																								5-M.																								Total	.2	.1	.1	.2	.3	.4	.7	1.9	3.2	1.1	.4	.1	.4	.1	1.0									Below grade	1.0	.2	.5	.4	1.5	.4	1.9	.3	.6	.1	.1	.1	.1	.2	.7									All grades	100.0	100.0	100.0	100.0	100.0	100.0	100.0	100.0	100.0	100.0	100.0	100.0	100.0	100.0	100.0	100.0	100.0	100.0	100.0	100.0	100.0	100.0	100.0																																																																																																																																																																																																																																																																																																																																																																								
4-S.M.																								5-M.																								6-S.L.M.																								7-L.M.																								8-S.G.O.																								9-5.O.																								Total	62.2	64.2	65.5	70.1	78.6	85.1	86.6	89.2	89.4	90.3	93.4	92.0	94.8	94.6	81.4									Spotted:																								3-0.M.																								4-S.M.																								5-M.																								6-S.L.M.																								7-L.M.																								Total	31.8	33.6	34.1	29.0	16.1	12.7	9.1	6.6	5.2	4.5	3.4	3.0	1.9	1.0	13.6									Tinged:																								3-0.M.																								4-S.M.																								5-M.																								6-S.L.M.																								7-L.M.																								Total	4.9	1.6	2.2	1.1	2.1	.4	.5	.2	.1	.1	.1	.1	.1	.1	.1	.1	.1	.1	.1	.1	.1	.1	.1	Yellow Stained:																								3-0.M.																								4-S.M.																								5-M.																								Total	.1	.1	.2	.1	.1	.1	.1	.1	.1	.1	.1	.1	.1	.1	.1	.1	.1	.1	.1	.1	.1	.1	.1	Gray:																								3-0.M.																								4-S.M.																								5-M.																								Total	.2	.1	.1	.2	.3	.4	.7	1.9	3.2	1.1	.4	.1	.4	.1	1.0									Below grade	1.0	.2	.5	.4	1.5	.4	1.9	.3	.6	.1	.1	.1	.1	.2	.7									All grades	100.0	100.0	100.0	100.0	100.0	100.0	100.0	100.0	100.0	100.0	100.0	100.0	100.0	100.0	100.0	100.0	100.0	100.0	100.0	100.0	100.0	100.0	100.0																																																																																																																																																																																																																																																																																																																																																																																																
5-M.																								6-S.L.M.																								7-L.M.																								8-S.G.O.																								9-5.O.																								Total	62.2	64.2	65.5	70.1	78.6	85.1	86.6	89.2	89.4	90.3	93.4	92.0	94.8	94.6	81.4									Spotted:																								3-0.M.																								4-S.M.																								5-M.																								6-S.L.M.																								7-L.M.																								Total	31.8	33.6	34.1	29.0	16.1	12.7	9.1	6.6	5.2	4.5	3.4	3.0	1.9	1.0	13.6									Tinged:																								3-0.M.																								4-S.M.																								5-M.																								6-S.L.M.																								7-L.M.																								Total	4.9	1.6	2.2	1.1	2.1	.4	.5	.2	.1	.1	.1	.1	.1	.1	.1	.1	.1	.1	.1	.1	.1	.1	.1	Yellow Stained:																								3-0.M.																								4-S.M.																								5-M.																								Total	.1	.1	.2	.1	.1	.1	.1	.1	.1	.1	.1	.1	.1	.1	.1	.1	.1	.1	.1	.1	.1	.1	.1	Gray:																								3-0.M.																								4-S.M.																								5-M.																								Total	.2	.1	.1	.2	.3	.4	.7	1.9	3.2	1.1	.4	.1	.4	.1	1.0									Below grade	1.0	.2	.5	.4	1.5	.4	1.9	.3	.6	.1	.1	.1	.1	.2	.7									All grades	100.0	100.0	100.0	100.0	100.0	100.0	100.0	100.0	100.0	100.0	100.0	100.0	100.0	100.0	100.0	100.0	100.0	100.0	100.0	100.0	100.0	100.0	100.0																																																																																																																																																																																																																																																																																																																																																																																																																								
6-S.L.M.																								7-L.M.																								8-S.G.O.																								9-5.O.																								Total	62.2	64.2	65.5	70.1	78.6	85.1	86.6	89.2	89.4	90.3	93.4	92.0	94.8	94.6	81.4									Spotted:																								3-0.M.																								4-S.M.																								5-M.																								6-S.L.M.																								7-L.M.																								Total	31.8	33.6	34.1	29.0	16.1	12.7	9.1	6.6	5.2	4.5	3.4	3.0	1.9	1.0	13.6									Tinged:																								3-0.M.																								4-S.M.																								5-M.																								6-S.L.M.																								7-L.M.																								Total	4.9	1.6	2.2	1.1	2.1	.4	.5	.2	.1	.1	.1	.1	.1	.1	.1	.1	.1	.1	.1	.1	.1	.1	.1	Yellow Stained:																								3-0.M.																								4-S.M.																								5-M.																								Total	.1	.1	.2	.1	.1	.1	.1	.1	.1	.1	.1	.1	.1	.1	.1	.1	.1	.1	.1	.1	.1	.1	.1	Gray:																								3-0.M.																								4-S.M.																								5-M.																								Total	.2	.1	.1	.2	.3	.4	.7	1.9	3.2	1.1	.4	.1	.4	.1	1.0									Below grade	1.0	.2	.5	.4	1.5	.4	1.9	.3	.6	.1	.1	.1	.1	.2	.7									All grades	100.0	100.0	100.0	100.0	100.0	100.0	100.0	100.0	100.0	100.0	100.0	100.0	100.0	100.0	100.0	100.0	100.0	100.0	100.0	100.0	100.0	100.0	100.0																																																																																																																																																																																																																																																																																																																																																																																																																																																
7-L.M.																								8-S.G.O.																								9-5.O.																								Total	62.2	64.2	65.5	70.1	78.6	85.1	86.6	89.2	89.4	90.3	93.4	92.0	94.8	94.6	81.4									Spotted:																								3-0.M.																								4-S.M.																								5-M.																								6-S.L.M.																								7-L.M.																								Total	31.8	33.6	34.1	29.0	16.1	12.7	9.1	6.6	5.2	4.5	3.4	3.0	1.9	1.0	13.6									Tinged:																								3-0.M.																								4-S.M.																								5-M.																								6-S.L.M.																								7-L.M.																								Total	4.9	1.6	2.2	1.1	2.1	.4	.5	.2	.1	.1	.1	.1	.1	.1	.1	.1	.1	.1	.1	.1	.1	.1	.1	Yellow Stained:																								3-0.M.																								4-S.M.																								5-M.																								Total	.1	.1	.2	.1	.1	.1	.1	.1	.1	.1	.1	.1	.1	.1	.1	.1	.1	.1	.1	.1	.1	.1	.1	Gray:																								3-0.M.																								4-S.M.																								5-M.																								Total	.2	.1	.1	.2	.3	.4	.7	1.9	3.2	1.1	.4	.1	.4	.1	1.0									Below grade	1.0	.2	.5	.4	1.5	.4	1.9	.3	.6	.1	.1	.1	.1	.2	.7									All grades	100.0	100.0	100.0	100.0	100.0	100.0	100.0	100.0	100.0	100.0	100.0	100.0	100.0	100.0	100.0	100.0	100.0	100.0	100.0	100.0	100.0	100.0	100.0																																																																																																																																																																																																																																																																																																																																																																																																																																																																								
8-S.G.O.																								9-5.O.																								Total	62.2	64.2	65.5	70.1	78.6	85.1	86.6	89.2	89.4	90.3	93.4	92.0	94.8	94.6	81.4									Spotted:																								3-0.M.																								4-S.M.																								5-M.																								6-S.L.M.																								7-L.M.																								Total	31.8	33.6	34.1	29.0	16.1	12.7	9.1	6.6	5.2	4.5	3.4	3.0	1.9	1.0	13.6									Tinged:																								3-0.M.																								4-S.M.																								5-M.																								6-S.L.M.																								7-L.M.																								Total	4.9	1.6	2.2	1.1	2.1	.4	.5	.2	.1	.1	.1	.1	.1	.1	.1	.1	.1	.1	.1	.1	.1	.1	.1	Yellow Stained:																								3-0.M.																								4-S.M.																								5-M.																								Total	.1	.1	.2	.1	.1	.1	.1	.1	.1	.1	.1	.1	.1	.1	.1	.1	.1	.1	.1	.1	.1	.1	.1	Gray:																								3-0.M.																								4-S.M.																								5-M.																								Total	.2	.1	.1	.2	.3	.4	.7	1.9	3.2	1.1	.4	.1	.4	.1	1.0									Below grade	1.0	.2	.5	.4	1.5	.4	1.9	.3	.6	.1	.1	.1	.1	.2	.7									All grades	100.0	100.0	100.0	100.0	100.0	100.0	100.0	100.0	100.0	100.0	100.0	100.0	100.0	100.0	100.0	100.0	100.0	100.0	100.0	100.0	100.0	100.0	100.0																																																																																																																																																																																																																																																																																																																																																																																																																																																																																																
9-5.O.																								Total	62.2	64.2	65.5	70.1	78.6	85.1	86.6	89.2	89.4	90.3	93.4	92.0	94.8	94.6	81.4									Spotted:																								3-0.M.																								4-S.M.																								5-M.																								6-S.L.M.																								7-L.M.																								Total	31.8	33.6	34.1	29.0	16.1	12.7	9.1	6.6	5.2	4.5	3.4	3.0	1.9	1.0	13.6									Tinged:																								3-0.M.																								4-S.M.																								5-M.																								6-S.L.M.																								7-L.M.																								Total	4.9	1.6	2.2	1.1	2.1	.4	.5	.2	.1	.1	.1	.1	.1	.1	.1	.1	.1	.1	.1	.1	.1	.1	.1	Yellow Stained:																								3-0.M.																								4-S.M.																								5-M.																								Total	.1	.1	.2	.1	.1	.1	.1	.1	.1	.1	.1	.1	.1	.1	.1	.1	.1	.1	.1	.1	.1	.1	.1	Gray:																								3-0.M.																								4-S.M.																								5-M.																								Total	.2	.1	.1	.2	.3	.4	.7	1.9	3.2	1.1	.4	.1	.4	.1	1.0									Below grade	1.0	.2	.5	.4	1.5	.4	1.9	.3	.6	.1	.1	.1	.1	.2	.7									All grades	100.0	100.0	100.0	100.0	100.0	100.0	100.0	100.0	100.0	100.0	100.0	100.0	100.0	100.0	100.0	100.0	100.0	100.0	100.0	100.0	100.0	100.0	100.0																																																																																																																																																																																																																																																																																																																																																																																																																																																																																																																								
Total	62.2	64.2	65.5	70.1	78.6	85.1	86.6	89.2	89.4	90.3	93.4	92.0	94.8	94.6	81.4									Spotted:																								3-0.M.																								4-S.M.																								5-M.																								6-S.L.M.																								7-L.M.																								Total	31.8	33.6	34.1	29.0	16.1	12.7	9.1	6.6	5.2	4.5	3.4	3.0	1.9	1.0	13.6									Tinged:																								3-0.M.																								4-S.M.																								5-M.																								6-S.L.M.																								7-L.M.																								Total	4.9	1.6	2.2	1.1	2.1	.4	.5	.2	.1	.1	.1	.1	.1	.1	.1	.1	.1	.1	.1	.1	.1	.1	.1	Yellow Stained:																								3-0.M.																								4-S.M.																								5-M.																								Total	.1	.1	.2	.1	.1	.1	.1	.1	.1	.1	.1	.1	.1	.1	.1	.1	.1	.1	.1	.1	.1	.1	.1	Gray:																								3-0.M.																								4-S.M.																								5-M.																								Total	.2	.1	.1	.2	.3	.4	.7	1.9	3.2	1.1	.4	.1	.4	.1	1.0									Below grade	1.0	.2	.5	.4	1.5	.4	1.9	.3	.6	.1	.1	.1	.1	.2	.7									All grades	100.0	100.0	100.0	100.0	100.0	100.0	100.0	100.0	100.0	100.0	100.0	100.0	100.0	100.0	100.0	100.0	100.0	100.0	100.0	100.0	100.0	100.0	100.0																																																																																																																																																																																																																																																																																																																																																																																																																																																																																																																																																
Spotted:																								3-0.M.																								4-S.M.																								5-M.																								6-S.L.M.																								7-L.M.																								Total	31.8	33.6	34.1	29.0	16.1	12.7	9.1	6.6	5.2	4.5	3.4	3.0	1.9	1.0	13.6									Tinged:																								3-0.M.																								4-S.M.																								5-M.																								6-S.L.M.																								7-L.M.																								Total	4.9	1.6	2.2	1.1	2.1	.4	.5	.2	.1	.1	.1	.1	.1	.1	.1	.1	.1	.1	.1	.1	.1	.1	.1	Yellow Stained:																								3-0.M.																								4-S.M.																								5-M.																								Total	.1	.1	.2	.1	.1	.1	.1	.1	.1	.1	.1	.1	.1	.1	.1	.1	.1	.1	.1	.1	.1	.1	.1	Gray:																								3-0.M.																								4-S.M.																								5-M.																								Total	.2	.1	.1	.2	.3	.4	.7	1.9	3.2	1.1	.4	.1	.4	.1	1.0									Below grade	1.0	.2	.5	.4	1.5	.4	1.9	.3	.6	.1	.1	.1	.1	.2	.7									All grades	100.0	100.0	100.0	100.0	100.0	100.0	100.0	100.0	100.0	100.0	100.0	100.0	100.0	100.0	100.0	100.0	100.0	100.0	100.0	100.0	100.0	100.0	100.0																																																																																																																																																																																																																																																																																																																																																																																																																																																																																																																																																																								
3-0.M.																								4-S.M.																								5-M.																								6-S.L.M.																								7-L.M.																								Total	31.8	33.6	34.1	29.0	16.1	12.7	9.1	6.6	5.2	4.5	3.4	3.0	1.9	1.0	13.6									Tinged:																								3-0.M.																								4-S.M.																								5-M.																								6-S.L.M.																								7-L.M.																								Total	4.9	1.6	2.2	1.1	2.1	.4	.5	.2	.1	.1	.1	.1	.1	.1	.1	.1	.1	.1	.1	.1	.1	.1	.1	Yellow Stained:																								3-0.M.																								4-S.M.																								5-M.																								Total	.1	.1	.2	.1	.1	.1	.1	.1	.1	.1	.1	.1	.1	.1	.1	.1	.1	.1	.1	.1	.1	.1	.1	Gray:																								3-0.M.																								4-S.M.																								5-M.																								Total	.2	.1	.1	.2	.3	.4	.7	1.9	3.2	1.1	.4	.1	.4	.1	1.0									Below grade	1.0	.2	.5	.4	1.5	.4	1.9	.3	.6	.1	.1	.1	.1	.2	.7									All grades	100.0	100.0	100.0	100.0	100.0	100.0	100.0	100.0	100.0	100.0	100.0	100.0	100.0	100.0	100.0	100.0	100.0	100.0	100.0	100.0	100.0	100.0	100.0																																																																																																																																																																																																																																																																																																																																																																																																																																																																																																																																																																																																
4-S.M.																								5-M.																								6-S.L.M.																								7-L.M.																								Total	31.8	33.6	34.1	29.0	16.1	12.7	9.1	6.6	5.2	4.5	3.4	3.0	1.9	1.0	13.6									Tinged:																								3-0.M.																								4-S.M.																								5-M.																								6-S.L.M.																								7-L.M.																								Total	4.9	1.6	2.2	1.1	2.1	.4	.5	.2	.1	.1	.1	.1	.1	.1	.1	.1	.1	.1	.1	.1	.1	.1	.1	Yellow Stained:																								3-0.M.																								4-S.M.																								5-M.																								Total	.1	.1	.2	.1	.1	.1	.1	.1	.1	.1	.1	.1	.1	.1	.1	.1	.1	.1	.1	.1	.1	.1	.1	Gray:																								3-0.M.																								4-S.M.																								5-M.																								Total	.2	.1	.1	.2	.3	.4	.7	1.9	3.2	1.1	.4	.1	.4	.1	1.0									Below grade	1.0	.2	.5	.4	1.5	.4	1.9	.3	.6	.1	.1	.1	.1	.2	.7									All grades	100.0	100.0	100.0	100.0	100.0	100.0	100.0	100.0	100.0	100.0	100.0	100.0	100.0	100.0	100.0	100.0	100.0	100.0	100.0	100.0	100.0	100.0	100.0																																																																																																																																																																																																																																																																																																																																																																																																																																																																																																																																																																																																																								
5-M.																								6-S.L.M.																								7-L.M.																								Total	31.8	33.6	34.1	29.0	16.1	12.7	9.1	6.6	5.2	4.5	3.4	3.0	1.9	1.0	13.6									Tinged:																								3-0.M.																								4-S.M.																								5-M.																								6-S.L.M.																								7-L.M.																								Total	4.9	1.6	2.2	1.1	2.1	.4	.5	.2	.1	.1	.1	.1	.1	.1	.1	.1	.1	.1	.1	.1	.1	.1	.1	Yellow Stained:																								3-0.M.																								4-S.M.																								5-M.																								Total	.1	.1	.2	.1	.1	.1	.1	.1	.1	.1	.1	.1	.1	.1	.1	.1	.1	.1	.1	.1	.1	.1	.1	Gray:																								3-0.M.																								4-S.M.																								5-M.																								Total	.2	.1	.1	.2	.3	.4	.7	1.9	3.2	1.1	.4	.1	.4	.1	1.0									Below grade	1.0	.2	.5	.4	1.5	.4	1.9	.3	.6	.1	.1	.1	.1	.2	.7									All grades	100.0	100.0	100.0	100.0	100.0	100.0	100.0	100.0	100.0	100.0	100.0	100.0	100.0	100.0	100.0	100.0	100.0	100.0	100.0	100.0	100.0	100.0	100.0																																																																																																																																																																																																																																																																																																																																																																																																																																																																																																																																																																																																																																																
6-S.L.M.																								7-L.M.																								Total	31.8	33.6	34.1	29.0	16.1	12.7	9.1	6.6	5.2	4.5	3.4	3.0	1.9	1.0	13.6									Tinged:																								3-0.M.																								4-S.M.																								5-M.																								6-S.L.M.																								7-L.M.																								Total	4.9	1.6	2.2	1.1	2.1	.4	.5	.2	.1	.1	.1	.1	.1	.1	.1	.1	.1	.1	.1	.1	.1	.1	.1	Yellow Stained:																								3-0.M.																								4-S.M.																								5-M.																								Total	.1	.1	.2	.1	.1	.1	.1	.1	.1	.1	.1	.1	.1	.1	.1	.1	.1	.1	.1	.1	.1	.1	.1	Gray:																								3-0.M.																								4-S.M.																								5-M.																								Total	.2	.1	.1	.2	.3	.4	.7	1.9	3.2	1.1	.4	.1	.4	.1	1.0									Below grade	1.0	.2	.5	.4	1.5	.4	1.9	.3	.6	.1	.1	.1	.1	.2	.7									All grades	100.0	100.0	100.0	100.0	100.0	100.0	100.0	100.0	100.0	100.0	100.0	100.0	100.0	100.0	100.0	100.0	100.0	100.0	100.0	100.0	100.0	100.0	100.0																																																																																																																																																																																																																																																																																																																																																																																																																																																																																																																																																																																																																																																																								
7-L.M.																								Total	31.8	33.6	34.1	29.0	16.1	12.7	9.1	6.6	5.2	4.5	3.4	3.0	1.9	1.0	13.6									Tinged:																								3-0.M.																								4-S.M.																								5-M.																								6-S.L.M.																								7-L.M.																								Total	4.9	1.6	2.2	1.1	2.1	.4	.5	.2	.1	.1	.1	.1	.1	.1	.1	.1	.1	.1	.1	.1	.1	.1	.1	Yellow Stained:																								3-0.M.																								4-S.M.																								5-M.																								Total	.1	.1	.2	.1	.1	.1	.1	.1	.1	.1	.1	.1	.1	.1	.1	.1	.1	.1	.1	.1	.1	.1	.1	Gray:																								3-0.M.																								4-S.M.																								5-M.																								Total	.2	.1	.1	.2	.3	.4	.7	1.9	3.2	1.1	.4	.1	.4	.1	1.0									Below grade	1.0	.2	.5	.4	1.5	.4	1.9	.3	.6	.1	.1	.1	.1	.2	.7									All grades	100.0	100.0	100.0	100.0	100.0	100.0	100.0	100.0	100.0	100.0	100.0	100.0	100.0	100.0	100.0	100.0	100.0	100.0	100.0	100.0	100.0	100.0	100.0																																																																																																																																																																																																																																																																																																																																																																																																																																																																																																																																																																																																																																																																																																
Total	31.8	33.6	34.1	29.0	16.1	12.7	9.1	6.6	5.2	4.5	3.4	3.0	1.9	1.0	13.6									Tinged:																								3-0.M.																								4-S.M.																								5-M.																								6-S.L.M.																								7-L.M.																								Total	4.9	1.6	2.2	1.1	2.1	.4	.5	.2	.1	.1	.1	.1	.1	.1	.1	.1	.1	.1	.1	.1	.1	.1	.1	Yellow Stained:																								3-0.M.																								4-S.M.																								5-M.																								Total	.1	.1	.2	.1	.1	.1	.1	.1	.1	.1	.1	.1	.1	.1	.1	.1	.1	.1	.1	.1	.1	.1	.1	Gray:																								3-0.M.																								4-S.M.																								5-M.																								Total	.2	.1	.1	.2	.3	.4	.7	1.9	3.2	1.1	.4	.1	.4	.1	1.0									Below grade	1.0	.2	.5	.4	1.5	.4	1.9	.3	.6	.1	.1	.1	.1	.2	.7									All grades	100.0	100.0	100.0	100.0	100.0	100.0	100.0	100.0	100.0	100.0	100.0	100.0	100.0	100.0	100.0	100.0	100.0	100.0	100.0	100.0	100.0	100.0	100.0																																																																																																																																																																																																																																																																																																																																																																																																																																																																																																																																																																																																																																																																																																																								
Tinged:																								3-0.M.																								4-S.M.																								5-M.																								6-S.L.M.																								7-L.M.																								Total	4.9	1.6	2.2	1.1	2.1	.4	.5	.2	.1	.1	.1	.1	.1	.1	.1	.1	.1	.1	.1	.1	.1	.1	.1	Yellow Stained:																								3-0.M.																								4-S.M.																								5-M.																								Total	.1	.1	.2	.1	.1	.1	.1	.1	.1	.1	.1	.1	.1	.1	.1	.1	.1	.1	.1	.1	.1	.1	.1	Gray:																								3-0.M.																								4-S.M.																								5-M.																								Total	.2	.1	.1	.2	.3	.4	.7	1.9	3.2	1.1	.4	.1	.4	.1	1.0									Below grade	1.0	.2	.5	.4	1.5	.4	1.9	.3	.6	.1	.1	.1	.1	.2	.7									All grades	100.0	100.0	100.0	100.0	100.0	100.0	100.0	100.0	100.0	100.0	100.0	100.0	100.0	100.0	100.0	100.0	100.0	100.0	100.0	100.0	100.0	100.0	100.0																																																																																																																																																																																																																																																																																																																																																																																																																																																																																																																																																																																																																																																																																																																																																
3-0.M.																								4-S.M.																								5-M.																								6-S.L.M.																								7-L.M.																								Total	4.9	1.6	2.2	1.1	2.1	.4	.5	.2	.1	.1	.1	.1	.1	.1	.1	.1	.1	.1	.1	.1	.1	.1	.1	Yellow Stained:																								3-0.M.																								4-S.M.																								5-M.																								Total	.1	.1	.2	.1	.1	.1	.1	.1	.1	.1	.1	.1	.1	.1	.1	.1	.1	.1	.1	.1	.1	.1	.1	Gray:																								3-0.M.																								4-S.M.																								5-M.																								Total	.2	.1	.1	.2	.3	.4	.7	1.9	3.2	1.1	.4	.1	.4	.1	1.0									Below grade	1.0	.2	.5	.4	1.5	.4	1.9	.3	.6	.1	.1	.1	.1	.2	.7									All grades	100.0	100.0	100.0	100.0	100.0	100.0	100.0	100.0	100.0	100.0	100.0	100.0	100.0	100.0	100.0	100.0	100.0	100.0	100.0	100.0	100.0	100.0	100.0																																																																																																																																																																																																																																																																																																																																																																																																																																																																																																																																																																																																																																																																																																																																																																								
4-S.M.																								5-M.																								6-S.L.M.																								7-L.M.																								Total	4.9	1.6	2.2	1.1	2.1	.4	.5	.2	.1	.1	.1	.1	.1	.1	.1	.1	.1	.1	.1	.1	.1	.1	.1	Yellow Stained:																								3-0.M.																								4-S.M.																								5-M.																								Total	.1	.1	.2	.1	.1	.1	.1	.1	.1	.1	.1	.1	.1	.1	.1	.1	.1	.1	.1	.1	.1	.1	.1	Gray:																								3-0.M.																								4-S.M.																								5-M.																								Total	.2	.1	.1	.2	.3	.4	.7	1.9	3.2	1.1	.4	.1	.4	.1	1.0									Below grade	1.0	.2	.5	.4	1.5	.4	1.9	.3	.6	.1	.1	.1	.1	.2	.7									All grades	100.0	100.0	100.0	100.0	100.0	100.0	100.0	100.0	100.0	100.0	100.0	100.0	100.0	100.0	100.0	100.0	100.0	100.0	100.0	100.0	100.0	100.0	100.0																																																																																																																																																																																																																																																																																																																																																																																																																																																																																																																																																																																																																																																																																																																																																																																																
5-M.																								6-S.L.M.																								7-L.M.																								Total	4.9	1.6	2.2	1.1	2.1	.4	.5	.2	.1	.1	.1	.1	.1	.1	.1	.1	.1	.1	.1	.1	.1	.1	.1	Yellow Stained:																								3-0.M.																								4-S.M.																								5-M.																								Total	.1	.1	.2	.1	.1	.1	.1	.1	.1	.1	.1	.1	.1	.1	.1	.1	.1	.1	.1	.1	.1	.1	.1	Gray:																								3-0.M.																								4-S.M.																								5-M.																								Total	.2	.1	.1	.2	.3	.4	.7	1.9	3.2	1.1	.4	.1	.4	.1	1.0									Below grade	1.0	.2	.5	.4	1.5	.4	1.9	.3	.6	.1	.1	.1	.1	.2	.7									All grades	100.0	100.0	100.0	100.0	100.0	100.0	100.0	100.0	100.0	100.0	100.0	100.0	100.0	100.0	100.0	100.0	100.0	100.0	100.0	100.0	100.0	100.0	100.0																																																																																																																																																																																																																																																																																																																																																																																																																																																																																																																																																																																																																																																																																																																																																																																																																								
6-S.L.M.																								7-L.M.																								Total	4.9	1.6	2.2	1.1	2.1	.4	.5	.2	.1	.1	.1	.1	.1	.1	.1	.1	.1	.1	.1	.1	.1	.1	.1	Yellow Stained:																								3-0.M.																								4-S.M.																								5-M.																								Total	.1	.1	.2	.1	.1	.1	.1	.1	.1	.1	.1	.1	.1	.1	.1	.1	.1	.1	.1	.1	.1	.1	.1	Gray:																								3-0.M.																								4-S.M.																								5-M.																								Total	.2	.1	.1	.2	.3	.4	.7	1.9	3.2	1.1	.4	.1	.4	.1	1.0									Below grade	1.0	.2	.5	.4	1.5	.4	1.9	.3	.6	.1	.1	.1	.1	.2	.7									All grades	100.0	100.0	100.0	100.0	100.0	100.0	100.0	100.0	100.0	100.0	100.0	100.0	100.0	100.0	100.0	100.0	100.0	100.0	100.0	100.0	100.0	100.0	100.0																																																																																																																																																																																																																																																																																																																																																																																																																																																																																																																																																																																																																																																																																																																																																																																																																																																
7-L.M.																								Total	4.9	1.6	2.2	1.1	2.1	.4	.5	.2	.1	.1	.1	.1	.1	.1	.1	.1	.1	.1	.1	.1	.1	.1	.1	Yellow Stained:																								3-0.M.																								4-S.M.																								5-M.																								Total	.1	.1	.2	.1	.1	.1	.1	.1	.1	.1	.1	.1	.1	.1	.1	.1	.1	.1	.1	.1	.1	.1	.1	Gray:																								3-0.M.																								4-S.M.																								5-M.																								Total	.2	.1	.1	.2	.3	.4	.7	1.9	3.2	1.1	.4	.1	.4	.1	1.0									Below grade	1.0	.2	.5	.4	1.5	.4	1.9	.3	.6	.1	.1	.1	.1	.2	.7									All grades	100.0	100.0	100.0	100.0	100.0	100.0	100.0	100.0	100.0	100.0	100.0	100.0	100.0	100.0	100.0	100.0	100.0	100.0	100.0	100.0	100.0	100.0	100.0																																																																																																																																																																																																																																																																																																																																																																																																																																																																																																																																																																																																																																																																																																																																																																																																																																																																								
Total	4.9	1.6	2.2	1.1	2.1	.4	.5	.2	.1	.1	.1	.1	.1	.1	.1	.1	.1	.1	.1	.1	.1	.1	.1																																																																																																																																																																																																																																																																																																																																																																																																																																																																																																																																																																																																																																																																																																																																																																																																																																																																																																																																																																																																																																																																																																																																																																																																
Yellow Stained:																								3-0.M.																								4-S.M.																								5-M.																								Total	.1	.1	.2	.1	.1	.1	.1	.1	.1	.1	.1	.1	.1	.1	.1	.1	.1	.1	.1	.1	.1	.1	.1	Gray:																								3-0.M.																								4-S.M.																								5-M.																								Total	.2	.1	.1	.2	.3	.4	.7	1.9	3.2	1.1	.4	.1	.4	.1	1.0									Below grade	1.0	.2	.5	.4	1.5	.4	1.9	.3	.6	.1	.1	.1	.1	.2	.7									All grades	100.0	100.0	100.0	100.0	100.0	100.0	100.0	100.0	100.0	100.0	100.0	100.0	100.0	100.0	100.0	100.0	100.0	100.0	100.0	100.0	100.0	100.0	100.0																																																																																																																																																																																																																																																																																																																																																																																																																																																																																																																																																																																																																																																																																																																																																																																																																																																																																																																								
3-0.M.																								4-S.M.																								5-M.																								Total	.1	.1	.2	.1	.1	.1	.1	.1	.1	.1	.1	.1	.1	.1	.1	.1	.1	.1	.1	.1	.1	.1	.1	Gray:																								3-0.M.																								4-S.M.																								5-M.																								Total	.2	.1	.1	.2	.3	.4	.7	1.9	3.2	1.1	.4	.1	.4	.1	1.0									Below grade	1.0	.2	.5	.4	1.5	.4	1.9	.3	.6	.1	.1	.1	.1	.2	.7									All grades	100.0	100.0	100.0	100.0	100.0	100.0	100.0	100.0	100.0	100.0	100.0	100.0	100.0	100.0	100.0	100.0	100.0	100.0	100.0	100.0	100.0	100.0	100.0																																																																																																																																																																																																																																																																																																																																																																																																																																																																																																																																																																																																																																																																																																																																																																																																																																																																																																																																																
4-S.M.																								5-M.																								Total	.1	.1	.2	.1	.1	.1	.1	.1	.1	.1	.1	.1	.1	.1	.1	.1	.1	.1	.1	.1	.1	.1	.1	Gray:																								3-0.M.																								4-S.M.																								5-M.																								Total	.2	.1	.1	.2	.3	.4	.7	1.9	3.2	1.1	.4	.1	.4	.1	1.0									Below grade	1.0	.2	.5	.4	1.5	.4	1.9	.3	.6	.1	.1	.1	.1	.2	.7									All grades	100.0	100.0	100.0	100.0	100.0	100.0	100.0	100.0	100.0	100.0	100.0	100.0	100.0	100.0	100.0	100.0	100.0	100.0	100.0	100.0	100.0	100.0	100.0																																																																																																																																																																																																																																																																																																																																																																																																																																																																																																																																																																																																																																																																																																																																																																																																																																																																																																																																																																								
5-M.																								Total	.1	.1	.2	.1	.1	.1	.1	.1	.1	.1	.1	.1	.1	.1	.1	.1	.1	.1	.1	.1	.1	.1	.1	Gray:																								3-0.M.																								4-S.M.																								5-M.																								Total	.2	.1	.1	.2	.3	.4	.7	1.9	3.2	1.1	.4	.1	.4	.1	1.0									Below grade	1.0	.2	.5	.4	1.5	.4	1.9	.3	.6	.1	.1	.1	.1	.2	.7									All grades	100.0	100.0	100.0	100.0	100.0	100.0	100.0	100.0	100.0	100.0	100.0	100.0	100.0	100.0	100.0	100.0	100.0	100.0	100.0	100.0	100.0	100.0	100.0																																																																																																																																																																																																																																																																																																																																																																																																																																																																																																																																																																																																																																																																																																																																																																																																																																																																																																																																																																																																
Total	.1	.1	.2	.1	.1	.1	.1	.1	.1	.1	.1	.1	.1	.1	.1	.1	.1	.1	.1	.1	.1	.1	.1																																																																																																																																																																																																																																																																																																																																																																																																																																																																																																																																																																																																																																																																																																																																																																																																																																																																																																																																																																																																																																																																																																																																																																																																
Gray:																								3-0.M.																								4-S.M.																								5-M.																								Total	.2	.1	.1	.2	.3	.4	.7	1.9	3.2	1.1	.4	.1	.4	.1	1.0									Below grade	1.0	.2	.5	.4	1.5	.4	1.9	.3	.6	.1	.1	.1	.1	.2	.7									All grades	100.0	100.0	100.0	100.0	100.0	100.0	100.0	100.0	100.0	100.0	100.0	100.0	100.0	100.0	100.0	100.0	100.0	100.0	100.0	100.0	100.0	100.0	100.0																																																																																																																																																																																																																																																																																																																																																																																																																																																																																																																																																																																																																																																																																																																																																																																																																																																																																																																																																																																																																																																
3-0.M.																								4-S.M.																								5-M.																								Total	.2	.1	.1	.2	.3	.4	.7	1.9	3.2	1.1	.4	.1	.4	.1	1.0									Below grade	1.0	.2	.5	.4	1.5	.4	1.9	.3	.6	.1	.1	.1	.1	.2	.7									All grades	100.0	100.0	100.0	100.0	100.0	100.0	100.0	100.0	100.0	100.0	100.0	100.0	100.0	100.0	100.0	100.0	100.0	100.0	100.0	100.0	100.0	100.0	100.0																																																																																																																																																																																																																																																																																																																																																																																																																																																																																																																																																																																																																																																																																																																																																																																																																																																																																																																																																																																																																																																																								
4-S.M.																								5-M.																								Total	.2	.1	.1	.2	.3	.4	.7	1.9	3.2	1.1	.4	.1	.4	.1	1.0									Below grade	1.0	.2	.5	.4	1.5	.4	1.9	.3	.6	.1	.1	.1	.1	.2	.7									All grades	100.0	100.0	100.0	100.0	100.0	100.0	100.0	100.0	100.0	100.0	100.0	100.0	100.0	100.0	100.0	100.0	100.0	100.0	100.0	100.0	100.0	100.0	100.0																																																																																																																																																																																																																																																																																																																																																																																																																																																																																																																																																																																																																																																																																																																																																																																																																																																																																																																																																																																																																																																																																																
5-M.																								Total	.2	.1	.1	.2	.3	.4	.7	1.9	3.2	1.1	.4	.1	.4	.1	1.0									Below grade	1.0	.2	.5	.4	1.5	.4	1.9	.3	.6	.1	.1	.1	.1	.2	.7									All grades	100.0	100.0	100.0	100.0	100.0	100.0	100.0	100.0	100.0	100.0	100.0	100.0	100.0	100.0	100.0	100.0	100.0	100.0	100.0	100.0	100.0	100.0	100.0																																																																																																																																																																																																																																																																																																																																																																																																																																																																																																																																																																																																																																																																																																																																																																																																																																																																																																																																																																																																																																																																																																																								
Total	.2	.1	.1	.2	.3	.4	.7	1.9	3.2	1.1	.4	.1	.4	.1	1.0									Below grade	1.0	.2	.5	.4	1.5	.4	1.9	.3	.6	.1	.1	.1	.1	.2	.7									All grades	100.0	100.0	100.0	100.0	100.0	100.0	100.0	100.0	100.0	100.0	100.0	100.0	100.0	100.0	100.0	100.0	100.0	100.0	100.0	100.0	100.0	100.0	100.0																																																																																																																																																																																																																																																																																																																																																																																																																																																																																																																																																																																																																																																																																																																																																																																																																																																																																																																																																																																																																																																																																																																																																
Below grade	1.0	.2	.5	.4	1.5	.4	1.9	.3	.6	.1	.1	.1	.1	.2	.7									All grades	100.0	100.0	100.0	100.0	100.0	100.0	100.0	100.0	100.0	100.0	100.0	100.0	100.0	100.0	100.0	100.0	100.0	100.0	100.0	100.0	100.0	100.0	100.0																																																																																																																																																																																																																																																																																																																																																																																																																																																																																																																																																																																																																																																																																																																																																																																																																																																																																																																																																																																																																																																																																																																																																																								
All grades	100.0	100.0	100.0	100.0	100.0	100.0	100.0	100.0	100.0	100.0	100.0	100.0	100.0	100.0	100.0	100.0	100.0	100.0	100.0	100.0	100.0	100.0	100.0																																																																																																																																																																																																																																																																																																																																																																																																																																																																																																																																																																																																																																																																																																																																																																																																																																																																																																																																																																																																																																																																																																																																																																																																

\* Less than 0.05 percent.

Table 32.--Grade and staple length of American Egyptian cotton in the carry-over; United States, August 1, 1946

Grade	1-3/8" and shorter	1-7/16" and 1-15/32"	1-1/2" and 1-17/32"	1-9/16" and longer	Total
	<u>Bales</u>	<u>Bales</u>	<u>Bales</u>	<u>Bales</u>	<u>Bales</u>
1	-	-	925	-	925
1 1/2	-	433	285	-	718
2	1	962	1,389	-	2,352
2 1/2	1	165	105	-	271
3	12	30	18	-	60
3 1/2	110	398	70	-	578
4	197	327	28	-	552
4 1/2	50	62	2	-	114
5	99	7	1	-	107
Below Grade	-	-	-	-	-
Total	470	2,384	2,323	-	<u>1/</u> 5,677
Percent	8.3	42.0	49.7	-	100.0
	<u>Percent</u>	<u>Percent</u>	<u>Percent</u>	<u>Percent</u>	<u>Percent</u>
1	-	-	32.8	-	16.3
1 1/2	-	18.2	10.1	-	12.6
2	.2	40.4	49.2	-	41.4
2 1/2	.2	6.9	3.7	-	4.8
3	2.6	1.2	.6	-	1.1
3 1/2	23.4	16.7	2.5	-	10.2
4	41.9	13.7	1.0	-	9.7
4 1/2	10.6	2.6	.1	-	2.0
5	21.1	.3	*	-	1.9
below Grade	-	-	-	-	-
Total	100.0	100.0	100.0	-	100.0

1/ As reported by the Bureau of the Census.

\* Less than 0.05 percent.

Table 33.--Tenderability of upland cotton in the carry-over, United States, August 1, 1937-46

Year	Tenderable 1/		Untenderable		Total 2/	
	Bales	Percent	Bales	Percent	Bales	Percent
1937...	3,458,200	78.9	923,600	21.1	4,381,800	100.0
1938...	9,207,460	80.5	2,228,898	19.5	11,436,358	100.0
1939...	11,330,214	87.5	1,612,904	12.5	12,943,118	100.0
1940...:3/	8,761,765	83.8	1,691,428	16.2	10,453,193	100.0
1941...:3/	10,138,422	84.4	1,872,097	15.6	12,010,519	100.0
1942...:3/	7,700,533	73.5	2,774,149	26.5	10,474,682	100.0
1943...:3/	7,898,782	75.0	2,633,002	25.0	10,529,784	100.0
1944...:3/	7,627,327	72.2	2,931,302	27.8	10,558,629	100.0
1945...:3/	7,597,006	69.0	3,409,391	31.0	11,006,397	100.0
1946...:3/	5,037,722	68.4	2,322,743	31.6	7,360,465	100.0

1/ Tenderable in settlement of futures contracts.

2/ As reported by the Bureau of the Census. Number of bales for 1937 are rounded figures.

3/ Tenderable on futures contracts, with the exception of any bales reduced in grade and/or staple length, and of non-rain-grown cotton below Middling (White or Extra White) in grade and/or shorter than 1-1/32 inches in staple length. This information is not complete on reductions in grade and/or staple length and of non-rain-grown cotton below Middling (White or Extra White) in grade and/or shorter than 1-1/32 inches in staple length.

Table 34.--Grade index and average staple length of upland cotton in the carry-over, by places of storage, United States, August 1, 1943-46

Place of storage	Grade Index				Average staple length			
	1943	1944	1945	1946	1943	1944	1945	1946
	Index	Index	Index	Index	32d inches	32d inches	32d inches	32d inches
Consuming establishments.....	97.2	97.9	96.6	95.0	33.1	33.0	32.9	32.9
Public warehouses, compresses, and elsewhere.....	92.0	93.1	91.6	90.4	30.4	30.2	30.5	31.2
All places of storage.....	93.0	93.9	92.5	91.8	30.9	30.7	30.9	31.7

Table 35.—Grade and Staple length of upland cotton in the carry-over, by place of storage, United States, August 1, 1943-46

Grade and length	Consuming establishments				Public warehouses, compresses, and elsewhere 1/				All places of storage			
	1943	1944	1945	1946	1943	1944	1945	1946	1943	1944	1945	1946
	Bales 3/	Bales 3/	Bales 3/	Bales 3/	Bales 3/	Bales 3/	Bales 3/	Bales 3/	Bales 3/	Bales 3/	Bales 3/	Bales 3/
<b>Extra Whites:</b>												
3-0.M.....	5,803	3,590	1,748	-	16,611	10,749	8,952	2,778	22,414	15,339	10,600	2,778
4-0.M.....	4,140	12,981	12,612	3,724	111,388	151,486	162,467	41,772	118,828	164,067	178,079	45,496
5-M.....	4,631	11,873	9,361	8,927	136,897	128,433	140,121	81,935	141,518	138,306	149,482	57,862
6-0.L.M.....	2,359	11,862	3,211	5,493	60,782	41,776	84,395	18,003	65,141	85,638	87,606	23,496
7-L.M.....	271	133	774	803	28,351	22,101	29,243	6,482	26,822	22,334	30,117	9,285
8-0.L.M.....	-	1,046	161	-	8,497	13,773	22,863	13,474	5,497	14,819	23,024	13,474
9-0.L.M.....	-	23	23	-	2,276	5,850	9,938	6,179	2,276	5,873	9,961	6,179
<b>Total.....</b>	<b>17,204</b>	<b>40,108</b>	<b>27,690</b>	<b>18,947</b>	<b>361,792</b>	<b>372,168</b>	<b>467,979</b>	<b>142,623</b>	<b>378,996</b>	<b>412,276</b>	<b>488,869</b>	<b>188,870</b>
<b>Whites:</b>												
1-M.F.....	-	-	-	-	-	-	-	-	-	-	-	-
2-0.L.M.....	25	-	2,328	-	34	-	-	-	59	-	2,328	-
3-0.M.....	18,023	29,236	36,837	14,836	29,657	47,637	13,960	19,406	47,680	76,873	50,797	34,242
4-0.M.....	315,874	433,718	268,289	205,094	279,728	446,970	343,990	301,268	594,602	879,388	609,279	564,382
5-M.....	911,618	703,842	767,616	651,969	1,985,471	1,927,760	1,778,963	1,008,601	2,547,089	2,631,322	2,946,669	1,937,770
6-0.L.M.....	616,767	403,501	487,939	548,666	2,280,457	2,512,773	2,379,766	1,194,691	2,797,374	2,916,482	2,867,705	1,745,367
7-L.M.....	98,287	88,850	132,978	154,011	1,600,337	1,286,303	1,306,001	867,318	1,406,424	1,374,853	1,439,979	771,329
8-0.L.M.....	43,895	21,172	32,320	112,208	430,961	387,798	694,014	447,440	474,837	400,997	644,654	569,706
9-0.L.M.....	6,880	2,448	19,926	36,947	132,989	182,948	311,241	343,371	141,669	134,794	328,167	300,318
<b>Total.....</b>	<b>1,913,060</b>	<b>1,861,188</b>	<b>1,799,433</b>	<b>2,011,789</b>	<b>6,188,624</b>	<b>6,741,163</b>	<b>6,727,928</b>	<b>3,979,288</b>	<b>8,101,834</b>	<b>8,432,849</b>	<b>8,497,368</b>	<b>5,991,074</b>
<b>Spotted:</b>												
3-0.M.....	1,132	136	5,914	1,770	27,115	10,706	16,188	12,466	28,246	18,841	22,099	14,268
4-0.M.....	17,358	4,683	26,138	17,618	448,172	466,028	523,563	236,263	468,530	469,961	561,691	253,881
5-M.....	39,878	28,183	22,640	26,840	753,626	678,940	781,110	337,373	793,504	701,723	773,770	366,933
6-0.L.M.....	16,356	12,494	21,069	31,039	370,300	263,294	247,463	161,646	366,635	278,788	268,542	192,585
7-L.M.....	8,930	12,028	4,861	14,069	149,931	119,944	186,630	178,676	156,661	128,972	191,011	192,736
<b>Total.....</b>	<b>80,533</b>	<b>54,494</b>	<b>80,182</b>	<b>93,046</b>	<b>1,749,042</b>	<b>1,840,511</b>	<b>1,726,961</b>	<b>926,843</b>	<b>1,829,875</b>	<b>1,698,005</b>	<b>1,807,113</b>	<b>1,019,389</b>
<b>Tinged:</b>												
3-0.M.....	136	153	-	-	1,927	1,843	1,696	863	2,062	1,796	1,696	883
4-0.M.....	1,376	290	518	166	20,727	11,776	9,702	8,876	22,103	12,060	10,220	9,042
5-M.....	3,440	1,875	1,431	532	28,832	18,368	14,661	14,170	32,372	17,911	15,992	14,703
6-0.L.M.....	5,261	2,632	1,226	3,365	28,201	16,968	16,914	12,470	27,482	16,800	18,140	16,836
7-L.M.....	4,490	2,791	329	5,747	27,782	14,789	24,471	16,393	32,242	17,680	24,800	22,140
<b>Total.....</b>	<b>14,692</b>	<b>7,441</b>	<b>3,504</b>	<b>9,810</b>	<b>101,439</b>	<b>57,666</b>	<b>67,344</b>	<b>52,792</b>	<b>116,131</b>	<b>64,927</b>	<b>70,846</b>	<b>62,602</b>
<b>Yellow Stained:</b>												
3-0.M.....	-	-	-	-	46	16	16	12	48	16	16	12
4-0.M.....	116	73	-	9	1,234	283	181	123	1,340	326	181	132
5-M.....	606	140	147	17	3,470	2,362	2,001	2,017	3,975	2,602	2,148	2,034
<b>Total.....</b>	<b>621</b>	<b>213</b>	<b>147</b>	<b>26</b>	<b>4,742</b>	<b>2,651</b>	<b>2,198</b>	<b>2,152</b>	<b>5,363</b>	<b>2,844</b>	<b>2,346</b>	<b>2,176</b>
<b>Gray:</b>												
3-0.M.....	-	348	-	99	1,776	2,151	3,402	749	1,776	2,496	3,402	846
4-0.M.....	1,397	1,326	6,379	6,412	28,478	17,480	27,189	12,776	29,876	18,906	33,638	19,188
5-M.....	7,722	13,631	17,906	29,930	37,132	16,085	39,365	24,945	44,954	29,716	67,171	54,678
<b>Total.....</b>	<b>9,119</b>	<b>16,302</b>	<b>24,185</b>	<b>36,441</b>	<b>67,386</b>	<b>36,716</b>	<b>69,926</b>	<b>38,470</b>	<b>76,504</b>	<b>51,018</b>	<b>94,111</b>	<b>74,911</b>
<b>Below Grade.....</b>	<b>1,798</b>	<b>5,303</b>	<b>3,161</b>	<b>6,906</b>	<b>19,883</b>	<b>4,107</b>	<b>58,692</b>	<b>44,836</b>	<b>21,361</b>	<b>10,010</b>	<b>68,763</b>	<b>51,741</b>
<b>All Grades 3/.....</b>	<b>2,037,027</b>	<b>1,804,649</b>	<b>1,898,472</b>	<b>2,173,954</b>	<b>8,492,607</b>	<b>8,763,802</b>	<b>9,107,928</b>	<b>5,136,801</b>	<b>10,529,784</b>	<b>10,688,629</b>	<b>11,006,397</b>	<b>7,340,466</b>
<b>Index of grade.....</b>	<b>97.2</b>	<b>97.9</b>	<b>96.6</b>	<b>96.0</b>	<b>92.0</b>	<b>93.1</b>	<b>91.6</b>	<b>90.4</b>	<b>93.0</b>	<b>93.9</b>	<b>92.5</b>	<b>91.7</b>
<b>Staple length (inches)</b>												
19/16 and shorter.	11,646	13,049	11,908	18,241	1,063,030	1,315,780	1,133,978	569,238	1,074,678	1,326,829	1,165,883	877,179
7/8.....	69,497	81,854	66,574	79,388	1,891,373	1,729,383	1,804,902	762,962	1,961,020	1,811,128	1,971,476	842,340
29/32.....	37,930	12,730	88,247	61,441	711,796	700,742	782,920	300,068	749,728	715,472	821,267	361,609
19/16.....	213,462	193,867	169,294	174,859	1,192,036	1,179,694	1,121,084	611,968	1,406,518	1,372,251	1,297,348	786,827
51/32.....	124,481	106,336	94,056	132,707	810,179	728,612	629,480	342,887	634,660	634,907	722,506	476,294
1.....	326,339	429,889	364,393	421,968	888,206	1,157,247	1,067,887	727,853	1,211,944	1,585,906	1,436,280	1,149,821
1-1/32.....	324,046	261,312	396,514	424,761	710,220	783,486	931,080	576,358	1,034,266	1,044,767	1,327,874	1,011,119
1-1/16.....	389,350	242,707	380,968	390,162	889,372	491,651	770,941	625,188	1,048,722	734,388	1,161,906	1,016,320
1-3/32.....	266,626	208,607	147,688	233,946	407,683	380,488	835,804	388,033	674,511	564,192	681,369	588,899
1-1/8.....	128,091	116,782	73,026	102,914	243,976	151,896	180,332	138,242	372,067	267,377	268,438	211,156
1-6/32.....	67,621	62,606	66,604	63,636	81,681	86,061	99,960	70,796	149,602	118,667	126,464	133,834
1-3/16.....	42,182	46,179	29,166	29,256	58,426	54,078	44,329	44,799	100,607	108,287	78,667	74,264
1-7/32.....	10,418	11,604	11,280	11,096	24,666	27,799	20,594	22,313	25,084	24,403	31,674	33,409
1-1/4 and longer..	28,938	22,898	23,613	19,888	52,946	34,130	27,852	29,914	74,464	57,018	61,378	49,804
<b>All lengths 3/.....</b>	<b>2,037,027</b>	<b>1,804,649</b>	<b>1,898,472</b>	<b>2,173,954</b>	<b>8,492,607</b>	<b>8,763,802</b>	<b>9,107,928</b>	<b>5,136,801</b>	<b>10,529,784</b>	<b>10,688,629</b>	<b>11,006,397</b>	<b>7,340,466</b>
<b>Average staple length.....</b>	<b>53.1</b>	<b>53.0</b>	<b>52.9</b>	<b>52.9</b>	<b>50.4</b>	<b>50.2</b>	<b>50.6</b>	<b>51.2</b>	<b>50.9</b>	<b>50.7</b>	<b>50.8</b>	<b>51.7</b>

See footnotes at end of table.

Table 35.—Grade and staple length of upland cotton in the carry-over, by places of storage, United States, August 1, 1943-46—Continued

Grade and length	Consuming establishments				Public warehouses, compresses, and elsewhere 1/				All places of storage			
	1943	1944	1945	1946	1943	1944	1945	1946	1943	1944	1945	1946
	Percent	Percent	Percent	Percent	Percent	Percent	Percent	Percent	Percent	Percent	Percent	Percent
Extra White:												
3-0.M. . . . .	.3	.1	.1	-	.2	.1	.1	.1	.2	.1	.1	*
4-0.M. . . . .	.2	.7	.7	.2	1.3	1.7	1.8	.8	1.1	1.6	1.6	.6
5-M. . . . .	.2	.7	.5	.3	1.6	1.5	1.5	1.0	1.3	1.3	1.4	.8
6-5.L.M. . . . .	.1	.7	.2	.2	.7	.5	.9	.3	.6	.5	.7	.3
7-L.M. . . . .	*	*	*	*	.3	.3	.3	.2	.3	.2	.3	.1
8-5.0.0. . . . .	*	.1	*	-	.1	.2	.3	.3	.1	.1	.2	.2
9-0.0. . . . .	-	*	*	-	*	.1	.1	.1	*	.1	.1	.1
Total. . . . .	.6	2.3	1.5	.7	4.3	4.4	5.0	2.8	3.6	3.9	4.4	2.1
White:												
1-N.F. . . . .	-	-	-	-	-	-	-	-	-	-	-	-
2-0.0.W. . . . .	-	-	.1	-	-	-	-	-	-	-	-	-
3-0.M. . . . .	.9	1.6	1.5	.7	.3	.5	.2	.4	.5	.7	.5	.5
4-5.F. . . . .	15.5	24.0	11.0	12.1	3.2	5.1	3.8	5.8	5.6	8.4	5.5	7.7
5-M. . . . .	44.7	39.0	40.4	39.1	15.3	22.0	19.5	20.9	21.2	21.9	23.1	26.3
6-5.L.M. . . . .	25.4	22.5	25.7	25.2	26.9	28.7	26.2	23.1	26.6	27.6	26.0	23.7
7-L.M. . . . .	4.8	4.9	7.0	8.5	16.5	14.7	14.3	11.3	14.2	13.0	13.1	10.5
8-5.0.0. . . . .	2.2	1.2	2.8	5.2	5.1	4.4	6.5	8.6	4.5	3.9	5.9	7.6
9-0.0. . . . .	.4	.1	.7	1.7	1.6	1.5	3.4	6.6	1.3	1.3	3.0	5.2
Total. . . . .	93.9	93.1	92.6	92.5	72.9	76.9	73.9	76.7	76.9	79.8	77.1	81.5
Spotted:												
3-0.M. . . . .	.1	*	.3	.1	.3	.2	.2	.2	.3	.2	.2	.2
4-5.F. . . . .	.8	.3	1.4	.8	5.3	5.3	5.8	4.6	4.4	4.5	5.0	3.4
5-M. . . . .	2.0	1.4	1.2	1.3	8.9	7.7	8.2	6.5	7.5	6.6	7.1	5.0
6-5.L.M. . . . .	.8	.7	1.1	1.4	4.3	3.0	2.7	3.1	3.7	2.6	2.4	2.6
7-L.M. . . . .	.3	.7	.2	.7	1.8	1.3	2.1	3.5	1.5	1.2	1.7	2.6
Total. . . . .	4.0	3.1	4.2	4.3	20.6	17.5	19.0	17.9	17.4	15.1	16.4	13.8
Tinted:												
3-0.M. . . . .	*	*	-	*	*	*	*	*	*	*	*	*
4-5.F. . . . .	.1	*	*	*	.2	.1	.1	.2	.2	.1	.1	.1
5-M. . . . .	.1	.1	.1	*	.3	.2	.1	.3	.3	.2	.1	.2
6-5.L.M. . . . .	.3	.1	.1	.2	.3	.2	.2	.2	.3	.1	.2	.2
7-L.M. . . . .	.2	.1	*	.3	.3	.2	.3	.3	.3	.1	.2	.4
Total. . . . .	.7	.3	.2	.5	1.2	.7	.7	1.0	1.1	.6	.6	.9
Yellow Stained:												
3-0.M. . . . .	*	*	-	*	*	*	*	*	*	*	*	*
4-5.F. . . . .	*	*	-	*	*	*	*	*	*	*	*	*
5-M. . . . .	*	*	-	*	*	*	*	*	*	*	*	*
Total. . . . .	*	*	*	*	*	*	*	*	.1	*	*	*
Gray:												
3-0.M. . . . .	-	-	-	-	*	*	*	*	*	*	*	*
4-5.F. . . . .	.1	.1	.3	.3	.3	.2	.3	.2	.3	.2	.4	.3
5-M. . . . .	.4	.9	1.0	1.4	.4	.2	.5	.5	.4	.3	.5	.7
Total. . . . .	.5	.9	1.3	1.7	.8	.4	.8	.7	.7	.5	.9	1.0
Below Grade. . . . .	.1	.3	.2	.3	.2	*	.6	.9	.2	.1	.5	.7
All grades. . . . .	100.0	100.0	100.0	100.0	100.0	100.0	100.0	100.0	100.0	100.0	100.0	100.0
Staple length												
13/16" and shorter	.6	.7	.6	.9	12.5	15.0	12.7	10.8	10.2	12.5	10.6	7.8
7/8"	3.4	4.5	3.5	3.7	22.3	19.8	19.7	14.6	18.6	17.2	16.9	11.4
29/32"	1.9	.7	3.1	2.8	8.4	6.0	8.4	5.8	7.1	6.8	7.5	4.9
15/16"	10.5	10.7	8.7	8.0	14.0	13.5	12.3	11.8	13.5	13.0	11.7	10.7
31/32"	6.1	5.9	5.0	6.1	6.0	8.3	6.9	6.6	6.0	7.9	6.6	6.5
1"	16.0	23.3	19.4	19.4	10.3	13.2	11.7	14.0	11.5	15.0	13.0	15.6
1-1/32"	15.8	14.5	20.0	20.0	8.4	9.0	10.2	11.1	9.8	9.9	12.1	13.7
1-1/16"	19.1	13.4	20.1	17.9	7.8	5.6	8.5	12.1	10.0	7.0	10.5	13.8
1-3/32"	13.1	11.3	7.8	10.8	4.8	4.0	5.9	6.8	6.4	5.3	6.2	8.0
1-1/8"	6.3	6.4	4.1	4.7	2.9	1.7	2.0	3.1	3.5	2.5	2.3	3.5
1-5/32"	3.3	3.5	3.5	2.9	1.0	.6	.7	1.4	1.4	1.1	1.1	1.8
1-3/16"	2.1	2.7	1.5	1.4	.7	.6	.5	.9	1.0	.7	.7	1.0
1-7/32"	.5	.6	.6	.5	.3	.3	.2	.4	.3	.3	.3	.5
1-1/4" and longer	1.3	1.3	1.2	.9	.6	.4	.3	.6	.7	.5	.5	.7
All lengths	100.0	100.0	100.0	100.0	100.0	100.0	100.0	100.0	100.0	100.0	100.0	100.0

1/ The "elsewhere" cotton, as reported by the Bureau of the Census, amounted to 865,000 for 1943, 585,000 for 1944, 821,700 for 1945, and 775,000 for 1946.

2/ Quantities in running bales; round bales counted as half bales. Linters excluded.

3/ As reported by the Bureau of the Census.

\* Less than 0.05 percent.



Table 36.--Style length of cotton of foreign growth <sup>1/</sup> in the carry-over, August 1937-46

Growth and length (Inches)	1937	1938	1939	1940	1941	1942	1943	1944	1945	1946
	Bales <sup>2/</sup>	Bales <sup>2/</sup>	Bales <sup>2/</sup>	Bales <sup>2/</sup>	Bales <sup>2/</sup>	Bales <sup>2/</sup>	Bales <sup>2/</sup>	Bales <sup>2/</sup>	Bales <sup>2/</sup>	Bales <sup>2/</sup>
<b>Egyptian:</b>										
1-3/32 and shorter	-	240	5	19	-	5	-	-	-	-
1-1/8 and 1-5/32	2,200	1,385	696	509	446	653	-	-	253	246
1-3/16 and 1-7/32	500	438	267	1,385	1,151	2,001	2,931	1,854	2,691	734
1-1/4 and 1-11/32	9,500	14,823	3,137	20,180	19,044	16,595	10,087	21,884	35,256	10,741
1-5/8 to 1-15/32	31,000	10,870	14,176	11,678	19,486	12,961	16,063	27,495	11,050	16,241
1-1/2 to 1-19/32	1,500	3,459	7,305	4,070	5,296	6,331	8,876	11,263	9,687	11,979
1-5/8 to 1-23/32	100	-	92	611	-	-	-	-	-	128
1-3/4 and longer	-	-	-	-	-	-	-	-	-	-
All lengths <sup>3/</sup>	44,800	31,315	25,678	38,449	45,423	38,546	38,007	61,896	58,937	40,069
<b>Peruvian:</b>										
31/32 and shorter	-	73	-	-	-	6	16	-	-	-
1 and 1-1/32	-	-	40	-	-	2	30	-	-	-
1-1/16 and 1-3/32	-	8	-	43	-	-	32	50	-	-
1-1/8 and 1-5/32	-	54	27	188	-	56	-	-	-	420
1-3/16 and 1-7/32	-	267	49	697	58	58	80	191	199	385
1-1/4 and longer	400	163	198	575	222	2,628	1,184	2,123	3,386	5,583
All lengths <sup>3/</sup>	700	565	314	845	1,150	2,750	1,342	2,364	3,585	6,388
<b>Chinese:</b>										
13/16 and shorter <sup>3/</sup>	26,500	12,022	11,908	6,478	3,730	2,469	1,037	784	47,006	101,729
<b>British Indian:</b>										
13/16 and shorter	30,000	35,293	34,589	46,166	58,233	59,778	45,444	40,856	47,006	101,729
7/8 and 29/32	-	-	-	58	-	-	-	-	-	-
15/16 and 31/32	-	-	-	-	-	-	-	-	-	-
1 and longer	-	-	-	821	-	-	-	-	-	-
All lengths <sup>3/</sup>	30,000	35,293	34,589	47,048	58,233	59,778	45,444	40,856	47,006	101,729
<b>Other foreign:</b>										
13/16 and shorter	-	733	1,100	31	416	13	57	-	731	484
7/8 and 29/32	-	-	617	-	181	861	131	-	-	144
15/16 and 31/32	-	188	-	1,299	-	757	590	-	-	1,669
1 and 1-1/32	7,300	4,050	113	90	17,115	9,606	459	9,636	10,402	2,246
1-1/16 and 1-3/32	500	2,048	-	-	9,606	3	187	2,573	-	64
1-1/8 and 1-5/32	-	-	-	-	-	16	-	-	-	-
1-3/16 and 1-7/32	-	-	1,859	2,247	2,509	-	732	4,720	4,719	2,006
1-1/4 and longer	1,700	1,096	3,689	2,368	31,086	1,879	2,156	13,969	15,852	6,633
All lengths <sup>3/</sup>	9,500	8,115	76,178	94,988	139,622	135,422	87,956	119,889	125,380	154,819
All foreign <sup>3/</sup>	111,500	87,310	76,178	94,988	139,622	135,422	87,956	119,889	125,380	154,819

<sup>1/</sup> Includes American sea-island in 1944, 1945, and 1946.<sup>2/</sup> Quantities in equivalent 500-pound bales. Number of bales for 1937 are rounded figures.<sup>3/</sup> As reported by the Bureau of the Census.<sup>4/</sup> Included in "Other" foreign.

Table 37.--Cotton: Carry-over, crop, supply, and disappearance of American upland, by grade, United States, 1930-46

## CARRY-OVER

Year beginning August	White and Extra White					Spotted				Other colored 1/	All grades 2/
	Good Middling and better	Strict Middling	Middling	Strict Low Middling	Low Middling	Strict Good Ordinary	Strict Middling and better	Middling	Strict Low Middling		
	1,000 bales 3/	1,000 bales 3/	1,000 bales 3/	1,000 bales 3/	1,000 bales 3/	1,000 bales 3/	1,000 bales 3/	1,000 bales 3/	1,000 bales 3/	1,000 bales 3/	1,000 bales 3/
1930	189	901	1,294	889	288	221	195	210	137	292	4,314
1931	263	1,661	2,096	935	276	95	476	348	95	115	6,246
1932	491	3,244	3,311	1,092	246	247	495	244	59	151	9,560
1933	226	1,964	2,836	1,242	269	228	650	386	101	168	8,070
1934	285	1,901	2,867	1,147	253	128	590	379	112	276	7,638
1935	171	1,661	2,696	1,231	235	57	491	355	77	155	7,129
1936	83	1,043	1,960	863	251	81	396	287	133	233	6,330
1937	99	678	1,393	864	333	100	267	276	138	238	4,382
1938	133	1,258	2,439	2,685	1,165	435	714	889	282	396	11,436
1939	175	2,006	4,697	3,073	1,052	131	609	814	148	219	12,943
1940	179	1,428	3,524	2,858	734	69	702	651	118	190	10,483
1941	198	1,601	4,177	3,225	731	163	806	677	147	286	12,011
1942	77	966	2,751	2,352	1,174	428	622	776	371	449	10,475
1943	73	710	2,689	2,861	1,524	627	494	793	387	375	10,630
1944	90	1,043	2,770	2,970	1,397	564	489	702	276	258	10,569
1945	64	784	2,696	2,954	1,469	1,006	574	774	269	417	11,006
1946	37	610	1,996	1,766	781	960	268	366	193	384	7,360
CROP											
1930	1,029	4,678	4,319	1,782	582	153	704	335	144	106	13,732
1931	1,028	6,048	6,321	1,621	670	587	544	248	185	163	16,615
1932	361	3,280	4,661	1,669	359	174	1,248	673	218	188	12,701
1933	646	3,030	3,309	1,333	283	65	2,610	1,042	225	111	12,864
1934	1,035	3,447	2,709	760	170	46	796	345	96	85	9,458
1935	383	2,488	3,053	1,383	521	256	893	672	319	445	10,403
1936	522	2,571	3,479	1,934	764	260	1,378	779	200	247	12,124
1937	656	2,655	4,674	3,704	1,466	636	1,666	1,664	510	516	18,237
1938	315	2,344	3,779	2,161	346	87	1,432	975	102	87	11,598
1939	188	1,925	3,830	2,940	589	121	776	874	144	95	11,462
1940	69	1,468	6,290	3,469	589	377	336	214	140	320	12,281
1941	29	773	3,446	3,133	1,096	519	449	404	286	309	10,434
1942	40	855	4,302	3,918	1,243	475	606	538	196	193	12,343
1943	163	1,475	3,684	3,748	1,009	238	413	294	64	84	11,069
1944	11	486	3,702	4,333	1,484	646	270	380	130	389	11,831
1945	10	364	2,328	2,924	1,196	813	275	399	161	341	6,809
SUPPLY 4/											
1930	1,218	6,479	6,613	2,371	870	374	897	545	281	398	18,046
1931	1,231	7,609	7,416	2,784	946	680	1,020	596	280	278	22,861
1932	852	6,804	7,872	2,761	806	421	1,743	917	277	309	22,261
1933	672	4,994	6,146	2,878	552	293	3,280	1,428	326	279	20,724
1934	1,320	6,346	6,276	1,897	423	174	1,388	724	208	341	17,096
1935	654	4,149	5,749	2,614	758	313	1,374	1,027	396	600	17,532
1936	605	3,614	5,439	2,797	1,015	331	1,774	1,066	333	480	17,454
1937	465	3,330	6,267	4,668	1,789	736	1,933	1,939	648	784	22,619
1938	448	3,642	7,218	4,846	1,511	492	2,146	1,864	384	483	23,034
1939	383	3,930	8,827	6,013	1,511	252	1,385	1,688	292	314	24,395
1940	248	2,896	8,814	6,317	1,323	446	1,037	866	268	510	22,714
1941	227	2,374	7,623	6,358	1,817	682	1,226	1,081	433	595	22,446
1942	117	1,821	7,063	6,768	2,417	903	1,227	1,313	567	642	22,858
1943	233	2,186	6,273	6,606	2,533	866	907	1,087	461	469	21,599
1944	101	1,529	6,472	7,303	2,881	1,210	769	1,082	406	647	22,390
1945	74	1,146	6,024	5,878	2,665	1,818	847	1,173	430	780	19,615
DISAPPEARANCE 5/											
1930	965	3,918	3,518	1,456	595	281	421	197	186	283	11,800
1931	790	4,385	4,106	1,664	699	433	525	362	221	127	13,301
1932	626	4,540	5,056	1,519	336	193	1,093	531	176	141	14,191
1933	587	3,093	3,878	1,428	299	166	2,670	1,049	214	3	13,086
1934	1,149	3,687	2,580	666	188	117	894	369	131	186	9,967
1935	471	3,106	3,789	1,751	506	232	978	740	263	367	12,202
1936	506	2,989	4,046	1,933	682	231	1,507	791	196	242	13,072
1937	522	2,032	2,828	1,883	624	301	1,219	1,060	366	368	11,183
1938	253	1,637	2,521	1,775	469	361	1,537	1,060	236	264	10,091
1939	204	2,602	5,003	3,156	877	183	683	1,037	174	124	13,942
1940	80	1,296	4,637	3,092	592	283	231	188	111	224	10,703
1941	150	1,408	4,862	3,506	643	254	633	306	62	146	11,970
1942	47	1,111	4,374	3,907	893	276	733	620	180	267	12,306
1943	143	1,142	3,603	3,636	1,136	301	418	385	175	201	11,040
1944	37	745	3,776	4,349	1,412	206	185	308	137	230	11,384
1945	37	538	3,029	4,112	1,884	858	579	807	237	374	12,466

1/ Other colored includes low Middling Spotted; all grades of Tinged, Light Yellow Stained, Yellow Stained, Gray, and Blue Stained prior to 1936;

2/ Low Middling Spotted, and all grades of Tinged, Yellow Stained, and Gray from 1936 to date. Below grade is included with other colored.

3/ As reported by the Bureau of the Census.

4/ Running bales; round bales counted as half bales.

5/ Carry-over at the beginning of the season plus crop.

6/ Supply minus carry-over at the end of the season.

Table 38.--Cotton: Carry-over, crop, supply, and disappearance of American upland, by staple length, United States, 1930-46

Season beginning Aug. 1	15/16" : and shorter	7/8" : and 29/32"	15/16" : and 31/32"	1" : and 1-1/32"	1-1/16" : and 1-5/32"	1-1/8" : and 1-5/32"	1-3/16" : and 1-7/32"	1-1/4" : and longer	All staple lengths
	1,000 bales 2/	1,000 bales 2/	1,000 bales 2/	1,000 bales 2/	1,000 bales 2/	1,000 bales 2/	1,000 bales 2/	1,000 bales 2/	1,000 bales 2/
CARRY-OVER									
1930	448	1,446	825	783	369	283	116	24	4,314
1931	463	2,615	1,528	849	415	270	90	16	6,246
1932	298	3,391	2,704	1,658	755	547	174	33	9,560
1933	189	2,504	2,199	1,775	672	563	142	26	8,070
1934	233	2,534	2,113	1,477	616	529	112	24	7,638
1935	529	2,774	1,799	996	533	356	112	30	7,129
1936	561	2,269	1,259	715	225	191	67	23	5,350
1937	606	1,600	859	644	296	265	90	22	4,582
1938	1,326	3,742	2,814	1,957	1,094	370	114	19	11,436
1939	1,248	3,481	3,069	2,745	1,631	671	76	22	12,943
1940	781	2,827	2,583	2,149	1,443	578	54	38	10,453
1941	705	2,853	3,254	2,780	1,688	598	84	49	12,011
1942	876	2,751	2,335	2,570	1,301	472	107	63	10,475
1943	1,075	2,711	2,040	2,246	1,723	621	136	78	10,530
1944	1,327	2,525	2,208	2,631	1,288	386	137	57	10,559
1945	1,166	2,693	2,010	2,764	1,833	385	104	51	11,006
1946	577	1,204	1,262	2,160	1,604	395	108	60	7,360
CROP									
1930	1,829	5,328	3,421	1,726	971	393	61	3	13,752
1931	1,021	6,593	4,510	2,557	1,086	590	225	31	16,615
1932	858	4,785	3,671	1,822	872	622	85	6	12,701
1933	539	4,504	3,992	2,004	824	640	145	6	12,654
1934	783	3,491	2,065	1,416	880	681	123	19	9,468
1935	1,320	3,235	2,628	1,682	867	554	103	14	10,405
1936	1,152	3,143	2,617	2,749	1,555	732	156	20	12,124
1937	1,855	5,235	5,038	3,542	1,639	842	90	16	18,237
1938	510	2,006	3,124	2,964	2,024	764	155	51	11,598
1939	627	2,397	2,780	3,351	1,762	426	75	33	11,452
1940	334	1,591	2,999	4,185	2,506	534	67	45	12,261
1941	441	1,224	2,265	3,621	1,968	496	139	80	10,454
1942	531	1,668	2,586	4,331	2,518	521	110	98	12,365
1943	858	1,257	2,593	4,230	1,651	302	142	56	11,069
1944	550	1,330	2,188	4,884	2,539	254	65	21	11,831
1945	234	677	1,697	3,699	2,262	181	40	19	8,809
SUPPLY 3/									
1930	2,277	6,774	4,246	2,509	1,360	676	177	27	18,046
1931	1,464	9,208	6,038	3,406	1,503	860	315	47	22,861
1932	1,136	8,176	6,375	3,480	1,627	1,169	259	39	22,261
1933	728	7,008	6,191	3,779	1,496	1,203	287	32	20,724
1934	1,016	6,025	4,178	2,893	1,496	1,210	235	43	17,096
1935	1,849	6,009	4,427	2,678	1,400	910	215	44	17,532
1936	1,713	5,432	3,876	3,464	1,780	923	223	43	17,454
1937	2,441	6,855	5,897	4,186	1,935	1,107	180	38	22,619
1938	1,836	5,748	5,938	4,921	3,118	1,134	269	70	23,034
1939	1,875	5,878	5,849	6,096	3,393	1,097	152	56	24,395
1940	1,115	4,418	5,582	6,334	3,949	1,112	121	83	22,714
1941	1,146	4,077	5,519	6,601	3,656	1,094	223	129	22,445
1942	1,407	4,419	4,921	6,901	3,819	993	217	161	22,838
1943	1,933	3,968	4,633	6,476	3,354	823	278	134	21,599
1944	1,877	3,855	4,396	7,515	3,827	840	202	78	22,390
1945	1,400	3,370	3,707	6,443	4,096	566	144	70	19,615
DISAPPEARANCE 4/									
1930	1,614	4,159	2,718	1,660	945	405	87	11	11,800
1931	1,186	5,817	3,334	1,748	748	313	141	14	13,301
1932	947	5,672	4,176	1,705	955	606	117	13	14,191
1933	495	4,474	4,073	2,302	880	674	175	8	13,086
1934	487	3,251	2,379	1,897	963	854	123	13	9,967
1935	1,288	3,720	3,168	1,963	1,175	719	148	21	12,202
1936	1,107	3,832	3,017	2,820	1,484	658	133	21	13,072
1937	1,115	3,093	3,083	2,229	841	737	66	19	11,183
1938	588	2,267	2,869	2,176	1,467	463	193	48	10,091
1939	1,094	3,051	3,266	3,947	1,950	519	98	17	13,942
1940	410	1,565	2,328	3,554	2,261	514	37	34	10,703
1941	270	1,326	3,184	4,031	2,355	622	116	66	11,970
1942	332	1,708	2,881	4,655	2,096	472	81	83	12,308
1943	606	1,443	2,425	3,845	2,066	437	141	77	11,040
1944	711	1,162	2,306	4,761	1,994	255	98	27	11,384
1945	823	2,166	2,445	4,303	2,491	171	36	20	12,455

1/ As reported by the Bureau of the Census.

2/ Running bales, counting round as half bales.

3/ Carry-over at the beginning of the season plus crop.

4/ Supply minus carry-over at the end of the season.

