

3.1118 AHJ

**UNITED STATES DEPARTMENT of AGRICULTURE
PRODUCTION and MARKETING ADMINISTRATION**

COTTON BRANCH

**COTTON QUALITY STATISTICS
UNITED STATES
1946-47**

Washington, D.C.

1947

CS-26

UNITED STATES DEPARTMENT OF AGRICULTURE
PRODUCTION AND MARKETING ADMINISTRATION
Cotton Branch

COTTON QUALITY STATISTICS
UNITED STATES
1946-47

In assembling the information on which this report is based, the following agencies cooperated during the 1946-47 season:

Arizona Agricultural Experiment Station
Louisiana Agricultural Experiment Station
Louisiana State Department of Agriculture and Immigration
New Mexico Agricultural Experiment Station
North Carolina Agricultural Extension Service
Oklahoma Agricultural Experiment Station
South Carolina Agricultural Experiment Station
Tennessee Agricultural Experiment Station

Credit is due cotton ginners, warehousemen, dealers, manufacturers, and owners of cotton, whose cooperation has made this report possible.

Washington, D. C.

January 1948

UNITED STATES DEPARTMENT OF AGRICULTURE
 PRODUCTION AND MARKETING ADMINISTRATION
 Cotton Branch

COTTON QUALITY STATISTICS
 UNITED STATES
 1946-47

CONTENTS

	Table No.	Page No.
Introduction	Table No.	1
United States tables:		
Grade and staple length of upland cotton ginned in the United States, 1946-47	1	3-4
Grade and staple length of American-egyptian cotton ginned in the United States, 1946-47	2	5
Grade and staple length of upland cotton ginned in the United States, during specified periods, 1946-47	3	6
Grade and staple length of American-egyptian cotton ginned in the United States, during specified periods, 1946-47	4	7
Grade of upland cotton ginned in the United States, by States, crops of 1944-46	5	8-9
Staple length of upland cotton ginned in the United States, by States, crops of 1944-46	6	10-11
Grade index and average staple length of upland cotton ginned in the United States, by States, 1941-46	7	12
Preparation of upland cotton ginned in the United States during specified periods, by States, 1946-47	8	13-14
Tenderability of upland cotton ginned, by States, 1946-47	9	15
Tenderability of upland cotton ginned in the United States, 1930-46	10	15
State tables:		
Grade and staple length of upland cotton ginned in Alabama, 1946-47	11	16
Grade and staple length of upland cotton ginned in Arizona, 1946-47	12	17
Grade and staple length of upland cotton ginned in Arkansas, 1946-47	13	18
Grade and staple length of upland cotton ginned in California, 1946-47	14	19
Grade and staple length of upland cotton ginned in Florida, 1946-47	15	20
Grade and staple length of upland cotton ginned in Georgia, 1946-47	16	21
Grade and staple length of upland cotton ginned in Illinois, 1946-47	17	22
Grade and staple length of upland cotton ginned in Kentucky, 1946-47	18	23
Grade and staple length of upland cotton ginned in Louisiana, 1946-47	19	24
Grade and staple length of upland cotton ginned in Mississippi, 1946-47	20	25
Grade and staple length of upland cotton ginned in Missouri, 1946-47	21	26
Grade and staple length of upland cotton ginned in New Mexico, 1946-47	22	27
Grade and staple length of upland cotton ginned in North Carolina, 1946-47	23	28
Grade and staple length of upland cotton ginned in Oklahoma, 1946-47	24	29
Grade and staple length of upland cotton ginned in South Carolina, 1946-47	25	30
Grade and staple length of upland cotton ginned in Tennessee, 1946-47	26	31
Grade and staple length of upland cotton ginned in Texas, 1946-47	27	32
Grade and staple length of upland cotton ginned in Virginia, 1946-47	28	33
Grade and staple length of upland cotton ginned, during specified periods, by States, 1946-47	29	34-42
Grade and staple length of upland cotton ginned, by States and districts, 1946-47	30	43-52
Carry-over tables:		
Grade and staple length of upland cotton in the carry-over, United States, August 1, 1946 (Revised)	31	53
Grade and staple length of upland cotton in the carry-over, United States, August 1, 1947	32	54-55
Grade and staple length of American-egyptian cotton in the carry-over, United States, August 1, 1947	33	56
Tenderability of upland cotton in the carry-over, United States, August 1, 1938-47	34	57
Grade index and average staple length of upland cotton in the carry-over, by places of storage, United States, August 1, 1944-47	35	57
Grade and staple length of upland cotton in the carry-over, by places of storage, United States, August 1, 1944-47	36	58-59
Staple length of cotton of foreign growth in the carry-over, August 1, 1938-47	37	60
Supply and disappearance tables:		
Carry-over, crop, supply and disappearance of American upland cotton, by grade, United States, 1931-47	38	61
Carry-over, crop, supply and disappearance of American upland cotton, by staple length, United States, 1931-47	39	62
Grade and staple length of upland cotton in the supply, United States, 1946-47	40	63

Cotton Quality Statistics, United States
1946-47

This report contains information on the quality of cotton ginned during the 1946-47 season, and on the quality of cotton on hand in the United States on August 1, 1947, and revised figures for the carry-over on August 1, 1946. To facilitate comparison, certain data contained in the reports for previous years are included. This information should be helpful to cotton growers and breeders and to merchants, consumers, research workers, and others interested in the quality of the crop, or the carry-over.

Estimates of the quality of the ginnings for most of the States are based on the classification of samples representing approximately 10 percent of the crop of upland cotton. These samples were submitted by gins selected to represent a cross-section of the quality of total ginnings by districts and States. In the case of upland and American-Egyptian cotton in Arizona, California, New Mexico, and in district 6 of Texas, where from 95 to 100 percent of ginnings are classed under another program, the total samples classed are adjusted to ginnings and used in preparing the estimates. The proportions of the various qualities found in the samples classed were applied to total ginnings as reported by the Bureau of the Census for upland and American-Egyptian cotton. For the purpose of preparing the estimates, the major cotton-producing States are divided into districts. Samples classed were weighted by ginning periods for all cotton-producing States as well as by districts for most of the major cotton-producing States.

The report for the carry-over includes statistics on the grade and staple length of upland and American-Egyptian cotton and on the staple length of cotton of foreign growth on hand in the United States on August 1, 1947. The estimates of the quality of the carry-over were based on the classification of samples representative of the cotton in consuming establishments, in public warehouses and compresses, and in other places of storage. The proportions of the various qualities found in the samples classed were applied in each instance to the total number of bales in the consuming establishments, public warehouses or compresses, or in other places of storage. Samples were classed from over 85 percent of all cotton. The figures on the quality of cotton from which samples were classed for each State and for the principal types of storage were then raised to correspond with the number of bales as reported by the Bureau of the Census.

The tables in this report that contain figures on the tenderability of cotton on futures contracts indicate only the total quantities tenderable and untenderable. Reports of this series, issued prior to 1941 have given separately the quantities of cotton of untenderable grades, those of untenderable staple lengths, and those untenderable in both grade and staple length.

A revision in cotton futures contracts after 1941 has reduced the number of tenderable grades and has excluded from delivery any cotton reduced in grade or staple length because of irregularities or defects found in the samples submitted for classification. Moreover, the revisions have limited the tenderable qualities of non-rain-grown cottons to those classified as Middling or better, White and Extra White, 1-1/32 inches and longer in staple. In view of these changes in the cotton futures contracts, it is not practicable to tabulate the data on tenderability in the same detail as heretofore.

Throughout this report the official grade designations are abbreviated as follows: Middling Fair, 1-M.F.; Strict Good Middling, 2-S.G.M.; Good Middling, 3-G.M.; Strict Middling, 4-S.M.; Middling, 5-M; Strict Low Middling, 6-S.L.M.; Low Middling, 7-L.M.; Strict Good Ordinary, 8-S.G.O.; Good Ordinary, 9-G.O.

Table 3.—Grade and staple length of upland cotton ginned in the United States, during specified periods, 1946-47

Grade and staple length	Prior to Sept. 1	September	October	November	After Nov. 30	Total Crop	Prior to Sept. 1	September	October	November	After Nov. 30	Total Crop
Grade	Bales	Bales	Bales	Bales	Bales	Bales	Percent	Percent	Percent	Percent	Percent	Percent
Extra White:												
3-0.M.	29	4,746	9,235	974	225	15,207	*	0.5	0.5	0.1	*	0.2
4-0.M.	2,072	46,618	137,157	69,912	2,880	258,639	.4	2.6	4.0	4.5	.5	5.0
5-M.	1,615	36,492	126,923	86,532	10,685	259,848	.5	2.0	3.7	8.2	.9	5.1
6-0.L.M.	64	4,682	32,891	42,658	26,717	106,992	*	3.0	1.0	2.6	2.5	1.3
7-L.M.	5	1,153	5,970	5,710	26,987	37,825	*	.1	.1	.5	2.5	.4
8-0.G.O.	-	50	174	344	14,412	14,980	-	*	*	*	1.5	.2
9-0.G.O.	-	1	2	26	9,019	9,048	-	*	*	*	.8	.1
Total	3,685	93,625	309,352	204,956	90,623	702,717	.7	5.2	9.1	12.8	7.9	8.3
White:												
1-M.F.	-	-	-	-	-	-	-	-	-	-	-	-
2-0.M.	80	200	81	-	-	361	-	*	*	*	-	*
3-0.M.	7,090	11,190	320	40	-	18,640	1.5	.6	*	*	*	.2
4-0.M.	114,140	215,180	56,270	6,190	460	396,240	21.4	12.2	1.7	.4	*	4.7
5-M.	256,149	854,636	1,090,708	186,165	25,426	2,392,133	48.2	46.4	32.2	11.5	2.2	28.0
6-0.L.M.	117,971	474,638	1,295,268	689,661	183,798	2,769,330	22.1	26.5	38.1	42.0	16.0	32.8
7-L.M.	21,560	52,931	239,716	236,112	200,806	742,925	4.0	2.9	6.8	14.6	17.5	8.7
8-0.G.O.	4,480	7,200	22,766	35,636	210,660	276,942	.9	.4	.7	2.1	18.4	3.5
9-0.G.O.	300	750	2,680	2,962	129,616	136,508	.1	*	.1	.2	11.5	1.6
Total	521,770	1,600,774	2,696,603	1,156,766	750,966	6,725,079	98.0	88.8	79.6	70.6	65.4	79.0
Spotted:												
3-0.M.	339	5,748	4,017	1,903	1,448	11,455	.1	.2	.1	.1	.1	.1
4-0.M.	5,370	72,429	191,373	78,722	21,642	369,436	1.0	4.1	6.6	4.9	1.9	4.3
5-M.	1,219	26,544	163,613	159,443	99,852	460,671	.2	1.6	4.8	9.7	8.7	5.4
6-0.L.M.	162	2,850	19,232	28,100	72,332	122,396	*	.1	.6	1.7	6.5	1.4
7-L.M.	30	562	1,747	2,152	44,177	48,668	*	*	.1	.1	3.8	.6
Total	7,120	106,633	380,002	270,320	239,341	1,002,616	1.5	5.9	11.2	16.5	20.6	11.8
Tinged:												
3-0.M.	-	-	-	-	23	23	-	-	-	-	*	*
4-0.M.	-	-	90	60	150	300	-	-	*	*	*	*
5-M.	-	50	90	142	1,437	1,699	-	-	*	*	.1	*
6-0.L.M.	-	-	4	60	2,344	2,408	-	-	*	*	.2	*
7-L.M.	-	-	-	10	4,473	4,483	-	-	-	-	.4	.1
Total	-	50	184	272	8,427	8,913	-	*	*	*	.7	.1
Yellow Stained:												
3-0.M.	-	-	-	-	-	-	-	-	-	-	-	-
4-0.M.	-	-	-	-	-	-	-	-	-	-	-	-
5-M.	-	-	-	-	22	22	-	-	-	-	-	-
Total	-	-	-	-	22	22	-	-	-	-	-	-
Gray:												
3-0.M.	18	76	231	1,116	1,441	-	*	*	*	*	.1	*
4-0.M.	10	258	1,018	1,997	11,549	14,832	*	*	*	.1	1.0	.2
5-M.	20	653	3,665	6,499	27,906	38,940	*	.1	.1	.4	2.4	.4
Total	50	909	4,977	8,727	40,570	85,213	*	.1	.1	.6	3.6	.6
Below Grade . .	60	189	288	602	19,195	20,332	*	*	*	*	1.7	.2
All grades . .	532,663	1,801,658	3,390,606	1,640,623	1,149,342	1/ 8,514,892	100.0	100.0	100.0	100.0	100.0	100.0
Grade index . .	98.7	98.3	96.1	93.6	83.6	94.6	-	-	-	-	-	-
Staple length (inches)												
13/16 and shorter	790	18,422	65,160	37,307	46,467	169,166	0.1	1.0	1.9	2.5	4.0	2.0
7/8	2,810	37,035	126,855	87,943	91,673	346,916	.5	2.1	3.7	5.3	8.0	4.1
29/32	5,940	43,640	124,957	64,510	35,017	274,164	1.1	2.4	3.7	5.0	3.0	3.2
15/16	27,227	139,755	226,946	96,806	189,960	650,692	5.1	7.8	6.7	8.9	12.9	7.6
31/32	36,399	93,099	148,338	76,562	104,213	467,631	6.8	6.2	4.4	4.6	9.1	6.4
1	112,667	177,104	489,894	261,491	307,096	1,347,241	21.2	9.3	14.4	15.9	26.8	15.8
1-1/32	182,193	428,170	827,332	444,019	265,994	2,146,608	24.4	23.8	24.4	27.2	23.0	26.2
1-1/16	124,776	439,410	947,238	432,248	117,718	2,061,390	23.4	24.3	28.0	26.3	10.2	24.2
1-5/32	32,721	298,292	352,771	118,086	17,610	817,480	6.1	16.4	10.4	7.2	1.5	9.5
1-1/8	4,354	94,480	82,464	12,954	2,327	167,589	.9	5.2	1.5	.8	.2	2.0
1-5/32	843	17,795	10,009	3,816	950	33,413	.2	1.0	.3	.2	.1	.4
1-3/16	341	6,397	7,830	2,949	978	18,495	.1	.4	.2	.2	.1	.2
1-7/32	42	3,894	5,128	1,615	710	11,080	*	.2	.2	.1	.1	.1
1-1/4 and longer	60	6,465	6,795	1,518	220	18,058	*	.4	.2	.1	*	.2
All lengths . .	532,663	1,801,658	3,390,606	1,640,623	1,149,342	1/ 8,514,892	100.0	100.0	100.0	100.0	100.0	100.0
Average staple length (324 inches)	32.8	33.1	32.7	32.4	31.5	32.6	-	-	-	-	-	-

1/ As reported by the Bureau of the Census, running bales, linters excluded.

* Less than 0.05 percent.

Table 4.--Grade and staple length of American-Egyptian cotton ginned in the United States, during specified periods, 1946-47

Grade and staple length	Ginnings					
	Prior to Sept. 1	September	October	November	After Nov. 30	Total crop
Grade	Bales	Bales	Bales	Bales	Bales	Bales
1.	-	4	422	81	13	520
1-1/2.	-	88	466	184	30	768
2.	-	24	171	182	48	425
2-1/2.	-	4	28	149	163	344
3.	-	1	8	98	138	245
3-1/2.	-	-	2	19	33	54
4.	-	-	-	5	19	24
4-1/2.	-	-	-	-	6	6
5 and lower.	-	-	-	-	-	-
All grades 1/	-	121	1,097	718	450	2,386
<u>Staple length</u> (inches)						
1-9/32 and shorter	-	-	-	-	-	-
1-5/16 and 1-11/32	-	-	-	-	-	-
1-3/8 and 1-13/32	-	-	-	42	1	43
1-7/16 and 1-15/32	-	14	108	154	110	386
1-1/2 and 1-17/32	-	107	914	522	339	1,882
1-9/16 and longer	-	-	75	-	-	75
All lengths 1/	-	121	1,097	718	450	2,386
Grade	Percent	Percent	Percent	Percent	Percent	Percent
1.	-	3.3	38.5	11.3	2.9	21.8
1-1/2.	-	72.8	42.4	25.7	6.7	32.1
2.	-	19.8	15.6	25.3	10.7	17.8
2-1/2.	-	3.3	2.6	20.8	36.2	14.4
3.	-	.8	.7	13.6	30.7	10.3
3-1/2.	-	-	.2	2.6	7.3	2.3
4.	-	-	-	.7	4.2	1.0
4-1/2.	-	-	-	-	1.3	.3
5 and lower.	-	-	-	-	-	-
All grades	-	100.0	100.0	100.0	100.0	100.0
<u>Staple length</u> (inches)						
1-9/32 and shorter	-	-	-	-	-	-
1-5/16 and 1-11/32	-	-	-	-	-	-
1-3/8 and 1-13/32	-	-	-	5.8	.2	1.8
1-7/16 and 1-15/32	-	11.6	9.8	21.4	24.4	16.2
1-1/2 and 1-17/32	-	88.4	83.4	72.8	75.4	78.9
1-9/16 and longer	-	-	6.8	-	-	3.1
All lengths	-	100.0	100.0	100.0	100.0	100.0

1/ As reported by the Bureau of the Census, running bales.

Table 6.—Staple length of upland cotton ginned in the United States, by States, crops of 1944-46

State	Year	15/16	7/8	29/32	15/16	31/32	1	1-1/32	1-1/16	1-3/32	1-1/8	1-5/32	1-3/16	1-7/32	1-1/4	All staple lengths 3/4 and longer
		inch and shorter 1/8	inch	inch	inch	inch	inch	inches	inches	inches	inches	inches	inches	inches	inches	
		Bales	Bales	Bales	Bales	Bales	Bales	Bales	Bales	Bales	Bales	Bales	Bales	Bales	Bales	
Alabama	1944	7,618	25,225	19,883	117,846	218,063	395,181	158,748	21,655	1,762	623	216	497	226	808	965,770
	1945	1,210	8,640	15,890	60,730	122,610	390,220	244,662	26,940	1,680	690	930	2,060	1,320	780	908,472
	1946	280	4,480	3,900	26,860	61,740	337,760	314,096	47,080	2,140	970	1,260	1,770	1,190	180	803,546
Arizona	1944	391	923	4	2,899	3,991	15,942	47,128	51,216	3,764	421	98	94	3	66	126,920
	1945	764	2,013	-	4,401	5,180	25,000	54,280	17,993	1,138	304	182	29	5	-	115,209
	1946	864	3,024	-	6,506	9,247	30,421	82,284	16,423	1,577	265	22	57	-	4	153,753
Arkansas	1944	5,123	20,906	19,472	47,139	88,061	276,861	434,565	364,515	66,073	10,287	3,988	4,086	1,312	508	1,342,906
	1945	2,300	21,600	12,720	131,150	28,100	180,580	223,040	274,877	96,890	19,680	5,660	2,110	1,140	760	1,006,737
	1946	3,300	22,080	12,390	84,910	29,790	142,390	317,710	467,631	166,920	27,960	4,260	2,120	1,060	3,110	1,297,621
California	1944	886	11,601	1,778	24,433	17,841	25,322	37,113	106,942	93,724	2,908	47	-	-	-	319,546
	1945	1,368	7,141	7	11,869	8,646	22,169	69,608	177,207	48,323	1,160	24	-	-	-	347,702
	1946	3,678	10,419	47	12,611	13,406	26,136	86,116	234,612	67,627	1,632	18	2	-	-	464,097
Florida	1944	169	318	81	891	729	2,094	3,097	1,820	348	124	85	62	19	708	10,089
	1945	72	80	80	78	498	3,081	1,900	1,288	121	-	-	-	-	-	6,068
	1946	-	-	-	-	300	1,463	1,390	660	40	-	-	-	10	80	3,753
Georgia	1944	832	10,744	14,604	82,568	210,164	297,270	150,258	29,606	5,099	2,729	1,833	1,806	1,274	685	799,566
	1945	1,170	12,320	4,060	36,590	108,470	260,667	146,050	61,860	6,100	1,800	330	1,430	450	1,620	664,567
	1946	640	2,440	2,590	16,370	71,800	249,612	170,690	33,790	3,310	880	290	360	120	70	863,322
Louisiana	1944	977	3,389	5,010	25,436	84,554	238,489	126,698	87,992	27,563	16,160	4,302	1,904	799	238	694,119
	1945	260	1,060	810	2,250	2,540	44,130	124,490	150,668	42,620	7,400	900	890	230	170	377,708
	1946	30	240	420	920	2,540	32,040	99,942	90,660	16,310	2,130	600	860	260	170	246,722
Mississippi	1944	564	6,122	5,182	30,403	45,564	228,007	532,729	562,907	263,091	108,306	46,324	20,900	10,027	12,644	1,864,749
	1945	440	2,030	1,990	15,170	14,560	145,020	417,840	549,508	267,640	60,480	14,880	16,380	8,890	13,770	1,617,873
	1946	10	690	1,220	5,210	3,310	32,020	103,080	443,992	264,790	70,920	14,890	6,680	3,610	4,540	1,084,662
Missouri	1944	22	264	348	5,308	4,746	46,383	146,181	171,206	20,340	1,940	325	1,039	674	398	400,731
	1945	90	1,890	2,620	34,790	11,280	26,380	28,430	60,382	23,600	3,260	320	100	80	210	182,342
	1946	-	490	310	16,290	22,670	38,140	64,650	118,770	65,280	9,610	940	230	120	240	317,487
New Mexico	1944	1,611	1,997	13	2,124	106	3,269	9,082	30,669	44,248	8,682	1,160	444	696	325	104,766
	1945	2,962	1,396	4	5,929	118	3,061	4,183	22,291	20,602	14,063	5,566	1,668	769	336	100,167
	1946	1,099	1,397	80	1,469	130	2,460	8,970	41,247	68,093	12,182	1,828	1,068	944	1,018	131,662
N. Carolina	1944	1,601	4,018	4,836	21,974	76,673	211,966	223,156	115,627	32,068	10,621	5,037	3,698	2,120	661	711,481
	1945	410	2,210	2,990	18,060	66,000	130,360	131,977	86,790	12,870	3,870	2,670	1,310	270	290	431,327
	1946	280	980	1,360	6,160	14,680	61,160	193,689	98,180	32,170	8,180	4,090	2,210	480	320	444,039
Oklahoma	1944	55,043	118,298	102,274	188,634	76,343	65,033	19,877	4,942	742	256	9	-	-	-	609,461
	1945	43,630	94,794	33,630	69,110	18,440	25,080	3,920	870	20	-	-	-	-	-	279,894
	1946	31,620	56,220	27,990	80,994	29,926	23,920	4,800	1,680	90	-	-	-	-	-	256,939
S. Carolina	1944	55	446	568	8,172	86,349	266,686	340,074	127,615	16,141	5,605	7,127	7,908	6,318	3,672	846,713
	1945	260	4,820	6,420	39,170	87,320	224,360	210,772	61,940	7,680	3,110	3,870	2,740	2,230	1,110	665,202
	1946	-	130	610	6,760	17,260	131,310	324,369	179,310	15,800	4,170	1,780	1,490	2,080	4,090	689,749
Tennessee	1944	1,645	9,111	7,904	27,456	27,346	101,194	178,671	139,744	34,026	9,333	1,198	397	288	374	536,261
	1945	3,770	22,630	15,490	71,010	12,250	84,320	106,480	101,826	26,360	4,500	970	180	130	180	449,666
	1946	340	8,200	5,670	42,240	15,360	84,470	143,003	161,807	80,623	6,900	770	180	180	540	809,943
Texas	1944	474,996	462,788	467,379	614,772	179,665	164,226	139,636	91,421	42,979	8,198	649	100	11	1	2,566,697
	1945	176,335	235,991	163,333	422,048	261,946	171,166	149,468	89,304	65,647	19,065	6,875	1,699	260	49	1,749,436
	1946	128,708	234,670	217,617	372,663	164,294	127,974	164,776	128,264	79,700	21,780	3,290	2,001	1,038	706	1,634,166
Virginia	1944	7	46	46	640	2,673	7,343	6,304	4,948	1,338	173	36	-	-	-	25,248
	1945	-	-	-	486	2,469	4,366	4,032	2,179	428	102	66	-	-	-	14,074
	1946	-	-	-	280	960	5,617	6,780	1,790	100	20	10	-	-	-	14,427
All other 3/4	1944	9	82	96	736	1,376	3,379	4,974	2,642	588	38	-	-	-	-	13,920
	1945	10	90	80	1,827	310	1,490	1,760	1,929	1,016	180	10	10	10	-	8,132
	1946	160	464	40	1,060	100	1,368	1,670	3,387	1,010	90	-	-	-	-	9,226
All states	1944	849,629	669,946	670,168	1,099,143	1,099,624	2,331,628	2,662,068	1,861,962	686,923	180,630	75,863	42,423	22,621	20,892	11,630,742
	1945	234,061	418,694	287,924	914,307	783,001	1,782,100	1,946,822	1,644,802	617,612	139,264	41,613	24,286	16,064	19,236	6,800,366
	1946	168,166	346,916	274,164	660,682	467,631	1,347,228	2,146,624	2,061,390	617,480	167,869	33,413	19,408	11,089	16,068	6,614,892

See footnotes at end of table.

Table 6.—Staple length of upland cotton ginned in the United States, by States, crops of 1944-46 - Continued

State	15/16 inches shorter		7/8 inches		29/32 inches		15/16 inches		31/32 inches		1 inches		1-1/32 inches		1-1/16 inches		1-1/8 inches		1-1/4 inches and larger		All staple lengths	
	Percent	Percent	Percent	Percent	Percent	Percent	Percent	Percent	Percent	Percent	Percent	Percent	Percent	Percent	Percent	Percent	Percent	Percent	Percent	Percent	Percent	Percent
Alabama	0.8	2.5	2.1	12.2	22.5	40.8	16.4	0.2	2.2	0.1	0.1	0.1	0.1	0.1	0.1	0.1	0.1	0.1	0.1	0.1	0.1	100.0
1944	0.8	2.5	2.1	12.2	22.5	40.8	16.4	0.2	2.2	0.1	0.1	0.1	0.1	0.1	0.1	0.1	0.1	0.1	0.1	0.1	0.1	100.0
1945	1.1	1.0	1.5	6.7	16.9	43.1	13.1	27.0	6.7	16.9	43.1	13.1	27.0	6.7	16.9	43.1	13.1	27.0	6.7	16.9	43.1	100.0
1946	*	4.6	4.5	3.3	7.7	42.0	39.1	5.9	7.7	42.0	39.1	5.9	7.7	42.0	39.1	5.9	7.7	42.0	39.1	5.9	7.7	100.0
Arizona	3.3	1.7	*	2.3	3.1	12.6	37.1	40.3	3.0	3.0	3.0	3.0	3.0	3.0	3.0	3.0	3.0	3.0	3.0	3.0	3.0	100.0
1944	3.3	1.7	*	2.3	3.1	12.6	37.1	40.3	3.0	3.0	3.0	3.0	3.0	3.0	3.0	3.0	3.0	3.0	3.0	3.0	3.0	100.0
1945	7.7	1.8	*	3.9	4.6	22.1	69.6	15.9	4.6	4.6	4.6	4.6	4.6	4.6	4.6	4.6	4.6	4.6	4.6	4.6	4.6	100.0
1946	6.6	2.0	*	6.0	6.0	19.8	54.1	12.0	6.0	6.0	6.0	6.0	6.0	6.0	6.0	6.0	6.0	6.0	6.0	6.0	6.0	100.0
Arkansas	4.4	1.6	1.4	3.5	6.6	20.6	32.4	27.1	4.9	4.9	4.9	4.9	4.9	4.9	4.9	4.9	4.9	4.9	4.9	4.9	4.9	100.0
1944	4.4	1.6	1.4	3.5	6.6	20.6	32.4	27.1	4.9	4.9	4.9	4.9	4.9	4.9	4.9	4.9	4.9	4.9	4.9	4.9	4.9	100.0
1945	2.2	2.2	1.3	13.0	2.8	18.9	22.1	27.3	9.5	2.0	2.0	2.0	2.0	2.0	2.0	2.0	2.0	2.0	2.0	2.0	2.0	100.0
1946	3.5	1.8	1.0	4.4	2.4	11.3	25.3	37.1	13.4	2.2	2.2	2.2	2.2	2.2	2.2	2.2	2.2	2.2	2.2	2.2	2.2	100.0
California	3.3	3.6	6.6	7.6	5.6	7.3	11.6	33.2	29.3	3.2	3.2	3.2	3.2	3.2	3.2	3.2	3.2	3.2	3.2	3.2	3.2	100.0
1944	3.3	3.6	6.6	7.6	5.6	7.3	11.6	33.2	29.3	3.2	3.2	3.2	3.2	3.2	3.2	3.2	3.2	3.2	3.2	3.2	3.2	100.0
1945	4.4	2.1	*	3.4	2.5	6.4	20.0	51.0	13.9	3.3	3.3	3.3	3.3	3.3	3.3	3.3	3.3	3.3	3.3	3.3	3.3	100.0
1946	4.8	2.3	*	2.8	3.0	5.5	18.7	51.6	11.9	4.1	4.1	4.1	4.1	4.1	4.1	4.1	4.1	4.1	4.1	4.1	4.1	100.0
Florida	1.7	2.1	9	6.8	7.2	20.8	30.7	15.0	3.5	3.5	3.5	3.5	3.5	3.5	3.5	3.5	3.5	3.5	3.5	3.5	3.5	100.0
1944	1.7	2.1	9	6.8	7.2	20.8	30.7	15.0	3.5	3.5	3.5	3.5	3.5	3.5	3.5	3.5	3.5	3.5	3.5	3.5	3.5	100.0
1945	1.2	1.3	1.3	33.1	8.1	33.1	31.1	20.6	2.0	2.0	2.0	2.0	2.0	2.0	2.0	2.0	2.0	2.0	2.0	2.0	2.0	100.0
1946	*	1.3	*	1.3	5.3	38.7	33.6	17.6	1.1	1.1	1.1	1.1	1.1	1.1	1.1	1.1	1.1	1.1	1.1	1.1	1.1	100.0
Georgia	1.1	1.3	1.8	10.3	26.3	36.1	18.8	4.7	6	6	6	6	6	6	6	6	6	6	6	6	6	100.0
1944	1.1	1.3	1.8	10.3	26.3	36.1	18.8	4.7	6	6	6	6	6	6	6	6	6	6	6	6	6	100.0
1945	2.2	1.9	4.6	5.5	16.3	39.2	25.3	9.3	4.9	4.9	4.9	4.9	4.9	4.9	4.9	4.9	4.9	4.9	4.9	4.9	4.9	100.0
1946	1.1	4.1	5.5	2.9	13.0	45.1	30.9	6.1	4.6	4.6	4.6	4.6	4.6	4.6	4.6	4.6	4.6	4.6	4.6	4.6	4.6	100.0
Louisiana	2.2	6.6	8	4.3	14.3	40.1	21.3	9.8	4.7	4.7	4.7	4.7	4.7	4.7	4.7	4.7	4.7	4.7	4.7	4.7	4.7	100.0
1944	2.2	6.6	8	4.3	14.3	40.1	21.3	9.8	4.7	4.7	4.7	4.7	4.7	4.7	4.7	4.7	4.7	4.7	4.7	4.7	4.7	100.0
1945	1.1	3.3	2.2	6.6	7.7	11.7	33.0	39.8	11.3	2.0	2.0	2.0	2.0	2.0	2.0	2.0	2.0	2.0	2.0	2.0	2.0	100.0
1946	*	1.1	2.2	4.1	1.0	13.0	40.6	36.7	6.6	6.6	6.6	6.6	6.6	6.6	6.6	6.6	6.6	6.6	6.6	6.6	6.6	100.0
Mississippi	1.1	3.3	3.3	1.6	2.3	12.1	28.6	30.3	14.1	5.5	5.5	5.5	5.5	5.5	5.5	5.5	5.5	5.5	5.5	5.5	5.5	100.0
1944	1.1	3.3	3.3	1.6	2.3	12.1	28.6	30.3	14.1	5.5	5.5	5.5	5.5	5.5	5.5	5.5	5.5	5.5	5.5	5.5	5.5	100.0
1945	1.1	4.1	5.5	7.7	15.8	30.2	27.5	16.2	17.0	6.0	6.0	6.0	6.0	6.0	6.0	6.0	6.0	6.0	6.0	6.0	6.0	100.0
1946	*	1.1	4.1	5.5	3.3	16.3	17.7	43.0	25.6	6.9	6.9	6.9	6.9	6.9	6.9	6.9	6.9	6.9	6.9	6.9	6.9	100.0
Missouri	1.1	1.1	1.1	1.3	1.2	11.3	37.0	42.7	5.1	5.1	5.1	5.1	5.1	5.1	5.1	5.1	5.1	5.1	5.1	5.1	5.1	100.0
1944	1.1	1.1	1.1	1.3	1.2	11.3	37.0	42.7	5.1	5.1	5.1	5.1	5.1	5.1	5.1	5.1	5.1	5.1	5.1	5.1	5.1	100.0
1945	1.0	1.0	1.1	1.2	6.2	14.9	14.6	27.0	14.6	14.6	14.6	14.6	14.6	14.6	14.6	14.6	14.6	14.6	14.6	14.6	14.6	100.0
1946	*	4.2	4.1	5.1	7.1	12.0	17.2	37.4	17.4	3.0	3.0	3.0	3.0	3.0	3.0	3.0	3.0	3.0	3.0	3.0	3.0	100.0
New Mexico	1.5	1.9	*	2.1	1.1	3.1	8.6	29.3	12.3	8.4	8.4	8.4	8.4	8.4	8.4	8.4	8.4	8.4	8.4	8.4	8.4	100.0
1944	1.5	1.9	*	2.1	1.1	3.1	8.6	29.3	12.3	8.4	8.4	8.4	8.4	8.4	8.4	8.4	8.4	8.4	8.4	8.4	8.4	100.0
1945	2.0	1.1	*	5.0	4.1	2.1	4.2	22.2	30.1	11.3	11.3	11.3	11.3	11.3	11.3	11.3	11.3	11.3	11.3	11.3	11.3	100.0
1946	4.8	1.1	*	1.1	1.1	1.9	6.8	31.3	31.3	9.2	9.2	9.2	9.2	9.2	9.2	9.2	9.2	9.2	9.2	9.2	9.2	100.0
N. Carolina	2.2	6.6	6.6	3.1	10.8	39.8	31.3	16.0	4.5	4.5	4.5	4.5	4.5	4.5	4.5	4.5	4.5	4.5	4.5	4.5	4.5	100.0
1944	2.2	6.6	6.6	3.1	10.8	39.8	31.3	16.0	4.5	4.5	4.5	4.5	4.5	4.5	4.5	4.5	4.5	4.5	4.5	4.5	4.5	100.0
1945	1.1	5.5	7.7	7.2	15.8	30.2	27.5	16.2	17.0	6.0	6.0	6.0	6.0	6.0	6.0	6.0	6.0	6.0	6.0	6.0	6.0	100.0
1946	1.1	4.2	3.3	1.4	3.3	16.3	15.7	22.1	7.2	7.2	7.2	7.2	7.2	7.2	7.2	7.2	7.2	7.2	7.2	7.2	7.2	100.0
Oklahoma	8.6	18.6	16.9	30.5	12.5	8.7	3.3	8.6	12.3	8.8	8.8	8.8	8.8	8.8	8.8	8.8	8.8	8.8	8.8	8.8	8.8	100.0
1944	8.6	18.6	16.9	30.5	12.5	8.7	3.3	8.6	12.3	8.8	8.8	8.8	8.8	8.8	8.8	8.8	8.8	8.8	8.8	8.8	8.8	100.0
1945	15.6	33.6	12.1	21.1	6.6	9.0	1.4	4.2	27.0	14.6	14.6	14.6	14.6	14.6	14.6	14.6	14.6	14.6	14.6	14.6	14.6	100.0
1946	12.4	21.9	10.9	31.4	11.6	9.3	1.9	6.8	31.3	9.2	9.2	9.2	9.2	9.2	9.2	9.2	9.2	9.2	9.2	9.2	9.2	100.0
S. Carolina	1.1	1.1	1.1	1.0	6.5	31.5	10.2	15.1	2.1	2.1	2.1	2.1	2.1	2.1	2.1	2.1	2.1	2.1	2.1	2.1	2.1	100.0
1944	1.1	1.1	1.1	1.0	6.5	31.5	10.2	15.1	2.1	2.1	2.1	2.1	2.1	2.1	2.1	2.1	2.1	2.1	2.1	2.1	2.1	100.0
1945	7.7	1.0	1.0	6.0	13.3	34.4	32.2	2.4	4.2	4.2	4.2	4.2	4.2	4.2	4.2	4.2	4.2	4.2	4.2	4.2	4.2	100.0
1946	*	1.1	1.1	1.0	2.5	13.0	47.0	26.1	2.3	2.3	2.3	2.3	2.3	2.3	2.3	2.3	2.3	2.3	2.3	2.3	2.3	100.0
Tennessee	3.3	1.7	1.5	5.1	5.1	18.8	33.1	26.0	6.5	6.5	6.5	6.5	6.5	6.5	6.5	6.5	6.5	6.5	6.5	6.5	6.5	100.0
1944	3.3	1.7	1.5	5.1	5.1	18.8	33.1	26.0	6.5	6.5	6.5	6.5	6.5	6.5	6.5	6.5	6.5	6.5	6.5	6.5	6.5	100.0
1945	4.8	5.0	3.4	19.3	2.7	16.8	2															

Table 7.--Grade index and average staple length of upland cotton ginned in the United States, by States, crops of 1941-46

State	Grade index ^{1/}						Average staple length ^{2/}					
	1941	1942	1943	1944	1945	1946	1941	1942	1943	1944	1945	1946
	Index	Index	Index	Index	Index	Index	32d inches	32d inches	32d inches	32d inches	32d inches	32d inches
Alabama.....	97.8	97.1	97.2	95.9	96.5	96.1	31.4	30.9	30.8	31.6	32.0	32.4
Arizona.....	95.4	96.8	94.0	92.8	94.4	92.1	32.3	32.9	33.5	33.2	32.6	32.6
Arkansas.....	95.1	95.8	96.4	94.9	89.0	93.0	33.1	33.3	32.2	32.8	32.7	33.3
California.....	92.8	97.0	100.2	91.4	94.4	97.3	33.4	34.4	34.4	33.3	33.5	33.5
Florida.....	97.8	93.3	96.8	93.3	94.5	97.6	33.0	32.7	32.9	33.0	32.5	32.8
Georgia.....	97.0	96.0	96.3	95.2	92.9	95.5	31.5	31.3	31.4	31.8	32.1	32.2
Louisiana.....	95.3	96.4	96.3	95.8	94.5	95.8	33.0	32.4	32.2	32.4	33.5	33.4
Mississippi.....	96.8	97.6	97.1	95.9	92.9	96.6	34.6	34.0	33.4	33.7	33.8	34.2
Missouri.....	93.8	93.1	91.6	93.0	83.5	89.5	33.0	33.3	33.4	33.4	32.7	33.4
New Mexico.....	95.2	97.4	98.4	95.6	96.9	98.3	34.5	34.6	34.5	34.2	34.4	34.5
North Carolina.....	97.9	93.7	95.4	88.7	90.1	93.2	33.1	32.3	32.5	32.7	32.5	33.2
Oklahoma.....	86.8	89.8	94.0	87.8	86.8	90.3	30.2	30.2	28.6	29.5	28.9	29.3
South Carolina.....	97.1	95.4	95.3	90.8	88.9	94.9	33.1	32.0	33.0	32.9	32.3	33.1
Tennessee.....	97.2	96.2	94.5	95.6	88.6	94.0	31.8	32.6	31.9	32.8	32.2	32.9
Texas.....	90.3	92.7	96.0	92.0	92.1	94.6	29.7	29.5	29.1	29.3	30.3	30.5
Virginia.....	96.0	88.0	92.5	88.7	92.5	93.8	33.4	32.4	32.0	32.7	32.5	32.6
All other ^{3/}	95.3	92.4	91.0	96.0	85.5	87.3	32.4	32.9	33.0	32.6	32.7	32.7
United States.....	94.1	95.0	96.2	93.4	91.8	94.5	31.98	31.90	31.52	31.89	32.20	32.6

^{1/} Computed by weighting the quantity in each grade by the 1937-39 average price per pound for such grade of 15/16 inch staple. Converted to an index on basis Middling White equals 100.

^{2/} Averages calculated on numerical equivalents of the staple-length designations (for example, 29/32" = 29).

^{3/} Includes Illinois and Kentucky.

Table 8.—Preparation of upland cotton ginned in the United States, during specified periods, by States, 1946-47

Ginning period	Shorter than 1-1/8 inches				1-1/8 inches and longer				All lengths			
	Normal	Rough	Gin out	Total	B	C	Gin out	Total	Normal and B	Rough and C	Gin out	Total 1/
	Bales	Bales	Bales	Bales	Bales	Bales	Bales	Bales	Bales	Bales	Bales	Bales
ALABAMA												
Prior to Sept. 1 . . .	22,026	4,140	400	26,566	-	-	-	-	22,026	4,140	400	26,566
During September . . .	128,271	27,140	1,410	156,821	250	40	10	300	128,521	27,180	1,420	157,121
During October . . .	374,655	26,110	850	401,615	1,950	210	10	2,170	376,605	26,350	860	403,815
During November . . .	130,694	11,150	350	142,194	1,070	320	30	1,420	131,764	11,470	380	143,614
After Nov. 30 . . .	67,689	3,210	140	70,979	1,320	130	-	1,450	68,949	3,340	140	72,429
All periods . . .	723,275	71,780	3,150	798,205	4,990	700	50	5,340	727,865	72,480	3,200	803,545
ARIZONA												
Prior to Sept. 1 . . .	2,885	39	-	2,924	-	-	-	-	2,885	39	-	2,924
During September . . .	14,999	1,210	13	16,182	67	-	-	67	15,026	1,210	13	16,249
During October . . .	31,033	1,131	12	32,176	185	-	-	185	31,218	1,131	12	32,361
During November . . .	38,934	272	3	39,209	37	-	-	37	38,971	272	3	39,246
After Nov. 30 . . .	62,660	264	-	62,914	59	-	-	59	62,709	264	-	62,973
All periods . . .	150,461	2,916	28	153,405	348	-	-	348	150,609	2,916	28	153,553
ARKANSAS												
Prior to Sept. 1 . . .	1,310	-	-	1,310	-	-	-	-	1,310	-	-	1,310
During September . . .	181,708	23,800	470	205,978	18,780	2,950	30	21,760	200,488	26,750	500	227,738
During October . . .	454,872	51,510	1,920	508,302	10,600	1,180	20	11,800	465,472	52,690	1,940	520,102
During November . . .	194,249	46,960	1,750	242,959	3,680	500	-	4,180	197,929	47,160	1,750	247,139
After Nov. 30 . . .	252,582	7,640	140	260,362	720	50	-	770	253,302	7,690	140	261,132
All periods . . .	1,084,721	129,910	4,280	1,218,911	33,780	4,680	50	38,510	1,118,501	134,990	4,330	1,257,821
CALIFORNIA												
Prior to Sept. 1 . . .	-	-	-	-	-	-	-	-	-	-	-	-
During September . . .	18,427	676	1	19,104	36	8	-	44	18,465	684	1	19,148
During October . . .	167,652	3,588	9	171,249	709	84	1	794	166,361	3,672	10	170,043
During November . . .	140,879	938	34	141,851	679	29	1	709	141,558	967	35	142,540
After Nov. 30 . . .	119,374	831	41	120,246	99	1	-	100	119,473	832	41	120,346
All periods . . .	446,332	6,033	85	452,450	1,583	122	2	1,647	447,855	6,155	87	454,097
FLORIDA												
Prior to Sept. 1 . . .	1,632	80	-	1,712	40	-	-	40	1,672	80	-	1,752
During September . . .	1,443	80	10	1,533	50	-	-	50	1,493	80	10	1,583
During October . . .	341	20	-	361	-	-	-	-	341	20	-	361
During November . . .	36	-	-	36	-	-	-	-	36	-	-	36
After Nov. 30 . . .	21	-	-	21	-	-	-	-	21	-	-	21
All periods . . .	3,473	180	10	3,663	90	-	-	90	3,563	180	10	3,753
GEORGIA												
Prior to Sept. 1 . . .	56,165	9,230	690	66,085	155	10	10	175	56,318	9,240	700	66,258
During September . . .	128,331	14,160	840	143,331	670	90	-	760	128,001	14,250	840	141,091
During October . . .	211,698	6,430	250	218,378	505	90	10	605	212,203	6,520	260	218,983
During November . . .	83,664	2,920	220	86,804	120	10	-	130	83,784	2,930	220	86,934
After Nov. 30 . . .	38,556	1,390	60	40,006	40	10	-	50	38,596	1,400	60	40,056
All periods . . .	515,412	34,130	2,060	551,602	1,490	210	20	1,720	516,902	34,340	2,080	553,322
ILLINOIS												
Prior to Sept. 1 . . .	-	-	-	-	-	-	-	-	-	-	-	-
During September . . .	-	-	-	-	-	-	-	-	-	-	-	-
During October . . .	236	60	-	296	10	-	-	10	246	60	-	306
During November . . .	352	130	-	482	-	-	-	-	352	130	-	482
After Nov. 30 . . .	822	-	-	822	-	-	-	-	822	-	-	822
All periods . . .	1,410	190	-	1,600	10	-	-	10	1,420	190	-	1,610
KENTUCKY												
Prior to Sept. 1 . . .	-	-	-	-	-	-	-	-	-	-	-	-
During September . . .	298	40	-	338	-	-	-	-	298	40	-	338
During October . . .	1,667	690	10	2,357	30	40	-	70	1,687	730	10	2,427
During November . . .	1,733	370	-	2,103	10	-	-	10	1,743	370	-	2,113
After Nov. 30 . . .	2,738	-	-	2,738	-	-	-	-	2,738	-	-	2,738
All periods . . .	6,426	1,100	10	7,536	40	40	-	80	6,466	1,140	10	7,616
LOUISIANA												
Prior to Sept. 1 . . .	16,528	4,120	150	20,798	-	-	-	-	16,528	4,120	150	20,798
During September . . .	112,705	17,250	140	130,095	2,620	120	-	2,740	115,325	17,370	140	132,835
During October . . .	67,833	6,370	10	74,213	760	-	-	760	68,593	6,370	10	74,973
During November . . .	12,321	1,770	80	14,171	20	-	-	20	12,341	1,770	80	14,191
After Nov. 30 . . .	3,765	160	-	3,925	-	-	-	-	3,765	160	-	3,925
All periods . . .	213,152	29,670	380	243,202	3,400	120	-	3,520	216,952	29,790	380	246,722

See footnote at end of table.

Table 6.-- Preparation of upland cotton ginned in the United States, during specified periods, by States, 1946-47 - Continued

Ginning period	Shorter than 1-1/8 inches				1-1/8 inches and longer				All lengths			
	Normal	Rough	Gin out	Total	B	C	Gin out	Total	Normal and B	Rough and C	Gin out	Total 1/
	Bales	Bales	Bales	Bales	Bales	Bales	Bales	Bales	Bales	Bales	Bales	Bales
MISSISSIPPI												
Prior to Sept. 1 . . .	7,045	990	60	8,095	1,490	260	-	1,750	8,495	1,250	60	9,805
During September . . .	268,679	34,550	1,340	284,569	58,910	7,100	90	66,100	307,589	41,650	1,430	350,669
During October . . .	412,549	28,800	510	441,859	23,090	2,250	40	25,380	435,639	31,050	550	467,239
During November . . .	125,180	13,720	180	139,080	5,180	1,050	-	6,230	130,360	14,750	180	145,290
After Nov. 30 . . .	58,909	1,680	110	60,699	800	70	-	950	59,789	1,750	110	61,649
All periods . . .	852,362	79,760	2,200	934,322	89,510	10,710	130	100,350	941,872	90,450	2,330	1,034,652
MISSOURI												
Prior to Sept. 1 . . .	5	-	-	5	-	-	-	-	5	-	-	5
During September . . .	30,776	3,450	10	34,236	3,980	760	-	4,740	34,756	4,190	10	38,956
During October . . .	91,736	16,340	90	108,166	5,860	1,650	-	7,510	98,556	17,970	90	116,626
During November . . .	49,585	13,230	120	62,935	500	840	-	1,340	58,135	13,470	120	69,725
After Nov. 30 . . .	99,417	1,620	80	101,117	50	80	-	130	99,467	1,660	20	101,147
All periods . . .	271,517	34,660	260	306,437	8,410	2,690	-	11,100	279,927	37,890	260	317,457
NEW MEXICO												
Prior to Sept. 1 . . .	29	-	-	29	121	-	-	-	150	-	-	150
During September . . .	18,280	851	160	19,291	7,241	343	22	7,606	29,521	1,174	182	26,877
During October . . .	56,396	753	29	57,178	7,610	191	4	7,805	64,006	944	33	64,983
During November . . .	29,446	166	6	29,618	873	10	-	883	30,319	176	6	30,501
After Nov. 30 . . .	8,775	104	-	8,879	287	5	-	292	9,062	109	-	9,171
All periods . . .	112,926	1,854	195	114,975	16,132	549	26	16,707	129,058	2,403	221	131,682
NORTH CAROLINA												
Prior to Sept. 1 . . .	385	-	-	385	-	-	-	-	385	-	-	385
During September . . .	42,131	3,990	330	46,581	2,990	140	-	3,130	46,121	4,060	330	50,511
During October . . .	153,180	23,340	1,220	177,740	5,440	1,650	70	7,160	158,680	25,010	1,290	184,980
During November . . .	116,380	10,450	770	127,600	2,890	570	20	3,480	121,210	11,020	790	133,020
After Nov. 30 . . .	67,968	6,320	350	74,638	1,180	370	20	1,570	69,443	6,690	370	76,503
All periods . . .	382,039	44,050	2,670	428,759	12,440	2,730	110	15,280	394,479	46,780	2,780	444,039
OKLAHOMA												
Prior to Sept. 1 . . .	65	-	-	65	-	-	-	-	65	-	-	65
During September . . .	28,031	260	10	28,301	-	-	-	-	28,031	260	10	28,301
During October . . .	113,226	850	20	114,096	-	-	-	-	113,226	850	20	114,096
During November . . .	66,962	650	10	67,622	-	-	-	-	66,962	650	10	67,622
After Nov. 30 . . .	46,755	100	-	46,855	-	-	-	-	46,755	100	-	46,855
All periods . . .	255,039	1,860	40	256,939	-	-	-	-	255,039	1,860	40	256,939
SOUTH CAROLINA												
Prior to Sept. 1 . . .	32,251	6,290	220	38,761	80	10	10	100	32,331	6,290	230	38,851
During September . . .	187,096	39,300	1,760	228,156	5,100	600	50	5,750	192,196	39,920	1,810	233,926
During October . . .	232,101	26,620	1,200	259,921	5,670	870	-	6,540	237,771	26,890	1,200	264,861
During November . . .	99,538	7,080	50	106,668	1,590	80	-	1,660	101,118	7,160	50	108,328
After Nov. 30 . . .	40,065	3,330	-	43,445	120	-	-	120	40,185	3,330	-	43,565
All periods . . .	591,049	82,660	2,450	676,159	12,550	980	60	13,590	603,999	83,640	2,510	689,749
TENNESSEE												
Prior to Sept. 1 . . .	3	-	-	3	-	-	-	-	3	-	-	3
During September . . .	18,450	4,530	270	23,250	1,870	370	20	2,260	20,320	4,900	290	25,510
During October . . .	195,112	17,600	600	213,312	3,530	770	30	4,330	198,612	18,370	650	217,632
During November . . .	139,158	21,470	760	161,388	1,390	400	-	1,790	140,548	21,870	760	163,178
After Nov. 30 . . .	101,352	2,020	50	103,422	120	40	-	160	101,472	2,060	50	103,582
All periods . . .	434,083	45,680	1,700	501,463	6,910	1,580	50	8,540	460,993	47,200	1,750	509,943
TEXAS												
Prior to Sept. 1 . . .	358,045	1,687	70	359,802	3,930	50	-	3,980	361,984	1,737	70	363,791
During September . . .	326,073	11,902	88	338,063	12,409	933	57	13,399	338,482	12,835	145	351,462
During October . . .	511,179	11,165	273	522,617	9,346	364	16	9,726	520,525	11,589	289	532,343
During November . . .	260,150	4,980	61	265,191	1,619	3	-	1,622	261,769	4,993	61	266,823
After Nov. 30 . . .	138,192	1,458	30	139,680	66	10	-	76	138,250	1,466	30	139,746
All periods . . .	1,573,639	31,192	522	1,605,353	27,379	1,360	73	28,812	1,601,018	32,552	595	1,634,165
VIRGINIA												
Prior to Sept. 1 . . .	-	-	-	-	-	-	-	-	-	-	-	-
During September . . .	195	140	-	335	-	-	-	-	195	140	-	335
During October . . .	3,175	2,080	-	5,255	-	-	-	-	3,175	2,080	-	5,255
During November . . .	4,293	1,540	30	5,863	-	-	-	-	4,293	1,540	30	5,863
After Nov. 30 . . .	2,464	490	10	2,964	20	10	-	30	2,464	500	10	2,974
All periods . . .	10,107	4,250	40	14,397	20	10	-	30	10,127	4,260	40	14,427
UNITED STATES												
Prior to Sept. 1 . . .	406,372	26,566	1,590	526,528	5,795	330	20	6,135	504,157	26,896	1,610	532,663
During September . . .	1,482,861	193,239	6,852	1,672,952	114,973	13,454	279	128,706	1,997,834	194,693	7,131	1,801,658
During October . . .	3,078,631	283,507	6,243	3,368,381	73,295	8,729	201	82,225	3,151,506	282,236	6,444	3,390,656
During November . . .	1,475,582	137,796	4,444	1,617,772	19,608	3,192	51	22,851	1,495,160	140,988	4,475	1,640,623
After Nov. 30 . . .	1,112,007	30,687	951	1,143,645	4,961	716	20	5,697	1,116,968	31,603	971	1,149,542
All periods . . .	7,647,423	601,795	20,060	8,269,278	218,622	26,421	571	245,614	7,866,045	628,216	20,631	8,514,892

1/ As reported by the Bureau of the Census, running bales, linters excluded.

Table 9.-- Tenderability of upland cotton ginned, by States, 1946-47

State	Tenderable 1/		Untenderable		Total crop 2/	
	Bales	Pct.	Bales	Pct.	Bales	Pct.
Alabama	682,475	84.9	121,070	15.1	803,545	100.0
Arizona	26,745	17.4	127,008	82.6	153,753	100.0
Arkansas	940,301	74.8	317,120	25.2	1,257,421	100.0
California	328,008	72.2	126,089	27.8	454,097	100.0
Florida	3,423	91.2	330	8.8	3,753	100.0
Georgia	439,172	79.4	114,150	20.6	553,322	100.0
Illinois	670	41.6	940	58.4	1,610	100.0
Kentucky	4,306	56.5	3,310	43.5	7,616	100.0
Louisiana	206,022	83.5	40,700	16.5	246,722	100.0
Mississippi	919,902	88.9	114,750	11.1	1,034,652	100.0
Missouri	187,847	59.2	129,610	40.8	317,457	100.0
New Mexico	89,582	68.0	42,100	32.0	131,682	100.0
North Carolina	355,769	80.1	88,270	19.9	444,039	100.0
Oklahoma	135,819	52.9	121,120	47.1	256,939	100.0
South Carolina	540,559	78.4	149,190	21.6	689,749	100.0
Tennessee	395,943	77.6	114,000	22.4	509,943	100.0
Texas	1,260,789	77.2	373,376	22.8	1,634,165	100.0
Virginia	9,757	67.6	4,670	32.4	14,427	100.0
All States	6,527,089	76.7	1,987,803	23.3	8,514,892	100.0

1/ Tenderable in settlement of futures contracts.

2/ As reported by the Bureau of the Census; running bales, linters excluded.

Table 10.-- Tenderability of upland cotton ginned in the United States, 1930-46

Year	Tenderable 1/		Untenderable		Total crop 2/	
	Bales	Pct.	Bales	Pct.	Bales	Pct.
1930	11,623,200	84.6	2,109,000	15.4	13,732,200	100.0
1931	14,333,900	89.3	1,781,300	10.7	16,615,200	100.0
1932	11,489,100	90.5	1,212,200	9.5	12,701,300	100.0
1933	11,782,800	93.1	871,500	6.9	12,654,300	100.0
1934	8,518,700	90.1	939,300	9.9	9,458,000	100.0
1935	8,333,900	80.1	2,068,800	19.9	10,402,700	100.0
1936	10,539,700	86.9	1,584,100	13.1	12,123,800	100.0
1937	15,050,900	82.5	3,186,200	17.5	18,237,100	100.0
1938	10,896,918	94.0	701,500	6.0	11,598,418	100.0
1939	10,565,313	92.3	886,969	7.7	11,452,282	100.0
1940	9,988,632	81.5	2,272,072	18.5	12,260,704	100.0
1941	8,064,816	77.3	2,368,640	22.7	10,433,456	100.0
1942	9,681,879	78.3	2,681,428	21.7	12,363,307	100.0
1943	8,933,451	80.7	2,135,082	19.3	11,068,533	100.0
1944	8,845,658	74.8	2,985,084	25.2	11,830,742	100.0
1945	5,318,885	60.4	3,490,500	39.6	8,809,385	100.0
1946	6,527,089	76.7	1,987,803	23.3	8,514,892	100.0

1/ Tenderable in settlement of futures contracts.

2/ As reported by the Bureau of the Census; running bales, linters excluded; number of bales for 1930-37 are rounded figures.

Table 11.—Grade and staple length of upland cotton ginned in Alabama, 1946-47

Grade	13/16 inch and shorter		7/8 inch		29/32 inch		15/16 inch		31/32 inch		1 inch		1-1/32 inches		1-1/16 inches		1-1/8 inches		1-5/32 inches		1-3/16 inches		1-1/2 inches and longer		All lengths		
	Bales	Percent	Bales	Percent	Bales	Percent	Bales	Percent	Bales	Percent	Bales	Percent	Bales	Percent	Bales	Percent	Bales	Percent	Bales	Percent	Bales	Percent	Bales	Percent	Bales	Percent	
Whites:																											
1-M.P.	-	-	-	-	-	-	-	-	-	-	-	-	-	-	-	-	-	-	-	-	-	-	-	-	-	-	-
2-S.O.M.	-	-	-	-	-	-	-	-	-	-	-	-	-	-	-	-	-	-	-	-	-	-	-	-	-	-	-
3-O.M.	-	-	-	-	-	-	-	-	-	-	-	-	-	-	-	-	-	-	-	-	-	-	-	-	-	-	-
4-S.M.	20	100	100	780	100	1,000	100	1,000	100	1,000	100	1,000	100	1,000	100	1,000	100	1,000	100	1,000	100	1,000	100	100	150	150	150
5-M.	90	2,710	2,710	21,000	2,710	21,000	2,710	21,000	2,710	21,000	2,710	21,000	2,710	21,000	2,710	21,000	2,710	21,000	2,710	21,000	2,710	21,000	2,710	21,000	2,710	21,000	2,710
6-S.L.M.	80	690	690	770	690	770	690	770	690	770	690	770	690	770	690	770	690	770	690	770	690	770	690	770	690	770	690
7-L.M.	10	70	70	2,510	70	2,510	70	2,510	70	2,510	70	2,510	70	2,510	70	2,510	70	2,510	70	2,510	70	2,510	70	2,510	70	2,510	70
8-S.O.O.	-	30	30	1,050	30	1,050	30	1,050	30	1,050	30	1,050	30	1,050	30	1,050	30	1,050	30	1,050	30	1,050	30	1,050	30	1,050	30
9-O.O.	-	10	10	540	10	540	10	540	10	540	10	540	10	540	10	540	10	540	10	540	10	540	10	540	10	540	10
Total	200	3,790	3,790	21,890	3,790	21,890	3,790	21,890	3,790	21,890	3,790	21,890	3,790	21,890	3,790	21,890	3,790	21,890	3,790	21,890	3,790	21,890	3,790	21,890	3,790	21,890	
Spotted:																											
3-O.M.	-	-	-	-	-	-	-	-	-	-	-	-	-	-	-	-	-	-	-	-	-	-	-	-	-	-	-
4-S.M.	10	100	100	2,000	10	2,000	10	2,000	10	2,000	10	2,000	10	2,000	10	2,000	10	2,000	10	2,000	10	2,000	10	2,000	10	2,000	10
5-M.	10	100	100	2,000	10	2,000	10	2,000	10	2,000	10	2,000	10	2,000	10	2,000	10	2,000	10	2,000	10	2,000	10	2,000	10	2,000	10
6-S.L.M.	-	-	-	-	-	-	-	-	-	-	-	-	-	-	-	-	-	-	-	-	-	-	-	-	-	-	-
7-L.M.	-	-	-	-	-	-	-	-	-	-	-	-	-	-	-	-	-	-	-	-	-	-	-	-	-	-	-
Total	50	690	690	4,750	690	4,750	690	4,750	690	4,750	690	4,750	690	4,750	690	4,750	690	4,750	690	4,750	690	4,750	690	4,750	690	4,750	
Tinged:																											
3-O.M.	-	-	-	-	-	-	-	-	-	-	-	-	-	-	-	-	-	-	-	-	-	-	-	-	-	-	-
4-S.M.	-	-	-	-	-	-	-	-	-	-	-	-	-	-	-	-	-	-	-	-	-	-	-	-	-	-	-
5-M.	-	-	-	-	-	-	-	-	-	-	-	-	-	-	-	-	-	-	-	-	-	-	-	-	-	-	-
6-S.L.M.	-	-	-	-	-	-	-	-	-	-	-	-	-	-	-	-	-	-	-	-	-	-	-	-	-	-	-
7-L.M.	-	-	-	-	-	-	-	-	-	-	-	-	-	-	-	-	-	-	-	-	-	-	-	-	-	-	-
Total	-	-	-	-	-	-	-	-	-	-	-	-	-	-	-	-	-	-	-	-	-	-	-	-	-	-	-
Gray:																											
3-O.M.	-	-	-	-	-	-	-	-	-	-	-	-	-	-	-	-	-	-	-	-	-	-	-	-	-	-	-
4-S.M.	-	-	-	-	-	-	-	-	-	-	-	-	-	-	-	-	-	-	-	-	-	-	-	-	-	-	-
5-M.	-	-	-	-	-	-	-	-	-	-	-	-	-	-	-	-	-	-	-	-	-	-	-	-	-	-	-
6-S.L.M.	-	-	-	-	-	-	-	-	-	-	-	-	-	-	-	-	-	-	-	-	-	-	-	-	-	-	-
7-L.M.	-	-	-	-	-	-	-	-	-	-	-	-	-	-	-	-	-	-	-	-	-	-	-	-	-	-	-
Total	-	-	-	-	-	-	-	-	-	-	-	-	-	-	-	-	-	-	-	-	-	-	-	-	-	-	-
Below Grade	-	-	-	-	-	-	-	-	-	-	-	-	-	-	-	-	-	-	-	-	-	-	-	-	-	-	-
All grades	290	4,480	4,480	26,860	4,480	26,860	4,480	26,860	4,480	26,860	4,480	26,860	4,480	26,860	4,480	26,860	4,480	26,860	4,480	26,860	4,480	26,860	4,480	26,860	4,480	26,860	
All grades	Percent	Percent	Percent	Percent	Percent	Percent	Percent	Percent	Percent	Percent	Percent	Percent	Percent	Percent	Percent	Percent	Percent	Percent	Percent	Percent	Percent	Percent	Percent	Percent	Percent	Percent	Percent
	0.6	0.6	0.5	3.3	7.7	42.0	39.1	5.9	0.3	0.1	0.1	0.2	0.2	0.2	0.2	0.2	0.2	0.2	0.2	0.2	0.2	0.2	0.2	0.2	0.2	0.2	

1/ As reported by the Bureau of the Census, running bales, linters excluded.
 2/ Less than 0.05 percent.
 Percentage rough preparation.... 9.4
 Grade index..... 96.1
 Average staple length..... 32.4

Table 14.—Grade and staple length of upland cotton ginned in California, 1946-47

Grade	13/16 inch and shorter		7/8		29/32		16/16		31/32		1		1-1/32		1-1/16		1-1/8		1-1/4		1-1/2		1-3/4		All lengths				
	Bales	Percent	Bales	Percent	Bales	Percent	Bales	Percent	Bales	Percent	Bales	Percent	Bales	Percent	Bales	Percent	Bales	Percent	Bales	Percent	Bales	Percent	Bales	Percent	Bales	Percent			
Extra White:																													
3-0.M.	-	-	-	-	3	24	173	2,001	7,215	1,949	14	-	-	-	-	-	-	-	-	-	-	-	-	-	11,552	24.5			
4-0.M.	-	-	2	183	1,659	29,468	119,964	54,611	821	-	-	-	-	-	-	-	-	-	-	-	-	-	-	-	126,566	41.0			
5-M.	-	-	1	20	1,771	22,897	79,681	24,188	778	11	-	-	-	-	-	-	-	-	-	-	-	-	-	-	126,170	29.2			
6-0.L.M.	-	-	2	23	1,266	6,868	17,619	5,310	267	2	-	-	-	-	-	-	-	-	-	-	-	-	-	-	31,767	7.0			
7-L.M.	-	-	4	82	362	1,483	4,853	4,819	2,006	309	14	-	-	-	-	-	-	-	-	-	-	-	-	-	13,907	3.1			
8-0.L.O.	-	-	91	828	18	2,243	3,703	2,447	49	2	-	-	-	-	-	-	-	-	-	-	-	-	-	-	19,796	2.2			
9-0.O.	-	-	178	1,213	12	2,633	2,353	766	42	2	-	-	-	-	-	-	-	-	-	-	-	-	-	-	7,507	1.6			
Total.	275	2,125	37	5,298	8,004	19,144	66,211	226,729	66,368	1,591	13	-	-	-	-	-	-	-	-	-	-	-	-	-	389,794	85.6			
White:																													
1-M.F.	-	-	-	-	-	-	-	-	-	-	-	-	-	-	-	-	-	-	-	-	-	-	-	-	-	-	-		
2-0.O.M.	-	-	-	-	-	-	-	-	-	-	-	-	-	-	-	-	-	-	-	-	-	-	-	-	-	-	-		
3-0.M.	-	-	-	-	-	-	-	-	-	-	-	-	-	-	-	-	-	-	-	-	-	-	-	-	-	-	-		
4-0.M.	-	-	-	-	-	-	-	-	-	-	-	-	-	-	-	-	-	-	-	-	-	-	-	-	-	-	-		
5-M.	-	-	-	-	-	-	-	-	-	-	-	-	-	-	-	-	-	-	-	-	-	-	-	-	-	-	-		
6-0.L.M.	-	-	-	-	-	-	-	-	-	-	-	-	-	-	-	-	-	-	-	-	-	-	-	-	-	-	-		
7-L.M.	-	-	-	-	-	-	-	-	-	-	-	-	-	-	-	-	-	-	-	-	-	-	-	-	-	-	-		
8-0.L.O.	-	-	-	-	-	-	-	-	-	-	-	-	-	-	-	-	-	-	-	-	-	-	-	-	-	-	-		
9-0.O.	-	-	-	-	-	-	-	-	-	-	-	-	-	-	-	-	-	-	-	-	-	-	-	-	-	-	-		
Total.	14	1	37	125	219	97	17	-	-	-	-	-	-	-	-	-	-	-	-	-	-	-	-	-	500	1.1			
Spotted:																													
3-0.M.	-	-	-	-	-	1	21	460	1,502	290	15	-	-	-	-	-	-	-	-	-	-	-	-	-	-	2,097	5		
4-0.M.	-	-	2	15	256	1,763	3,083	5,444	1,502	15	-	-	-	-	-	-	-	-	-	-	-	-	-	-	-	5,670	1.2		
5-M.	3	10	5	73	446	1,944	5,419	1,202	150	9	-	-	-	-	-	-	-	-	-	-	-	-	-	-	-	7,591	1.6		
6-0.L.M.	15	123	1	496	862	1,993	896	92	6	-	-	-	-	-	-	-	-	-	-	-	-	-	-	-	-	4,148	4.9		
7-L.M.	560	2,556	1	3,092	1,795	899	73	4	1	-	-	-	-	-	-	-	-	-	-	-	-	-	-	-	-	9,651	1.9		
Total.	598	2,729	7	3,683	3,119	4,413	6,403	5,683	1,028	39	-	-	-	-	-	-	-	-	-	-	-	-	-	-	-	27,682	6.1		
Tinged:																													
3-0.M.	-	-	-	-	-	-	-	-	-	-	-	-	-	-	-	-	-	-	-	-	-	-	-	-	-	-	-		
4-0.M.	-	-	-	-	-	-	-	-	-	-	-	-	-	-	-	-	-	-	-	-	-	-	-	-	-	-	-		
5-M.	3	15	-	30	8	7	-	-	-	-	-	-	-	-	-	-	-	-	-	-	-	-	-	-	-	-	-		
6-0.L.M.	53	204	-	178	71	33	3	-	-	-	-	-	-	-	-	-	-	-	-	-	-	-	-	-	-	-	-		
7-L.M.	479	1,046	-	733	189	39	-	-	-	-	-	-	-	-	-	-	-	-	-	-	-	-	-	-	-	-	-		
Total.	535	1,265	-	961	266	81	6	-	-	-	-	-	-	-	-	-	-	-	-	-	-	-	-	-	-	-	3,106	7	
Yellow Stained:																													
3-0.M.	-	-	-	-	-	-	-	-	-	-	-	-	-	-	-	-	-	-	-	-	-	-	-	-	-	-	-		
4-0.M.	-	-	-	-	-	-	-	-	-	-	-	-	-	-	-	-	-	-	-	-	-	-	-	-	-	-	-		
5-M.	1	17	-	4	-	-	-	-	-	-	-	-	-	-	-	-	-	-	-	-	-	-	-	-	-	-	-		
Total.	1	17	-	4	-	-	-	-	-	-	-	-	-	-	-	-	-	-	-	-	-	-	-	-	-	-	22		
Gray:																													
3-0.M.	-	-	-	2	38	166	569	257	11	1	-	-	-	-	-	-	-	-	-	-	-	-	-	-	-	-	1,033	2	
4-0.M.	-	-	5	208	4,506	1,394	66	1	-	-	-	-	-	-	-	-	-	-	-	-	-	-	-	-	-	-	8,231	1.8	
5-M.	-	-	6	2	73	833	7,139	3,528	54	1	-	-	-	-	-	-	-	-	-	-	-	-	-	-	-	-	14,632	3.3	
Total.	-	-	6	2	80	1,187	7,164	12,204	3,179	131	2	-	-	-	-	-	-	-	-	-	-	-	-	-	-	-	-	23,896	5.3
Below Grade	2,271	4,263	-	2,478	762	124	6	-	-	-	-	-	-	-	-	-	-	-	-	-	-	-	-	-	-	-	9,698	2.2	
All grades	3,678	10,419	47	12,611	13,406	25,136	86,116	254,612	67,627	1,632	13	2	-	-	-	-	-	-	-	-	-	-	-	-	-	-	454,097	100.0	
All grades	0.8	2.3	*	2.8	3.0	5.6	19.7	51.6	14.9	0.4	*	-	-	-	-	-	-	-	-	-	-	-	-	-	-	-	100.0		

* As reported by the Bureau of the Census, running bales, linters excluded.
 * Less than 0.06 percent.
 * Percentage rough preparation. . . . 1.4
 * Grade index. 57.3
 * Average staple length. 53.6

Table 17.—Grade and staple length of upland cotton in Illinois, 1946-47

Grade	11 3/16 inch and shorter		7/8 inch		29/32 inch		16/16 inch		31/32 inch		1 inch		1-1/32 inches		1-1/16 inches		1-3/32 inches		1-1/8 inches		1-5/32 inches		1-7/32 inches		1-1/4 inch and longer		All lengths	
	Bales	Percent	Bales	Percent	Bales	Percent	Bales	Percent	Bales	Percent	Bales	Percent	Bales	Percent	Bales	Percent	Bales	Percent	Bales	Percent	Bales	Percent	Bales	Percent	Bales	Percent	Bales	Percent
White:																												
1-M.F.	-	-	-	-	-	-	-	-	-	-	-	-	-	-	-	-	-	-	-	-	-	-	-	-	-	-	-	-
2-S.G.M.	-	-	-	-	-	-	-	-	-	-	-	-	-	-	-	-	-	-	-	-	-	-	-	-	-	-	-	-
3-O.M.	-	-	-	-	-	-	-	-	-	-	-	-	-	-	-	-	-	-	-	-	-	-	-	-	-	-	-	-
4-S.M.	-	-	-	-	-	-	-	-	-	-	-	-	-	-	-	-	-	-	-	-	-	-	-	-	-	-	-	-
5-M.	10	10	10	10	10	10	10	10	10	10	10	10	10	10	10	10	10	10	10	10	10	10	10	10	10	10	10	1.2
6-S.L.M.	10	10	10	10	10	10	10	10	10	10	10	10	10	10	10	10	10	10	10	10	10	10	10	10	10	10	10	23.0
7-L.M.	-	-	-	-	-	-	-	-	-	-	-	-	-	-	-	-	-	-	-	-	-	-	-	-	-	-	-	35.0
8-S.O.O.	80	70	70	70	70	70	70	70	70	70	70	70	70	70	70	70	70	70	70	70	70	70	70	70	70	70	70	5.1
9-O.O.	-	-	-	-	-	-	-	-	-	-	-	-	-	-	-	-	-	-	-	-	-	-	-	-	-	-	-	12.0
Total	80	110	10	60	60	200	498	80	10	868	80	10	868	80	10	868	80	10	868	80	10	868	80	10	868	80	89.7	
Spotted:																												
3-O.M.	-	-	-	-	-	-	-	-	-	-	-	-	-	-	-	-	-	-	-	-	-	-	-	-	-	-	-	-
4-S.M.	-	-	-	-	-	-	-	-	-	-	-	-	-	-	-	-	-	-	-	-	-	-	-	-	-	-	-	-
5-M.	80	80	80	80	80	80	80	80	80	80	80	80	80	80	80	80	80	80	80	80	80	80	80	80	80	80	80	1.2
6-S.L.M.	80	10	10	10	10	10	10	10	10	10	10	10	10	10	10	10	10	10	10	10	10	10	10	10	10	10	10	206
7-L.M.	80	226	226	226	226	226	226	226	226	226	226	226	226	226	226	226	226	226	226	226	226	226	226	226	226	226	226	40
Total	110	286	286	286	286	40	868	868	868	868	868	868	868	868	868	868	868	868	868	868	868	868	868	868	868	868	868	56.7
Tinged:																												
3-O.M.	-	-	-	-	-	-	-	-	-	-	-	-	-	-	-	-	-	-	-	-	-	-	-	-	-	-	-	-
4-S.M.	-	-	-	-	-	-	-	-	-	-	-	-	-	-	-	-	-	-	-	-	-	-	-	-	-	-	-	-
5-M.	10	10	10	10	10	10	10	10	10	10	10	10	10	10	10	10	10	10	10	10	10	10	10	10	10	10	10	.6
6-S.L.M.	10	10	10	10	10	10	10	10	10	10	10	10	10	10	10	10	10	10	10	10	10	10	10	10	10	10	10	.6
7-L.M.	-	-	-	-	-	-	-	-	-	-	-	-	-	-	-	-	-	-	-	-	-	-	-	-	-	-	-	-
Total	-	20	20	20	20	20	20	20	20	20	20	20	20	20	20	20	20	20	20	20	20	20	20	20	20	20	20	1.2
Gray:																												
3-O.M.	-	-	-	-	-	-	-	-	-	-	-	-	-	-	-	-	-	-	-	-	-	-	-	-	-	-	-	-
4-S.M.	-	-	-	-	-	-	-	-	-	-	-	-	-	-	-	-	-	-	-	-	-	-	-	-	-	-	-	-
5-M.	-	-	-	-	-	-	-	-	-	-	-	-	-	-	-	-	-	-	-	-	-	-	-	-	-	-	-	-
6-M.	-	-	-	-	-	-	-	-	-	-	-	-	-	-	-	-	-	-	-	-	-	-	-	-	-	-	-	-
Total	-	-	-	-	-	-	-	-	-	-	-	-	-	-	-	-	-	-	-	-	-	-	-	-	-	-	-	-
Below Grade	-	20	20	20	20	20	20	20	20	20	20	20	20	20	20	20	20	20	20	20	20	20	20	20	20	20	20	1.2
All grades	160	436	10	156	10	240	888	80	10	868	80	10	868	80	10	868	80	10	868	80	10	868	80	10	868	80	100.0	
All grades	10.0	27.5	0.6	7.5	0.6	9.9	14.9	25.6	0.6	25.6	5.0	0.6	25.6	5.0	0.6	25.6	5.0	0.6	25.6	5.0	0.6	25.6	5.0	0.6	25.6	5.0	100.0	

As reported by the Bureau of the Census, running bales, lintors excluded.
 Percentage rough preparation 11.8
 Grade index 89.8
 Average staple length 31.0

Table 18. ---Grade and staple length of upland cotton ginned in Kentucky, 1946-47

Grade	13/16 inch and shorter		7/8 inch		29/32 inch		15/16 inch		31/32 inch		1 inch		1-1/32 inches		1-1/16 inches		1-3/32 inches		1-1/8 inches		1-5/32 inches		1-3/16 inches		1-7/32 inches		1-1/4 inches and longer		All lengths										
	Bales	Percent	Bales	Percent	Bales	Percent	Bales	Percent	Bales	Percent	Bales	Percent	Bales	Percent	Bales	Percent	Bales	Percent	Bales	Percent	Bales	Percent	Bales	Percent	Bales	Percent	Bales	Percent	Bales	Percent									
Whites:																																							
1-M.F.	-	-	-	-	-	-	-	-	-	-	-	-	-	-	-	-	-	-	-	-	-	-	-	-	-	-	-	-	-	-	-	-							
2-S.G.M.	-	-	-	-	-	-	-	-	-	-	-	-	-	-	-	-	-	-	-	-	-	-	-	-	-	-	-	-	-	-	-	-	-						
3-G.M.	-	-	-	-	-	-	-	-	-	-	-	-	-	-	-	-	-	-	-	-	-	-	-	-	-	-	-	-	-	-	-	-	-	-					
4-S.M.	-	-	-	-	-	-	-	-	-	-	-	-	-	-	-	-	-	-	-	-	-	-	-	-	-	-	-	-	-	-	-	-	-	-	-				
5-M.	-	-	-	-	-	-	-	-	-	-	-	-	-	-	-	-	-	-	-	-	-	-	-	-	-	-	-	-	-	-	-	-	-	-	-	-			
6-S.L.M.	-	-	-	-	-	-	-	-	-	-	-	-	-	-	-	-	-	-	-	-	-	-	-	-	-	-	-	-	-	-	-	-	-	-	-	-			
7-L.M.	-	-	-	-	-	-	-	-	-	-	-	-	-	-	-	-	-	-	-	-	-	-	-	-	-	-	-	-	-	-	-	-	-	-	-	-			
8-S.G.O.	-	-	-	-	-	-	-	-	-	-	-	-	-	-	-	-	-	-	-	-	-	-	-	-	-	-	-	-	-	-	-	-	-	-	-	-			
9-G.O.	-	-	-	-	-	-	-	-	-	-	-	-	-	-	-	-	-	-	-	-	-	-	-	-	-	-	-	-	-	-	-	-	-	-	-	-			
Total	-	-	20	30	80	1,187	1,330	2,999	930	80	-	-	-	-	-	-	-	-	-	-	-	-	-	-	-	-	-	-	-	-	-	-	-	-	-	-	-		
Spotted:																																							
1-G.M.	-	-	-	-	-	-	-	-	-	-	-	-	-	-	-	-	-	-	-	-	-	-	-	-	-	-	-	-	-	-	-	-	-	-	-	-	-	-	
4-S.M.	-	-	-	-	-	-	-	-	-	-	-	-	-	-	-	-	-	-	-	-	-	-	-	-	-	-	-	-	-	-	-	-	-	-	-	-	-	-	-
5-M.	-	-	-	-	-	-	-	-	-	-	-	-	-	-	-	-	-	-	-	-	-	-	-	-	-	-	-	-	-	-	-	-	-	-	-	-	-	-	-
6-S.L.M.	-	-	-	-	-	-	-	-	-	-	-	-	-	-	-	-	-	-	-	-	-	-	-	-	-	-	-	-	-	-	-	-	-	-	-	-	-	-	-
7-L.M.	-	-	-	-	-	-	-	-	-	-	-	-	-	-	-	-	-	-	-	-	-	-	-	-	-	-	-	-	-	-	-	-	-	-	-	-	-	-	
Total	-	-	-	-	-	-	-	-	-	-	-	-	-	-	-	-	-	-	-	-	-	-	-	-	-	-	-	-	-	-	-	-	-	-	-	-	-	-	-
Tinged:																																							
3-G.M.	-	-	-	-	-	-	-	-	-	-	-	-	-	-	-	-	-	-	-	-	-	-	-	-	-	-	-	-	-	-	-	-	-	-	-	-	-	-	-
4-S.M.	-	-	-	-	-	-	-	-	-	-	-	-	-	-	-	-	-	-	-	-	-	-	-	-	-	-	-	-	-	-	-	-	-	-	-	-	-	-	-
5-M.	-	-	-	-	-	-	-	-	-	-	-	-	-	-	-	-	-	-	-	-	-	-	-	-	-	-	-	-	-	-	-	-	-	-	-	-	-	-	-
6-S.L.M.	-	-	-	-	-	-	-	-	-	-	-	-	-	-	-	-	-	-	-	-	-	-	-	-	-	-	-	-	-	-	-	-	-	-	-	-	-	-	-
7-L.M.	-	-	-	-	-	-	-	-	-	-	-	-	-	-	-	-	-	-	-	-	-	-	-	-	-	-	-	-	-	-	-	-	-	-	-	-	-	-	-
Total	-	-	-	-	-	-	-	-	-	-	-	-	-	-	-	-	-	-	-	-	-	-	-	-	-	-	-	-	-	-	-	-	-	-	-	-	-	-	-
Gray:																																							
3-G.M.	-	-	-	-	-	-	-	-	-	-	-	-	-	-	-	-	-	-	-	-	-	-	-	-	-	-	-	-	-	-	-	-	-	-	-	-	-	-	-
4-S.M.	-	-	-	-	-	-	-	-	-	-	-	-	-	-	-	-	-	-	-	-	-	-	-	-	-	-	-	-	-	-	-	-	-	-	-	-	-	-	-
5-M.	-	-	-	-	-	-	-	-	-	-	-	-	-	-	-	-	-	-	-	-	-	-	-	-	-	-	-	-	-	-	-	-	-	-	-	-	-	-	-
Total	-	-	-	-	-	-	-	-	-	-	-	-	-	-	-	-	-	-	-	-	-	-	-	-	-	-	-	-	-	-	-	-	-	-	-	-	-	-	-
Below Grade	-	-	-	-	90	-	-	-	-	-	-	-	-	-	-	-	-	-	-	-	-	-	-	-	-	-	-	-	-	-	-	-	-	-	-	-	-	-	-
All grades	-	-	20	30	90	1,207	1,330	2,999	930	80	-	-	-	-	-	-	-	-	-	-	-	-	-	-	-	-	-	-	-	-	-	-	-	-	-	-	-	-	-
All grades	-	-	0.3	0.4	12.2	1.2	15.9	39.2	17.5	1.1	-	-	-	-	-	-	-	-	-	-	-	-	-	-	-	-	-	-	-	-	-	-	-	-	-	-	-	-	

1/ As reported by the Bureau of the Census, running bales, linters excluded.

Percentage rough preparation 15.1
 Grade index 87.0
 Average staple length 33.1

Table 19.—Grade and staple length of upland cotton ginned in Louisiana, 1946-47

Grade	15/16 inch and shorter		7/8 inch		29/32 inch		15/16 inch		51/32 inch		1 inch		1-1/32 inch		1-1/16 inch		1-1/8 inch		1-5/32 inch		1-3/16 inch		1-7/32 inch		1-1/4 inch and longer		All lengths		
	Bales	Percent	Bales	Percent	Bales	Percent	Bales	Percent	Bales	Percent	Bales	Percent	Bales	Percent	Bales	Percent	Bales	Percent	Bales	Percent	Bales	Percent	Bales	Percent	Bales	Percent	Bales	Percent	
1-M.F.	-	-	-	-	-	-	-	-	-	-	-	-	-	-	-	-	-	-	-	-	-	-	-	-	-	-	-	-	
2-S.G.M.	-	-	-	-	-	-	-	-	-	-	-	-	-	-	-	-	-	-	-	-	-	-	-	-	-	-	-	-	
3-O.M.	-	-	-	-	-	-	-	-	-	-	-	-	-	-	-	-	-	-	-	-	-	-	-	-	-	-	-	-	
4-S.M.	-	-	20	-	-	-	-	-	-	-	-	-	-	-	-	-	-	-	-	-	-	-	-	-	-	-	-	-	
5-M.	-	-	140	100	100	860	4,270	4,350	660	180	890	210	150	70	100	80,770	32.7	100	100	80,770	32.7	100	100	80,770	32.7	100	100	80,770	32.7
6-S.L.M.	-	-	10	100	60	830	13,540	44,602	43,850	8,000	840	340	100	80	112,612	46.7	80	112,612	46.7	80	112,612	46.7	80	112,612	46.7	80	112,612	46.7	
7-L.M.	-	-	-	-	30	250	2,520	5,400	6,580	890	20	6.4	30	6.4	15,770	6.4	30	6.4	15,770	6.4	30	6.4	15,770	6.4	30	6.4	15,770	6.4	
8-S.G.O.	-	-	-	-	-	-	-	-	-	-	-	-	-	-	-	-	-	-	-	-	-	-	-	-	-	-	-	-	
9-O.O.	-	-	-	-	-	-	-	-	-	-	-	-	-	-	-	-	-	-	-	-	-	-	-	-	-	-	-	-	
Total	20	260	190	640	1,800	27,260	91,842	82,820	16,040	1,950	860	290	170	130	221,622	89.9	130	221,622	89.9	130	221,622	89.9	130	221,622	89.9	130	221,622	89.9	
Spotted:																													
1-O.M.	-	-	-	-	50	180	340	280	30	10	10	30	10	10	10	10	10	10	10	10	10	10	10	10	10	10	10	10	10
4-S.M.	-	-	40	20	160	490	2,930	4,000	5,980	640	120	20	60	80	13,160	5.3	20	13,160	5.3	20	13,160	5.3	20	13,160	5.3	20	13,160	5.3	
5-M.	-	-	40	210	160	1,170	2,260	2,770	350	10	10	10	10	10	7,080	2.8	10	7,080	2.8	10	7,080	2.8	10	7,080	2.8	10	7,080	2.8	
6-S.L.M.	-	-	-	-	10	180	540	740	140	-	-	-	-	-	1,480	.7	-	1,480	.7	-	1,480	.7	-	1,480	.7	-	1,480	.7	
7-L.M.	-	-	-	-	-	80	170	180	20	-	-	-	-	-	410	.2	-	410	.2	-	410	.2	-	410	.2	-	410	.2	
Total	10	80	280	280	720	4,470	7,910	7,980	1,180	140	80	60	60	20	23,160	9.4	20	23,160	9.4	20	23,160	9.4	20	23,160	9.4	20	23,160	9.4	
Gray:																													
1-O.M.	-	-	-	-	-	-	-	-	-	-	-	-	-	-	-	-	-	-	-	-	-	-	-	-	-	-	-	-	-
4-S.M.	-	-	-	-	-	260	160	230	60	10	10	10	10	10	10	10	10	10	10	10	10	10	10	10	10	10	10	10	10
5-M.	-	-	-	-	-	70	540	160	50	50	20	20	20	20	20	20	20	20	20	20	20	20	20	20	20	20	20	20	20
Total	-	-	-	-	-	320	690	390	110	60	20	20	20	20	1,680	.7	20	1,680	.7	20	1,680	.7	20	1,680	.7	20	1,680	.7	
Below Grade																													
All grades	80	540	480	820	2,640	32,040	99,942	90,660	16,310	2,130	600	860	260	170	1,246,722	100.0	170	1,246,722	100.0	170	1,246,722	100.0	170	1,246,722	100.0	170	1,246,722	100.0	
All grades	Percent	Percent	Percent	Percent	Percent	Percent	Percent	Percent	Percent	Percent	Percent	Percent	Percent	Percent	Percent	Percent	Percent	Percent	Percent	Percent	Percent	Percent	Percent	Percent	Percent	Percent	Percent	Percent	Percent
	0.1	0.2	0.2	0.4	1.0	13.0	40.5	36.7	6.6	0.9	0.2	0.1	0.1	0.1	100.0	0.1	100.0	0.1	100.0	0.1	100.0	0.1	100.0	0.1	100.0	0.1	100.0	0.1	

1/4 as reported by the Bureau of the Census, running bales, liners excluded.

Percentages rough preparation... 12.2
Grade index... 95.6
Average staple length... 33.4

* Less than 0.05 percent.

Table 21.—Grade and staple length of upland cotton ginned in Missouri, 1946-47

Grade	13/16 inch and shorter		7/8		29/32		15/16		31/32		1		1-1/32		1-1/16		1-5/32		1-1/8		1-5/16		1-7/32		1-1/4		All lengths		
	Bales	Percent	Bales	Percent	Bales	Percent	Bales	Percent	Bales	Percent	Bales	Percent	Bales	Percent	Bales	Percent	Bales	Percent	Bales	Percent	Bales	Percent	Bales	Percent	Bales	Percent	Bales	Percent	
Whites:																													
1-M.P.	-	-	-	-	-	-	-	-	-	-	-	-	-	-	-	-	-	-	-	-	-	-	-	-	-	-	-	-	-
2-S.O.M.	-	-	-	-	-	-	-	-	-	-	-	-	-	-	-	-	-	-	-	-	-	-	-	-	-	-	-	-	-
3-G.M.	-	-	-	-	-	-	-	-	-	-	-	-	-	-	-	-	-	-	-	-	-	-	-	-	-	-	-	-	-
4-S.M.	-	-	-	-	-	-	-	-	-	-	-	-	-	-	-	-	-	-	-	-	-	-	-	-	-	-	-	-	-
5-M.	-	-	-	-	-	-	-	-	-	-	-	-	-	-	-	-	-	-	-	-	-	-	-	-	-	-	-	-	-
6-S.L.M.	-	-	-	-	-	-	-	-	-	-	-	-	-	-	-	-	-	-	-	-	-	-	-	-	-	-	-	-	-
7-L.M.	-	-	-	-	-	-	-	-	-	-	-	-	-	-	-	-	-	-	-	-	-	-	-	-	-	-	-	-	-
8-S.O.	-	-	-	-	-	-	-	-	-	-	-	-	-	-	-	-	-	-	-	-	-	-	-	-	-	-	-	-	-
9-O.	-	-	-	-	-	-	-	-	-	-	-	-	-	-	-	-	-	-	-	-	-	-	-	-	-	-	-	-	-
Total	440		270		15,580		21,660		49,900		114,937		54,320		9,420		910		220		120		230		304,187		95.9		
Spotted:																													
3-O.M.	-	-	-	-	-	-	-	-	-	-	-	-	-	-	-	-	-	-	-	-	-	-	-	-	-	-	-	-	-
4-S.M.	-	-	-	-	-	-	-	-	-	-	-	-	-	-	-	-	-	-	-	-	-	-	-	-	-	-	-	-	-
5-M.	-	-	-	-	-	-	-	-	-	-	-	-	-	-	-	-	-	-	-	-	-	-	-	-	-	-	-	-	-
6-S.L.M.	-	-	-	-	-	-	-	-	-	-	-	-	-	-	-	-	-	-	-	-	-	-	-	-	-	-	-	-	-
7-L.M.	-	-	-	-	-	-	-	-	-	-	-	-	-	-	-	-	-	-	-	-	-	-	-	-	-	-	-	-	-
Total	10		30		240		630		1,280		3,740		2,690		870		90		10		10		10		9,580		3.0		
Tinged:																													
3-O.M.	-	-	-	-	-	-	-	-	-	-	-	-	-	-	-	-	-	-	-	-	-	-	-	-	-	-	-	-	-
4-S.M.	-	-	-	-	-	-	-	-	-	-	-	-	-	-	-	-	-	-	-	-	-	-	-	-	-	-	-	-	-
5-M.	-	-	-	-	-	-	-	-	-	-	-	-	-	-	-	-	-	-	-	-	-	-	-	-	-	-	-	-	-
6-S.L.M.	-	-	-	-	-	-	-	-	-	-	-	-	-	-	-	-	-	-	-	-	-	-	-	-	-	-	-	-	-
7-L.M.	-	-	-	-	-	-	-	-	-	-	-	-	-	-	-	-	-	-	-	-	-	-	-	-	-	-	-	-	-
Total	-		-		-		-		-		-		-		-		-		-		-		-		-		-		-
Gray:																													
3-O.M.	-	-	-	-	-	-	-	-	-	-	-	-	-	-	-	-	-	-	-	-	-	-	-	-	-	-	-	-	-
4-S.M.	-	-	-	-	-	-	-	-	-	-	-	-	-	-	-	-	-	-	-	-	-	-	-	-	-	-	-	-	-
5-M.	-	-	-	-	-	-	-	-	-	-	-	-	-	-	-	-	-	-	-	-	-	-	-	-	-	-	-	-	-
Total	-		-		-		-		-		-		-		-		-		-		-		-		-		-		-
Below Grade	-	-	-	-	-	-	-	-	-	-	-	-	-	-	-	-	-	-	-	-	-	-	-	-	-	-	-	-	-
All grades	690		310		16,280		22,680		54,530		118,707		55,280		9,510		940		230		120		240		1,080		100.0		
All grades	0.2		0.1		5.1		7.1		17.2		37.4		17.4		3.0		0.3		0.1		0.1		0.1		100.0				

1/ As reported by the Bureau of the Census, running bales, lintars excluded.
 2/ Less than 0.05 percent.
 Percentage rough preparation 11.8
 Grade index 99.5
 Average staple length 33.4

Table 22.—Grade and staple length of upland cotton ginned in New Mexico, 1946-47

Grade	13/15 inch		7/8		29/32		15/16		31/32		1		1-1/32		1-1/16		1-1/8		1-1/4		1-1/2		1-3/4		All lengths																																																																																																																																																																																																																																																																																																																																																																																																																																																																																																																																																																																																																																																																																																																																																																																																																																																																																																																																																																																																																																																																																																																																																																																																																																																																																																																						
	Bales	Percent	Bales	Percent	Bales	Percent	Bales	Percent	Bales	Percent	Bales	Percent	Bales	Percent	Bales	Percent	Bales	Percent	Bales	Percent	Bales	Percent	Bales	Percent	Bales	Percent																																																																																																																																																																																																																																																																																																																																																																																																																																																																																																																																																																																																																																																																																																																																																																																																																																																																																																																																																																																																																																																																																																																																																																																																																																																																																																																					
Extra White:																											3-0.M.	1		2		4		4		1		1		3		203		336		45		1		1		1,509	1.1	4-0.M.			4		19		19		27		27		788		7,075		2,995		233		102		280		25,568	19.4	5-0.M.			4		1		1		37		273		2,925		20,179		6,576		725		536		1,646		58,029	47.9	6-0.M.			1		1		1		23		589		2,762		10,221		1,966		434		416		200		28,770	21.8	7-0.M.			5		12		12		24		332		594		1,109		169		73		7		9		3,097	2.4	8-0.M.			109		223		223		314		178		56		33		4		4		1		1		931	.7	9-0.M.			352		97		97		39		7		4		4		4		4		1		1		339	.3	Total	307		339		6		6		1,698		114		7,090		39,420		12,044		1,491		1,061		936		123,243	95.6	Whites:																											1-M.F.																											2-0.M.																											3-0.M.																											4-0.M.																											5-M.																											6-S.L.M.																											7-1.M.																											8-3-0.																											9-0.																											Total	146		64		47		26		24		24		10		7		38		10		1,061		936		348	.3	Spotted:																											3-0.M.																											4-0.M.																											5-M.																											6-S.L.M.																											7-1.M.																											8-3-0.																											9-0.																											Total	668		946		7		916		61		963		1,790		1,709		58		26		4		4		7,655	5.8	Tinged:																											3-0.M.																											4-0.M.																											5-M.																											6-S.L.M.																											7-1.M.																											Total	40		44		22		22		2		2		2		2		4		26		4		4		105	.1	Gray:																											3-0.M.																											4-0.M.																											5-M.																											6-S.L.M.																											7-1.M.																											Total	38		7		2		2		5		5		2		1		4		4		4		4		61	.1	Below Grade																											All grades	1,099		1,397		60		1,459		190		2,150		8,970		41,247		12,152		1,528		1,065		944		1,131,642	100.0	All grades																											Percent	0.8		1.1		0.4		1.1		0.1		1.7		6.8		31.3		9.2		1.2		0.8		0.7		100.0		Percent	0.8		1.1		0.4		1.1		0.1		1.7		6.8		31.3		9.2		1.2		0.8		0.7		100.0	
3-0.M.	1		2		4		4		1		1		3		203		336		45		1		1		1,509	1.1	4-0.M.			4		19		19		27		27		788		7,075		2,995		233		102		280		25,568	19.4	5-0.M.			4		1		1		37		273		2,925		20,179		6,576		725		536		1,646		58,029	47.9	6-0.M.			1		1		1		23		589		2,762		10,221		1,966		434		416		200		28,770	21.8	7-0.M.			5		12		12		24		332		594		1,109		169		73		7		9		3,097	2.4	8-0.M.			109		223		223		314		178		56		33		4		4		1		1		931	.7	9-0.M.			352		97		97		39		7		4		4		4		4		1		1		339	.3	Total	307		339		6		6		1,698		114		7,090		39,420		12,044		1,491		1,061		936		123,243	95.6	Whites:																											1-M.F.																											2-0.M.																											3-0.M.																											4-0.M.																											5-M.																											6-S.L.M.																											7-1.M.																											8-3-0.																											9-0.																											Total	146		64		47		26		24		24		10		7		38		10		1,061		936		348	.3	Spotted:																											3-0.M.																											4-0.M.																											5-M.																											6-S.L.M.																											7-1.M.																											8-3-0.																											9-0.																											Total	668		946		7		916		61		963		1,790		1,709		58		26		4		4		7,655	5.8	Tinged:																											3-0.M.																											4-0.M.																											5-M.																											6-S.L.M.																											7-1.M.																											Total	40		44		22		22		2		2		2		2		4		26		4		4		105	.1	Gray:																											3-0.M.																											4-0.M.																											5-M.																											6-S.L.M.																											7-1.M.																											Total	38		7		2		2		5		5		2		1		4		4		4		4		61	.1	Below Grade																											All grades	1,099		1,397		60		1,459		190		2,150		8,970		41,247		12,152		1,528		1,065		944		1,131,642	100.0	All grades																											Percent	0.8		1.1		0.4		1.1		0.1		1.7		6.8		31.3		9.2		1.2		0.8		0.7		100.0		Percent	0.8		1.1		0.4		1.1		0.1		1.7		6.8		31.3		9.2		1.2		0.8		0.7		100.0																												
4-0.M.			4		19		19		27		27		788		7,075		2,995		233		102		280		25,568	19.4	5-0.M.			4		1		1		37		273		2,925		20,179		6,576		725		536		1,646		58,029	47.9	6-0.M.			1		1		1		23		589		2,762		10,221		1,966		434		416		200		28,770	21.8	7-0.M.			5		12		12		24		332		594		1,109		169		73		7		9		3,097	2.4	8-0.M.			109		223		223		314		178		56		33		4		4		1		1		931	.7	9-0.M.			352		97		97		39		7		4		4		4		4		1		1		339	.3	Total	307		339		6		6		1,698		114		7,090		39,420		12,044		1,491		1,061		936		123,243	95.6	Whites:																											1-M.F.																											2-0.M.																											3-0.M.																											4-0.M.																											5-M.																											6-S.L.M.																											7-1.M.																											8-3-0.																											9-0.																											Total	146		64		47		26		24		24		10		7		38		10		1,061		936		348	.3	Spotted:																											3-0.M.																											4-0.M.																											5-M.																											6-S.L.M.																											7-1.M.																											8-3-0.																											9-0.																											Total	668		946		7		916		61		963		1,790		1,709		58		26		4		4		7,655	5.8	Tinged:																											3-0.M.																											4-0.M.																											5-M.																											6-S.L.M.																											7-1.M.																											Total	40		44		22		22		2		2		2		2		4		26		4		4		105	.1	Gray:																											3-0.M.																											4-0.M.																											5-M.																											6-S.L.M.																											7-1.M.																											Total	38		7		2		2		5		5		2		1		4		4		4		4		61	.1	Below Grade																											All grades	1,099		1,397		60		1,459		190		2,150		8,970		41,247		12,152		1,528		1,065		944		1,131,642	100.0	All grades																											Percent	0.8		1.1		0.4		1.1		0.1		1.7		6.8		31.3		9.2		1.2		0.8		0.7		100.0		Percent	0.8		1.1		0.4		1.1		0.1		1.7		6.8		31.3		9.2		1.2		0.8		0.7		100.0																																																							
5-0.M.			4		1		1		37		273		2,925		20,179		6,576		725		536		1,646		58,029	47.9	6-0.M.			1		1		1		23		589		2,762		10,221		1,966		434		416		200		28,770	21.8	7-0.M.			5		12		12		24		332		594		1,109		169		73		7		9		3,097	2.4	8-0.M.			109		223		223		314		178		56		33		4		4		1		1		931	.7	9-0.M.			352		97		97		39		7		4		4		4		4		1		1		339	.3	Total	307		339		6		6		1,698		114		7,090		39,420		12,044		1,491		1,061		936		123,243	95.6	Whites:																											1-M.F.																											2-0.M.																											3-0.M.																											4-0.M.																											5-M.																											6-S.L.M.																											7-1.M.																											8-3-0.																											9-0.																											Total	146		64		47		26		24		24		10		7		38		10		1,061		936		348	.3	Spotted:																											3-0.M.																											4-0.M.																											5-M.																											6-S.L.M.																											7-1.M.																											8-3-0.																											9-0.																											Total	668		946		7		916		61		963		1,790		1,709		58		26		4		4		7,655	5.8	Tinged:																											3-0.M.																											4-0.M.																											5-M.																											6-S.L.M.																											7-1.M.																											Total	40		44		22		22		2		2		2		2		4		26		4		4		105	.1	Gray:																											3-0.M.																											4-0.M.																											5-M.																											6-S.L.M.																											7-1.M.																											Total	38		7		2		2		5		5		2		1		4		4		4		4		61	.1	Below Grade																											All grades	1,099		1,397		60		1,459		190		2,150		8,970		41,247		12,152		1,528		1,065		944		1,131,642	100.0	All grades																											Percent	0.8		1.1		0.4		1.1		0.1		1.7		6.8		31.3		9.2		1.2		0.8		0.7		100.0		Percent	0.8		1.1		0.4		1.1		0.1		1.7		6.8		31.3		9.2		1.2		0.8		0.7		100.0																																																																																		
6-0.M.			1		1		1		23		589		2,762		10,221		1,966		434		416		200		28,770	21.8	7-0.M.			5		12		12		24		332		594		1,109		169		73		7		9		3,097	2.4	8-0.M.			109		223		223		314		178		56		33		4		4		1		1		931	.7	9-0.M.			352		97		97		39		7		4		4		4		4		1		1		339	.3	Total	307		339		6		6		1,698		114		7,090		39,420		12,044		1,491		1,061		936		123,243	95.6	Whites:																											1-M.F.																											2-0.M.																											3-0.M.																											4-0.M.																											5-M.																											6-S.L.M.																											7-1.M.																											8-3-0.																											9-0.																											Total	146		64		47		26		24		24		10		7		38		10		1,061		936		348	.3	Spotted:																											3-0.M.																											4-0.M.																											5-M.																											6-S.L.M.																											7-1.M.																											8-3-0.																											9-0.																											Total	668		946		7		916		61		963		1,790		1,709		58		26		4		4		7,655	5.8	Tinged:																											3-0.M.																											4-0.M.																											5-M.																											6-S.L.M.																											7-1.M.																											Total	40		44		22		22		2		2		2		2		4		26		4		4		105	.1	Gray:																											3-0.M.																											4-0.M.																											5-M.																											6-S.L.M.																											7-1.M.																											Total	38		7		2		2		5		5		2		1		4		4		4		4		61	.1	Below Grade																											All grades	1,099		1,397		60		1,459		190		2,150		8,970		41,247		12,152		1,528		1,065		944		1,131,642	100.0	All grades																											Percent	0.8		1.1		0.4		1.1		0.1		1.7		6.8		31.3		9.2		1.2		0.8		0.7		100.0		Percent	0.8		1.1		0.4		1.1		0.1		1.7		6.8		31.3		9.2		1.2		0.8		0.7		100.0																																																																																																													
7-0.M.			5		12		12		24		332		594		1,109		169		73		7		9		3,097	2.4	8-0.M.			109		223		223		314		178		56		33		4		4		1		1		931	.7	9-0.M.			352		97		97		39		7		4		4		4		4		1		1		339	.3	Total	307		339		6		6		1,698		114		7,090		39,420		12,044		1,491		1,061		936		123,243	95.6	Whites:																											1-M.F.																											2-0.M.																											3-0.M.																											4-0.M.																											5-M.																											6-S.L.M.																											7-1.M.																											8-3-0.																											9-0.																											Total	146		64		47		26		24		24		10		7		38		10		1,061		936		348	.3	Spotted:																											3-0.M.																											4-0.M.																											5-M.																											6-S.L.M.																											7-1.M.																											8-3-0.																											9-0.																											Total	668		946		7		916		61		963		1,790		1,709		58		26		4		4		7,655	5.8	Tinged:																											3-0.M.																											4-0.M.																											5-M.																											6-S.L.M.																											7-1.M.																											Total	40		44		22		22		2		2		2		2		4		26		4		4		105	.1	Gray:																											3-0.M.																											4-0.M.																											5-M.																											6-S.L.M.																											7-1.M.																											Total	38		7		2		2		5		5		2		1		4		4		4		4		61	.1	Below Grade																											All grades	1,099		1,397		60		1,459		190		2,150		8,970		41,247		12,152		1,528		1,065		944		1,131,642	100.0	All grades																											Percent	0.8		1.1		0.4		1.1		0.1		1.7		6.8		31.3		9.2		1.2		0.8		0.7		100.0		Percent	0.8		1.1		0.4		1.1		0.1		1.7		6.8		31.3		9.2		1.2		0.8		0.7		100.0																																																																																																																																								
8-0.M.			109		223		223		314		178		56		33		4		4		1		1		931	.7	9-0.M.			352		97		97		39		7		4		4		4		4		1		1		339	.3	Total	307		339		6		6		1,698		114		7,090		39,420		12,044		1,491		1,061		936		123,243	95.6	Whites:																											1-M.F.																											2-0.M.																											3-0.M.																											4-0.M.																											5-M.																											6-S.L.M.																											7-1.M.																											8-3-0.																											9-0.																											Total	146		64		47		26		24		24		10		7		38		10		1,061		936		348	.3	Spotted:																											3-0.M.																											4-0.M.																											5-M.																											6-S.L.M.																											7-1.M.																											8-3-0.																											9-0.																											Total	668		946		7		916		61		963		1,790		1,709		58		26		4		4		7,655	5.8	Tinged:																											3-0.M.																											4-0.M.																											5-M.																											6-S.L.M.																											7-1.M.																											Total	40		44		22		22		2		2		2		2		4		26		4		4		105	.1	Gray:																											3-0.M.																											4-0.M.																											5-M.																											6-S.L.M.																											7-1.M.																											Total	38		7		2		2		5		5		2		1		4		4		4		4		61	.1	Below Grade																											All grades	1,099		1,397		60		1,459		190		2,150		8,970		41,247		12,152		1,528		1,065		944		1,131,642	100.0	All grades																											Percent	0.8		1.1		0.4		1.1		0.1		1.7		6.8		31.3		9.2		1.2		0.8		0.7		100.0		Percent	0.8		1.1		0.4		1.1		0.1		1.7		6.8		31.3		9.2		1.2		0.8		0.7		100.0																																																																																																																																																																			
9-0.M.			352		97		97		39		7		4		4		4		4		1		1		339	.3	Total	307		339		6		6		1,698		114		7,090		39,420		12,044		1,491		1,061		936		123,243	95.6	Whites:																											1-M.F.																											2-0.M.																											3-0.M.																											4-0.M.																											5-M.																											6-S.L.M.																											7-1.M.																											8-3-0.																											9-0.																											Total	146		64		47		26		24		24		10		7		38		10		1,061		936		348	.3	Spotted:																											3-0.M.																											4-0.M.																											5-M.																											6-S.L.M.																											7-1.M.																											8-3-0.																											9-0.																											Total	668		946		7		916		61		963		1,790		1,709		58		26		4		4		7,655	5.8	Tinged:																											3-0.M.																											4-0.M.																											5-M.																											6-S.L.M.																											7-1.M.																											Total	40		44		22		22		2		2		2		2		4		26		4		4		105	.1	Gray:																											3-0.M.																											4-0.M.																											5-M.																											6-S.L.M.																											7-1.M.																											Total	38		7		2		2		5		5		2		1		4		4		4		4		61	.1	Below Grade																											All grades	1,099		1,397		60		1,459		190		2,150		8,970		41,247		12,152		1,528		1,065		944		1,131,642	100.0	All grades																											Percent	0.8		1.1		0.4		1.1		0.1		1.7		6.8		31.3		9.2		1.2		0.8		0.7		100.0		Percent	0.8		1.1		0.4		1.1		0.1		1.7		6.8		31.3		9.2		1.2		0.8		0.7		100.0																																																																																																																																																																																														
Total	307		339		6		6		1,698		114		7,090		39,420		12,044		1,491		1,061		936		123,243	95.6	Whites:																											1-M.F.																											2-0.M.																											3-0.M.																											4-0.M.																											5-M.																											6-S.L.M.																											7-1.M.																											8-3-0.																											9-0.																											Total	146		64		47		26		24		24		10		7		38		10		1,061		936		348	.3	Spotted:																											3-0.M.																											4-0.M.																											5-M.																											6-S.L.M.																											7-1.M.																											8-3-0.																											9-0.																											Total	668		946		7		916		61		963		1,790		1,709		58		26		4		4		7,655	5.8	Tinged:																											3-0.M.																											4-0.M.																											5-M.																											6-S.L.M.																											7-1.M.																											Total	40		44		22		22		2		2		2		2		4		26		4		4		105	.1	Gray:																											3-0.M.																											4-0.M.																											5-M.																											6-S.L.M.																											7-1.M.																											Total	38		7		2		2		5		5		2		1		4		4		4		4		61	.1	Below Grade																											All grades	1,099		1,397		60		1,459		190		2,150		8,970		41,247		12,152		1,528		1,065		944		1,131,642	100.0	All grades																											Percent	0.8		1.1		0.4		1.1		0.1		1.7		6.8		31.3		9.2		1.2		0.8		0.7		100.0		Percent	0.8		1.1		0.4		1.1		0.1		1.7		6.8		31.3		9.2		1.2		0.8		0.7		100.0																																																																																																																																																																																																																									
Whites:																											1-M.F.																											2-0.M.																											3-0.M.																											4-0.M.																											5-M.																											6-S.L.M.																											7-1.M.																											8-3-0.																											9-0.																											Total	146		64		47		26		24		24		10		7		38		10		1,061		936		348	.3	Spotted:																											3-0.M.																											4-0.M.																											5-M.																											6-S.L.M.																											7-1.M.																											8-3-0.																											9-0.																											Total	668		946		7		916		61		963		1,790		1,709		58		26		4		4		7,655	5.8	Tinged:																											3-0.M.																											4-0.M.																											5-M.																											6-S.L.M.																											7-1.M.																											Total	40		44		22		22		2		2		2		2		4		26		4		4		105	.1	Gray:																											3-0.M.																											4-0.M.																											5-M.																											6-S.L.M.																											7-1.M.																											Total	38		7		2		2		5		5		2		1		4		4		4		4		61	.1	Below Grade																											All grades	1,099		1,397		60		1,459		190		2,150		8,970		41,247		12,152		1,528		1,065		944		1,131,642	100.0	All grades																											Percent	0.8		1.1		0.4		1.1		0.1		1.7		6.8		31.3		9.2		1.2		0.8		0.7		100.0		Percent	0.8		1.1		0.4		1.1		0.1		1.7		6.8		31.3		9.2		1.2		0.8		0.7		100.0																																																																																																																																																																																																																																																				
1-M.F.																											2-0.M.																											3-0.M.																											4-0.M.																											5-M.																											6-S.L.M.																											7-1.M.																											8-3-0.																											9-0.																											Total	146		64		47		26		24		24		10		7		38		10		1,061		936		348	.3	Spotted:																											3-0.M.																											4-0.M.																											5-M.																											6-S.L.M.																											7-1.M.																											8-3-0.																											9-0.																											Total	668		946		7		916		61		963		1,790		1,709		58		26		4		4		7,655	5.8	Tinged:																											3-0.M.																											4-0.M.																											5-M.																											6-S.L.M.																											7-1.M.																											Total	40		44		22		22		2		2		2		2		4		26		4		4		105	.1	Gray:																											3-0.M.																											4-0.M.																											5-M.																											6-S.L.M.																											7-1.M.																											Total	38		7		2		2		5		5		2		1		4		4		4		4		61	.1	Below Grade																											All grades	1,099		1,397		60		1,459		190		2,150		8,970		41,247		12,152		1,528		1,065		944		1,131,642	100.0	All grades																											Percent	0.8		1.1		0.4		1.1		0.1		1.7		6.8		31.3		9.2		1.2		0.8		0.7		100.0		Percent	0.8		1.1		0.4		1.1		0.1		1.7		6.8		31.3		9.2		1.2		0.8		0.7		100.0																																																																																																																																																																																																																																																																															
2-0.M.																											3-0.M.																											4-0.M.																											5-M.																											6-S.L.M.																											7-1.M.																											8-3-0.																											9-0.																											Total	146		64		47		26		24		24		10		7		38		10		1,061		936		348	.3	Spotted:																											3-0.M.																											4-0.M.																											5-M.																											6-S.L.M.																											7-1.M.																											8-3-0.																											9-0.																											Total	668		946		7		916		61		963		1,790		1,709		58		26		4		4		7,655	5.8	Tinged:																											3-0.M.																											4-0.M.																											5-M.																											6-S.L.M.																											7-1.M.																											Total	40		44		22		22		2		2		2		2		4		26		4		4		105	.1	Gray:																											3-0.M.																											4-0.M.																											5-M.																											6-S.L.M.																											7-1.M.																											Total	38		7		2		2		5		5		2		1		4		4		4		4		61	.1	Below Grade																											All grades	1,099		1,397		60		1,459		190		2,150		8,970		41,247		12,152		1,528		1,065		944		1,131,642	100.0	All grades																											Percent	0.8		1.1		0.4		1.1		0.1		1.7		6.8		31.3		9.2		1.2		0.8		0.7		100.0		Percent	0.8		1.1		0.4		1.1		0.1		1.7		6.8		31.3		9.2		1.2		0.8		0.7		100.0																																																																																																																																																																																																																																																																																																										
3-0.M.																											4-0.M.																											5-M.																											6-S.L.M.																											7-1.M.																											8-3-0.																											9-0.																											Total	146		64		47		26		24		24		10		7		38		10		1,061		936		348	.3	Spotted:																											3-0.M.																											4-0.M.																											5-M.																											6-S.L.M.																											7-1.M.																											8-3-0.																											9-0.																											Total	668		946		7		916		61		963		1,790		1,709		58		26		4		4		7,655	5.8	Tinged:																											3-0.M.																											4-0.M.																											5-M.																											6-S.L.M.																											7-1.M.																											Total	40		44		22		22		2		2		2		2		4		26		4		4		105	.1	Gray:																											3-0.M.																											4-0.M.																											5-M.																											6-S.L.M.																											7-1.M.																											Total	38		7		2		2		5		5		2		1		4		4		4		4		61	.1	Below Grade																											All grades	1,099		1,397		60		1,459		190		2,150		8,970		41,247		12,152		1,528		1,065		944		1,131,642	100.0	All grades																											Percent	0.8		1.1		0.4		1.1		0.1		1.7		6.8		31.3		9.2		1.2		0.8		0.7		100.0		Percent	0.8		1.1		0.4		1.1		0.1		1.7		6.8		31.3		9.2		1.2		0.8		0.7		100.0																																																																																																																																																																																																																																																																																																																																					
4-0.M.																											5-M.																											6-S.L.M.																											7-1.M.																											8-3-0.																											9-0.																											Total	146		64		47		26		24		24		10		7		38		10		1,061		936		348	.3	Spotted:																											3-0.M.																											4-0.M.																											5-M.																											6-S.L.M.																											7-1.M.																											8-3-0.																											9-0.																											Total	668		946		7		916		61		963		1,790		1,709		58		26		4		4		7,655	5.8	Tinged:																											3-0.M.																											4-0.M.																											5-M.																											6-S.L.M.																											7-1.M.																											Total	40		44		22		22		2		2		2		2		4		26		4		4		105	.1	Gray:																											3-0.M.																											4-0.M.																											5-M.																											6-S.L.M.																											7-1.M.																											Total	38		7		2		2		5		5		2		1		4		4		4		4		61	.1	Below Grade																											All grades	1,099		1,397		60		1,459		190		2,150		8,970		41,247		12,152		1,528		1,065		944		1,131,642	100.0	All grades																											Percent	0.8		1.1		0.4		1.1		0.1		1.7		6.8		31.3		9.2		1.2		0.8		0.7		100.0		Percent	0.8		1.1		0.4		1.1		0.1		1.7		6.8		31.3		9.2		1.2		0.8		0.7		100.0																																																																																																																																																																																																																																																																																																																																																																
5-M.																											6-S.L.M.																											7-1.M.																											8-3-0.																											9-0.																											Total	146		64		47		26		24		24		10		7		38		10		1,061		936		348	.3	Spotted:																											3-0.M.																											4-0.M.																											5-M.																											6-S.L.M.																											7-1.M.																											8-3-0.																											9-0.																											Total	668		946		7		916		61		963		1,790		1,709		58		26		4		4		7,655	5.8	Tinged:																											3-0.M.																											4-0.M.																											5-M.																											6-S.L.M.																											7-1.M.																											Total	40		44		22		22		2		2		2		2		4		26		4		4		105	.1	Gray:																											3-0.M.																											4-0.M.																											5-M.																											6-S.L.M.																											7-1.M.																											Total	38		7		2		2		5		5		2		1		4		4		4		4		61	.1	Below Grade																											All grades	1,099		1,397		60		1,459		190		2,150		8,970		41,247		12,152		1,528		1,065		944		1,131,642	100.0	All grades																											Percent	0.8		1.1		0.4		1.1		0.1		1.7		6.8		31.3		9.2		1.2		0.8		0.7		100.0		Percent	0.8		1.1		0.4		1.1		0.1		1.7		6.8		31.3		9.2		1.2		0.8		0.7		100.0																																																																																																																																																																																																																																																																																																																																																																																											
6-S.L.M.																											7-1.M.																											8-3-0.																											9-0.																											Total	146		64		47		26		24		24		10		7		38		10		1,061		936		348	.3	Spotted:																											3-0.M.																											4-0.M.																											5-M.																											6-S.L.M.																											7-1.M.																											8-3-0.																											9-0.																											Total	668		946		7		916		61		963		1,790		1,709		58		26		4		4		7,655	5.8	Tinged:																											3-0.M.																											4-0.M.																											5-M.																											6-S.L.M.																											7-1.M.																											Total	40		44		22		22		2		2		2		2		4		26		4		4		105	.1	Gray:																											3-0.M.																											4-0.M.																											5-M.																											6-S.L.M.																											7-1.M.																											Total	38		7		2		2		5		5		2		1		4		4		4		4		61	.1	Below Grade																											All grades	1,099		1,397		60		1,459		190		2,150		8,970		41,247		12,152		1,528		1,065		944		1,131,642	100.0	All grades																											Percent	0.8		1.1		0.4		1.1		0.1		1.7		6.8		31.3		9.2		1.2		0.8		0.7		100.0		Percent	0.8		1.1		0.4		1.1		0.1		1.7		6.8		31.3		9.2		1.2		0.8		0.7		100.0																																																																																																																																																																																																																																																																																																																																																																																																																						
7-1.M.																											8-3-0.																											9-0.																											Total	146		64		47		26		24		24		10		7		38		10		1,061		936		348	.3	Spotted:																											3-0.M.																											4-0.M.																											5-M.																											6-S.L.M.																											7-1.M.																											8-3-0.																											9-0.																											Total	668		946		7		916		61		963		1,790		1,709		58		26		4		4		7,655	5.8	Tinged:																											3-0.M.																											4-0.M.																											5-M.																											6-S.L.M.																											7-1.M.																											Total	40		44		22		22		2		2		2		2		4		26		4		4		105	.1	Gray:																											3-0.M.																											4-0.M.																											5-M.																											6-S.L.M.																											7-1.M.																											Total	38		7		2		2		5		5		2		1		4		4		4		4		61	.1	Below Grade																											All grades	1,099		1,397		60		1,459		190		2,150		8,970		41,247		12,152		1,528		1,065		944		1,131,642	100.0	All grades																											Percent	0.8		1.1		0.4		1.1		0.1		1.7		6.8		31.3		9.2		1.2		0.8		0.7		100.0		Percent	0.8		1.1		0.4		1.1		0.1		1.7		6.8		31.3		9.2		1.2		0.8		0.7		100.0																																																																																																																																																																																																																																																																																																																																																																																																																																																	
8-3-0.																											9-0.																											Total	146		64		47		26		24		24		10		7		38		10		1,061		936		348	.3	Spotted:																											3-0.M.																											4-0.M.																											5-M.																											6-S.L.M.																											7-1.M.																											8-3-0.																											9-0.																											Total	668		946		7		916		61		963		1,790		1,709		58		26		4		4		7,655	5.8	Tinged:																											3-0.M.																											4-0.M.																											5-M.																											6-S.L.M.																											7-1.M.																											Total	40		44		22		22		2		2		2		2		4		26		4		4		105	.1	Gray:																											3-0.M.																											4-0.M.																											5-M.																											6-S.L.M.																											7-1.M.																											Total	38		7		2		2		5		5		2		1		4		4		4		4		61	.1	Below Grade																											All grades	1,099		1,397		60		1,459		190		2,150		8,970		41,247		12,152		1,528		1,065		944		1,131,642	100.0	All grades																											Percent	0.8		1.1		0.4		1.1		0.1		1.7		6.8		31.3		9.2		1.2		0.8		0.7		100.0		Percent	0.8		1.1		0.4		1.1		0.1		1.7		6.8		31.3		9.2		1.2		0.8		0.7		100.0																																																																																																																																																																																																																																																																																																																																																																																																																																																																												
9-0.																											Total	146		64		47		26		24		24		10		7		38		10		1,061		936		348	.3	Spotted:																											3-0.M.																											4-0.M.																											5-M.																											6-S.L.M.																											7-1.M.																											8-3-0.																											9-0.																											Total	668		946		7		916		61		963		1,790		1,709		58		26		4		4		7,655	5.8	Tinged:																											3-0.M.																											4-0.M.																											5-M.																											6-S.L.M.																											7-1.M.																											Total	40		44		22		22		2		2		2		2		4		26		4		4		105	.1	Gray:																											3-0.M.																											4-0.M.																											5-M.																											6-S.L.M.																											7-1.M.																											Total	38		7		2		2		5		5		2		1		4		4		4		4		61	.1	Below Grade																											All grades	1,099		1,397		60		1,459		190		2,150		8,970		41,247		12,152		1,528		1,065		944		1,131,642	100.0	All grades																											Percent	0.8		1.1		0.4		1.1		0.1		1.7		6.8		31.3		9.2		1.2		0.8		0.7		100.0		Percent	0.8		1.1		0.4		1.1		0.1		1.7		6.8		31.3		9.2		1.2		0.8		0.7		100.0																																																																																																																																																																																																																																																																																																																																																																																																																																																																																																							
Total	146		64		47		26		24		24		10		7		38		10		1,061		936		348	.3	Spotted:																											3-0.M.																											4-0.M.																											5-M.																											6-S.L.M.																											7-1.M.																											8-3-0.																											9-0.																											Total	668		946		7		916		61		963		1,790		1,709		58		26		4		4		7,655	5.8	Tinged:																											3-0.M.																											4-0.M.																											5-M.																											6-S.L.M.																											7-1.M.																											Total	40		44		22		22		2		2		2		2		4		26		4		4		105	.1	Gray:																											3-0.M.																											4-0.M.																											5-M.																											6-S.L.M.																											7-1.M.																											Total	38		7		2		2		5		5		2		1		4		4		4		4		61	.1	Below Grade																											All grades	1,099		1,397		60		1,459		190		2,150		8,970		41,247		12,152		1,528		1,065		944		1,131,642	100.0	All grades																											Percent	0.8		1.1		0.4		1.1		0.1		1.7		6.8		31.3		9.2		1.2		0.8		0.7		100.0		Percent	0.8		1.1		0.4		1.1		0.1		1.7		6.8		31.3		9.2		1.2		0.8		0.7		100.0																																																																																																																																																																																																																																																																																																																																																																																																																																																																																																																																		
Spotted:																											3-0.M.																											4-0.M.																											5-M.																											6-S.L.M.																											7-1.M.																											8-3-0.																											9-0.																											Total	668		946		7		916		61		963		1,790		1,709		58		26		4		4		7,655	5.8	Tinged:																											3-0.M.																											4-0.M.																											5-M.																											6-S.L.M.																											7-1.M.																											Total	40		44		22		22		2		2		2		2		4		26		4		4		105	.1	Gray:																											3-0.M.																											4-0.M.																											5-M.																											6-S.L.M.																											7-1.M.																											Total	38		7		2		2		5		5		2		1		4		4		4		4		61	.1	Below Grade																											All grades	1,099		1,397		60		1,459		190		2,150		8,970		41,247		12,152		1,528		1,065		944		1,131,642	100.0	All grades																											Percent	0.8		1.1		0.4		1.1		0.1		1.7		6.8		31.3		9.2		1.2		0.8		0.7		100.0		Percent	0.8		1.1		0.4		1.1		0.1		1.7		6.8		31.3		9.2		1.2		0.8		0.7		100.0																																																																																																																																																																																																																																																																																																																																																																																																																																																																																																																																																													
3-0.M.																											4-0.M.																											5-M.																											6-S.L.M.																											7-1.M.																											8-3-0.																											9-0.																											Total	668		946		7		916		61		963		1,790		1,709		58		26		4		4		7,655	5.8	Tinged:																											3-0.M.																											4-0.M.																											5-M.																											6-S.L.M.																											7-1.M.																											Total	40		44		22		22		2		2		2		2		4		26		4		4		105	.1	Gray:																											3-0.M.																											4-0.M.																											5-M.																											6-S.L.M.																											7-1.M.																											Total	38		7		2		2		5		5		2		1		4		4		4		4		61	.1	Below Grade																											All grades	1,099		1,397		60		1,459		190		2,150		8,970		41,247		12,152		1,528		1,065		944		1,131,642	100.0	All grades																											Percent	0.8		1.1		0.4		1.1		0.1		1.7		6.8		31.3		9.2		1.2		0.8		0.7		100.0		Percent	0.8		1.1		0.4		1.1		0.1		1.7		6.8		31.3		9.2		1.2		0.8		0.7		100.0																																																																																																																																																																																																																																																																																																																																																																																																																																																																																																																																																																																								
4-0.M.																											5-M.																											6-S.L.M.																											7-1.M.																											8-3-0.																											9-0.																											Total	668		946		7		916		61		963		1,790		1,709		58		26		4		4		7,655	5.8	Tinged:																											3-0.M.																											4-0.M.																											5-M.																											6-S.L.M.																											7-1.M.																											Total	40		44		22		22		2		2		2		2		4		26		4		4		105	.1	Gray:																											3-0.M.																											4-0.M.																											5-M.																											6-S.L.M.																											7-1.M.																											Total	38		7		2		2		5		5		2		1		4		4		4		4		61	.1	Below Grade																											All grades	1,099		1,397		60		1,459		190		2,150		8,970		41,247		12,152		1,528		1,065		944		1,131,642	100.0	All grades																											Percent	0.8		1.1		0.4		1.1		0.1		1.7		6.8		31.3		9.2		1.2		0.8		0.7		100.0		Percent	0.8		1.1		0.4		1.1		0.1		1.7		6.8		31.3		9.2		1.2		0.8		0.7		100.0																																																																																																																																																																																																																																																																																																																																																																																																																																																																																																																																																																																																																			
5-M.																											6-S.L.M.																											7-1.M.																											8-3-0.																											9-0.																											Total	668		946		7		916		61		963		1,790		1,709		58		26		4		4		7,655	5.8	Tinged:																											3-0.M.																											4-0.M.																											5-M.																											6-S.L.M.																											7-1.M.																											Total	40		44		22		22		2		2		2		2		4		26		4		4		105	.1	Gray:																											3-0.M.																											4-0.M.																											5-M.																											6-S.L.M.																											7-1.M.																											Total	38		7		2		2		5		5		2		1		4		4		4		4		61	.1	Below Grade																											All grades	1,099		1,397		60		1,459		190		2,150		8,970		41,247		12,152		1,528		1,065		944		1,131,642	100.0	All grades																											Percent	0.8		1.1		0.4		1.1		0.1		1.7		6.8		31.3		9.2		1.2		0.8		0.7		100.0		Percent	0.8		1.1		0.4		1.1		0.1		1.7		6.8		31.3		9.2		1.2		0.8		0.7		100.0																																																																																																																																																																																																																																																																																																																																																																																																																																																																																																																																																																																																																																														
6-S.L.M.																											7-1.M.																											8-3-0.																											9-0.																											Total	668		946		7		916		61		963		1,790		1,709		58		26		4		4		7,655	5.8	Tinged:																											3-0.M.																											4-0.M.																											5-M.																											6-S.L.M.																											7-1.M.																											Total	40		44		22		22		2		2		2		2		4		26		4		4		105	.1	Gray:																											3-0.M.																											4-0.M.																											5-M.																											6-S.L.M.																											7-1.M.																											Total	38		7		2		2		5		5		2		1		4		4		4		4		61	.1	Below Grade																											All grades	1,099		1,397		60		1,459		190		2,150		8,970		41,247		12,152		1,528		1,065		944		1,131,642	100.0	All grades																											Percent	0.8		1.1		0.4		1.1		0.1		1.7		6.8		31.3		9.2		1.2		0.8		0.7		100.0		Percent	0.8		1.1		0.4		1.1		0.1		1.7		6.8		31.3		9.2		1.2		0.8		0.7		100.0																																																																																																																																																																																																																																																																																																																																																																																																																																																																																																																																																																																																																																																																									
7-1.M.																											8-3-0.																											9-0.																											Total	668		946		7		916		61		963		1,790		1,709		58		26		4		4		7,655	5.8	Tinged:																											3-0.M.																											4-0.M.																											5-M.																											6-S.L.M.																											7-1.M.																											Total	40		44		22		22		2		2		2		2		4		26		4		4		105	.1	Gray:																											3-0.M.																											4-0.M.																											5-M.																											6-S.L.M.																											7-1.M.																											Total	38		7		2		2		5		5		2		1		4		4		4		4		61	.1	Below Grade																											All grades	1,099		1,397		60		1,459		190		2,150		8,970		41,247		12,152		1,528		1,065		944		1,131,642	100.0	All grades																											Percent	0.8		1.1		0.4		1.1		0.1		1.7		6.8		31.3		9.2		1.2		0.8		0.7		100.0		Percent	0.8		1.1		0.4		1.1		0.1		1.7		6.8		31.3		9.2		1.2		0.8		0.7		100.0																																																																																																																																																																																																																																																																																																																																																																																																																																																																																																																																																																																																																																																																																																				
8-3-0.																											9-0.																											Total	668		946		7		916		61		963		1,790		1,709		58		26		4		4		7,655	5.8	Tinged:																											3-0.M.																											4-0.M.																											5-M.																											6-S.L.M.																											7-1.M.																											Total	40		44		22		22		2		2		2		2		4		26		4		4		105	.1	Gray:																											3-0.M.																											4-0.M.																											5-M.																											6-S.L.M.																											7-1.M.																											Total	38		7		2		2		5		5		2		1		4		4		4		4		61	.1	Below Grade																											All grades	1,099		1,397		60		1,459		190		2,150		8,970		41,247		12,152		1,528		1,065		944		1,131,642	100.0	All grades																											Percent	0.8		1.1		0.4		1.1		0.1		1.7		6.8		31.3		9.2		1.2		0.8		0.7		100.0		Percent	0.8		1.1		0.4		1.1		0.1		1.7		6.8		31.3		9.2		1.2		0.8		0.7		100.0																																																																																																																																																																																																																																																																																																																																																																																																																																																																																																																																																																																																																																																																																																																															
9-0.																											Total	668		946		7		916		61		963		1,790		1,709		58		26		4		4		7,655	5.8	Tinged:																											3-0.M.																											4-0.M.																											5-M.																											6-S.L.M.																											7-1.M.																											Total	40		44		22		22		2		2		2		2		4		26		4		4		105	.1	Gray:																											3-0.M.																											4-0.M.																											5-M.																											6-S.L.M.																											7-1.M.																											Total	38		7		2		2		5		5		2		1		4		4		4		4		61	.1	Below Grade																											All grades	1,099		1,397		60		1,459		190		2,150		8,970		41,247		12,152		1,528		1,065		944		1,131,642	100.0	All grades																											Percent	0.8		1.1		0.4		1.1		0.1		1.7		6.8		31.3		9.2		1.2		0.8		0.7		100.0		Percent	0.8		1.1		0.4		1.1		0.1		1.7		6.8		31.3		9.2		1.2		0.8		0.7		100.0																																																																																																																																																																																																																																																																																																																																																																																																																																																																																																																																																																																																																																																																																																																																																										
Total	668		946		7		916		61		963		1,790		1,709		58		26		4		4		7,655	5.8	Tinged:																											3-0.M.																											4-0.M.																											5-M.																											6-S.L.M.																											7-1.M.																											Total	40		44		22		22		2		2		2		2		4		26		4		4		105	.1	Gray:																											3-0.M.																											4-0.M.																											5-M.																											6-S.L.M.																											7-1.M.																											Total	38		7		2		2		5		5		2		1		4		4		4		4		61	.1	Below Grade																											All grades	1,099		1,397		60		1,459		190		2,150		8,970		41,247		12,152		1,528		1,065		944		1,131,642	100.0	All grades																											Percent	0.8		1.1		0.4		1.1		0.1		1.7		6.8		31.3		9.2		1.2		0.8		0.7		100.0		Percent	0.8		1.1		0.4		1.1		0.1		1.7		6.8		31.3		9.2		1.2		0.8		0.7		100.0																																																																																																																																																																																																																																																																																																																																																																																																																																																																																																																																																																																																																																																																																																																																																																																					
Tinged:																											3-0.M.																											4-0.M.																											5-M.																											6-S.L.M.																											7-1.M.																											Total	40		44		22		22		2		2		2		2		4		26		4		4		105	.1	Gray:																											3-0.M.																											4-0.M.																											5-M.																											6-S.L.M.																											7-1.M.																											Total	38		7		2		2		5		5		2		1		4		4		4		4		61	.1	Below Grade																											All grades	1,099		1,397		60		1,459		190		2,150		8,970		41,247		12,152		1,528		1,065		944		1,131,642	100.0	All grades																											Percent	0.8		1.1		0.4		1.1		0.1		1.7		6.8		31.3		9.2		1.2		0.8		0.7		100.0		Percent	0.8		1.1		0.4		1.1		0.1		1.7		6.8		31.3		9.2		1.2		0.8		0.7		100.0																																																																																																																																																																																																																																																																																																																																																																																																																																																																																																																																																																																																																																																																																																																																																																																																																
3-0.M.																											4-0.M.																											5-M.																											6-S.L.M.																											7-1.M.																											Total	40		44		22		22		2		2		2		2		4		26		4		4		105	.1	Gray:																											3-0.M.																											4-0.M.																											5-M.																											6-S.L.M.																											7-1.M.																											Total	38		7		2		2		5		5		2		1		4		4		4		4		61	.1	Below Grade																											All grades	1,099		1,397		60		1,459		190		2,150		8,970		41,247		12,152		1,528		1,065		944		1,131,642	100.0	All grades																											Percent	0.8		1.1		0.4		1.1		0.1		1.7		6.8		31.3		9.2		1.2		0.8		0.7		100.0		Percent	0.8		1.1		0.4		1.1		0.1		1.7		6.8		31.3		9.2		1.2		0.8		0.7		100.0																																																																																																																																																																																																																																																																																																																																																																																																																																																																																																																																																																																																																																																																																																																																																																																																																																											
4-0.M.																											5-M.																											6-S.L.M.																											7-1.M.																											Total	40		44		22		22		2		2		2		2		4		26		4		4		105	.1	Gray:																											3-0.M.																											4-0.M.																											5-M.																											6-S.L.M.																											7-1.M.																											Total	38		7		2		2		5		5		2		1		4		4		4		4		61	.1	Below Grade																											All grades	1,099		1,397		60		1,459		190		2,150		8,970		41,247		12,152		1,528		1,065		944		1,131,642	100.0	All grades																											Percent	0.8		1.1		0.4		1.1		0.1		1.7		6.8		31.3		9.2		1.2		0.8		0.7		100.0		Percent	0.8		1.1		0.4		1.1		0.1		1.7		6.8		31.3		9.2		1.2		0.8		0.7		100.0																																																																																																																																																																																																																																																																																																																																																																																																																																																																																																																																																																																																																																																																																																																																																																																																																																																																						
5-M.																											6-S.L.M.																											7-1.M.																											Total	40		44		22		22		2		2		2		2		4		26		4		4		105	.1	Gray:																											3-0.M.																											4-0.M.																											5-M.																											6-S.L.M.																											7-1.M.																											Total	38		7		2		2		5		5		2		1		4		4		4		4		61	.1	Below Grade																											All grades	1,099		1,397		60		1,459		190		2,150		8,970		41,247		12,152		1,528		1,065		944		1,131,642	100.0	All grades																											Percent	0.8		1.1		0.4		1.1		0.1		1.7		6.8		31.3		9.2		1.2		0.8		0.7		100.0		Percent	0.8		1.1		0.4		1.1		0.1		1.7		6.8		31.3		9.2		1.2		0.8		0.7		100.0																																																																																																																																																																																																																																																																																																																																																																																																																																																																																																																																																																																																																																																																																																																																																																																																																																																																																																	
6-S.L.M.																											7-1.M.																											Total	40		44		22		22		2		2		2		2		4		26		4		4		105	.1	Gray:																											3-0.M.																											4-0.M.																											5-M.																											6-S.L.M.																											7-1.M.																											Total	38		7		2		2		5		5		2		1		4		4		4		4		61	.1	Below Grade																											All grades	1,099		1,397		60		1,459		190		2,150		8,970		41,247		12,152		1,528		1,065		944		1,131,642	100.0	All grades																											Percent	0.8		1.1		0.4		1.1		0.1		1.7		6.8		31.3		9.2		1.2		0.8		0.7		100.0		Percent	0.8		1.1		0.4		1.1		0.1		1.7		6.8		31.3		9.2		1.2		0.8		0.7		100.0																																																																																																																																																																																																																																																																																																																																																																																																																																																																																																																																																																																																																																																																																																																																																																																																																																																																																																																												
7-1.M.																											Total	40		44		22		22		2		2		2		2		4		26		4		4		105	.1	Gray:																											3-0.M.																											4-0.M.																											5-M.																											6-S.L.M.																											7-1.M.																											Total	38		7		2		2		5		5		2		1		4		4		4		4		61	.1	Below Grade																											All grades	1,099		1,397		60		1,459		190		2,150		8,970		41,247		12,152		1,528		1,065		944		1,131,642	100.0	All grades																											Percent	0.8		1.1		0.4		1.1		0.1		1.7		6.8		31.3		9.2		1.2		0.8		0.7		100.0		Percent	0.8		1.1		0.4		1.1		0.1		1.7		6.8		31.3		9.2		1.2		0.8		0.7		100.0																																																																																																																																																																																																																																																																																																																																																																																																																																																																																																																																																																																																																																																																																																																																																																																																																																																																																																																																																							
Total	40		44		22		22		2		2		2		2		4		26		4		4		105	.1	Gray:																											3-0.M.																											4-0.M.																											5-M.																											6-S.L.M.																											7-1.M.																											Total	38		7		2		2		5		5		2		1		4		4		4		4		61	.1	Below Grade																											All grades	1,099		1,397		60		1,459		190		2,150		8,970		41,247		12,152		1,528		1,065		944		1,131,642	100.0	All grades																											Percent	0.8		1.1		0.4		1.1		0.1		1.7		6.8		31.3		9.2		1.2		0.8		0.7		100.0		Percent	0.8		1.1		0.4		1.1		0.1		1.7		6.8		31.3		9.2		1.2		0.8		0.7		100.0																																																																																																																																																																																																																																																																																																																																																																																																																																																																																																																																																																																																																																																																																																																																																																																																																																																																																																																																																																																		
Gray:																											3-0.M.																											4-0.M.																											5-M.																											6-S.L.M.																											7-1.M.																											Total	38		7		2		2		5		5		2		1		4		4		4		4		61	.1	Below Grade																											All grades	1,099		1,397		60		1,459		190		2,150		8,970		41,247		12,152		1,528		1,065		944		1,131,642	100.0	All grades																											Percent	0.8		1.1		0.4		1.1		0.1		1.7		6.8		31.3		9.2		1.2		0.8		0.7		100.0		Percent	0.8		1.1		0.4		1.1		0.1		1.7		6.8		31.3		9.2		1.2		0.8		0.7		100.0																																																																																																																																																																																																																																																																																																																																																																																																																																																																																																																																																																																																																																																																																																																																																																																																																																																																																																																																																																																																													
3-0.M.																											4-0.M.																											5-M.																											6-S.L.M.																											7-1.M.																											Total	38		7		2		2		5		5		2		1		4		4		4		4		61	.1	Below Grade																											All grades	1,099		1,397		60		1,459		190		2,150		8,970		41,247		12,152		1,528		1,065		944		1,131,642	100.0	All grades																											Percent	0.8		1.1		0.4		1.1		0.1		1.7		6.8		31.3		9.2		1.2		0.8		0.7		100.0		Percent	0.8		1.1		0.4		1.1		0.1		1.7		6.8		31.3		9.2		1.2		0.8		0.7		100.0																																																																																																																																																																																																																																																																																																																																																																																																																																																																																																																																																																																																																																																																																																																																																																																																																																																																																																																																																																																																																																								
4-0.M.																											5-M.																											6-S.L.M.																											7-1.M.																											Total	38		7		2		2		5		5		2		1		4		4		4		4		61	.1	Below Grade																											All grades	1,099		1,397		60		1,459		190		2,150		8,970		41,247		12,152		1,528		1,065		944		1,131,642	100.0	All grades																											Percent	0.8		1.1		0.4		1.1		0.1		1.7		6.8		31.3		9.2		1.2		0.8		0.7		100.0		Percent	0.8		1.1		0.4		1.1		0.1		1.7		6.8		31.3		9.2		1.2		0.8		0.7		100.0																																																																																																																																																																																																																																																																																																																																																																																																																																																																																																																																																																																																																																																																																																																																																																																																																																																																																																																																																																																																																																																																			
5-M.																											6-S.L.M.																											7-1.M.																											Total	38		7		2		2		5		5		2		1		4		4		4		4		61	.1	Below Grade																											All grades	1,099		1,397		60		1,459		190		2,150		8,970		41,247		12,152		1,528		1,065		944		1,131,642	100.0	All grades																											Percent	0.8		1.1		0.4		1.1		0.1		1.7		6.8		31.3		9.2		1.2		0.8		0.7		100.0		Percent	0.8		1.1		0.4		1.1		0.1		1.7		6.8		31.3		9.2		1.2		0.8		0.7		100.0																																																																																																																																																																																																																																																																																																																																																																																																																																																																																																																																																																																																																																																																																																																																																																																																																																																																																																																																																																																																																																																																																														
6-S.L.M.																											7-1.M.																											Total	38		7		2		2		5		5		2		1		4		4		4		4		61	.1	Below Grade																											All grades	1,099		1,397		60		1,459		190		2,150		8,970		41,247		12,152		1,528		1,065		944		1,131,642	100.0	All grades																											Percent	0.8		1.1		0.4		1.1		0.1		1.7		6.8		31.3		9.2		1.2		0.8		0.7		100.0		Percent	0.8		1.1		0.4		1.1		0.1		1.7		6.8		31.3		9.2		1.2		0.8		0.7		100.0																																																																																																																																																																																																																																																																																																																																																																																																																																																																																																																																																																																																																																																																																																																																																																																																																																																																																																																																																																																																																																																																																																																									
7-1.M.																											Total	38		7		2		2		5		5		2		1		4		4		4		4		61	.1	Below Grade																											All grades	1,099		1,397		60		1,459		190		2,150		8,970		41,247		12,152		1,528		1,065		944		1,131,642	100.0	All grades																											Percent	0.8		1.1		0.4		1.1		0.1		1.7		6.8		31.3		9.2		1.2		0.8		0.7		100.0		Percent	0.8		1.1		0.4		1.1		0.1		1.7		6.8		31.3		9.2		1.2		0.8		0.7		100.0																																																																																																																																																																																																																																																																																																																																																																																																																																																																																																																																																																																																																																																																																																																																																																																																																																																																																																																																																																																																																																																																																																																																																				
Total	38		7		2		2		5		5		2		1		4		4		4		4		61	.1	Below Grade																											All grades	1,099		1,397		60		1,459		190		2,150		8,970		41,247		12,152		1,528		1,065		944		1,131,642	100.0	All grades																											Percent	0.8		1.1		0.4		1.1		0.1		1.7		6.8		31.3		9.2		1.2		0.8		0.7		100.0		Percent	0.8		1.1		0.4		1.1		0.1		1.7		6.8		31.3		9.2		1.2		0.8		0.7		100.0																																																																																																																																																																																																																																																																																																																																																																																																																																																																																																																																																																																																																																																																																																																																																																																																																																																																																																																																																																																																																																																																																																																																																																															
Below Grade																											All grades	1,099		1,397		60		1,459		190		2,150		8,970		41,247		12,152		1,528		1,065		944		1,131,642	100.0	All grades																											Percent	0.8		1.1		0.4		1.1		0.1		1.7		6.8		31.3		9.2		1.2		0.8		0.7		100.0		Percent	0.8		1.1		0.4		1.1		0.1		1.7		6.8		31.3		9.2		1.2		0.8		0.7		100.0																																																																																																																																																																																																																																																																																																																																																																																																																																																																																																																																																																																																																																																																																																																																																																																																																																																																																																																																																																																																																																																																																																																																																																																																										
All grades	1,099		1,397		60		1,459		190		2,150		8,970		41,247		12,152		1,528		1,065		944		1,131,642	100.0	All grades																											Percent	0.8		1.1		0.4		1.1		0.1		1.7		6.8		31.3		9.2		1.2		0.8		0.7		100.0		Percent	0.8		1.1		0.4		1.1		0.1		1.7		6.8		31.3		9.2		1.2		0.8		0.7		100.0																																																																																																																																																																																																																																																																																																																																																																																																																																																																																																																																																																																																																																																																																																																																																																																																																																																																																																																																																																																																																																																																																																																																																																																																																																					
All grades																											Percent	0.8		1.1		0.4		1.1		0.1		1.7		6.8		31.3		9.2		1.2		0.8		0.7		100.0		Percent	0.8		1.1		0.4		1.1		0.1		1.7		6.8		31.3		9.2		1.2		0.8		0.7		100.0																																																																																																																																																																																																																																																																																																																																																																																																																																																																																																																																																																																																																																																																																																																																																																																																																																																																																																																																																																																																																																																																																																																																																																																																																																																																
Percent	0.8		1.1		0.4		1.1		0.1		1.7		6.8		31.3		9.2		1.2		0.8		0.7		100.0		Percent	0.8		1.1		0.4		1.1		0.1		1.7		6.8		31.3		9.2		1.2		0.8		0.7		100.0																																																																																																																																																																																																																																																																																																																																																																																																																																																																																																																																																																																																																																																																																																																																																																																																																																																																																																																																																																																																																																																																																																																																																																																																																																																																																											
Percent	0.8		1.1		0.4		1.1		0.1		1.7		6.8		31.3		9.2		1.2		0.8		0.7		100.0																																																																																																																																																																																																																																																																																																																																																																																																																																																																																																																																																																																																																																																																																																																																																																																																																																																																																																																																																																																																																																																																																																																																																																																																																																																																																																																						

1/ As reported by the Bureau of the Census, running bales, linters excluded.
 * Less than 0.05 percent.

Percentage rough preparation 2.0
 Grade index 98.3
 Average staple length 34.5

Table 23. -- Grade and staple length of upland cotton ginned in North Carolina, 1946-47

Grade	13/16 inch and shorter		7/8		29/32		15/16		31/32		1		1-1/32		1-1/16		1-1/8		1-5/32		1-3/16		1-7/32		1-1/4		All lengths			
	Bales	Percent	Bales	Percent	Bales	Percent	Bales	Percent	Bales	Percent	Bales	Percent	Bales	Percent	Bales	Percent	Bales	Percent	Bales	Percent	Bales	Percent	Bales	Percent	Bales	Percent	Bales	Percent		
White:																														
3-0.M.	-	-	-	-	30	-	50	-	70	-	250	-	1,850	-	2,150	-	1,040	-	320	-	650	-	440	-	10	-	6,860	1.5		
4-0.M.	-	-	-	-	310	-	480	-	6,850	-	31,200	-	131,200	-	22,640	-	7,970	-	2,150	-	1,640	-	640	-	160	-	75,520	17.1		
5-M.	-	-	130	-	250	-	2,290	-	4,900	-	37,210	-	100,279	-	15,740	-	3,910	-	3,910	-	1,190	-	230	-	200	-	213,289	48.1		
6-S.L.M.	-	-	120	-	20	-	1,060	-	20,600	-	24,140	-	34,890	-	12,340	-	2,680	-	640	-	170	-	280	-	40	-	76,890	17.3		
7-L.M.	-	-	-	-	20	-	110	-	240	-	2,310	-	1,500	-	640	-	190	-	70	-	-	-	-	-	-	-	5,010	1.1		
8-S.O.	-	-	-	-	20	-	30	-	10	-	100	-	10	-	30	-	20	-	-	-	-	-	-	-	-	-	200	0.05		
9-O.O.	-	-	-	-	-	-	-	-	-	-	-	-	-	-	-	-	-	-	-	-	-	-	-	-	-	-	-	-		
Total	160		440		610		4,020		10,410		67,300		169,769		85,930		27,600		7,090		3,650		2,000		440		290		377,709	85.1
Spotted:																														
3-0.M.	-	-	10	-	-	-	10	-	60	-	70	-	60	-	60	-	1,660	-	320	-	200	-	70	-	10	-	190	0.05		
4-0.M.	-	-	280	-	380	-	640	-	2,060	-	4,740	-	14,740	-	3,690	-	1,660	-	320	-	200	-	200	-	10	-	16,170	3.7		
5-M.	-	-	50	-	310	-	1,140	-	2,590	-	8,220	-	15,210	-	6,570	-	2,520	-	620	-	210	-	120	-	30	-	39,800	9.0		
6-S.L.M.	-	-	20	-	60	-	190	-	310	-	1,990	-	2,400	-	1,000	-	200	-	70	-	30	-	-	-	-	-	5,870	1.3		
7-L.M.	-	-	20	-	-	-	30	-	60	-	500	-	120	-	50	-	30	-	-	-	-	-	-	-	-	-	610	0.1		
Total	110		520		750		2,010		4,210		13,030		22,540		13,350		4,410		1,010		440		190		40		30		62,640	14.1
Tinged:																														
3-0.M.	-	-	-	-	-	-	-	-	-	-	-	-	-	-	-	-	-	-	-	-	-	-	-	-	-	-	-	-	-	
4-0.M.	-	-	10	-	-	-	20	-	20	-	20	-	20	-	20	-	20	-	20	-	20	-	20	-	20	-	20	0.05		
5-M.	-	-	-	-	-	-	50	-	100	-	90	-	90	-	90	-	10	-	10	-	10	-	10	-	10	-	50	0.05		
6-S.L.M.	-	-	-	-	-	-	-	-	-	-	-	-	-	-	-	-	-	-	-	-	-	-	-	-	-	-	-	-		
7-L.M.	-	-	-	-	-	-	-	-	-	-	-	-	-	-	-	-	-	-	-	-	-	-	-	-	-	-	-	-		
Total	10		10		50		50		120		90		90		140		20		20		20		20		20		20		480	0.1
Gray:																														
3-0.M.	-	-	-	-	-	-	-	-	-	-	-	-	-	-	-	-	-	-	-	-	-	-	-	-	-	-	-	-	-	
4-0.M.	-	-	-	-	-	-	-	-	-	-	-	-	-	-	-	-	-	-	-	-	-	-	-	-	-	-	-	-	-	
5-M.	-	-	-	-	-	-	30	-	140	-	690	-	1,290	-	720	-	160	-	50	-	50	-	20	-	20	-	3,100	0.7		
6-S.L.M.	-	-	-	-	-	-	-	-	-	-	-	-	-	-	-	-	-	-	-	-	-	-	-	-	-	-	-	-	-	
7-L.M.	-	-	-	-	-	-	30	-	150	-	690	-	1,290	-	790	-	160	-	60	-	60	-	20	-	20	-	3,130	0.7		
Total	-		-		-		30		150		690		1,290		790		160		60		60		20		20		3,130	0.7		
Below Grade	10		10		-		40		10		10		-		-		-		-		-		-		-	-	-	-	80	0.02
All grades	280		980		1,360		6,150		14,950		81,150		193,699		98,150		32,170		8,180		4,090		2,210		480		320		444,099	100.0
Percent	Percent	Percent	Percent	Percent	Percent	Percent	Percent	Percent	Percent	Percent	Percent	Percent	Percent	Percent	Percent	Percent	Percent	Percent	Percent	Percent	Percent	Percent	Percent	Percent	Percent	Percent	Percent	Percent	Percent	Percent
All grades	0.1		0.2		0.3		1.4		3.3		18.3		43.7		22.1		7.2		1.8		0.9		0.5		0.1		0.1		100.0	100.0

1/2 as reported by the Bureau of the Census, running bales, linters excluded.
 * Less than 0.05 percent.

Percentage rough preparation . . . 11.2
 Grade index 95.2
 Average staple length 33.2

Table 24. — Grade and staple length of upland cotton ginned in Oklahoma, 1946-47

Grade	5/8 inch and shorter		7/8 inch		29/32 inch		15/16 inch		31/32 inch		1 inch		1-1/32 inches		1-1/16 inches		1-1/8 inches		1-3/32 inches		1-1/4 inches		1-1/2 inches and longer		All lengths			
	Bales	Percent	Bales	Percent	Bales	Percent	Bales	Percent	Bales	Percent	Bales	Percent	Bales	Percent	Bales	Percent	Bales	Percent	Bales	Percent	Bales	Percent	Bales	Percent		Bales	Percent	
White:																												
1-M.F.	-	-	-	-	-	-	-	-	-	-	-	-	-	-	-	-	-	-	-	-	-	-	-	-	-	-	-	
2-G.M.	-	-	-	-	-	-	-	-	-	-	-	-	-	-	-	-	-	-	-	-	-	-	-	-	-	-	-	
3-G.M.	-	-	-	-	-	-	-	-	-	-	-	-	-	-	-	-	-	-	-	-	-	-	-	-	-	-	-	
4-S.M.	-	-	-	-	-	-	-	-	-	-	-	-	-	-	-	-	-	-	-	-	-	-	-	-	-	-	-	
5-M.	-	-	-	-	-	-	-	-	-	-	-	-	-	-	-	-	-	-	-	-	-	-	-	-	-	-	-	
6-S.L.M.	10	1,890	30	5,680	10	1,890	10	2,070	10	1,280	10	1,190	40	2,500	500	1,460	30	2,200	40	2,200	220	2,200	220	2,200	31,510	12.3		
7-L.M.	10	3,120	30	9,480	10	1,890	10	2,070	10	1,280	10	1,190	40	2,500	500	1,460	30	2,200	40	2,200	220	2,200	220	2,200	39,910	15.6		
8-S.O.	-	-	-	-	-	-	-	-	-	-	-	-	-	-	-	-	-	-	-	-	-	-	-	-	-	-	-	
9-G.O.	-	-	-	-	-	-	-	-	-	-	-	-	-	-	-	-	-	-	-	-	-	-	-	-	-	-	-	
Total	50	11,600	50	27,180	10	16,330	10	62,014	22	2,260	18	4,430	3,670	1,090	70	-	-	-	-	-	-	-	-	-	-	152,664	59.3	
Spotted:																												
3-G.M.	-	-	-	-	-	-	-	-	-	-	-	-	-	-	-	-	-	-	-	-	-	-	-	-	-	-	-	
4-S.M.	-	-	-	-	-	-	-	-	-	-	-	-	-	-	-	-	-	-	-	-	-	-	-	-	-	-	-	
5-M.	40	6,830	40	14,870	50	1,550	120	4,290	170	1,740	60	1,740	220	380	220	430	20	180	20	180	90	90	20	20	20	20	20	20
6-S.L.M.	10	3,860	10	3,860	50	3,720	9,060	2,110	2,110	1,460	170	1,460	320	320	320	320	320	320	320	320	320	320	320	320	320	320	320	320
7-L.M.	-	-	-	-	-	-	-	-	-	-	-	-	-	-	-	-	-	-	-	-	-	-	-	-	-	-	-	
Total	50	19,670	50	28,860	11	640	28,470	7,668	5,490	1,130	490	20	-	-	-	-	-	-	-	-	-	-	-	-	-	108,718	40.4	
Tinged:																												
3-G.M.	-	-	-	-	-	-	-	-	-	-	-	-	-	-	-	-	-	-	-	-	-	-	-	-	-	-	-	
4-S.M.	-	-	-	-	-	-	-	-	-	-	-	-	-	-	-	-	-	-	-	-	-	-	-	-	-	-	-	
5-M.	10	1,890	30	5,680	10	1,890	10	2,070	10	1,280	10	1,190	40	2,500	500	1,460	30	2,200	40	2,200	220	2,200	220	2,200	31,510	12.3		
6-S.L.M.	10	3,120	30	9,480	10	1,890	10	2,070	10	1,280	10	1,190	40	2,500	500	1,460	30	2,200	40	2,200	220	2,200	220	2,200	39,910	15.6		
7-L.M.	-	-	-	-	-	-	-	-	-	-	-	-	-	-	-	-	-	-	-	-	-	-	-	-	-	-	-	
Total	170	150	10	70	10	10	10	10	10	10	10	10	10	10	10	10	10	10	10	10	10	10	10	10	10	410	2	
Below Grade																												
10	30	60	10	40	10	40	10	40	10	40	10	40	10	40	10	40	10	40	10	40	10	40	10	40	10	40	10	40
All grades	160	31,670	56,220	27,990	80,594	29,925	23,950	4,800	1,660	90	-	-	-	-	-	-	-	-	-	-	-	-	-	-	-	1/256,989	100.0	
All grades	0.1	12.3	21.9	10.9	31.4	11.6	9.3	1.9	0.6	-	-	-	-	-	-	-	-	-	-	-	-	-	-	-	-	100.0		

1/2 as reported by the Bureau of the Census, running bales, lintere excluded.
 * Less than 0.06 percent.
 Percentage rough preparation 0.7
 Grade index 90.3
 Average staple length 29.3

Table 25.-- Grade and staple length of upland cotton ginned in South Carolina, 1945-47

Grade	13/16 inch and shorter		7/8 inch		29/32 inch		15/16 inch		1 inch		1-1/32 inch		1-1/16 inch		1-1/8 inch		1-3/16 inch		1-1/4 inch		All lengths	
	Bales	Percent	Bales	Percent	Bales	Percent	Bales	Percent	Bales	Percent	Bales	Percent	Bales	Percent	Bales	Percent	Bales	Percent	Bales	Percent	Bales	Percent
1-M.F.	-	-	-	-	-	-	-	-	-	-	-	-	-	-	-	-	-	-	-	-	-	-
2-S.G.M.	-	-	-	-	-	-	-	-	-	-	-	-	-	-	-	-	-	-	-	-	-	-
3-G.M.	-	-	-	-	-	-	-	-	-	-	-	-	-	-	-	-	-	-	-	-	-	-
4-S.M.	-	-	-	-	20	480	1,500	1,500	1,500	1,500	1,500	1,500	1,500	1,500	1,500	1,500	1,500	1,500	1,500	1,500	1,500	1,500
5-M.	-	-	40	170	800	24,940	100,769	72,210	9,080	2,430	790	440	1,040	2,820	700	288,000	41.9	288,000	41.9	288,000	41.9	288,000
6-S.L.M.	-	-	10	1,170	4,820	80,460	144,880	77,800	5,490	1,300	680	700	1,040	2,820	700	288,000	41.9	288,000	41.9	288,000	41.9	288,000
7-L.M.	-	-	80	1,680	4,870	26,980	33,700	9,540	650	100	130	130	130	130	130	130	130	130	130	130	130	130
8-S.G.O.	-	-	60	230	440	1,760	1,000	160	40	-	-	-	-	-	-	-	-	-	-	-	-	-
9-O.O.	-	-	10	40	20	80	40	40	-	-	-	-	-	-	-	-	-	-	-	-	-	-
Total	90	220	3,240	10,770	104,240	291,689	161,500	14,740	3,990	1,000	1,260	1,620	3,800	609,189	86.6	609,189	86.6	609,189	86.6	609,189	86.6	609,189
Spotted:																						
3-O.M.	-	-	-	-	10	10	10	10	10	10	10	10	10	10	10	10	10	10	10	10	10	10
4-S.M.	-	-	10	690	1,020	6,010	15,660	7,430	20	20	20	20	20	20	20	20	20	20	20	20	20	20
5-M.	-	-	220	2,150	4,160	16,620	25,190	10,400	590	90	70	30	50	40	40	40	40	40	40	40	40	40
6-S.L.M.	-	-	10	120	670	1,110	1,540	540	10	-	-	-	-	-	-	-	-	-	-	-	-	-
7-L.M.	-	-	20	10	60	60	30	10	-	-	-	-	-	-	-	-	-	-	-	-	-	-
Total	40	390	3,420	6,360	26,960	42,450	18,400	1,060	180	160	230	260	290	100,060	14.6	100,060	14.6	100,060	14.6	100,060	14.6	100,060
Tinged:																						
3-O.M.	-	-	-	-	-	-	-	-	-	-	-	-	-	-	-	-	-	-	-	-	-	-
4-S.M.	-	-	-	-	10	20	40	-	-	-	-	-	-	-	-	-	-	-	-	-	-	-
5-M.	-	-	30	30	20	60	30	-	-	-	-	-	-	-	-	-	-	-	-	-	-	-
6-S.L.M.	-	-	10	10	10	-	-	-	-	-	-	-	-	-	-	-	-	-	-	-	-	-
7-L.M.	-	-	-	-	-	-	-	-	-	-	-	-	-	-	-	-	-	-	-	-	-	-
Total	-	-	40	40	70	70	-	-	-	-	-	-	-	-	-	-	-	-	-	-	-	-
Gray:																						
3-O.M.	-	-	-	-	-	-	-	-	-	-	-	-	-	-	-	-	-	-	-	-	-	-
4-S.M.	-	-	-	-	100	140	10	-	-	-	-	-	-	-	-	-	-	-	-	-	-	-
5-M.	-	-	-	-	100	140	10	-	-	-	-	-	-	-	-	-	-	-	-	-	-	-
Total	-	-	-	-	100	140	10	-	-	-	-	-	-	-	-	-	-	-	-	-	-	-
Below Grade																						
130	610	6,780	17,260	131,310	524,869	179,910	15,800	4,170	1,780	1,490	2,080	4,060	689,749	100.0	689,749	100.0	689,749	100.0	689,749	100.0	689,749	100.0
Percent	Percent	Percent	Percent	Percent	Percent	Percent	Percent	Percent	Percent	Percent	Percent	Percent	Percent	Percent	Percent	Percent	Percent	Percent	Percent	Percent	Percent	Percent
0.1	2.6	1.0	19.0	46.0	26.1	2.3	0.6	0.3	0.2	0.3	0.3	1.6	100.0	100.0	100.0	100.0	100.0	100.0	100.0	100.0	100.0	100.0

Percentage rough preparation...12.5
 Grade index...94.9
 Average staple length...33.1

1/ As reported by the Bureau of the Census, running bales, linters excluded.

* Less than 0.06 percent.

Table 26.-- Grade and staple length of upland cotton ginned in Tennessee, 1916-17

Grade	13/16 inch: and shorter		7/8		29/32		15/16		31/32		1		1-1/32		1-1/16		1-1/8		1-5/32		1-3/16		1-7/32		1-1/4		All lengths																																																																																																																																																																																																																																																																																																																																																																																																																																																																																																																																																																																																																																																																																																																																																																																																				
	Bales	Percent	Bales	Percent	Bales	Percent	Bales	Percent	Bales	Percent	Bales	Percent	Bales	Percent	Bales	Percent	Bales	Percent	Bales	Percent	Bales	Percent	Bales	Percent	Bales	Percent	Bales	Percent																																																																																																																																																																																																																																																																																																																																																																																																																																																																																																																																																																																																																																																																																																																																																																																																			
Whites:																														1-M.F.	-	-	-	-	-	-	-	-	-	-	-	-	-	-	-	-	-	-	-	-	-	-	-	-	-	-	-	-	-	2-S.O.M.	-	-	-	-	-	-	-	-	-	-	-	-	-	-	-	-	-	-	-	-	-	-	-	-	-	-	-	-	-	3-O.M.	-	-	-	-	-	-	-	-	-	-	-	-	-	-	-	-	-	-	-	-	-	-	-	-	-	-	-	-	-	4-S.M.	-	-	-	-	-	-	-	-	-	-	-	-	-	-	-	-	-	-	-	-	-	-	-	-	-	-	-	-	-	5-M.	190	2,550	260	2,710	260	2,710	460	7,500	610	8,130	1,900	29,000	3,680	69,403	4,450	77,507	500	3,700	40	2,900	10	70	10	10	10	10	10	10	10	6-S.L.M.	80	1,000	1,550	4,660	1,550	4,660	1,550	4,660	4,550	18,980	29,740	59,160	61,450	18,980	6,350	18,980	2,600	2,600	290	290	110	110	100	100	200	200	200	200	200	7-L.M.	-	-	130	260	260	260	1,200	1,200	480	480	5,800	9,450	9,450	1,080	1,080	1,080	180	180	50	50	-	-	-	-	-	-	-	-	-	8-S.O.O.	-	-	1,300	290	290	290	10,190	750	750	750	11,820	4,870	4,870	120	120	120	120	120	120	120	120	120	120	120	120	120	120	120	120	120	9-O.O.	-	-	2,330	540	540	540	15,380	460	460	460	6,120	90	90	90	90	90	90	90	90	90	90	90	90	90	90	90	90	90	90	90	Total.	290	7,590	5,570	39,730	11,980	11,980	81,590	140,953	150,557	50,413	6,890	770	150	180	180	180	180	180	180	180	180	180	180	180	180	180	180	180	180	180	Spotted:																															3-O.M.	-	-	-	-	-	-	-	-	-	-	-	-	-	-	-	-	-	-	-	-	-	-	-	-	-	-	-	-	-	-	4-S.M.	-	-	-	-	-	-	-	-	-	-	-	-	-	-	-	-	-	-	-	-	-	-	-	-	-	-	-	-	-	-	5-M.	20	30	30	70	70	70	150	150	150	150	610	610	690	690	690	690	690	690	690	690	690	690	690	690	690	690	690	690	690	690	6-S.L.M.	-	-	-	-	-	-	-	-	-	-	-	-	-	-	-	-	-	-	-	-	-	-	-	-	-	-	-	-	-	-	-	7-L.M.	-	-	390	640	640	640	1,160	1,160	1,160	1,160	230	230	70	70	70	70	70	70	70	70	70	70	70	70	70	70	70	70	70	70	Total.	20	560	100	1,710	290	290	2,580	1,760	890	210	10	10	10	10	10	10	10	10	10	10	10	10	10	10	10	10	10	10	10	10	Gray:																															3-O.M.	-	-	-	-	-	-	-	-	-	-	-	-	-	-	-	-	-	-	-	-	-	-	-	-	-	-	-	-	-	-	4-S.M.	-	-	-	-	-	-	-	-	-	-	-	-	-	-	-	-	-	-	-	-	-	-	-	-	-	-	-	-	-	-	5-M.	-	-	-	-	-	-	-	-	-	-	-	-	-	-	-	-	-	-	-	-	-	-	-	-	-	-	-	-	-	-	Total.	-	-	-	-	-	-	-	-	-	-	-	-	-	-	-	-	-	-	-	-	-	-	-	-	-	-	-	-	-	-	-	Below Grade	30	50	-	790	-	-	170	20	-	-	-	-	-	-	-	-	-	-	-	-	-	-	-	-	-	-	-	-	-	-	All grades	340	6,200	5,670	42,240	15,350	15,350	84,170	143,003	151,507	50,683	6,900	770	150	180	180	180	180	180	180	180	180	180	180	180	180	180	180	180	180	180	All grades	0.1	1.6	1.1	8.3	3.0	3.0	16.5	28.0	29.7	9.9	1.4	0.2	*	*	*	*	*	*	*	*	*	*	*	*	*	*	*	*	*	*
1-M.F.	-	-	-	-	-	-	-	-	-	-	-	-	-	-	-	-	-	-	-	-	-	-	-	-	-	-	-	-	-	2-S.O.M.	-	-	-	-	-	-	-	-	-	-	-	-	-	-	-	-	-	-	-	-	-	-	-	-	-	-	-	-	-	3-O.M.	-	-	-	-	-	-	-	-	-	-	-	-	-	-	-	-	-	-	-	-	-	-	-	-	-	-	-	-	-	4-S.M.	-	-	-	-	-	-	-	-	-	-	-	-	-	-	-	-	-	-	-	-	-	-	-	-	-	-	-	-	-	5-M.	190	2,550	260	2,710	260	2,710	460	7,500	610	8,130	1,900	29,000	3,680	69,403	4,450	77,507	500	3,700	40	2,900	10	70	10	10	10	10	10	10	10	6-S.L.M.	80	1,000	1,550	4,660	1,550	4,660	1,550	4,660	4,550	18,980	29,740	59,160	61,450	18,980	6,350	18,980	2,600	2,600	290	290	110	110	100	100	200	200	200	200	200	7-L.M.	-	-	130	260	260	260	1,200	1,200	480	480	5,800	9,450	9,450	1,080	1,080	1,080	180	180	50	50	-	-	-	-	-	-	-	-	-	8-S.O.O.	-	-	1,300	290	290	290	10,190	750	750	750	11,820	4,870	4,870	120	120	120	120	120	120	120	120	120	120	120	120	120	120	120	120	120	9-O.O.	-	-	2,330	540	540	540	15,380	460	460	460	6,120	90	90	90	90	90	90	90	90	90	90	90	90	90	90	90	90	90	90	90	Total.	290	7,590	5,570	39,730	11,980	11,980	81,590	140,953	150,557	50,413	6,890	770	150	180	180	180	180	180	180	180	180	180	180	180	180	180	180	180	180	180	Spotted:																															3-O.M.	-	-	-	-	-	-	-	-	-	-	-	-	-	-	-	-	-	-	-	-	-	-	-	-	-	-	-	-	-	-	4-S.M.	-	-	-	-	-	-	-	-	-	-	-	-	-	-	-	-	-	-	-	-	-	-	-	-	-	-	-	-	-	-	5-M.	20	30	30	70	70	70	150	150	150	150	610	610	690	690	690	690	690	690	690	690	690	690	690	690	690	690	690	690	690	690	6-S.L.M.	-	-	-	-	-	-	-	-	-	-	-	-	-	-	-	-	-	-	-	-	-	-	-	-	-	-	-	-	-	-	-	7-L.M.	-	-	390	640	640	640	1,160	1,160	1,160	1,160	230	230	70	70	70	70	70	70	70	70	70	70	70	70	70	70	70	70	70	70	Total.	20	560	100	1,710	290	290	2,580	1,760	890	210	10	10	10	10	10	10	10	10	10	10	10	10	10	10	10	10	10	10	10	10	Gray:																															3-O.M.	-	-	-	-	-	-	-	-	-	-	-	-	-	-	-	-	-	-	-	-	-	-	-	-	-	-	-	-	-	-	4-S.M.	-	-	-	-	-	-	-	-	-	-	-	-	-	-	-	-	-	-	-	-	-	-	-	-	-	-	-	-	-	-	5-M.	-	-	-	-	-	-	-	-	-	-	-	-	-	-	-	-	-	-	-	-	-	-	-	-	-	-	-	-	-	-	Total.	-	-	-	-	-	-	-	-	-	-	-	-	-	-	-	-	-	-	-	-	-	-	-	-	-	-	-	-	-	-	-	Below Grade	30	50	-	790	-	-	170	20	-	-	-	-	-	-	-	-	-	-	-	-	-	-	-	-	-	-	-	-	-	-	All grades	340	6,200	5,670	42,240	15,350	15,350	84,170	143,003	151,507	50,683	6,900	770	150	180	180	180	180	180	180	180	180	180	180	180	180	180	180	180	180	180	All grades	0.1	1.6	1.1	8.3	3.0	3.0	16.5	28.0	29.7	9.9	1.4	0.2	*	*	*	*	*	*	*	*	*	*	*	*	*	*	*	*	*	*																														
2-S.O.M.	-	-	-	-	-	-	-	-	-	-	-	-	-	-	-	-	-	-	-	-	-	-	-	-	-	-	-	-	-	3-O.M.	-	-	-	-	-	-	-	-	-	-	-	-	-	-	-	-	-	-	-	-	-	-	-	-	-	-	-	-	-	4-S.M.	-	-	-	-	-	-	-	-	-	-	-	-	-	-	-	-	-	-	-	-	-	-	-	-	-	-	-	-	-	5-M.	190	2,550	260	2,710	260	2,710	460	7,500	610	8,130	1,900	29,000	3,680	69,403	4,450	77,507	500	3,700	40	2,900	10	70	10	10	10	10	10	10	10	6-S.L.M.	80	1,000	1,550	4,660	1,550	4,660	1,550	4,660	4,550	18,980	29,740	59,160	61,450	18,980	6,350	18,980	2,600	2,600	290	290	110	110	100	100	200	200	200	200	200	7-L.M.	-	-	130	260	260	260	1,200	1,200	480	480	5,800	9,450	9,450	1,080	1,080	1,080	180	180	50	50	-	-	-	-	-	-	-	-	-	8-S.O.O.	-	-	1,300	290	290	290	10,190	750	750	750	11,820	4,870	4,870	120	120	120	120	120	120	120	120	120	120	120	120	120	120	120	120	120	9-O.O.	-	-	2,330	540	540	540	15,380	460	460	460	6,120	90	90	90	90	90	90	90	90	90	90	90	90	90	90	90	90	90	90	90	Total.	290	7,590	5,570	39,730	11,980	11,980	81,590	140,953	150,557	50,413	6,890	770	150	180	180	180	180	180	180	180	180	180	180	180	180	180	180	180	180	180	Spotted:																															3-O.M.	-	-	-	-	-	-	-	-	-	-	-	-	-	-	-	-	-	-	-	-	-	-	-	-	-	-	-	-	-	-	4-S.M.	-	-	-	-	-	-	-	-	-	-	-	-	-	-	-	-	-	-	-	-	-	-	-	-	-	-	-	-	-	-	5-M.	20	30	30	70	70	70	150	150	150	150	610	610	690	690	690	690	690	690	690	690	690	690	690	690	690	690	690	690	690	690	6-S.L.M.	-	-	-	-	-	-	-	-	-	-	-	-	-	-	-	-	-	-	-	-	-	-	-	-	-	-	-	-	-	-	-	7-L.M.	-	-	390	640	640	640	1,160	1,160	1,160	1,160	230	230	70	70	70	70	70	70	70	70	70	70	70	70	70	70	70	70	70	70	Total.	20	560	100	1,710	290	290	2,580	1,760	890	210	10	10	10	10	10	10	10	10	10	10	10	10	10	10	10	10	10	10	10	10	Gray:																															3-O.M.	-	-	-	-	-	-	-	-	-	-	-	-	-	-	-	-	-	-	-	-	-	-	-	-	-	-	-	-	-	-	4-S.M.	-	-	-	-	-	-	-	-	-	-	-	-	-	-	-	-	-	-	-	-	-	-	-	-	-	-	-	-	-	-	5-M.	-	-	-	-	-	-	-	-	-	-	-	-	-	-	-	-	-	-	-	-	-	-	-	-	-	-	-	-	-	-	Total.	-	-	-	-	-	-	-	-	-	-	-	-	-	-	-	-	-	-	-	-	-	-	-	-	-	-	-	-	-	-	-	Below Grade	30	50	-	790	-	-	170	20	-	-	-	-	-	-	-	-	-	-	-	-	-	-	-	-	-	-	-	-	-	-	All grades	340	6,200	5,670	42,240	15,350	15,350	84,170	143,003	151,507	50,683	6,900	770	150	180	180	180	180	180	180	180	180	180	180	180	180	180	180	180	180	180	All grades	0.1	1.6	1.1	8.3	3.0	3.0	16.5	28.0	29.7	9.9	1.4	0.2	*	*	*	*	*	*	*	*	*	*	*	*	*	*	*	*	*	*																																																												
3-O.M.	-	-	-	-	-	-	-	-	-	-	-	-	-	-	-	-	-	-	-	-	-	-	-	-	-	-	-	-	-	4-S.M.	-	-	-	-	-	-	-	-	-	-	-	-	-	-	-	-	-	-	-	-	-	-	-	-	-	-	-	-	-	5-M.	190	2,550	260	2,710	260	2,710	460	7,500	610	8,130	1,900	29,000	3,680	69,403	4,450	77,507	500	3,700	40	2,900	10	70	10	10	10	10	10	10	10	6-S.L.M.	80	1,000	1,550	4,660	1,550	4,660	1,550	4,660	4,550	18,980	29,740	59,160	61,450	18,980	6,350	18,980	2,600	2,600	290	290	110	110	100	100	200	200	200	200	200	7-L.M.	-	-	130	260	260	260	1,200	1,200	480	480	5,800	9,450	9,450	1,080	1,080	1,080	180	180	50	50	-	-	-	-	-	-	-	-	-	8-S.O.O.	-	-	1,300	290	290	290	10,190	750	750	750	11,820	4,870	4,870	120	120	120	120	120	120	120	120	120	120	120	120	120	120	120	120	120	9-O.O.	-	-	2,330	540	540	540	15,380	460	460	460	6,120	90	90	90	90	90	90	90	90	90	90	90	90	90	90	90	90	90	90	90	Total.	290	7,590	5,570	39,730	11,980	11,980	81,590	140,953	150,557	50,413	6,890	770	150	180	180	180	180	180	180	180	180	180	180	180	180	180	180	180	180	180	Spotted:																															3-O.M.	-	-	-	-	-	-	-	-	-	-	-	-	-	-	-	-	-	-	-	-	-	-	-	-	-	-	-	-	-	-	4-S.M.	-	-	-	-	-	-	-	-	-	-	-	-	-	-	-	-	-	-	-	-	-	-	-	-	-	-	-	-	-	-	5-M.	20	30	30	70	70	70	150	150	150	150	610	610	690	690	690	690	690	690	690	690	690	690	690	690	690	690	690	690	690	690	6-S.L.M.	-	-	-	-	-	-	-	-	-	-	-	-	-	-	-	-	-	-	-	-	-	-	-	-	-	-	-	-	-	-	-	7-L.M.	-	-	390	640	640	640	1,160	1,160	1,160	1,160	230	230	70	70	70	70	70	70	70	70	70	70	70	70	70	70	70	70	70	70	Total.	20	560	100	1,710	290	290	2,580	1,760	890	210	10	10	10	10	10	10	10	10	10	10	10	10	10	10	10	10	10	10	10	10	Gray:																															3-O.M.	-	-	-	-	-	-	-	-	-	-	-	-	-	-	-	-	-	-	-	-	-	-	-	-	-	-	-	-	-	-	4-S.M.	-	-	-	-	-	-	-	-	-	-	-	-	-	-	-	-	-	-	-	-	-	-	-	-	-	-	-	-	-	-	5-M.	-	-	-	-	-	-	-	-	-	-	-	-	-	-	-	-	-	-	-	-	-	-	-	-	-	-	-	-	-	-	Total.	-	-	-	-	-	-	-	-	-	-	-	-	-	-	-	-	-	-	-	-	-	-	-	-	-	-	-	-	-	-	-	Below Grade	30	50	-	790	-	-	170	20	-	-	-	-	-	-	-	-	-	-	-	-	-	-	-	-	-	-	-	-	-	-	All grades	340	6,200	5,670	42,240	15,350	15,350	84,170	143,003	151,507	50,683	6,900	770	150	180	180	180	180	180	180	180	180	180	180	180	180	180	180	180	180	180	All grades	0.1	1.6	1.1	8.3	3.0	3.0	16.5	28.0	29.7	9.9	1.4	0.2	*	*	*	*	*	*	*	*	*	*	*	*	*	*	*	*	*	*																																																																																										
4-S.M.	-	-	-	-	-	-	-	-	-	-	-	-	-	-	-	-	-	-	-	-	-	-	-	-	-	-	-	-	-	5-M.	190	2,550	260	2,710	260	2,710	460	7,500	610	8,130	1,900	29,000	3,680	69,403	4,450	77,507	500	3,700	40	2,900	10	70	10	10	10	10	10	10	10	6-S.L.M.	80	1,000	1,550	4,660	1,550	4,660	1,550	4,660	4,550	18,980	29,740	59,160	61,450	18,980	6,350	18,980	2,600	2,600	290	290	110	110	100	100	200	200	200	200	200	7-L.M.	-	-	130	260	260	260	1,200	1,200	480	480	5,800	9,450	9,450	1,080	1,080	1,080	180	180	50	50	-	-	-	-	-	-	-	-	-	8-S.O.O.	-	-	1,300	290	290	290	10,190	750	750	750	11,820	4,870	4,870	120	120	120	120	120	120	120	120	120	120	120	120	120	120	120	120	120	9-O.O.	-	-	2,330	540	540	540	15,380	460	460	460	6,120	90	90	90	90	90	90	90	90	90	90	90	90	90	90	90	90	90	90	90	Total.	290	7,590	5,570	39,730	11,980	11,980	81,590	140,953	150,557	50,413	6,890	770	150	180	180	180	180	180	180	180	180	180	180	180	180	180	180	180	180	180	Spotted:																															3-O.M.	-	-	-	-	-	-	-	-	-	-	-	-	-	-	-	-	-	-	-	-	-	-	-	-	-	-	-	-	-	-	4-S.M.	-	-	-	-	-	-	-	-	-	-	-	-	-	-	-	-	-	-	-	-	-	-	-	-	-	-	-	-	-	-	5-M.	20	30	30	70	70	70	150	150	150	150	610	610	690	690	690	690	690	690	690	690	690	690	690	690	690	690	690	690	690	690	6-S.L.M.	-	-	-	-	-	-	-	-	-	-	-	-	-	-	-	-	-	-	-	-	-	-	-	-	-	-	-	-	-	-	-	7-L.M.	-	-	390	640	640	640	1,160	1,160	1,160	1,160	230	230	70	70	70	70	70	70	70	70	70	70	70	70	70	70	70	70	70	70	Total.	20	560	100	1,710	290	290	2,580	1,760	890	210	10	10	10	10	10	10	10	10	10	10	10	10	10	10	10	10	10	10	10	10	Gray:																															3-O.M.	-	-	-	-	-	-	-	-	-	-	-	-	-	-	-	-	-	-	-	-	-	-	-	-	-	-	-	-	-	-	4-S.M.	-	-	-	-	-	-	-	-	-	-	-	-	-	-	-	-	-	-	-	-	-	-	-	-	-	-	-	-	-	-	5-M.	-	-	-	-	-	-	-	-	-	-	-	-	-	-	-	-	-	-	-	-	-	-	-	-	-	-	-	-	-	-	Total.	-	-	-	-	-	-	-	-	-	-	-	-	-	-	-	-	-	-	-	-	-	-	-	-	-	-	-	-	-	-	-	Below Grade	30	50	-	790	-	-	170	20	-	-	-	-	-	-	-	-	-	-	-	-	-	-	-	-	-	-	-	-	-	-	All grades	340	6,200	5,670	42,240	15,350	15,350	84,170	143,003	151,507	50,683	6,900	770	150	180	180	180	180	180	180	180	180	180	180	180	180	180	180	180	180	180	All grades	0.1	1.6	1.1	8.3	3.0	3.0	16.5	28.0	29.7	9.9	1.4	0.2	*	*	*	*	*	*	*	*	*	*	*	*	*	*	*	*	*	*																																																																																																																								
5-M.	190	2,550	260	2,710	260	2,710	460	7,500	610	8,130	1,900	29,000	3,680	69,403	4,450	77,507	500	3,700	40	2,900	10	70	10	10	10	10	10	10	10	6-S.L.M.	80	1,000	1,550	4,660	1,550	4,660	1,550	4,660	4,550	18,980	29,740	59,160	61,450	18,980	6,350	18,980	2,600	2,600	290	290	110	110	100	100	200	200	200	200	200	7-L.M.	-	-	130	260	260	260	1,200	1,200	480	480	5,800	9,450	9,450	1,080	1,080	1,080	180	180	50	50	-	-	-	-	-	-	-	-	-	8-S.O.O.	-	-	1,300	290	290	290	10,190	750	750	750	11,820	4,870	4,870	120	120	120	120	120	120	120	120	120	120	120	120	120	120	120	120	120	9-O.O.	-	-	2,330	540	540	540	15,380	460	460	460	6,120	90	90	90	90	90	90	90	90	90	90	90	90	90	90	90	90	90	90	90	Total.	290	7,590	5,570	39,730	11,980	11,980	81,590	140,953	150,557	50,413	6,890	770	150	180	180	180	180	180	180	180	180	180	180	180	180	180	180	180	180	180	Spotted:																															3-O.M.	-	-	-	-	-	-	-	-	-	-	-	-	-	-	-	-	-	-	-	-	-	-	-	-	-	-	-	-	-	-	4-S.M.	-	-	-	-	-	-	-	-	-	-	-	-	-	-	-	-	-	-	-	-	-	-	-	-	-	-	-	-	-	-	5-M.	20	30	30	70	70	70	150	150	150	150	610	610	690	690	690	690	690	690	690	690	690	690	690	690	690	690	690	690	690	690	6-S.L.M.	-	-	-	-	-	-	-	-	-	-	-	-	-	-	-	-	-	-	-	-	-	-	-	-	-	-	-	-	-	-	-	7-L.M.	-	-	390	640	640	640	1,160	1,160	1,160	1,160	230	230	70	70	70	70	70	70	70	70	70	70	70	70	70	70	70	70	70	70	Total.	20	560	100	1,710	290	290	2,580	1,760	890	210	10	10	10	10	10	10	10	10	10	10	10	10	10	10	10	10	10	10	10	10	Gray:																															3-O.M.	-	-	-	-	-	-	-	-	-	-	-	-	-	-	-	-	-	-	-	-	-	-	-	-	-	-	-	-	-	-	4-S.M.	-	-	-	-	-	-	-	-	-	-	-	-	-	-	-	-	-	-	-	-	-	-	-	-	-	-	-	-	-	-	5-M.	-	-	-	-	-	-	-	-	-	-	-	-	-	-	-	-	-	-	-	-	-	-	-	-	-	-	-	-	-	-	Total.	-	-	-	-	-	-	-	-	-	-	-	-	-	-	-	-	-	-	-	-	-	-	-	-	-	-	-	-	-	-	-	Below Grade	30	50	-	790	-	-	170	20	-	-	-	-	-	-	-	-	-	-	-	-	-	-	-	-	-	-	-	-	-	-	All grades	340	6,200	5,670	42,240	15,350	15,350	84,170	143,003	151,507	50,683	6,900	770	150	180	180	180	180	180	180	180	180	180	180	180	180	180	180	180	180	180	All grades	0.1	1.6	1.1	8.3	3.0	3.0	16.5	28.0	29.7	9.9	1.4	0.2	*	*	*	*	*	*	*	*	*	*	*	*	*	*	*	*	*	*																																																																																																																																																						
6-S.L.M.	80	1,000	1,550	4,660	1,550	4,660	1,550	4,660	4,550	18,980	29,740	59,160	61,450	18,980	6,350	18,980	2,600	2,600	290	290	110	110	100	100	200	200	200	200	200	7-L.M.	-	-	130	260	260	260	1,200	1,200	480	480	5,800	9,450	9,450	1,080	1,080	1,080	180	180	50	50	-	-	-	-	-	-	-	-	-	8-S.O.O.	-	-	1,300	290	290	290	10,190	750	750	750	11,820	4,870	4,870	120	120	120	120	120	120	120	120	120	120	120	120	120	120	120	120	120	9-O.O.	-	-	2,330	540	540	540	15,380	460	460	460	6,120	90	90	90	90	90	90	90	90	90	90	90	90	90	90	90	90	90	90	90	Total.	290	7,590	5,570	39,730	11,980	11,980	81,590	140,953	150,557	50,413	6,890	770	150	180	180	180	180	180	180	180	180	180	180	180	180	180	180	180	180	180	Spotted:																															3-O.M.	-	-	-	-	-	-	-	-	-	-	-	-	-	-	-	-	-	-	-	-	-	-	-	-	-	-	-	-	-	-	4-S.M.	-	-	-	-	-	-	-	-	-	-	-	-	-	-	-	-	-	-	-	-	-	-	-	-	-	-	-	-	-	-	5-M.	20	30	30	70	70	70	150	150	150	150	610	610	690	690	690	690	690	690	690	690	690	690	690	690	690	690	690	690	690	690	6-S.L.M.	-	-	-	-	-	-	-	-	-	-	-	-	-	-	-	-	-	-	-	-	-	-	-	-	-	-	-	-	-	-	-	7-L.M.	-	-	390	640	640	640	1,160	1,160	1,160	1,160	230	230	70	70	70	70	70	70	70	70	70	70	70	70	70	70	70	70	70	70	Total.	20	560	100	1,710	290	290	2,580	1,760	890	210	10	10	10	10	10	10	10	10	10	10	10	10	10	10	10	10	10	10	10	10	Gray:																															3-O.M.	-	-	-	-	-	-	-	-	-	-	-	-	-	-	-	-	-	-	-	-	-	-	-	-	-	-	-	-	-	-	4-S.M.	-	-	-	-	-	-	-	-	-	-	-	-	-	-	-	-	-	-	-	-	-	-	-	-	-	-	-	-	-	-	5-M.	-	-	-	-	-	-	-	-	-	-	-	-	-	-	-	-	-	-	-	-	-	-	-	-	-	-	-	-	-	-	Total.	-	-	-	-	-	-	-	-	-	-	-	-	-	-	-	-	-	-	-	-	-	-	-	-	-	-	-	-	-	-	-	Below Grade	30	50	-	790	-	-	170	20	-	-	-	-	-	-	-	-	-	-	-	-	-	-	-	-	-	-	-	-	-	-	All grades	340	6,200	5,670	42,240	15,350	15,350	84,170	143,003	151,507	50,683	6,900	770	150	180	180	180	180	180	180	180	180	180	180	180	180	180	180	180	180	180	All grades	0.1	1.6	1.1	8.3	3.0	3.0	16.5	28.0	29.7	9.9	1.4	0.2	*	*	*	*	*	*	*	*	*	*	*	*	*	*	*	*	*	*																																																																																																																																																																																				
7-L.M.	-	-	130	260	260	260	1,200	1,200	480	480	5,800	9,450	9,450	1,080	1,080	1,080	180	180	50	50	-	-	-	-	-	-	-	-	-	8-S.O.O.	-	-	1,300	290	290	290	10,190	750	750	750	11,820	4,870	4,870	120	120	120	120	120	120	120	120	120	120	120	120	120	120	120	120	120	9-O.O.	-	-	2,330	540	540	540	15,380	460	460	460	6,120	90	90	90	90	90	90	90	90	90	90	90	90	90	90	90	90	90	90	90	Total.	290	7,590	5,570	39,730	11,980	11,980	81,590	140,953	150,557	50,413	6,890	770	150	180	180	180	180	180	180	180	180	180	180	180	180	180	180	180	180	180	Spotted:																															3-O.M.	-	-	-	-	-	-	-	-	-	-	-	-	-	-	-	-	-	-	-	-	-	-	-	-	-	-	-	-	-	-	4-S.M.	-	-	-	-	-	-	-	-	-	-	-	-	-	-	-	-	-	-	-	-	-	-	-	-	-	-	-	-	-	-	5-M.	20	30	30	70	70	70	150	150	150	150	610	610	690	690	690	690	690	690	690	690	690	690	690	690	690	690	690	690	690	690	6-S.L.M.	-	-	-	-	-	-	-	-	-	-	-	-	-	-	-	-	-	-	-	-	-	-	-	-	-	-	-	-	-	-	-	7-L.M.	-	-	390	640	640	640	1,160	1,160	1,160	1,160	230	230	70	70	70	70	70	70	70	70	70	70	70	70	70	70	70	70	70	70	Total.	20	560	100	1,710	290	290	2,580	1,760	890	210	10	10	10	10	10	10	10	10	10	10	10	10	10	10	10	10	10	10	10	10	Gray:																															3-O.M.	-	-	-	-	-	-	-	-	-	-	-	-	-	-	-	-	-	-	-	-	-	-	-	-	-	-	-	-	-	-	4-S.M.	-	-	-	-	-	-	-	-	-	-	-	-	-	-	-	-	-	-	-	-	-	-	-	-	-	-	-	-	-	-	5-M.	-	-	-	-	-	-	-	-	-	-	-	-	-	-	-	-	-	-	-	-	-	-	-	-	-	-	-	-	-	-	Total.	-	-	-	-	-	-	-	-	-	-	-	-	-	-	-	-	-	-	-	-	-	-	-	-	-	-	-	-	-	-	-	Below Grade	30	50	-	790	-	-	170	20	-	-	-	-	-	-	-	-	-	-	-	-	-	-	-	-	-	-	-	-	-	-	All grades	340	6,200	5,670	42,240	15,350	15,350	84,170	143,003	151,507	50,683	6,900	770	150	180	180	180	180	180	180	180	180	180	180	180	180	180	180	180	180	180	All grades	0.1	1.6	1.1	8.3	3.0	3.0	16.5	28.0	29.7	9.9	1.4	0.2	*	*	*	*	*	*	*	*	*	*	*	*	*	*	*	*	*	*																																																																																																																																																																																																																		
8-S.O.O.	-	-	1,300	290	290	290	10,190	750	750	750	11,820	4,870	4,870	120	120	120	120	120	120	120	120	120	120	120	120	120	120	120	120	120	9-O.O.	-	-	2,330	540	540	540	15,380	460	460	460	6,120	90	90	90	90	90	90	90	90	90	90	90	90	90	90	90	90	90	90	90	Total.	290	7,590	5,570	39,730	11,980	11,980	81,590	140,953	150,557	50,413	6,890	770	150	180	180	180	180	180	180	180	180	180	180	180	180	180	180	180	180	180	Spotted:																															3-O.M.	-	-	-	-	-	-	-	-	-	-	-	-	-	-	-	-	-	-	-	-	-	-	-	-	-	-	-	-	-	-	4-S.M.	-	-	-	-	-	-	-	-	-	-	-	-	-	-	-	-	-	-	-	-	-	-	-	-	-	-	-	-	-	-	5-M.	20	30	30	70	70	70	150	150	150	150	610	610	690	690	690	690	690	690	690	690	690	690	690	690	690	690	690	690	690	690	6-S.L.M.	-	-	-	-	-	-	-	-	-	-	-	-	-	-	-	-	-	-	-	-	-	-	-	-	-	-	-	-	-	-	-	7-L.M.	-	-	390	640	640	640	1,160	1,160	1,160	1,160	230	230	70	70	70	70	70	70	70	70	70	70	70	70	70	70	70	70	70	70	Total.	20	560	100	1,710	290	290	2,580	1,760	890	210	10	10	10	10	10	10	10	10	10	10	10	10	10	10	10	10	10	10	10	10	Gray:																															3-O.M.	-	-	-	-	-	-	-	-	-	-	-	-	-	-	-	-	-	-	-	-	-	-	-	-	-	-	-	-	-	-	4-S.M.	-	-	-	-	-	-	-	-	-	-	-	-	-	-	-	-	-	-	-	-	-	-	-	-	-	-	-	-	-	-	5-M.	-	-	-	-	-	-	-	-	-	-	-	-	-	-	-	-	-	-	-	-	-	-	-	-	-	-	-	-	-	-	Total.	-	-	-	-	-	-	-	-	-	-	-	-	-	-	-	-	-	-	-	-	-	-	-	-	-	-	-	-	-	-	-	Below Grade	30	50	-	790	-	-	170	20	-	-	-	-	-	-	-	-	-	-	-	-	-	-	-	-	-	-	-	-	-	-	All grades	340	6,200	5,670	42,240	15,350	15,350	84,170	143,003	151,507	50,683	6,900	770	150	180	180	180	180	180	180	180	180	180	180	180	180	180	180	180	180	180	All grades	0.1	1.6	1.1	8.3	3.0	3.0	16.5	28.0	29.7	9.9	1.4	0.2	*	*	*	*	*	*	*	*	*	*	*	*	*	*	*	*	*	*																																																																																																																																																																																																																																																
9-O.O.	-	-	2,330	540	540	540	15,380	460	460	460	6,120	90	90	90	90	90	90	90	90	90	90	90	90	90	90	90	90	90	90	90	Total.	290	7,590	5,570	39,730	11,980	11,980	81,590	140,953	150,557	50,413	6,890	770	150	180	180	180	180	180	180	180	180	180	180	180	180	180	180	180	180	180	Spotted:																															3-O.M.	-	-	-	-	-	-	-	-	-	-	-	-	-	-	-	-	-	-	-	-	-	-	-	-	-	-	-	-	-	-	4-S.M.	-	-	-	-	-	-	-	-	-	-	-	-	-	-	-	-	-	-	-	-	-	-	-	-	-	-	-	-	-	-	5-M.	20	30	30	70	70	70	150	150	150	150	610	610	690	690	690	690	690	690	690	690	690	690	690	690	690	690	690	690	690	690	6-S.L.M.	-	-	-	-	-	-	-	-	-	-	-	-	-	-	-	-	-	-	-	-	-	-	-	-	-	-	-	-	-	-	-	7-L.M.	-	-	390	640	640	640	1,160	1,160	1,160	1,160	230	230	70	70	70	70	70	70	70	70	70	70	70	70	70	70	70	70	70	70	Total.	20	560	100	1,710	290	290	2,580	1,760	890	210	10	10	10	10	10	10	10	10	10	10	10	10	10	10	10	10	10	10	10	10	Gray:																															3-O.M.	-	-	-	-	-	-	-	-	-	-	-	-	-	-	-	-	-	-	-	-	-	-	-	-	-	-	-	-	-	-	4-S.M.	-	-	-	-	-	-	-	-	-	-	-	-	-	-	-	-	-	-	-	-	-	-	-	-	-	-	-	-	-	-	5-M.	-	-	-	-	-	-	-	-	-	-	-	-	-	-	-	-	-	-	-	-	-	-	-	-	-	-	-	-	-	-	Total.	-	-	-	-	-	-	-	-	-	-	-	-	-	-	-	-	-	-	-	-	-	-	-	-	-	-	-	-	-	-	-	Below Grade	30	50	-	790	-	-	170	20	-	-	-	-	-	-	-	-	-	-	-	-	-	-	-	-	-	-	-	-	-	-	All grades	340	6,200	5,670	42,240	15,350	15,350	84,170	143,003	151,507	50,683	6,900	770	150	180	180	180	180	180	180	180	180	180	180	180	180	180	180	180	180	180	All grades	0.1	1.6	1.1	8.3	3.0	3.0	16.5	28.0	29.7	9.9	1.4	0.2	*	*	*	*	*	*	*	*	*	*	*	*	*	*	*	*	*	*																																																																																																																																																																																																																																																																															
Total.	290	7,590	5,570	39,730	11,980	11,980	81,590	140,953	150,557	50,413	6,890	770	150	180	180	180	180	180	180	180	180	180	180	180	180	180	180	180	180	180	Spotted:																															3-O.M.	-	-	-	-	-	-	-	-	-	-	-	-	-	-	-	-	-	-	-	-	-	-	-	-	-	-	-	-	-	-	4-S.M.	-	-	-	-	-	-	-	-	-	-	-	-	-	-	-	-	-	-	-	-	-	-	-	-	-	-	-	-	-	-	5-M.	20	30	30	70	70	70	150	150	150	150	610	610	690	690	690	690	690	690	690	690	690	690	690	690	690	690	690	690	690	690	6-S.L.M.	-	-	-	-	-	-	-	-	-	-	-	-	-	-	-	-	-	-	-	-	-	-	-	-	-	-	-	-	-	-	-	7-L.M.	-	-	390	640	640	640	1,160	1,160	1,160	1,160	230	230	70	70	70	70	70	70	70	70	70	70	70	70	70	70	70	70	70	70	Total.	20	560	100	1,710	290	290	2,580	1,760	890	210	10	10	10	10	10	10	10	10	10	10	10	10	10	10	10	10	10	10	10	10	Gray:																															3-O.M.	-	-	-	-	-	-	-	-	-	-	-	-	-	-	-	-	-	-	-	-	-	-	-	-	-	-	-	-	-	-	4-S.M.	-	-	-	-	-	-	-	-	-	-	-	-	-	-	-	-	-	-	-	-	-	-	-	-	-	-	-	-	-	-	5-M.	-	-	-	-	-	-	-	-	-	-	-	-	-	-	-	-	-	-	-	-	-	-	-	-	-	-	-	-	-	-	Total.	-	-	-	-	-	-	-	-	-	-	-	-	-	-	-	-	-	-	-	-	-	-	-	-	-	-	-	-	-	-	-	Below Grade	30	50	-	790	-	-	170	20	-	-	-	-	-	-	-	-	-	-	-	-	-	-	-	-	-	-	-	-	-	-	All grades	340	6,200	5,670	42,240	15,350	15,350	84,170	143,003	151,507	50,683	6,900	770	150	180	180	180	180	180	180	180	180	180	180	180	180	180	180	180	180	180	All grades	0.1	1.6	1.1	8.3	3.0	3.0	16.5	28.0	29.7	9.9	1.4	0.2	*	*	*	*	*	*	*	*	*	*	*	*	*	*	*	*	*	*																																																																																																																																																																																																																																																																																																														
Spotted:																															3-O.M.	-	-	-	-	-	-	-	-	-	-	-	-	-	-	-	-	-	-	-	-	-	-	-	-	-	-	-	-	-	-	4-S.M.	-	-	-	-	-	-	-	-	-	-	-	-	-	-	-	-	-	-	-	-	-	-	-	-	-	-	-	-	-	-	5-M.	20	30	30	70	70	70	150	150	150	150	610	610	690	690	690	690	690	690	690	690	690	690	690	690	690	690	690	690	690	690	6-S.L.M.	-	-	-	-	-	-	-	-	-	-	-	-	-	-	-	-	-	-	-	-	-	-	-	-	-	-	-	-	-	-	-	7-L.M.	-	-	390	640	640	640	1,160	1,160	1,160	1,160	230	230	70	70	70	70	70	70	70	70	70	70	70	70	70	70	70	70	70	70	Total.	20	560	100	1,710	290	290	2,580	1,760	890	210	10	10	10	10	10	10	10	10	10	10	10	10	10	10	10	10	10	10	10	10	Gray:																															3-O.M.	-	-	-	-	-	-	-	-	-	-	-	-	-	-	-	-	-	-	-	-	-	-	-	-	-	-	-	-	-	-	4-S.M.	-	-	-	-	-	-	-	-	-	-	-	-	-	-	-	-	-	-	-	-	-	-	-	-	-	-	-	-	-	-	5-M.	-	-	-	-	-	-	-	-	-	-	-	-	-	-	-	-	-	-	-	-	-	-	-	-	-	-	-	-	-	-	Total.	-	-	-	-	-	-	-	-	-	-	-	-	-	-	-	-	-	-	-	-	-	-	-	-	-	-	-	-	-	-	-	Below Grade	30	50	-	790	-	-	170	20	-	-	-	-	-	-	-	-	-	-	-	-	-	-	-	-	-	-	-	-	-	-	All grades	340	6,200	5,670	42,240	15,350	15,350	84,170	143,003	151,507	50,683	6,900	770	150	180	180	180	180	180	180	180	180	180	180	180	180	180	180	180	180	180	All grades	0.1	1.6	1.1	8.3	3.0	3.0	16.5	28.0	29.7	9.9	1.4	0.2	*	*	*	*	*	*	*	*	*	*	*	*	*	*	*	*	*	*																																																																																																																																																																																																																																																																																																																																													
3-O.M.	-	-	-	-	-	-	-	-	-	-	-	-	-	-	-	-	-	-	-	-	-	-	-	-	-	-	-	-	-	-	4-S.M.	-	-	-	-	-	-	-	-	-	-	-	-	-	-	-	-	-	-	-	-	-	-	-	-	-	-	-	-	-	-	5-M.	20	30	30	70	70	70	150	150	150	150	610	610	690	690	690	690	690	690	690	690	690	690	690	690	690	690	690	690	690	690	6-S.L.M.	-	-	-	-	-	-	-	-	-	-	-	-	-	-	-	-	-	-	-	-	-	-	-	-	-	-	-	-	-	-	-	7-L.M.	-	-	390	640	640	640	1,160	1,160	1,160	1,160	230	230	70	70	70	70	70	70	70	70	70	70	70	70	70	70	70	70	70	70	Total.	20	560	100	1,710	290	290	2,580	1,760	890	210	10	10	10	10	10	10	10	10	10	10	10	10	10	10	10	10	10	10	10	10	Gray:																															3-O.M.	-	-	-	-	-	-	-	-	-	-	-	-	-	-	-	-	-	-	-	-	-	-	-	-	-	-	-	-	-	-	4-S.M.	-	-	-	-	-	-	-	-	-	-	-	-	-	-	-	-	-	-	-	-	-	-	-	-	-	-	-	-	-	-	5-M.	-	-	-	-	-	-	-	-	-	-	-	-	-	-	-	-	-	-	-	-	-	-	-	-	-	-	-	-	-	-	Total.	-	-	-	-	-	-	-	-	-	-	-	-	-	-	-	-	-	-	-	-	-	-	-	-	-	-	-	-	-	-	-	Below Grade	30	50	-	790	-	-	170	20	-	-	-	-	-	-	-	-	-	-	-	-	-	-	-	-	-	-	-	-	-	-	All grades	340	6,200	5,670	42,240	15,350	15,350	84,170	143,003	151,507	50,683	6,900	770	150	180	180	180	180	180	180	180	180	180	180	180	180	180	180	180	180	180	All grades	0.1	1.6	1.1	8.3	3.0	3.0	16.5	28.0	29.7	9.9	1.4	0.2	*	*	*	*	*	*	*	*	*	*	*	*	*	*	*	*	*	*																																																																																																																																																																																																																																																																																																																																																																												
4-S.M.	-	-	-	-	-	-	-	-	-	-	-	-	-	-	-	-	-	-	-	-	-	-	-	-	-	-	-	-	-	-	5-M.	20	30	30	70	70	70	150	150	150	150	610	610	690	690	690	690	690	690	690	690	690	690	690	690	690	690	690	690	690	690	6-S.L.M.	-	-	-	-	-	-	-	-	-	-	-	-	-	-	-	-	-	-	-	-	-	-	-	-	-	-	-	-	-	-	-	7-L.M.	-	-	390	640	640	640	1,160	1,160	1,160	1,160	230	230	70	70	70	70	70	70	70	70	70	70	70	70	70	70	70	70	70	70	Total.	20	560	100	1,710	290	290	2,580	1,760	890	210	10	10	10	10	10	10	10	10	10	10	10	10	10	10	10	10	10	10	10	10	Gray:																															3-O.M.	-	-	-	-	-	-	-	-	-	-	-	-	-	-	-	-	-	-	-	-	-	-	-	-	-	-	-	-	-	-	4-S.M.	-	-	-	-	-	-	-	-	-	-	-	-	-	-	-	-	-	-	-	-	-	-	-	-	-	-	-	-	-	-	5-M.	-	-	-	-	-	-	-	-	-	-	-	-	-	-	-	-	-	-	-	-	-	-	-	-	-	-	-	-	-	-	Total.	-	-	-	-	-	-	-	-	-	-	-	-	-	-	-	-	-	-	-	-	-	-	-	-	-	-	-	-	-	-	-	Below Grade	30	50	-	790	-	-	170	20	-	-	-	-	-	-	-	-	-	-	-	-	-	-	-	-	-	-	-	-	-	-	All grades	340	6,200	5,670	42,240	15,350	15,350	84,170	143,003	151,507	50,683	6,900	770	150	180	180	180	180	180	180	180	180	180	180	180	180	180	180	180	180	180	All grades	0.1	1.6	1.1	8.3	3.0	3.0	16.5	28.0	29.7	9.9	1.4	0.2	*	*	*	*	*	*	*	*	*	*	*	*	*	*	*	*	*	*																																																																																																																																																																																																																																																																																																																																																																																																											
5-M.	20	30	30	70	70	70	150	150	150	150	610	610	690	690	690	690	690	690	690	690	690	690	690	690	690	690	690	690	690	690	6-S.L.M.	-	-	-	-	-	-	-	-	-	-	-	-	-	-	-	-	-	-	-	-	-	-	-	-	-	-	-	-	-	-	-	7-L.M.	-	-	390	640	640	640	1,160	1,160	1,160	1,160	230	230	70	70	70	70	70	70	70	70	70	70	70	70	70	70	70	70	70	70	Total.	20	560	100	1,710	290	290	2,580	1,760	890	210	10	10	10	10	10	10	10	10	10	10	10	10	10	10	10	10	10	10	10	10	Gray:																															3-O.M.	-	-	-	-	-	-	-	-	-	-	-	-	-	-	-	-	-	-	-	-	-	-	-	-	-	-	-	-	-	-	4-S.M.	-	-	-	-	-	-	-	-	-	-	-	-	-	-	-	-	-	-	-	-	-	-	-	-	-	-	-	-	-	-	5-M.	-	-	-	-	-	-	-	-	-	-	-	-	-	-	-	-	-	-	-	-	-	-	-	-	-	-	-	-	-	-	Total.	-	-	-	-	-	-	-	-	-	-	-	-	-	-	-	-	-	-	-	-	-	-	-	-	-	-	-	-	-	-	-	Below Grade	30	50	-	790	-	-	170	20	-	-	-	-	-	-	-	-	-	-	-	-	-	-	-	-	-	-	-	-	-	-	All grades	340	6,200	5,670	42,240	15,350	15,350	84,170	143,003	151,507	50,683	6,900	770	150	180	180	180	180	180	180	180	180	180	180	180	180	180	180	180	180	180	All grades	0.1	1.6	1.1	8.3	3.0	3.0	16.5	28.0	29.7	9.9	1.4	0.2	*	*	*	*	*	*	*	*	*	*	*	*	*	*	*	*	*	*																																																																																																																																																																																																																																																																																																																																																																																																																																										
6-S.L.M.	-	-	-	-	-	-	-	-	-	-	-	-	-	-	-	-	-	-	-	-	-	-	-	-	-	-	-	-	-	-	-	7-L.M.	-	-	390	640	640	640	1,160	1,160	1,160	1,160	230	230	70	70	70	70	70	70	70	70	70	70	70	70	70	70	70	70	70	70	Total.	20	560	100	1,710	290	290	2,580	1,760	890	210	10	10	10	10	10	10	10	10	10	10	10	10	10	10	10	10	10	10	10	10	Gray:																															3-O.M.	-	-	-	-	-	-	-	-	-	-	-	-	-	-	-	-	-	-	-	-	-	-	-	-	-	-	-	-	-	-	4-S.M.	-	-	-	-	-	-	-	-	-	-	-	-	-	-	-	-	-	-	-	-	-	-	-	-	-	-	-	-	-	-	5-M.	-	-	-	-	-	-	-	-	-	-	-	-	-	-	-	-	-	-	-	-	-	-	-	-	-	-	-	-	-	-	Total.	-	-	-	-	-	-	-	-	-	-	-	-	-	-	-	-	-	-	-	-	-	-	-	-	-	-	-	-	-	-	-	Below Grade	30	50	-	790	-	-	170	20	-	-	-	-	-	-	-	-	-	-	-	-	-	-	-	-	-	-	-	-	-	-	All grades	340	6,200	5,670	42,240	15,350	15,350	84,170	143,003	151,507	50,683	6,900	770	150	180	180	180	180	180	180	180	180	180	180	180	180	180	180	180	180	180	All grades	0.1	1.6	1.1	8.3	3.0	3.0	16.5	28.0	29.7	9.9	1.4	0.2	*	*	*	*	*	*	*	*	*	*	*	*	*	*	*	*	*	*																																																																																																																																																																																																																																																																																																																																																																																																																																																																									
7-L.M.	-	-	390	640	640	640	1,160	1,160	1,160	1,160	230	230	70	70	70	70	70	70	70	70	70	70	70	70	70	70	70	70	70	70	Total.	20	560	100	1,710	290	290	2,580	1,760	890	210	10	10	10	10	10	10	10	10	10	10	10	10	10	10	10	10	10	10	10	10	Gray:																															3-O.M.	-	-	-	-	-	-	-	-	-	-	-	-	-	-	-	-	-	-	-	-	-	-	-	-	-	-	-	-	-	-	4-S.M.	-	-	-	-	-	-	-	-	-	-	-	-	-	-	-	-	-	-	-	-	-	-	-	-	-	-	-	-	-	-	5-M.	-	-	-	-	-	-	-	-	-	-	-	-	-	-	-	-	-	-	-	-	-	-	-	-	-	-	-	-	-	-	Total.	-	-	-	-	-	-	-	-	-	-	-	-	-	-	-	-	-	-	-	-	-	-	-	-	-	-	-	-	-	-	-	Below Grade	30	50	-	790	-	-	170	20	-	-	-	-	-	-	-	-	-	-	-	-	-	-	-	-	-	-	-	-	-	-	All grades	340	6,200	5,670	42,240	15,350	15,350	84,170	143,003	151,507	50,683	6,900	770	150	180	180	180	180	180	180	180	180	180	180	180	180	180	180	180	180	180	All grades	0.1	1.6	1.1	8.3	3.0	3.0	16.5	28.0	29.7	9.9	1.4	0.2	*	*	*	*	*	*	*	*	*	*	*	*	*	*	*	*	*	*																																																																																																																																																																																																																																																																																																																																																																																																																																																																																																									
Total.	20	560	100	1,710	290	290	2,580	1,760	890	210	10	10	10	10	10	10	10	10	10	10	10	10	10	10	10	10	10	10	10	10	Gray:																															3-O.M.	-	-	-	-	-	-	-	-	-	-	-	-	-	-	-	-	-	-	-	-	-	-	-	-	-	-	-	-	-	-	4-S.M.	-	-	-	-	-	-	-	-	-	-	-	-	-	-	-	-	-	-	-	-	-	-	-	-	-	-	-	-	-	-	5-M.	-	-	-	-	-	-	-	-	-	-	-	-	-	-	-	-	-	-	-	-	-	-	-	-	-	-	-	-	-	-	Total.	-	-	-	-	-	-	-	-	-	-	-	-	-	-	-	-	-	-	-	-	-	-	-	-	-	-	-	-	-	-	-	Below Grade	30	50	-	790	-	-	170	20	-	-	-	-	-	-	-	-	-	-	-	-	-	-	-	-	-	-	-	-	-	-	All grades	340	6,200	5,670	42,240	15,350	15,350	84,170	143,003	151,507	50,683	6,900	770	150	180	180	180	180	180	180	180	180	180	180	180	180	180	180	180	180	180	All grades	0.1	1.6	1.1	8.3	3.0	3.0	16.5	28.0	29.7	9.9	1.4	0.2	*	*	*	*	*	*	*	*	*	*	*	*	*	*	*	*	*	*																																																																																																																																																																																																																																																																																																																																																																																																																																																																																																																																								
Gray:																															3-O.M.	-	-	-	-	-	-	-	-	-	-	-	-	-	-	-	-	-	-	-	-	-	-	-	-	-	-	-	-	-	-	4-S.M.	-	-	-	-	-	-	-	-	-	-	-	-	-	-	-	-	-	-	-	-	-	-	-	-	-	-	-	-	-	-	5-M.	-	-	-	-	-	-	-	-	-	-	-	-	-	-	-	-	-	-	-	-	-	-	-	-	-	-	-	-	-	-	Total.	-	-	-	-	-	-	-	-	-	-	-	-	-	-	-	-	-	-	-	-	-	-	-	-	-	-	-	-	-	-	-	Below Grade	30	50	-	790	-	-	170	20	-	-	-	-	-	-	-	-	-	-	-	-	-	-	-	-	-	-	-	-	-	-	All grades	340	6,200	5,670	42,240	15,350	15,350	84,170	143,003	151,507	50,683	6,900	770	150	180	180	180	180	180	180	180	180	180	180	180	180	180	180	180	180	180	All grades	0.1	1.6	1.1	8.3	3.0	3.0	16.5	28.0	29.7	9.9	1.4	0.2	*	*	*	*	*	*	*	*	*	*	*	*	*	*	*	*	*	*																																																																																																																																																																																																																																																																																																																																																																																																																																																																																																																																																																							
3-O.M.	-	-	-	-	-	-	-	-	-	-	-	-	-	-	-	-	-	-	-	-	-	-	-	-	-	-	-	-	-	-	4-S.M.	-	-	-	-	-	-	-	-	-	-	-	-	-	-	-	-	-	-	-	-	-	-	-	-	-	-	-	-	-	-	5-M.	-	-	-	-	-	-	-	-	-	-	-	-	-	-	-	-	-	-	-	-	-	-	-	-	-	-	-	-	-	-	Total.	-	-	-	-	-	-	-	-	-	-	-	-	-	-	-	-	-	-	-	-	-	-	-	-	-	-	-	-	-	-	-	Below Grade	30	50	-	790	-	-	170	20	-	-	-	-	-	-	-	-	-	-	-	-	-	-	-	-	-	-	-	-	-	-	All grades	340	6,200	5,670	42,240	15,350	15,350	84,170	143,003	151,507	50,683	6,900	770	150	180	180	180	180	180	180	180	180	180	180	180	180	180	180	180	180	180	All grades	0.1	1.6	1.1	8.3	3.0	3.0	16.5	28.0	29.7	9.9	1.4	0.2	*	*	*	*	*	*	*	*	*	*	*	*	*	*	*	*	*	*																																																																																																																																																																																																																																																																																																																																																																																																																																																																																																																																																																																																						
4-S.M.	-	-	-	-	-	-	-	-	-	-	-	-	-	-	-	-	-	-	-	-	-	-	-	-	-	-	-	-	-	-	5-M.	-	-	-	-	-	-	-	-	-	-	-	-	-	-	-	-	-	-	-	-	-	-	-	-	-	-	-	-	-	-	Total.	-	-	-	-	-	-	-	-	-	-	-	-	-	-	-	-	-	-	-	-	-	-	-	-	-	-	-	-	-	-	-	Below Grade	30	50	-	790	-	-	170	20	-	-	-	-	-	-	-	-	-	-	-	-	-	-	-	-	-	-	-	-	-	-	All grades	340	6,200	5,670	42,240	15,350	15,350	84,170	143,003	151,507	50,683	6,900	770	150	180	180	180	180	180	180	180	180	180	180	180	180	180	180	180	180	180	All grades	0.1	1.6	1.1	8.3	3.0	3.0	16.5	28.0	29.7	9.9	1.4	0.2	*	*	*	*	*	*	*	*	*	*	*	*	*	*	*	*	*	*																																																																																																																																																																																																																																																																																																																																																																																																																																																																																																																																																																																																																																					
5-M.	-	-	-	-	-	-	-	-	-	-	-	-	-	-	-	-	-	-	-	-	-	-	-	-	-	-	-	-	-	-	Total.	-	-	-	-	-	-	-	-	-	-	-	-	-	-	-	-	-	-	-	-	-	-	-	-	-	-	-	-	-	-	-	Below Grade	30	50	-	790	-	-	170	20	-	-	-	-	-	-	-	-	-	-	-	-	-	-	-	-	-	-	-	-	-	-	All grades	340	6,200	5,670	42,240	15,350	15,350	84,170	143,003	151,507	50,683	6,900	770	150	180	180	180	180	180	180	180	180	180	180	180	180	180	180	180	180	180	All grades	0.1	1.6	1.1	8.3	3.0	3.0	16.5	28.0	29.7	9.9	1.4	0.2	*	*	*	*	*	*	*	*	*	*	*	*	*	*	*	*	*	*																																																																																																																																																																																																																																																																																																																																																																																																																																																																																																																																																																																																																																																																				
Total.	-	-	-	-	-	-	-	-	-	-	-	-	-	-	-	-	-	-	-	-	-	-	-	-	-	-	-	-	-	-	-	Below Grade	30	50	-	790	-	-	170	20	-	-	-	-	-	-	-	-	-	-	-	-	-	-	-	-	-	-	-	-	-	-	All grades	340	6,200	5,670	42,240	15,350	15,350	84,170	143,003	151,507	50,683	6,900	770	150	180	180	180	180	180	180	180	180	180	180	180	180	180	180	180	180	180	All grades	0.1	1.6	1.1	8.3	3.0	3.0	16.5	28.0	29.7	9.9	1.4	0.2	*	*	*	*	*	*	*	*	*	*	*	*	*	*	*	*	*	*																																																																																																																																																																																																																																																																																																																																																																																																																																																																																																																																																																																																																																																																																																			
Below Grade	30	50	-	790	-	-	170	20	-	-	-	-	-	-	-	-	-	-	-	-	-	-	-	-	-	-	-	-	-	-	All grades	340	6,200	5,670	42,240	15,350	15,350	84,170	143,003	151,507	50,683	6,900	770	150	180	180	180	180	180	180	180	180	180	180	180	180	180	180	180	180	180	All grades	0.1	1.6	1.1	8.3	3.0	3.0	16.5	28.0	29.7	9.9	1.4	0.2	*	*	*	*	*	*	*	*	*	*	*	*	*	*	*	*	*	*																																																																																																																																																																																																																																																																																																																																																																																																																																																																																																																																																																																																																																																																																																																																			
All grades	340	6,200	5,670	42,240	15,350	15,350	84,170	143,003	151,507	50,683	6,900	770	150	180	180	180	180	180	180	180	180	180	180	180	180	180	180	180	180	180	All grades	0.1	1.6	1.1	8.3	3.0	3.0	16.5	28.0	29.7	9.9	1.4	0.2	*	*	*	*	*	*	*	*	*	*	*	*	*	*	*	*	*	*																																																																																																																																																																																																																																																																																																																																																																																																																																																																																																																																																																																																																																																																																																																																																																		
All grades	0.1	1.6	1.1	8.3	3.0	3.0	16.5	28.0	29.7	9.9	1.4	0.2	*	*	*	*	*	*	*	*	*	*	*	*	*	*	*	*	*	*																																																																																																																																																																																																																																																																																																																																																																																																																																																																																																																																																																																																																																																																																																																																																																																																	

* As reported by the Bureau of the Census, running bales, lintners excluded.
 † Less than 0.05 percent.

Percentage rough preparation. 9.6
 Grade index. 94.0
 Average staple length. 32.9

Table 27.-- Grade and staple length of upland cotton ginned in Texas, 1946-47

Grade	3/4 inch		7/8		29/32		15/16		31/32		1		1-1/8		1-1/16		1-3/32		1-1/5		1-5/32		1-7/32		1-1/4	
	Bales	Sales	Bales	Sales	Bales	Sales	Bales	Sales	Bales	Sales	Bales	Sales	Bales	Sales	Bales	Sales	Bales	Sales	Bales	Sales	Bales	Sales	Bales	Sales	Bales	Percent
Ex. White:																										
3-0.M.	-	-	-	1	39	19	97	150	255	1,006	535	42	35	35	26	2,542	0.1									
4-0.M.	-	-	6	105	96	583	300	853	5,423	21,775	8,691	993	494	394	282	39,505	2.4									
5-M.	-	-	13	81	134	339	1,309	9,736	24,131	8,070	1,556	1,133	550	361	47,424	2.9										
6-8.L.M.	-	2	31	230	208	760	1,609	2,566	2,463	836	387	210	64	36	9,408	0.6										
7-L.M.	-	2	313	42	8	316	462	313	801	185	14	6	1	1	1,857	0.1										
8-3.C.O.	-	36	86	22	74	11	4	-	-	-	-	-	-	-	374	0.0										
9-0.O.	-	78	56	15	-	-	-	-	-	-	-	-	-	-	156	0.0										
Total	4	118	226	35	928	634	2,036	4,245	19,382	49,563	19,186	2,992	1,878	1,034	705	100,965	6.2									
White:																										
1-M.F.	-	-	-	-	-	40	-	-	-	-	-	-	-	-	-	-	-	-	-	-	-	-	-	-	-	-
2-5.G.M.	-	-	-	-	-	20	-	-	-	-	3	-	-	-	-	-	-	-	-	-	-	-	-	-	-	-
3-0.M.	-	-	-	-	230	4,100	1,440	600	430	140	-	-	-	-	-	-	-	-	-	-	-	-	-	-	-	-
4-3.M.	-	-	-	2,850	9,250	36,940	20,210	14,270	23,970	9,030	490	80	-	-	-	-	-	-	-	-	-	-	-	-	-	-
5-M.	-	60	10,150	24,450	40,850	117,246	58,120	39,290	58,640	16,510	2,350	130	70	-	-	-	-	-	-	-	-	-	-	-	-	-
6-8.L.M.	-	580	24,050	59,050	64,320	102,450	41,840	34,950	46,930	3,480	520	40	-	-	-	-	-	-	-	-	-	-	-	-	-	-
7-L.M.	-	370	14,040	41,350	42,530	45,550	15,200	20,050	13,650	600	120	-	-	-	-	-	-	-	-	-	-	-	-	-	-	-
8-3.C.O.	-	300	3,680	10,760	10,350	15,260	6,830	6,790	2,190	30	-	-	-	-	-	-	-	-	-	-	-	-	-	-	-	-
9-0.O.	-	130	1,650	2,050	2,050	2,050	910	600	50	-	-	-	-	-	-	-	-	-	-	-	-	-	-	-	-	-
Total	1,350	56,950	145,350	169,700	322,116	147,450	116,530	146,070	108,210	29,790	3,513	261	121	1	1	1,245,685	76.1									
Spotted:																										
3-0.M.	-	590	760	420	1,041	410	225	133	115	25	2	1	-	-	-	-	-	-	-	-	-	-	-	-	-	-
4-3.M.	-	230	14,670	18,265	14,160	20,120	7,575	1,317	794	174	53	14	-	-	-	-	-	-	-	-	-	-	-	-	-	-
5-M.	-	870	26,172	45,554	23,583	29,659	5,789	2,004	534	97	40	20	1	-	-	-	-	-	-	-	-	-	-	-	-	-
6-8.L.M.	-	400	11,677	19,247	6,089	6,856	2,207	1,615	446	103	-	-	-	-	-	-	-	-	-	-	-	-	-	-	-	-
7-L.M.	-	600	5,172	5,647	1,430	1,563	211	214	10	-	-	-	-	-	-	-	-	-	-	-	-	-	-	-	-	-
Total	2,190	61,451	89,503	47,452	49,179	16,195	9,029	4,410	1,546	301	75	36	2	-	-	-	-	-	-	-	-	-	-	-	-	-
Tinged:																										
3-0.M.	-	-	-	-	-	-	-	-	-	-	-	-	-	-	-	-	-	-	-	-	-	-	-	-	-	-
4-3.M.	-	20	30	20	10	-	-	-	-	-	-	-	-	-	-	-	-	-	-	-	-	-	-	-	-	-
5-M.	-	30	348	227	60	54	-	10	-	-	-	-	-	-	-	-	-	-	-	-	-	-	-	-	-	-
6-8.L.M.	-	60	757	313	50	40	-	-	-	-	-	-	-	-	-	-	-	-	-	-	-	-	-	-	-	-
7-L.M.	-	100	592	90	40	20	-	-	-	-	-	-	-	-	-	-	-	-	-	-	-	-	-	-	-	-
Total	190	1,717	660	170	104	-	11	-	-	-	-	-	-	-	-	-	-	-	-	-	-	-	-	-	-	-
Gray:																										
3-0.M.	-	-	-	-	-	-	-	-	-	-	-	-	-	-	-	-	-	-	-	-	-	-	-	-	-	-
4-3.M.	-	20	31	10	14	-	3	28	75	15	2	-	-	-	-	-	-	-	-	-	-	-	-	-	-	-
5-M.	-	41	70	10	11	12	7	11	36	28	1	1	-	-	-	-	-	-	-	-	-	-	-	-	-	-
Total	-	61	101	20	25	15	37	51	119	45	6	2	-	-	-	-	-	-	-	-	-	-	-	-	-	-
Below Grade	304	1,370	730	110	201	-	31	-	7	1	-	-	-	-	-	-	-	-	-	-	-	-	-	-	-	-
All grades	4,008	121,697	234,870	217,517	372,853	164,594	137,974	154,776	126,264	79,700	21,780	3,290	2,001	1,035	705	1,634,165	100.0									
All grades	0.2	7.4	14.4	13.3	22.8	10.1	7.8	9.5	7.8	4.9	1.3	0.2	0.1	0.1	0.1	100.0										

Percentage rough preparation . . . 2.0
 Grade index 94.6
 Average staple length 30.6

Table 28.—Grade and staple length of upland cotton ginned in Virginia, 1916-17

Grade	13/16 inch and shorter		7/8 inch		89/92 inch		15/16 inch		31/32 inch		1 inch		1-1/32 inch		1-1/16 inch		1-1/8 inch		1-5/32 inch		1-7/16 inch		1-7/8 inch and longer		All lengths			
	Bales	Percent	Bales	Percent	Bales	Percent	Bales	Percent	Bales	Percent	Bales	Percent	Bales	Percent	Bales	Percent	Bales	Percent	Bales	Percent	Bales	Percent	Bales	Percent	Bales	Percent		
White:																												
1-M7																												
2-S10M																												
3-O3M																												
4-S3M																												
5-M																												
6-S11M																												
7-L1M																												
8-S10O																												
9-S10O																												
Total	220		890		4,967		5,300		1,780		100		20		10		10		13,907								92.2	
Spotted:																												
3-O3M																												
4-S3M																												
5-M																												
6-S11M																												
7-L1M																												
Total	30		120		500		600		10																			7.3
Tinged:																												
3-O3M																												
4-S3M																												
5-M																												
6-S11M																												
7-L1M																												
Total			10																									.1
Gray:																												
3-O3M																												
4-S3M																												
5-M																												
6-S11M																												
7-L1M																												
Total			50		50																							.4
All grades	250		960		5,517		5,780		1,790		100		20		10		10		14,127									100.0
All Grades			1.7		6.7		38.2		12.4		0.7		0.1		0.1		0.1											100.0

1/2 As reported by the Bureau of the Census, running bales, linters excluded.

Percentage rough preparation 89.8
 Grade index 91.8
 Average staple length 32.6

Table 29.-- Grade and staple length of upland cotton ginned, during specified periods, by States, 1946-47

Grade and staple length	ALABAMA											
	Prior to Sept. 1	September	October	November	After Nov. 30	Total Crop	Prior to Sept. 1	September	October	November	After Nov. 30	Total Crop
Grade	Bales	Bales	Bales	Bales	Bales	Bales	Bales	Bales	Bales	Bales	Bales	Bales
Extra white:												
3-0/16	-	-	-	-	-	-	-	42	-	-	-	-
4-0/16	-	-	-	-	-	-	1,547	4,263	1,871	113	-	74
5-0/16	-	-	-	-	-	-	1,246	7,232	0,076	4,171	601	7,200
6-0/16	-	-	-	-	-	-	7	1,815	11,334	15,856	9,036	21,226
7-0/16	-	-	-	-	-	-	-	768	2,661	2,873	12,740	37,047
8-0/16	-	-	-	-	-	-	-	13	109	111	3,627	18,962
9-0/16	-	-	-	-	-	-	-	-	2	13	1,531	3,860
Total	-	-	-	-	-	-	2,799	14,183	23,895	23,136	26,241	89,714
White:												
1-0/16	-	-	-	-	-	-	-	-	-	-	-	-
2-0/16	-	-	-	-	-	-	-	-	-	-	-	-
3-0/16	60	10	-	-	-	180	-	-	-	-	-	-
4-0/16	7,740	4,870	660	60	16,800	16,800	-	-	-	-	-	-
5-0/16	15,416	81,811	191,085	30,674	4,839	323,826	-	-	-	-	-	-
6-0/16	7,350	44,130	148,710	82,080	312,810	312,810	-	-	3	-	-	3
7-0/16	1,050	4,460	15,220	9,850	14,720	44,300	-	-	-	-	-	-
8-0/16	100	450	420	1,310	6,970	9,850	-	-	-	-	666	668
9-0/16	10	80	20	820	1,020	1,020	-	-	-	-	212	212
Total	26,266	135,751	357,405	123,674	60,615	705,615	-	-	-	3	877	880
Spotted:												
3-0/16	-	560	210	140	-	910	9	168	488	114	-	781
4-0/16	160	14,800	29,980	10,710	1,420	56,040	110	1,231	5,361	7,480	1,479	16,671
5-0/16	100	2,850	14,240	8,150	5,780	30,800	4	603	2,760	7,463	17,770	29,582
6-0/16	30	240	660	540	1,650	3,020	90	90	316	679	9,484	9,484
7-0/16	-	20	20	20	2,600	2,660	-	2	37	72	5,848	5,979
Total	290	17,670	44,080	19,560	11,530	93,330	125	2,096	9,972	15,618	31,553	55,594
Tinged:												
3-0/16	-	-	-	-	-	-	-	-	-	-	-	-
4-0/16	-	-	-	-	-	-	-	-	-	-	-	-
5-0/16	-	10	-	-	-	10	-	-	-	-	92	92
6-0/16	-	-	-	-	-	-	-	-	4	-	236	240
7-0/16	-	-	-	-	30	30	-	-	-	-	942	942
Total	-	10	-	-	30	40	-	-	4	-	1,297	1,301
Gray:												
3-0/16	-	-	-	-	-	-	-	-	-	-	-	-
4-0/16	-	60	170	30	10	290	-	-	-	4	21	25
5-0/16	10	280	2,150	450	240	3,230	-	-	-	244	989	1,233
Total	10	460	2,320	480	250	3,530	-	-	-	289	2,206	2,468
Below Grade:												
1-1/8	-	30	10	-	100	140	-	-	-	-	769	769
All grades	26,556	157,121	403,615	143,614	72,429	753,545	2,024	16,249	32,361	39,246	62,973	173,573
Grade index	97.9	97.7	96.5	94.9	89.5	96.1	102.0	99.2	95.0	94.6	86.5	92.1
Staple length (inches)												
13/16 and shorter	10	80	120	70	-	280	-	-	9	5	5	64
7/8	650	3,040	610	180	-	4,480	-	3	5	52	2,966	3,024
29/32	180	750	2,200	510	-	3,800	-	-	-	-	-	-
15/16	4,850	34,950	12,490	5,070	4,420	26,060	-	3	56	116	6,431	6,605
31/32	5,090	31,820	16,320	6,860	61,740	34	34	77	200	9,002	9,247	9,247
1	8,790	39,640	190,250	65,100	33,900	337,760	270	1,856	4,183	21,752	30,421	30,421
1-1/32	12,026	62,701	147,028	49,264	22,279	314,095	2,071	10,981	20,191	29,065	20,026	50,254
1-1/16	2,630	21,930	13,530	4,890	3,010	47,090	536	3,023	6,196	5,097	993	18,433
1-1/8	60	1,060	600	270	150	2,140	5	202	793	471	106	1,577
1-1/4	-	120	280	270	300	970	6	139	37	37	37	268
1-1/2	-	40	510	410	500	1,280	1	2	1	2	19	22
1-3/8	-	80	710	450	500	1,770	-	12	42	-	3	57
1-7/8	-	40	600	210	340	1,190	-	-	-	-	-	-
1-1/4 and longer	-	20	70	50	10	150	-	2	-	-	-	4
All lengths	26,556	157,121	403,615	143,614	72,429	753,545	2,024	16,249	32,361	39,246	62,973	173,573
Average staple length (324 inches)	32.7	32.7	32.3	32.3	32.3	32.4	33.1	33.2	33.2	33.0	31.8	32.6

1/ As reported by the Bureau of the Census, rounding bales, linters excluded.

Table 29.—Grade and staple length of upland cotton ginned, during specified periods, by States, 1946-47 — Continued

Grade and staple length	CALIFORNIA											
	Prior to Sept. 1	September	October	November	After Nov. 30	Total Crop	Prior to Sept. 1	September	October	November	After Nov. 30	Total Crop
Grade	Bales	Bales	Bales	Bales	Bales	Bales	Bales	Bales	Bales	Bales	Bales	Bales
Extra White:												
2-0-M.	-	-	-	-	-	-	2,594	7,727	-	656	-	31,462
4-0-M.	-	-	-	-	-	-	13,281	106,172	65,401	2,712	-	186,566
6-0-M.	-	-	-	-	-	-	5,171	84,562	61,424	8,066	-	159,170
8-0-M.	-	-	-	-	-	-	63	4,206	31,244	26,154	-	31,767
9-0-M.	-	-	-	-	-	-	-	-	156	880	-	12,807
Total.	-	-	-	-	-	-	19,115	171,040	159,662	87,697	-	569,794
Whites:												
2-0-M.	-	-	-	-	-	-	-	-	-	-	-	-
4-0-M.	-	-	-	-	-	-	-	-	-	-	-	-
6-0-M.	200	1,620	70	-	-	1,690	-	-	-	-	-	-
8-0-M.	860	45,720	11,840	640	110	56,450	-	-	-	-	-	-
9-0-M.	280	157,700	282,150	33,080	2,850	428,600	-	-	-	-	-	-
Total.	1,340	165,160	354,060	33,760	2,960	502,180	-	-	-	-	-	-
Spotted:												
2-0-M.	-	90	120	20	-	130	-	-	-	-	-	-
4-0-M.	-	3,250	5,200	2,720	760	12,370	-	-	-	-	-	-
6-0-M.	-	1,280	2,710	2,620	6,020	12,630	-	-	-	-	-	-
8-0-M.	-	110	120	790	3,350	4,480	-	-	-	-	-	-
9-0-M.	-	10	-	100	4,660	4,770	-	-	-	-	-	-
Total.	1,310	5,240	8,170	7,890	15,410	35,360	-	-	-	-	-	-
Tinged:												
2-0-M.	-	-	-	-	-	-	-	-	-	-	-	-
4-0-M.	-	-	-	-	-	-	-	-	-	-	-	-
6-0-M.	-	-	-	-	-	-	-	-	-	-	-	-
8-0-M.	-	-	-	-	-	-	-	-	-	-	-	-
9-0-M.	-	-	-	-	-	-	-	-	-	-	-	-
Total.	-	-	-	-	-	-	-	-	-	-	-	-
Greys:												
2-0-M.	-	10	30	460	970	1,090	-	-	-	-	-	-
4-0-M.	-	60	140	3,090	5,770	12,040	-	-	-	-	-	-
6-0-M.	-	-	-	-	-	-	-	-	-	-	-	-
8-0-M.	-	-	-	-	-	-	-	-	-	-	-	-
9-0-M.	-	-	-	-	-	-	-	-	-	-	-	-
Total.	-	70	170	3,670	6,740	13,130	-	-	-	-	-	-
Below Grade:												
2-0-M.	-	60	20	120	2,790	4,000	-	-	-	-	-	-
4-0-M.	-	-	-	-	-	-	-	-	-	-	-	-
6-0-M.	-	-	-	-	-	-	-	-	-	-	-	-
8-0-M.	-	-	-	-	-	-	-	-	-	-	-	-
9-0-M.	-	-	-	-	-	-	-	-	-	-	-	-
Total.	-	60	20	120	2,790	4,000	-	-	-	-	-	-
All grades:	1,310	27,726	450,102	347,129	261,132	1,257,421	-	-	-	-	-	-
Trade index:	99.5	99.3	97.1	95.2	79.5	93.0	-	-	-	-	-	-
Staple length (inches)												
1 1/8 and shorter.	-	430	2,010	640	130	3,200	-	-	-	-	-	-
7/8.	-	4,130	6,940	1,650	7,140	22,060	-	-	-	-	-	-
29/32.	-	2,710	6,450	1,580	1,770	12,510	-	-	-	-	-	-
16/16.	-	2,050	7,790	3,170	42,030	54,910	-	-	-	-	-	-
31/32.	-	2,240	6,760	3,160	29,420	39,780	-	-	-	-	-	-
1.	10	5,800	26,230	23,800	86,950	142,290	481	2,123	982	21,479	26,136	
1-1/32.	130	22,600	122,790	99,660	76,440	317,730	4,376	28,030	24,153	31,658	86,116	
1-1/16.	1,090	99,278	259,072	91,449	26,722	467,631	10,693	108,672	94,626	23,612	254,612	
1-1/8.	130	76,470	69,252	25,850	4,410	176,082	3,461	36,189	21,961	3,668	65,281	
1-1/4.	-	17,660	7,540	2,850	400	28,450	-	-	-	-	-	
1-3/8.	-	2,600	1,070	840	190	4,600	-	-	-	-	-	
1-3/4.	-	560	1,070	310	80	1,960	-	-	-	-	-	
1-7/8.	-	790	1,760	560	40	3,110	-	-	-	-	-	
2.	-	-	-	-	-	-	-	-	-	-	-	
All lengths:	1,310	27,726	450,102	347,129	261,132	1,257,421	-	-	-	-	-	
Average staple length (inches)	34.7	34.7	35.6	35.4	31.0	33.3	-	-	-	-	-	

As reported by the Bureau of the Census, rounding bales, linters excluded.

Table 29.— Grade and staple length of upland cotton ginned, during specified periods, by States, 1946-47—Continued

Grade and staple length	FLORIDA											
	Prior to Sept. 1	September	October	November	After Nov. 30	Total Crop	Prior to Sept. 1	September	October	November	After Nov. 30	Total Crop
Grade	Sales	Sales	Sales	Sales	Sales	Sales	Sales	Sales	Sales	Sales	Sales	Sales
White:												
1-M.F.	-	-	-	-	-	-	-	-	-	-	-	-
2-S.G.M.	-	-	-	-	-	-	-	-	-	-	-	-
3-G.M.	10	-	-	-	-	10	440	-	-	-	-	640
4-S.M.	480	160	-	-	-	640	12,700	5,430	2,100	400	20	20,640
5-M.	742	323	21	6	1	1,093	31,610	40,850	39,250	10,010	3,480	124,680
6-S.L.M.	390	410	180	-	-	980	15,068	61,771	81,753	27,724	10,896	188,352
7-L.M.	40	110	100	-	20	270	1,920	10,060	17,830	7,000	6,800	46,360
8-G.O.	-	-	-	-	-	-	170	270	700	910	890	2,640
9-G.O.	-	-	-	-	-	-	30	40	80	-	-	90
Total.	1,652	1,015	301	6	21	2,993	62,908	107,991	141,443	48,034	21,966	382,342
Spotted:												
3-G.M.	-	70	-	-	-	70	100	570	30	40	-	740
4-S.M.	80	360	30	30	-	500	2,440	21,180	46,410	13,960	5,790	89,700
5-M.	20	120	30	-	-	170	670	10,720	30,250	23,490	9,990	76,150
6-S.L.M.	-	-	-	-	-	-	80	420	750	1,260	2,040	4,830
7-L.M.	-	-	-	-	-	-	1,920	1,600	30	80	160	4,080
Total.	100	550	60	30	-	740	3,290	33,060	77,470	38,630	19,000	170,640
Tinged:												
3-G.M.	-	-	-	-	-	-	-	-	-	-	-	-
4-S.M.	-	-	-	-	-	-	-	-	-	-	-	-
5-M.	10	-	-	-	-	10	-	-	20	10	10	40
6-S.L.M.	10	-	-	-	-	20	-	-	50	60	60	140
7-L.M.	-	-	-	-	-	-	-	-	-	-	-	60
Total.	-	-	-	-	-	20	-	-	70	70	90	230
Gray:												
3-G.M.	-	-	-	-	-	-	-	-	-	-	-	-
4-S.M.	-	-	-	-	-	-	-	-	-	-	-	-
5-M.	-	-	-	-	-	-	-	-	-	-	-	-
Total.	-	-	-	-	-	-	-	-	-	-	-	-
Below Grade.	-	-	-	-	-	-	60	30	-	-	-	90
All grades	1,752	1,583	361	36	21	3,753	66,258	141,021	219,983	86,934	40,056	1,653,332
Grade index.	99.3	97.0	92.2	99.2	96.7	97.6	96.7	96.1	96.3	94.0	95.5	95.5
Staple length (Inches)												
13/16 and shorter	-	-	-	-	-	-	380	190	30	20	20	640
7/8	-	-	-	-	-	-	680	630	760	110	260	2,440
29/32	-	-	-	-	-	-	730	660	1,070	240	130	2,830
15/16	30	20	-	-	-	50	3,040	3,170	5,430	2,340	2,290	16,270
1	120	80	-	-	-	200	3,480	10,310	30,070	13,310	9,060	71,850
1-1/32	672	333	211	36	1	1,463	32,638	51,761	100,743	46,924	18,666	249,812
1-1/16	600	570	70	-	20	1,260	17,410	67,940	67,940	22,180	9,280	170,680
1-1/8	90	490	80	-	-	660	2,400	16,100	11,650	2,810	1,260	33,790
1-3/32	-	-	-	-	-	40	130	2,000	810	220	160	3,310
1-1/8	-	-	-	-	-	-	10	360	360	80	60	860
1-6/32	-	-	-	-	-	-	60	150	60	20	50	290
1-3/16	-	-	-	-	-	-	80	140	120	20	-	360
1-7/32	-	-	-	-	-	-	10	10	40	10	-	150
1-1/4 and longer.	40	40	-	-	-	80	20	20	30	-	-	70
All lengths.	1,752	1,583	361	36	21	3,753	66,258	141,021	219,983	86,934	40,056	1,653,332
Average staple length (32d inches)	32.5	33.2	32.6	32.0	33.0	32.8	32.0	32.5	32.2	32.1	31.9	32.2

1/4 as reported by the Bureau of the Census, running bales, linters excluded.

Table 29. -- Grade and staple length of upland cotton ginned, during specified periods, by States, 1946-47 - Continued

Grade and staple length	KENTUCKY											
	Prior to Sept. 1	September	October	November	After Nov. 30	Total Crop	Prior to Sept. 1	September	October	November	After Nov. 30	Total Crop
Grade	Bales	Bales	Bales	Bales	Bales	Bales	Bales	Bales	Bales	Bales	Bales	Bales
White:												
1-M.F.	-	-	-	-	-	-	-	-	-	-	-	-
2-S.O.M.	-	-	-	-	-	-	-	-	-	-	-	-
3-O.M.	-	-	-	-	-	-	-	-	-	-	-	-
4-S.M.	-	20	-	-	-	20	-	10	-	-	-	10
5-M.	-	196	172	10	378	378	-	90	320	10	-	420
6-S.L.M.	1	70	240	70	580	580	-	246	1,997	1,378	148	3,766
7-L.M.	-	-	20	80	100	100	-	-	100	730	470	1,300
8-S.O.	-	10	-	110	120	120	-	-	-	-	1,210	1,210
9-S.O.	-	-	-	20	20	20	-	-	10	-	790	800
Total	1	296	432	240	968	968	-	338	2,427	2,113	2,618	7,456
Spotted:												
3-O.M.	-	-	-	20	-	-	-	-	-	-	-	-
4-S.M.	-	-	-	50	176	206	-	-	-	-	10	10
5-M.	-	-	-	40	40	40	-	-	-	-	-	-
6-S.L.M.	-	-	-	316	316	316	-	-	-	-	20	20
Total	-	-	50	532	562	562	-	-	-	-	30	30
Tinged:												
3-O.M.	-	-	-	-	-	-	-	-	-	-	-	-
4-S.M.	-	-	-	-	-	-	-	-	-	-	-	-
5-M.	-	-	-	10	10	10	-	-	-	-	-	-
6-S.L.M.	-	-	-	10	10	10	-	-	-	-	-	-
7-L.M.	-	-	-	-	-	-	-	-	-	-	-	-
Total	-	-	-	20	20	20	-	-	-	-	-	-
Gray:												
3-O.M.	-	-	-	-	-	-	-	-	-	-	-	-
4-S.M.	-	-	-	-	-	-	-	-	-	-	-	-
5-M.	-	-	-	20	20	20	-	-	-	-	-	-
Total	-	-	-	20	20	20	-	-	-	-	-	-
Below Grade	-	10	-	10	20	20	-	-	-	-	90	90
All grades	1	306	482	822	1,010	1,010	-	338	2,427	2,113	2,738	7,616
Grade index	100.0	96.8	96.9	81.7	86.8	86.8	-	96.6	94.4	90.9	76.5	87.0
Staple length (Inches)												
15/16 and shorter	-	20	-	140	160	160	-	-	-	-	-	-
7/8	-	40	-	326	436	436	-	-	-	-	20	20
29/32	-	10	-	120	120	120	-	-	-	-	80	80
15/16	-	-	-	10	10	10	-	-	-	-	90	90
31/32	-	-	-	20	156	156	-	-	-	-	1,207	1,207
1	-	-	-	200	240	240	-	240	690	690	1,380	1,380
1-1/32	1	145	242	80	368	368	-	228	1,437	1,293	51	2,999
1-1/16	-	60	20	80	110	110	-	680	130	10	980	980
1-1/8	-	10	-	-	10	10	-	70	10	-	80	80
1-1/4	-	-	-	-	-	-	-	-	-	-	-	-
1-1/2	-	-	-	-	-	-	-	-	-	-	-	-
1-7/8	-	-	-	-	-	-	-	-	-	-	-	-
1-1/2 and longer	-	-	-	-	-	-	-	-	-	-	-	-
All lengths	1	305	482	822	1,010	1,010	-	338	2,427	2,113	2,738	7,616
Average staple length (32d inches)	-	34.0	32.7	33.5	28.8	31.0	-	34.3	34.2	33.7	31.4	33.1

1/ As reported by the Bureau of the Census, running bales, linters excluded.

Table 29.-- Grade and staple length of upland cotton ginned, during specified periods, by States, 1946-47 -- Continued

Grade and staple length	MISSISSIPPI											
	Prior to Sept. 1	September	October	November	After Nov. 30	Total Crop	Prior to Sept. 1	September	October	November	After Nov. 30	Total Crop
Grade	Bales	Bales	Bales	Bales	Bales	Bales	Bales	Bales	Bales	Bales	Bales	Bales
LOUISIANA												
White:												
1-M.F.	-	-	-	-	-	40	-	-	-	-	-	-
2-S.G.M.	40	-	-	-	-	40	-	-	-	-	-	140
3-G.M.	130	260	10	-	-	400	160	7,020	40	-	-	7,220
4-S.M.	1,940	7,940	480	20	-	10,380	3,900	82,900	10,200	610	-	97,670
5-M.	12,250	54,660	12,750	910	150	80,720	4,935	174,459	178,139	27,100	3,469	368,162
6-S.L.M.	5,718	58,315	42,143	5,921	715	112,812	750	79,290	251,000	96,290	25,170	454,500
7-L.M.	540	2,140	8,510	3,210	1,370	15,770	60	4,560	16,010	15,890	15,360	51,670
8-S.G.O.	120	90	40	1,000	490	1,740	-	160	220	250	10,500	11,130
9-G.O.	-	-	-	50	10	60	-	10	50	40	2,760	2,860
Total.	20,738	123,405	63,933	11,111	2,735	221,922	9,805	348,549	455,709	142,180	57,309	1,013,352
Spotted:												
3-G.M.	-	850	70	-	-	920	-	-	10	-	-	10
4-S.M.	-	7,290	5,840	530	-	13,160	-	1,670	8,230	1,860	180	11,940
5-M.	20	910	4,150	1,730	220	7,030	-	890	3,010	730	990	5,310
6-S.L.M.	40	80	260	610	640	1,630	-	50	140	70	310	570
7-L.M.	-	20	-	110	260	410	-	-	-	-	270	270
Total.	60	9,150	9,620	2,980	1,140	23,150	-	2,300	11,390	2,660	1,750	18,100
Gray:												
3-G.M.	-	10	-	-	-	10	-	-	-	10	-	10
4-S.M.	-	110	590	-	20	710	-	20	100	380	1,110	1,610
5-M.	-	160	640	80	30	910	-	-	30	30	1,470	1,520
Total.	-	280	1,220	80	50	1,630	-	20	120	420	2,580	3,140
Below Grade.												
All Grades	20,798	132,635	74,973	14,191	3,925	1/246,722	9,805	350,669	457,239	145,290	61,649	1/1,034,652
Grade index.	98.2	97.2	94.2	90.4	85.5	95.8	101.1	99.5	96.3	94.2	87.5	96.6
Staple length (inches)												
13/16 and shorter.	-	30	260	50	-	30	-	-	-	10	-	10
7/8.	-	30	260	50	-	340	-	250	220	160	40	690
29/32.	-	90	110	220	-	420	-	260	550	170	240	1,220
15/16.	-	190	510	170	50	920	-	320	1,740	570	2,580	6,210
31/32.	60	870	1,240	220	150	2,540	-	390	1,610	260	3,310	6,080
1.	2,230	14,920	12,030	1,230	1,230	32,040	80	2,730	16,310	6,820	6,080	32,020
1-1/32.	10,978	55,545	26,963	5,471	1,186	99,942	1,440	31,660	99,680	32,020	18,340	163,060
1-1/16.	7,290	47,890	25,760	5,930	1,190	90,660	3,655	113,519	224,769	74,620	27,239	443,992
1-3/32.	240	10,760	4,310	860	120	16,310	2,720	135,480	97,010	23,650	5,930	264,790
1-1/8.	-	1,670	440	20	-	2,130	1,060	46,000	16,950	3,740	650	70,920
1-5/32.	-	470	130	-	-	360	490	9,910	3,000	1,060	130	14,580
1-3/16.	-	290	70	-	-	36	110	3,660	2,280	660	70	6,690
1-7/32.	-	200	60	-	-	260	30	1,730	1,410	380	60	3,610
1-1/4 and longer.	-	110	80	-	-	170	-	2,420	1,740	370	30	4,560
All lengths	20,798	132,635	74,973	14,191	3,925	1/246,722	9,805	350,669	457,239	145,290	61,649	1/1,034,652
Average staple length (32d inches)	33.3	35.5	33.3	33.3	32.9	33.4	34.5	34.7	34.0	33.9	33.4	34.2

1/ As reported by the Bureau of the Census, running bales, linters excluded.

Table 29.—Grade and staple length of upland cotton ginned, during specified periods, by States 1946-47 - Continued

Grade and staple length	MEXICO											
	Prior to Sept. 1	October	November	After Nov. 30	Total Crop	Prior to Sept. 1	September	October	November	After Nov. 30	Total Crop	
Grade	Bales	Bales	Bales	Bales	Bales	Bales	Bales	Bales	Bales	Bales	Bales	
NEW MEXICO												
Extra Whites												
3-0 M.	-	-	-	-	-	574	895	80	-	-	1,509	
4-0 M.	-	-	-	-	-	9,682	13,357	2,304	-	-	25,568	
5-M.	-	-	-	-	-	31,198	35,982	11,869	-	-	69,049	
6-5 L.M.	-	-	-	-	-	2,074	13,535	11,501	-	-	28,770	
7-L.M.	-	-	-	-	-	300	933	1,356	-	-	3,097	
8-3 O.O.	-	-	-	-	-	-	16	151	-	-	351	
9-0 O.	-	-	-	-	-	-	-	7	-	-	359	
Total	-	-	-	-	-	26,884	64,323	27,168	-	-	123,243	
White												
1-M.2.	-	-	-	-	-	-	-	81	-	-	81	
2-5 O.M.	-	-	-	-	-	-	-	33	-	-	33	
3-0 M.	-	-	-	-	-	-	-	-	-	-	-	
4-0 M.	70	10	-	-	80	-	-	-	-	-	80	
5-M.	10,780	910	-	-	11,690	-	-	-	-	-	11,690	
6-5 L.M.	20,646	55,996	3,513	27	80,287	-	-	-	-	-	80,287	
7-L.M.	5,790	51,480	17,520	3,420	80,210	-	-	-	-	-	80,210	
8-3 O.O.	30	20	2,140	51,860	54,050	-	-	-	-	-	54,050	
9-0 O.	120	-	170	34,770	35,060	-	-	-	-	-	35,060	
Total	5	37,526	109,026	61,293	96,237	304,187	-	33	118	158	399	
Spotted												
1-0 M.	70	100	10	-	180	-	-	250	373	21	644	
2-0 M.	1,500	3,820	220	290	5,930	-	-	2	201	529	2,120	
3-M.	20	820	1,060	1,510	3,610	-	-	8	76	861	3,789	
4-5 L.M.	-	50	90	1,090	1,230	-	-	-	2	173	937	
7-L.M.	-	10	10	1,230	1,250	-	-	-	70	1,795	1,865	
Total	-	1,600	4,990	4,800	9,580	-	10	529	3,095	4,031	7,695	
Timed												
3-0 M.	-	-	-	20	20	-	-	-	-	-	1	
4-0 M.	-	-	-	20	20	-	-	-	-	-	1	
5-M.	-	-	-	20	20	-	-	-	-	-	27	
6-5 L.M.	-	-	-	10	10	-	-	-	-	-	68	
7-L.M.	-	-	-	90	90	-	-	-	-	-	8	
Total	-	-	-	90	90	-	-	-	-	-	105	
Gray												
3-0 M.	-	10	670	370	1,040	-	-	3	77	149	229	
4-0 M.	-	20	1,120	350	1,470	-	-	9	7	19	35	
5-M.	-	-	-	-	-	-	-	-	-	-	6	
Total	-	20	1,790	720	2,560	-	-	12	84	171	270	
Below Grade												
10	10	30	1,090	1,090	1,090	-	-	10	1	4	61	
All Grades												
5	38,956	113,656	65,693	101,117	317,457	150	26,877	61,983	30,503	9,171	131,682	
Grade Index	100.0	97.1	91.8	75.5	89.5	99.1	100.9	99.5	96.8	86.8	90.3	
Staple length (inches)												
1 1/16 and shorter	-	-	78	140	160	-	-	1	94	1,004	1,099	
7/8	10	40	230	15,070	15,340	-	-	15	17	1,295	1,397	
29/32	110	40	230	15,070	15,340	-	-	21	21	1,477	1,499	
1 1/8	300	300	180	20,190	20,670	-	-	6	7	1,480	1,487	
1 1/16	480	2,770	1,810	33,120	36,110	-	-	66	933	993	2,450	
1-7/16	3,650	17,240	12,510	21,110	54,510	-	-	383	3,595	3,663	8,970	
1-3/8	13,826	59,486	37,175	7,937	118,707	-	-	3,793	21,501	16,311	41,247	
1-5/8	16,180	28,890	10,620	190	55,280	29	15,028	31,767	10,175	1,820	56,095	
1-7/8	4,280	4,650	590	10	9,520	105	5,938	5,305	611	198	12,150	
1-5/16	390	1,640	50	20	2,600	4	304	827	223	90	1,928	
1-3/16	30	120	50	30	230	12	176	803	145	4	1,069	
1-1/8	20	80	20	120	240	2	395	556	45	-	944	
1-1/4 and longer	-	180	50	10	240	-	753	295	-	-	1,018	
All lengths	5	38,956	113,656	65,693	101,117	150	26,877	61,983	30,503	9,171	131,682	
Average staple length (504 bales)	34.0	34.5	34.1	33.9	34.8	36.0	35.3	34.7	34.1	31.6	34.5	

As reported by the Bureau of the Census, running bales, lint-free included.

Table 29.-- Grade and staple length of upland cotton ginned, during specified periods, by States 1946-47-- Continued

Grade and staple length	GEORGIA											
	Prior to Sept. 1		September		October		November		After Nov. 30		Total	
Grade	Bales	Bales	Bales	Bales	Bales	Bales	Bales	Bales	Bales	Bales	Bales	Total Crop
White:												
1-M.F.	-	-	-	-	-	-	-	-	-	-	-	-
2-S.G.M.	-	-	-	-	-	-	-	-	-	-	-	-
3-G.M.	-	-	-	-	-	-	-	-	-	-	-	-
4-S.M.	-	-	-	-	-	-	-	-	-	-	-	-
5-M.	380	4,170	1,070	960	60	6,960	10	640	6,430	40	6,110	50
6-S.L.M.	5	30,960	34,110	7,450	2,630	75,820	10	9,770	21,620	1,060	31,610	61,610
7-L.M.	-	12,231	98,240	71,510	36,303	213,289	20	7,610	21,440	9,930	39,910	39,910
8-S.G.O.	-	970	29,950	25,680	20,090	76,830	-	7,151	18,486	16,142	12,486	54,614
9-G.O.	-	270	2,060	860	1,940	5,010	-	460	1,740	6,770	10,320	19,320
	-	10	120	60	20	200	-	30	20	300	600	1,150
Total	385	48,611	108,140	106,630	59,945	377,709	30	24,861	69,136	34,242	24,695	162,664
Spotted:												
3-G.M.	-	-	10	180	50	190	-	20	540	40	600	600
4-S.M.	-	280	5,120	6,120	2,650	16,170	-	1,900	15,630	3,630	140	21,500
5-M.	-	530	18,470	14,280	11,520	39,600	38	1,460	21,900	19,160	5,490	46,126
6-S.L.M.	-	20	2,070	2,230	1,550	5,670	-	290	6,470	9,430	13,650	29,970
7-L.M.	-	50	170	40	350	610	-	70	320	860	2,370	3,620
Total	-	880	20,840	24,800	16,120	62,640	35	3,730	44,940	33,320	21,690	103,715
Tinged:												
3-G.M.	-	-	-	-	20	20	-	-	-	-	-	-
4-S.M.	-	-	40	-	10	50	-	-	-	-	10	10
5-M.	-	20	-	20	320	360	-	-	-	10	100	110
6-S.L.M.	-	-	-	-	50	50	-	-	-	20	170	190
7-L.M.	-	-	-	-	-	-	-	-	-	10	90	100
Total	-	20	40	20	400	480	-	-	-	40	370	410
Gray:												
3-G.M.	-	-	-	-	-	-	-	-	-	-	-	-
4-S.M.	-	-	-	-	10	30	-	-	-	-	-	-
5-M.	-	-	880	1,490	730	3,100	-	-	-	-	-	-
Total	-	-	880	1,510	740	3,130	-	-	-	-	-	-
Below Grade	-	-	20	60	-	80	-	10	20	20	100	150
All grades	385	49,611	104,020	133,020	76,205	444,039	65	29,301	114,096	67,622	46,855	1,256,939
Grade index	99.9	98.3	93.4	92.4	91.0	93.2	94.4	93.6	93.7	93.3	92.7	90.3
Staple length (inches)												
15/16 and shorter	-	-	160	100	-	280	-	10	5,300	17,720	3,000	5,790
7/8	-	20	370	480	110	980	-	20	5,460	23,140	13,680	56,220
29/32	-	30	830	690	210	1,390	-	-	2,830	9,910	8,720	27,990
15/16	-	40	1,230	2,930	1,950	6,160	-	-	8,671	33,666	24,722	15,636
31/32	-	50	6,320	5,310	6,320	14,830	58	3,700	15,300	13,500	9,030	80,694
1	-	2,650	25,610	30,640	22,060	81,150	-	2,590	12,230	6,910	2,490	29,925
1-1/32	245	23,621	66,680	55,040	29,333	193,689	-	240	2,960	2,960	1,240	25,820
1-1/16	140	15,600	43,920	26,170	12,120	98,160	-	90	3,100	310	4,800	80,000
1-3/32	-	4,070	16,230	8,340	3,640	32,170	-	-	-	80	-	1,690
1-1/8	-	730	4,400	2,080	970	8,180	-	-	-	-	-	90
1-5/32	-	1,440	1,730	710	210	4,090	-	-	-	-	-	-
1-1/4	-	870	660	460	220	2,210	-	-	-	-	-	-
1-7/32	-	30	190	160	110	480	-	-	-	-	-	-
1-1/4 and longer	-	-	180	80	60	320	-	-	-	-	-	-
All lengths	385	49,611	104,020	133,020	76,205	444,039	65	29,301	114,096	67,622	46,855	1,256,939
Average staple length (32d inches)	33.4	33.7	33.3	33.0	32.6	33.2	33.3	32.1	29.3	29.7	29.0	29.3

As reported by the Bureau of the Census, running bales, lintsters excluded.

Table 29.-- Grade and staple length of upland cotton ginned, during specified periods, by States, 1946-47-- Continued

SOUTH CAROLINA

TENNESSEE

Grade and staple length	Prior to Sept. 1		September		October		November		After Nov. 30		Total Crop		Prior to Sept. 1		September		October		November		After Nov. 30		Total Crop		
	Bales	Sales	Bales	Sales	Bales	Sales	Bales	Sales	Bales	Sales	Bales	Sales	Bales	Sales	Bales	Sales	Bales	Sales	Bales	Sales	Bales	Sales	Bales	Sales	
White:																									
3-6.M.	790	4,140	360	20	5,300	10	2,500	9,980	1,680	30	40	14,500	2,500	9,980	1,680	30	40	14,500	2,500	9,980	1,680	30	40	14,500	2,500
4-6.M.	23,471	136,066	49,901	5,136	234,509	3	15,148	147,742	67,158	5,402	223,453	15,148	147,742	67,158	5,402	223,453	15,148	147,742	67,158	5,402	223,453	15,148	147,742	67,158	5,402
5-M.	13,200	81,830	134,830	45,100	13,010	268,000	13,010	80,600	10,770	21,850	176,850	80,600	10,770	21,850	176,850	80,600	10,770	21,850	176,850	80,600	10,770	21,850	176,850	80,600	10,770
6-3.L.M.	460	3,430	27,760	29,960	19,870	1,400	60	1,400	10,770	12,390	33,400	1,400	10,770	12,390	33,400	1,400	10,770	12,390	33,400	1,400	10,770	12,390	33,400	1,400	
8-3.G.O.	30	210	830	1,360	3,710	60	30	30	10	25,210	25,290	30	30	10	25,210	25,290	30	30	10	25,210	25,290	30	30	10	
9-3.O.	10	80	20	10	70	70	25,238	216,552	161,298	97,102	600,193	25,238	216,552	161,298	97,102	600,193	25,238	216,552	161,298	97,102	600,193	25,238	216,552	161,298	
Total.	37,961	225,696	212,411	61,608	31,485	689,159	3	25,238	216,552	161,298	600,193	3	25,238	216,552	161,298	97,102	600,193	25,238	216,552	161,298	97,102	600,193	3	25,238	
Spotted:																									
3-6.M.	50	19,820	6,460	10	60	60	110	780	920	690	2,600	690	110	780	920	690	110	780	920	690	110	780	920	690	
4-6.M.	760	5,410	30,970	16,680	7,740	59,620	160	270	700	2,660	3,600	270	150	270	700	2,660	150	270	700	2,660	150	270	700	2,660	
5-M.	120	2,210	30,970	16,680	7,740	59,620	60	60	60	60	60	60	60	60	60	60	60	60	60	60	60	60	60	60	
6-3.L.M.	20	460	1,790	1,620	2,340	6,150	20	30	70	410	510	30	30	70	410	510	30	70	410	510	30	70	410		
7-L.M.	70	20	20	40	190	190	10	10	20	1,370	1,400	10	10	20	1,370	1,400	10	10	20	1,370	1,400	10	10		
Total.	890	8,220	82,600	26,600	11,750	100,060	260	1,090	1,710	8,090	8,090	260	1,090	1,710	8,090	8,090	260	1,090	1,710	8,090	8,090	260	1,090		
Tinged:																									
3-6.M.	-	-	-	-	-	-	-	-	-	-	-	-	-	-	-	-	-	-	-	-	-	-	-	-	
4-6.M.	-	-	-	-	-	-	-	-	-	-	-	-	-	-	-	-	-	-	-	-	-	-	-	-	
5-M.	-	-	-	-	-	-	-	-	-	-	-	-	-	-	-	-	-	-	-	-	-	-	-	-	
6-3.L.M.	-	-	-	-	-	-	-	-	-	-	-	-	-	-	-	-	-	-	-	-	-	-	-	-	
7-L.M.	-	-	-	-	-	-	-	-	-	-	-	-	-	-	-	-	-	-	-	-	-	-	-	-	
Total.	-	-	-	-	-	-	-	-	-	-	-	-	-	-	-	-	-	-	-	-	-	-	-	-	
Gray:																									
3-6.M.	-	-	-	-	-	-	-	-	-	-	-	-	-	-	-	-	-	-	-	-	-	-	-	-	
4-6.M.	-	-	-	-	-	-	-	-	-	-	-	-	-	-	-	-	-	-	-	-	-	-	-	-	
5-M.	-	-	-	-	-	-	-	-	-	-	-	-	-	-	-	-	-	-	-	-	-	-	-	-	
6-3.L.M.	-	-	-	-	-	-	-	-	-	-	-	-	-	-	-	-	-	-	-	-	-	-	-	-	
7-L.M.	-	-	-	-	-	-	-	-	-	-	-	-	-	-	-	-	-	-	-	-	-	-	-	-	
Total.	-	-	-	-	-	-	-	-	-	-	-	-	-	-	-	-	-	-	-	-	-	-	-	-	
Below Grade:																									
3-6.M.	30	233,326	265,081	106,328	43,563	1,609,746	3	25,518	217,662	163,178	1,609,945	3	25,518	217,662	163,178	1,609,945	3	25,518	217,662	163,178	1,609,945	3	25,518		
4-6.M.	97.5	94.3	94.3	91.6	89.5	94.9	100.0	97.8	98.5	85.5	81.1	94.0	97.8	98.5	85.5	81.1	94.0	97.8	98.5	85.5	81.1	94.0	97.8	98.5	
All grades	38,681	233,326	265,081	106,328	43,563	1,609,746	3	25,518	217,662	163,178	1,609,945	3	25,518	217,662	163,178	1,609,945	3	25,518	217,662	163,178	1,609,945	3	25,518		
Grade Index	97.5	94.3	94.3	91.6	89.5	94.9	100.0	97.8	98.5	85.5	81.1	94.0	97.8	98.5	85.5	81.1	94.0	97.8	98.5	85.5	81.1	94.0	97.8	98.5	
Staple length (inches)																									
13/16 and shorter.	40	20	70	130	40	190	40	360	1,900	1,900	340	40	360	1,900	1,900	340	40	360	1,900	1,900	340	40	360		
7/8	40	10	450	610	450	610	370	2,000	1,670	4,380	5,200	370	2,000	1,670	4,380	5,200	370	2,000	1,670	4,380	5,200	370	2,000		
29/32	20	550	2,250	3,880	7,760	6,760	920	5,370	4,990	31,370	45,240	920	5,370	4,990	31,370	45,240	920	5,370	4,990	31,370	45,240	920	5,370		
15/16	270	480	2,900	5,990	17,260	17,260	2,090	22,860	25,940	3,400	15,360	2,090	22,860	25,940	3,400	15,360	2,090	22,860	25,940	3,400	15,360	2,090	22,860		
1	24,890	45,400	36,280	19,260	131,310	131,310	4,720	59,980	68,980	33,560	84,470	4,720	59,980	68,980	33,560	84,470	4,720	59,980	68,980	33,560	84,470	4,720	59,980		
1-1/32	22,001	111,486	133,831	46,348	10,723	324,389	7,928	83,042	81,828	6,339	131,507	7,928	83,042	81,828	6,339	131,507	7,928	83,042	81,828	6,339	131,507	7,928	83,042		
1-1/16	9,790	82,370	71,430	14,910	1,410	179,910	16,800	32,650	11,990	430	60,623	16,800	32,650	11,990	430	60,623	16,800	32,650	11,990	430	60,623	16,800	32,650		
1-3/32	80	2,590	1,270	240	30	4,170	300	1,760	310	40	770	300	1,760	310	40	770	300	1,760	310	40	770	300	1,760		
1-1/8	40	700	600	310	30	1,760	60	1,490	150	60	180	60	1,490	150	60	180	60	1,490	150	60	180	60	1,490		
1-5/16	10	390	1,220	420	60	2,080	20	40	70	60	180	20	40	70	60	180	20	40	70	60	180	20	40		
1-7/32	-	-	-	-	-	-	-	-	-	-	-	-	-	-	-	-	-	-	-	-	-	-	-	-	
1-1/4 and longer	1,630	2,090	170	4,090	-	-	-	-	-	-	-	-	-	-	-	-	-	-	-	-	-	-	-	-	
All lengths	38,681	233,326	265,081	106,328	43,563	1,609,746	3	25,518	217,662	163,178	1,609,945	3	25,518	217,662	163,178	1,609,945	3	25,518	217,662	163,178	1,609,945	3	25,518		
Average staple length (32d inches)	35.1	35.4	35.2	32.7	31.9	33.1	35.0	35.7	35.4	33.1	31.5	35.0	35.7	35.4	33.1	31.5	35.0	35.7	35.4	33.1	31.5	35.0	35.7	35.4	

1/ As reported by the Bureau of the Census, running bales, linters excluded.

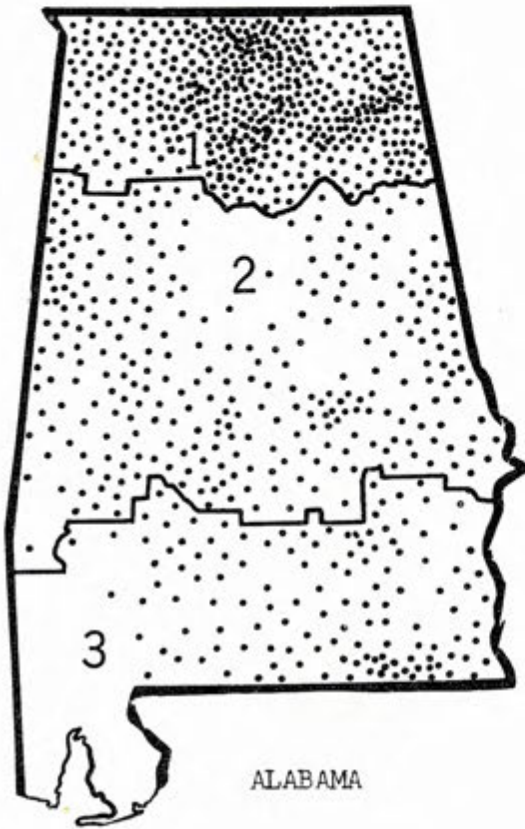
Table 30.-- Grade and staple length of upland cotton ginned, by States and districts, 1946-47

Grade and staple length	ALABAMA												ARKANSAS											
	Ginned in district			Ginned in the State			Ginned in district			Ginned in the State			Ginned in district			Ginned in the State								
	Bales	Sales	Staple length	Bales	Sales	Staple length	Bales	Sales	Staple length	Bales	Sales	Staple length	Bales	Sales	Staple length	Bales	Sales	Staple length						
White:																								
1-M.F.	-	-	-	-	-	-	-	-	-	-	-	-	-	-	-	-	-	-						
2-S.C.M.	-	-	-	-	-	-	-	-	-	-	-	-	-	-	-	-	-	-						
3-G.M.	10	140	-	-	-	150	-	-	-	-	-	1,090	-	-	-	-	-	1,590						
4-S.M.	6,320	8,820	1,410	16,560	6,600	16,860	26,980	4,700	15,240	19,240	15,240	26,980	4,700	15,240	19,240	15,240	15,240	56,820						
5-M.	222,131	69,669	32,025	323,625	37,650	323,625	29,020	29,020	122,310	122,310	122,310	29,020	29,020	122,310	122,310	122,310	122,310	426,600						
6-S.L.M.	211,420	78,680	27,710	20,621	20,621	280,838	30,678	30,678	117,767	117,767	117,767	280,838	30,678	117,767	117,767	117,767	117,767	449,401						
7-L.M.	23,660	11,340	9,400	44,800	74,900	74,900	44,800	44,800	36,570	36,570	36,570	74,900	7,080	7,080	7,080	7,080	7,080	126,680						
8-S.O.	8,260	210	350	8,850	5,290	8,850	860	860	9,480	9,480	9,480	8,850	860	9,480	9,480	9,480	9,480	94,150						
9-O.O.	920	20	80	1,020	1,490	57,350	20	2,040	60,940	60,940	60,940	57,350	20	2,040	60,940	60,940	60,940	60,940						
Total.	471,621	163,689	71,006	706,516	78,791	745,835	72,368	307,877	1,204,861	1,204,861	1,204,861	745,835	72,368	307,877	1,204,861	1,204,861	1,204,861	1,204,861						
Spotted:																								
3-O.M.	90	670	150	910	1,190	6,850	10	160	280	280	280	6,850	10	160	280	280	280	12,710						
4-S.M.	29,660	24,030	3,350	56,040	2,980	4,910	30,500	2,850	13,210	13,210	13,210	4,910	2,850	13,210	13,210	13,210	13,210	4,450						
5-M.	18,670	16,170	1,760	3,020	810	1,160	760	1,870	1,870	1,870	1,870	1,160	760	1,870	1,870	1,870	1,870	4,770						
6-S.L.M.	1,860	960	210	2,860	740	2,910	160	960	960	960	960	2,910	160	960	960	960	960	3,540						
7-L.M.	2,610	50	-	93,330	6,730	14,400	5,980	9,250	35,340	35,340	35,340	6,730	5,980	9,250	35,340	35,340	35,340	35,340						
Total.	46,980	40,680	5,470	93,330	6,730	14,400	5,980	9,250	35,340	35,340	35,340	6,730	5,980	9,250	35,340	35,340	35,340	35,340						
Tinged:																								
3-O.M.	-	-	-	-	-	-	-	-	-	-	-	-	-	-	-	-	-	-						
4-S.M.	-	-	-	-	-	-	-	-	-	-	-	-	-	-	-	-	-	-						
5-M.	10	-	10	-	-	-	-	-	-	-	-	-	-	-	-	-	-	-						
6-S.L.M.	-	-	-	-	-	-	-	-	-	-	-	-	-	-	-	-	-	-						
7-L.M.	30	-	30	-	-	-	-	-	-	-	-	-	-	-	-	-	-	-						
Total.	40	-	40	-	-	-	-	-	-	-	-	-	-	-	-	-	-	-						
Grey:																								
3-O.M.	-	-	-	-	-	-	-	-	-	-	-	-	-	-	-	-	-	-						
4-S.M.	20	190	80	290	-	-	810	10	1,090	1,090	1,090	-	-	-	-	-	-	-						
5-M.	820	1,910	800	3,220	120	8,250	330	3,240	12,040	12,040	12,040	3,220	330	3,240	3,240	3,240	3,240	12,040						
Total.	840	2,100	880	3,520	120	9,160	340	3,510	13,130	13,130	13,130	3,520	340	3,510	3,510	3,510	3,510	13,130						
Below Grade.	120	-	20	140	80	3,850	10	60	4,000	4,000	4,000	3,850	10	60	4,000	4,000	4,000	4,000						
All grades.	619,301	206,669	77,375	803,545	84,801	773,245	78,668	320,707	1,257,451	1,257,451	1,257,451	773,245	78,668	320,707	1,257,451	1,257,451	1,257,451	1,257,451						
Grade index.	96.0	95.3	95.5	95.1	94.8	91.6	95.7	95.0	93.0	93.0	93.0	95.1	94.8	95.7	95.0	95.0	95.0	93.0						
Staple length (inches)																								
15/16 and shorter.	160	80	20	260	2,420	120	760	-	5,300	5,300	5,300	2,420	760	5,300	5,300	5,300	5,300	5,300						
7/8.	3,490	860	110	4,460	11,430	6,840	3,460	360	22,080	22,080	22,080	6,840	3,460	22,080	22,080	22,080	22,080	22,080						
29/32.	2,790	740	270	3,800	8,000	2,240	1,700	170	12,900	12,900	12,900	8,000	2,240	12,900	12,900	12,900	12,900	12,900						
15/16.	17,260	7,430	2,170	26,860	8,600	41,130	3,200	3,870	54,910	54,910	54,910	8,600	3,200	54,910	54,910	54,910	54,910	54,910						
31/32.	41,860	15,420	4,470	61,740	7,890	16,230	2,700	2,780	29,780	29,780	29,780	7,890	2,700	29,780	29,780	29,780	29,780	29,780						
1.	237,810	78,020	27,920	337,760	15,990	95,830	11,300	19,170	142,250	142,250	142,250	15,990	11,300	142,250	142,250	142,250	142,250	142,250						
1-1/32.	195,011	89,639	31,445	216,095	20,290	177,800	24,400	95,040	95,040	95,040	95,040	20,290	24,400	95,040	95,040	95,040	95,040	95,040						
1-1/16.	18,220	18,640	10,320	47,080	9,111	202,405	24,448	151,667	467,631	467,631	467,631	9,111	24,448	151,667	467,631	467,631	467,631	467,631						
1-1/8.	850	1,110	600	2,140	940	121,990	5,400	40,590	158,920	158,920	158,920	940	5,400	40,590	158,920	158,920	158,920	158,920						
1-1/4.	720	220	30	970	30	22,230	390	6,310	27,960	27,960	27,960	30	390	6,310	27,960	27,960	27,960	27,960						
1-3/8.	960	270	40	1,260	-	5,470	60	740	4,260	4,260	4,260	40	60	740	740	740	740	4,260						
1-3/16.	1,370	560	50	1,770	-	820	80	1,170	2,120	2,120	2,120	50	80	1,170	1,170	1,170	1,170	2,120						
1-7/32.	1,060	180	20	1,190	-	470	90	1,060	1,060	1,060	1,060	20	90	1,060	1,060	1,060	1,060	1,060						
1-1/4 and longer.	130	20	-	150	-	2,650	40	220	5,110	5,110	5,110	-	40	220	220	220	220	5,110						
All lengths.	619,301	206,669	77,375	803,545	84,801	773,245	78,668	320,707	1,257,451	1,257,451	1,257,451	84,801	78,668	320,707	1,257,451	1,257,451	1,257,451	1,257,451						
Average staple length (324 inches).	32.3	32.5	32.6	32.4	31.2	33.4	32.7	33.7	33.3	33.3	33.3	32.4	31.2	33.4	32.7	33.7	33.7	33.3						

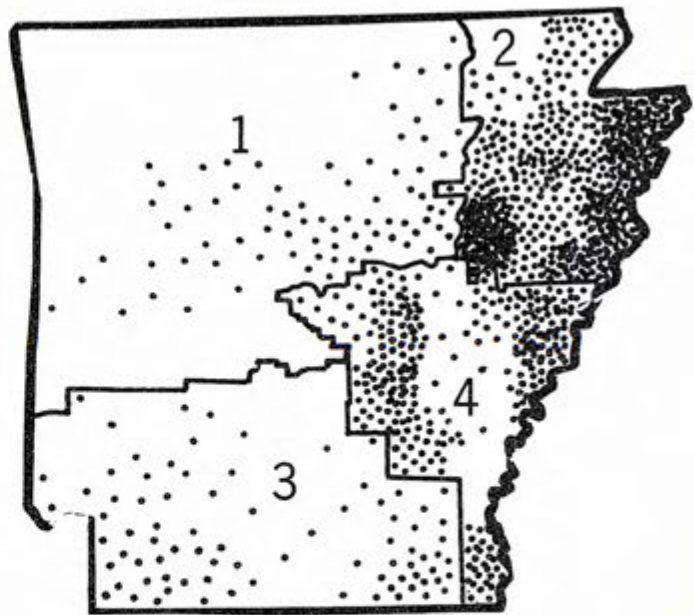
1/ As reported by the Bureau of the Census, running bales, lintars excluded.

COTTON PRODUCTION IN ALABAMA AND ARKANSAS,

BY DISTRICTS, 1945-46



Each dot represents 1,000 bales.



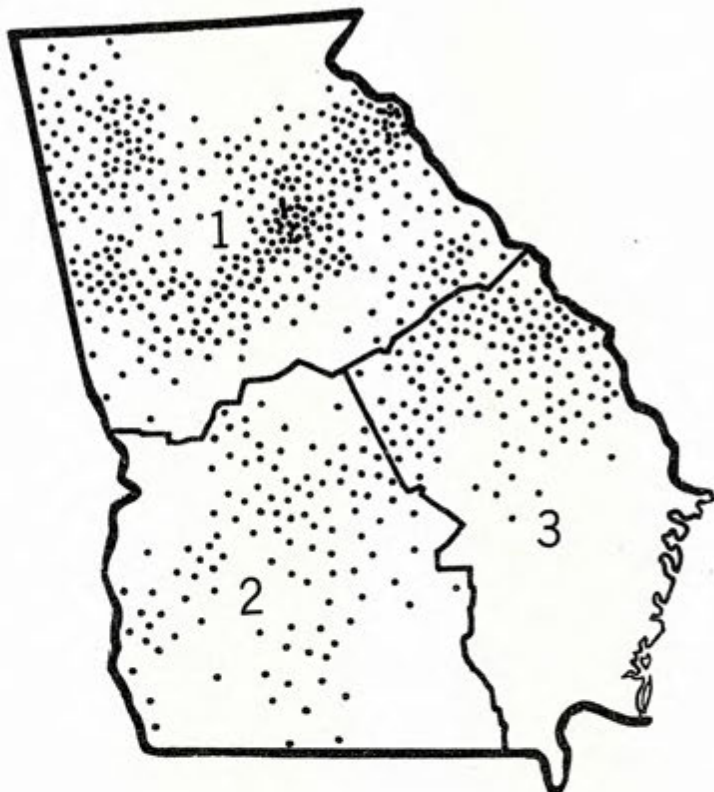
Each dot represents 1,000 bales

Table 30.-- Grade and staple length of upland cotton ginned, by States and districts, 1946-47 - Continued

Grade and staple length	GEORGIA												LOUISIANA											
	Ginned in district			Ginned in the State			Ginned in district			Ginned in the State			Ginned in district			Ginned in the State								
	Bales	1	2	Bales	1	2	Bales	1	2	Bales	1	2	Bales	1	2	Bales	1	2						
White:																								
1-M.F.	-	-	-	-	-	-	-	-	-	-	-	-	-	-	-	-	-	-	-	-	-	-	-	-
2-3-0.M.	-	-	-	-	-	-	-	-	-	-	-	-	-	-	-	-	-	-	-	-	-	-	-	-
3-0.M.	-	-	-	-	-	-	-	-	-	-	-	-	-	-	-	-	-	-	-	-	-	-	-	-
4-0.M.	-	-	-	-	-	-	-	-	-	-	-	-	-	-	-	-	-	-	-	-	-	-	-	-
5-M.	1,130	1,760	600	600	600	600	120	120	120	120	120	120	120	120	120	120	120	120	120	120	120	120	120	120
6-S.L.M.	18,550	14,770	14,770	14,770	14,770	14,770	12,670	12,670	12,670	12,670	12,670	12,670	12,670	12,670	12,670	12,670	12,670	12,670	12,670	12,670	12,670	12,670	12,670	12,670
7-L.M.	58,950	37,110	37,110	37,110	37,110	37,110	35,913	35,913	35,913	35,913	35,913	35,913	35,913	35,913	35,913	35,913	35,913	35,913	35,913	35,913	35,913	35,913	35,913	35,913
8-S.O.	182,565	32,174	32,174	32,174	32,174	32,174	45,350	45,350	45,350	45,350	45,350	45,350	45,350	45,350	45,350	45,350	45,350	45,350	45,350	45,350	45,350	45,350	45,350	45,350
9-0.O.	14,460	750	750	750	750	750	1,210	1,210	1,210	1,210	1,210	1,210	1,210	1,210	1,210	1,210	1,210	1,210	1,210	1,210	1,210	1,210	1,210	1,210
Total	210,695	64,644	107,095	382,342	56,523	16,964	56,523	16,964	85,945	62,490	221,922													
Spotted:																								
3-0.M.	90	40	60	60	60	60	70	70	70	70	70	70	70	70	70	70	70	70	70	70	70	70	70	70
4-0.M.	71,350	6,940	11,910	69,780	2,950	1,650	1,070	600	9,000	2,400	13,160													
5-M.	58,310	8,150	8,660	75,120	1,650	1,160	1,270	1,650	1,160	1,160	7,930													
6-S.L.M.	3,650	550	340	4,520	120	170	1,100	240	240	170	1,680													
7-L.M.	370	100	10	480	20	10	300	20	20	10	440													
Total	133,750	15,340	21,550	170,640	5,500	2,100	5,500	2,100	11,360	4,190	23,150													
Tinged:																								
3-0.M.	-	-	-	-	-	-	-	-	-	-	-	-	-	-	-	-	-	-	-	-	-	-	-	-
4-0.M.	40	-	-	40	-	-	-	-	-	-	-	-	-	-	-	-	-	-	-	-	-	-	-	-
5-M.	110	-	-	110	-	-	-	-	-	-	-	-	-	-	-	-	-	-	-	-	-	-	-	-
6-S.L.M.	50	-	-	50	-	-	-	-	-	-	-	-	-	-	-	-	-	-	-	-	-	-	-	-
7-L.M.	-	-	-	-	-	-	-	-	-	-	-	-	-	-	-	-	-	-	-	-	-	-	-	-
Total	230	-	-	230	-	-	-	-	-	-	-	-	-	-	-	-	-	-	-	-	-	-	-	-
Gray:																								
3-0.M.	-	-	-	-	-	-	-	-	-	-	-	-	-	-	-	-	-	-	-	-	-	-	-	-
4-0.M.	-	-	-	-	-	-	-	-	-	-	-	-	-	-	-	-	-	-	-	-	-	-	-	-
5-M.	-	-	-	-	-	-	-	-	-	-	-	-	-	-	-	-	-	-	-	-	-	-	-	-
Total	230	-	-	230	-	-	-	-	-	-	-	-	-	-	-	-	-	-	-	-	-	-	-	-
Below Grade	30	40	20	90	20	20	20	20	20	20	20	20	20	20	20	20	20	20	20	20	20	20	20	20
All Grades	344,685	80,034	128,669	1,553,322	62,023	19,084	98,995	66,680	1,246,722															
Grade index	95.6	94.4	95.8	95.5	93.7	94.5	96.8	96.6	95.8															
Staple length (inches)																								
13/16 and shorter	70	80	160	640	10	30	30	30	30	30	30	30	30	30	30	30	30	30	30	30	30	30	30	30
7/8	1,040	130	1,270	2,440	10	40	40	40	40	40	40	40	40	40	40	40	40	40	40	40	40	40	40	40
29/32	1,410	450	970	2,850	20	20	20	20	20	20	20	20	20	20	20	20	20	20	20	20	20	20	20	20
15/16	8,850	4,040	3,400	16,270	30	30	30	30	30	30	30	30	30	30	30	30	30	30	30	30	30	30	30	30
1	15,990	11,590	11,590	71,850	770	770	770	770	770	770	770	770	770	770	770	770	770	770	770	770	770	770	770	770
1-1/32	154,695	37,294	57,943	249,812	1,090	1,090	1,090	1,090	1,090	1,090	1,090	1,090	1,090	1,090	1,090	1,090	1,090	1,090	1,090	1,090	1,090	1,090	1,090	1,090
1-1/16	169,060	21,060	40,560	170,680	31,893	9,124	32,525	32,525	32,525	32,525	32,525	32,525	32,525	32,525	32,525	32,525	32,525	32,525	32,525	32,525	32,525	32,525	32,525	32,525
1-1/8	20,150	2,460	4,060	33,790	39,560	2,760	53,130	53,130	53,130	53,130	53,130	53,130	53,130	53,130	53,130	53,130	53,130	53,130	53,130	53,130	53,130	53,130	53,130	53,130
1-3/32	2,650	190	400	3,450	6,480	290	6,480	6,480	6,480	6,480	6,480	6,480	6,480	6,480	6,480	6,480	6,480	6,480	6,480	6,480	6,480	6,480	6,480	6,480
1-1/4	40	20	200	880	20	50	2,690	2,690	2,690	2,690	2,690	2,690	2,690	2,690	2,690	2,690	2,690	2,690	2,690	2,690	2,690	2,690	2,690	2,690
1-5/32	110	50	180	290	60	60	60	60	60	60	60	60	60	60	60	60	60	60	60	60	60	60	60	60
1-1/2	50	50	260	360	90	90	90	90	90	90	90	90	90	90	90	90	90	90	90	90	90	90	90	90
1-7/32	10	20	60	180	20	20	20	20	20	20	20	20	20	20	20	20	20	20	20	20	20	20	20	20
1-1/4 and longer	-	10	60	70	-	-	-	-	-	-	-	-	-	-	-	-	-	-	-	-	-	-	-	-
All lengths	344,685	80,034	128,669	1,553,322	62,023	19,084	98,995	66,680	1,246,722															
Average staple length (1/32 inches)	32.5	32.0	32.3	32.2	33.8	32.6	33.5	33.1	33.4															

2/ As reported by the Bureau of the Census, running bales, linters excluded.

COTTON PRODUCTION IN GEORGIA AND LOUISIANA,
BY DISTRICTS, 1945-46



GEORGIA

Each dot represents 1,000 bales



LOUISIANA

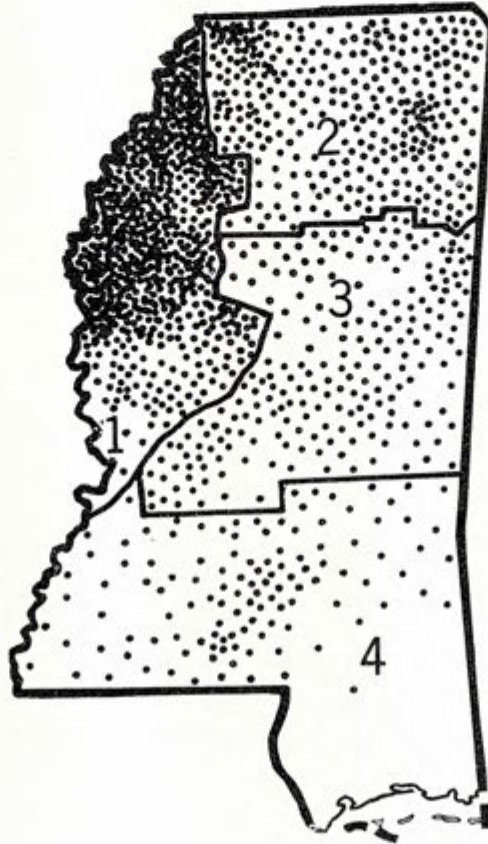
Each dot represents 1,000 bales

Table 30.-- Grade and staple length of upland cotton ginned, by States and districts, 1946-47 - Continued

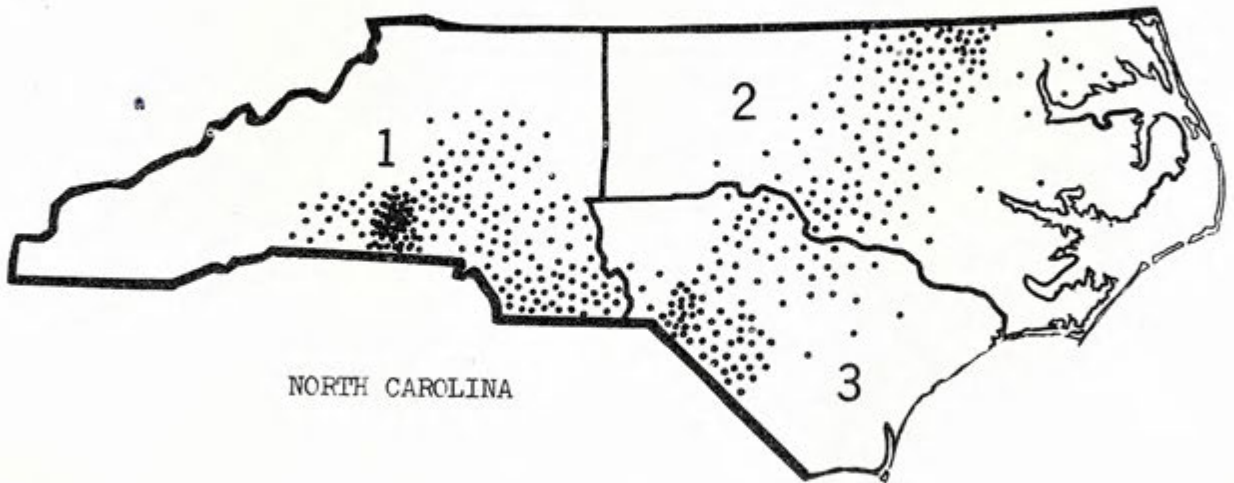
Grade and staple length	MISSISSIPPI												NORTH CAROLINA											
	Ginned in district			Ginned in the State			Ginned in the district			Ginned in the State			Ginned in the district			Ginned in the State								
	Bales	Sales	Index	Bales	Sales	Index	Bales	Sales	Index	Bales	Sales	Index	Bales	Sales	Index	Bales	Sales	Index						
Whites:																								
1-M.F.	-	-	-	-	-	-	-	-	-	-	-	-	-	-	-	-	-	-						
2-S.O.M.	140	-	-	-	140	-	-	-	-	-	-	-	-	-	-	-	-	-						
3-G.M.	6,290	-	-	600	7,220	-	-	-	-	-	-	-	-	-	-	-	-	-						
4-S.M.	72,430	9,310	240	9,310	2,750	10	10	10	10	10	10	10	10	10	10	10	10	10						
5-M.	215,205	104,701	45,959	22,217	385,152	34,410	580	580	580	580	580	580	580	580	580	580	580	580						
6-S.L.M.	284,010	91,600	48,590	30,120	454,500	91,972	1,140	1,140	1,140	1,140	1,140	1,140	1,140	1,140	1,140	1,140	1,140	1,140						
7-L.M.	87,500	8,490	2,090	3,490	17,890	17,890	25,280	25,280	25,280	25,280	25,280	25,280	25,280	25,280	25,280	25,280	25,280	25,280						
8-S.O.O.	9,190	1,820	40	80	11,130	2,060	1,000	1,000	1,000	1,000	1,000	1,000	1,000	1,000	1,000	1,000	1,000	1,000						
9-O.O.	1,270	1,590	10	-	2,860	30	70	70	70	70	70	70	70	70	70	70	70	70						
Total	656,215	222,121	105,539	55,677	1,015,552	150,972	118,142	108,695	377,709															
Spotted:																								
3-O.M.	10	-	-	-	10	-	-	-	-	-	-	-	-	-	-	-	-	-						
4-S.L.	1,020	2,730	5,300	2,810	11,940	160	160	160	160	160	160	160	160	160	160	160	160	160						
5-M.	750	1,670	840	1,850	5,310	31,750	4,910	4,910	4,910	4,910	4,910	4,910	4,910	4,910	4,910	4,910	4,910	4,910						
6-S.L.M.	210	150	30	180	-	4,480	570	570	570	570	570	570	570	570	570	570	570	570						
7-L.M.	220	50	-	270	270	510	70	70	70	70	70	70	70	70	70	70	70	70						
Total	2,200	4,810	6,250	4,840	18,100	61,510	6,530	4,600	65,640															
Tinged:																								
3-G.M.	-	-	-	-	-	-	-	-	-	-	-	-	-	-	-	-	-	-						
4-S.L.	-	-	-	-	-	-	-	-	-	-	-	-	-	-	-	-	-	-						
5-M.	-	-	-	-	-	-	-	-	-	-	-	-	-	-	-	-	-	-						
6-S.L.M.	-	-	-	-	-	-	-	-	-	-	-	-	-	-	-	-	-	-						
7-L.M.	-	-	-	-	-	-	-	-	-	-	-	-	-	-	-	-	-	-						
Total	-	-	-	-	-	-	-	-	-	-	-	-	-	-	-	-	-	-						
Grey:																								
3-O.M.	10	-	-	-	10	-	-	-	-	-	-	-	-	-	-	-	-	-						
4-S.M.	1,680	20	10	-	1,610	10	10	10	10	10	10	10	10	10	10	10	10	10						
5-M.	1,390	130	-	-	1,520	360	1,260	1,490	3,100															
Total	2,980	150	10	-	3,140	370	1,270	1,490	3,130															
Below Grade	50	10	-	-	60	80	-	-	80															
All grades	631,445	227,021	112,599	65,517	1,034,652	203,292	125,972	114,795	444,039															
Grade index	82.4	96.8	97.4	96.2	96.5	94.1	92.5	92.4	93.2															
Staple length (Inches)																								
13/16 and shorter	-	10	-	-	10	-	-	-	-	-	-	-	-	-	-	-	-	-						
7/8	-	590	10	100	690	10	10	10	270	280														
29/32	20	1,090	20	90	1,220	20	20	20	960	960	20	20	20	20	20	20	20	20						
15/16	30	5,000	30	160	5,210	20	160	160	1,310	30	30	30	30	30	30	30	30	30						
31/32	80	3,100	50	80	3,310	80	3,300	3,780	5,280	370	500	500	500	500	500	500	500	500						
1	1,950	23,730	1,850	4,490	32,020	35,440	22,510	23,200	32,000	2,730	14,830	14,830	14,830	14,830	14,830	14,830	14,830	14,830						
1-1/32	33,950	73,280	43,310	32,550	183,060	77,432	56,412	59,796	81,150	23,200	81,150	81,150	81,150	81,150	81,150	81,150	81,150	81,150						
1-1/16	279,958	90,741	50,779	22,457	443,902	43,560	31,320	23,270	99,150	135,659	99,150	99,150	99,150	99,150	99,150	99,150	99,150	99,150						
1-3/32	225,210	25,250	11,390	2,940	264,790	17,660	9,890	4,430	32,170	32,170	32,170	32,170	32,170	32,170	32,170	32,170	32,170	32,170						
1-1/8	64,580	3,660	2,410	270	70,920	5,390	2,150	1,110	4,690	4,690	4,690	4,690	4,690	4,690	4,690	4,690	4,690	4,690						
1-5/16	13,580	430	600	170	14,580	340	160	80	2,210	2,210	2,210	2,210	2,210	2,210	2,210	2,210	2,210	2,210						
1-3/8	5,680	40	210	50	6,080	160	80	40	480	480	480	480	480	480	480	480	480	480						
1-7/16	2,980	40	500	80	3,410	440	10	50	200	200	200	200	200	200	200	200	200	200						
1-1/4 and longer	3,590	140	750	80	4,500	320	-	-	320	-	-	-	-	-	-	-	-	-						
All lengths	631,445	227,021	112,599	65,517	1,034,652	203,292	125,972	114,795	444,039															
Average staple length (32d inches)	54.7	33.5	33.6	33.4	34.2	33.2	33.2	33.0	33.2															

1/ As reported by the Bureau of the Census, running bales, lintsters excluded.

COTTON PRODUCTION IN MISSISSIPPI AND NORTH CAROLINA,
BY DISTRICTS, 1945-46



MISSISSIPPI



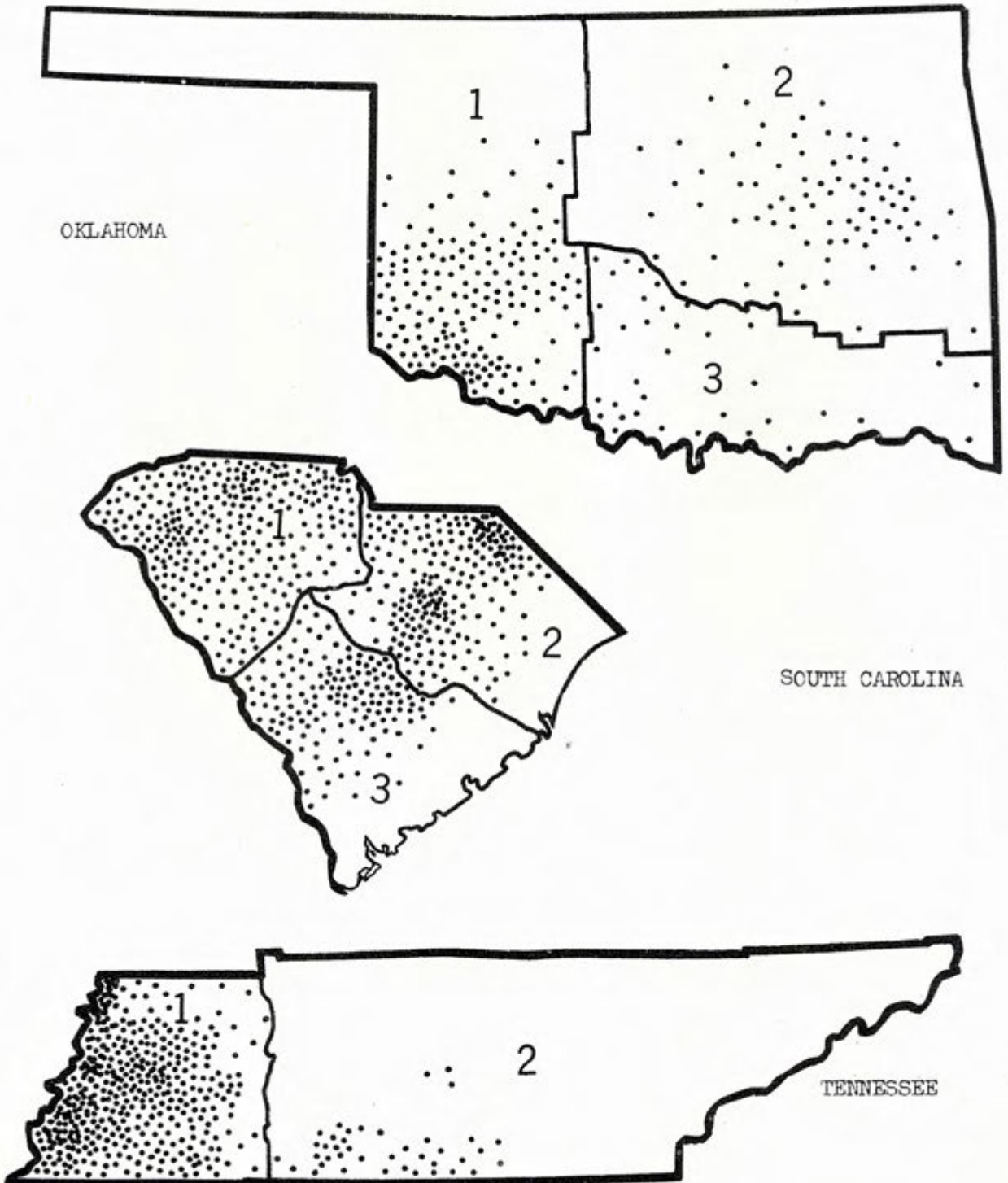
NORTH CAROLINA

Each dot represents 1,000 bales

Table 50. -- Grade and staple length of upland cotton ginned by States and Districts, 1946-47 - Continued

Grade and staple length	GEORGIA										SOUTH CAROLINA										TENNESSEE									
	Ginned in district			Ginned in the State			Ginned in district			Ginned in the State			Ginned in district			Ginned in the State			Ginned in district			Ginned in the State								
	Sales	Bales	Staple length (inches)	Sales	Bales	Staple length (inches)	Sales	Bales	Staple length (inches)	Sales	Bales	Staple length (inches)	Sales	Bales	Staple length (inches)	Sales	Bales	Staple length (inches)	Sales	Bales	Staple length (inches)	Sales	Bales	Staple length (inches)						
White:																														
1-M.F.	-	-	-	-	-	-	-	-	-	-	-	-	-	-	-	-	-	-	-	-	-	-	-	-	-					
2-0.0.M.	-	-	-	-	-	-	-	-	-	-	-	-	-	-	-	-	-	-	-	-	-	-	-	-	-					
3-0.M.	-	-	-	-	-	-	-	-	-	-	-	-	-	-	-	-	-	-	-	-	-	-	-	-	-					
4-0.M.	130	60	370	6,110	120	5,640	1,640	1,640	5,300	13,270	1,000	40	40	14,300	14,300	14,300	14,300	14,300	14,300	14,300	14,300	14,300	14,300	14,300	14,300					
5-M.	2,170	22,870	6,770	31,610	43,454	101,437	69,618	214,609	200,968	225,468	225,468	225,468	225,468	225,468	225,468	225,468	225,468	225,468	225,468	225,468	225,468	225,468	225,468	225,468	225,468					
6-M.	29,630	8,900	7,180	59,010	116,890	107,870	65,040	289,000	186,000	186,000	186,000	186,000	186,000	186,000	186,000	186,000	186,000	186,000	186,000	186,000	186,000	186,000	186,000	186,000	186,000					
7-L.M.	33,305	10,660	10,749	54,614	24,310	39,220	15,040	77,870	23,050	23,050	23,050	23,050	23,050	23,050	23,050	23,050	23,050	23,050	23,050	23,050	23,050	23,050	23,050	23,050	23,050					
8-0.0.	6,870	9,640	3,710	19,320	820	1,900	990	5,710	32,830	870	55,400	55,400	55,400	55,400	55,400	55,400	55,400	55,400	55,400	55,400	55,400	55,400	55,400	55,400	55,400					
9-0.0.	540	400	320	1,150	-	60	20	25,240	40	25,240	40	25,240	40	25,240	40	25,240	40	25,240	40	25,240	40	25,240	40	25,240	40					
Total.	67,645	86,320	29,089	182,664	189,094	282,717	147,548	609,159	480,465	49,728	800,193	800,193	800,193	800,193	800,193	800,193	800,193	800,193	800,193	800,193	800,193	800,193	800,193	800,193	800,193					
Spotted:																														
3-0.M.	130	400	20	600	10	60	-	60	-	-	-	-	-	-	-	-	-	-	-	-	-	-	-	-	-					
4-0.M.	12,050	7,370	2,170	21,500	28,340	5,060	-	54,040	1,200	1,200	2,800	2,800	2,800	2,800	2,800	2,800	2,800	2,800	2,800	2,800	2,800	2,800	2,800	2,800	2,800					
5-M.	54,590	5,840	7,098	46,128	80,900	5,640	3,060	59,620	1,160	2,520	3,600	3,600	3,600	3,600	3,600	3,600	3,600	3,600	3,600	3,600	3,600	3,600	3,600	3,600	3,600					
6-0.L.M.	19,810	4,720	5,640	29,870	5,700	850	100	6,150	280	230	1,400	1,400	1,400	1,400	1,400	1,400	1,400	1,400	1,400	1,400	1,400	1,400	1,400	1,400	1,400					
7-L.M.	1,740	1,180	700	3,420	170	20	-	1,900	1,500	130	1,400	1,400	1,400	1,400	1,400	1,400	1,400	1,400	1,400	1,400	1,400	1,400	1,400	1,400	1,400					
Total.	67,830	19,460	16,428	103,715	86,120	11,110	6,820	100,080	5,940	4,180	8,090	8,090	8,090	8,090	8,090	8,090	8,090	8,090	8,090	8,090	8,090	8,090	8,090	8,090	8,090					
Tagged:																														
3-0.M.	-	-	-	-	-	-	-	-	-	-	-	-	-	-	-	-	-	-	-	-	-	-	-	-	-					
4-0.M.	10	-	-	10	70	-	-	70	-	-	-	-	-	-	-	-	-	-	-	-	-	-	-	-	-					
5-M.	100	10	-	110	110	20	-	130	-	-	-	-	-	-	-	-	-	-	-	-	-	-	-	-	-					
6-0.L.M.	160	10	-	190	20	-	-	20	-	-	-	-	-	-	-	-	-	-	-	-	-	-	-	-	-					
7-L.M.	60	60	-	100	-	-	-	-	-	-	-	-	-	-	-	-	-	-	-	-	-	-	-	-	-					
Total.	340	70	-	410	200	20	-	220	-	-	-	-	-	-	-	-	-	-	-	-	-	-	-	-	-					
Stained:																														
3-0.M.	-	-	-	-	-	-	-	-	-	-	-	-	-	-	-	-	-	-	-	-	-	-	-	-	-					
4-0.M.	-	-	-	-	-	-	-	-	-	-	-	-	-	-	-	-	-	-	-	-	-	-	-	-	-					
5-M.	-	-	-	-	-	-	-	-	-	-	-	-	-	-	-	-	-	-	-	-	-	-	-	-	-					
Total.	-	-	-	-	-	-	-	-	-	-	-	-	-	-	-	-	-	-	-	-	-	-	-	-	-					
Gray:																														
3-0.M.	-	-	-	-	-	-	-	-	-	-	-	-	-	-	-	-	-	-	-	-	-	-	-	-	-					
4-0.M.	-	-	-	-	-	-	-	-	-	-	-	-	-	-	-	-	-	-	-	-	-	-	-	-	-					
5-M.	-	-	-	-	-	-	-	-	-	-	-	-	-	-	-	-	-	-	-	-	-	-	-	-	-					
Total.	-	-	-	-	-	-	-	-	-	-	-	-	-	-	-	-	-	-	-	-	-	-	-	-	-					
Below Grade.	120	20	10	180	80	10	-	60	1,060	10	1,060	1,060	1,060	1,060	1,060	1,060	1,060	1,060	1,060	1,060	1,060	1,060	1,060	1,060	1,060					
All Grades.	135,236	76,470	44,634	1/ 266,839	271,464	284,107	154,178	1/ 689,749	466,038	83,008	1/ 809,945	809,945	809,945	809,945	809,945	809,945	809,945	809,945	809,945	809,945	809,945	809,945	809,945	809,945	809,945					
Grade index.	89.3	92.5	89.2	90.3	94.1	95.0	94.0	94.9	93.7	94.1	94.0	94.0	94.0	94.0	94.0	94.0	94.0	94.0	94.0	94.0	94.0	94.0	94.0	94.0	94.0					
Staple length (inches)																														
1 1/16 and shorter.	22,650	1,630	7,660	31,820	10	40	80	130	6,140	270	840	840	840	840	840	840	840	840	840	840	840	840	840	840	840					
7/8.	39,600	6,140	6,680	56,220	10	60	60	610	2,060	2,060	2,060	2,060	2,060	2,060	2,060	2,060	2,060	2,060	2,060	2,060	2,060	2,060	2,060	2,060	2,060					
25/32.	16,740	7,720	3,820	27,990	530	20	600	6,760	35,060	6,890	42,240	42,240	42,240	42,240	42,240	42,240	42,240	42,240	42,240	42,240	42,240	42,240	42,240	42,240	42,240					
15/16.	37,896	29,460	13,619	80,954	6,110	440	800	6,850	35,060	4,360	42,240	42,240	42,240	42,240	42,240	42,240	42,240	42,240	42,240	42,240	42,240	42,240	42,240	42,240	42,240					
1.	10,420	13,960	6,548	31,928	11,640	2,320	3,200	17,260	11,000	16,360	16,360	16,360	16,360	16,360	16,360	16,360	16,360	16,360	16,360	16,360	16,360	16,360	16,360	16,360	16,360					
1 1/8.	7,650	11,600	4,890	25,970	64,350	39,680	29,400	137,310	71,140	13,330	84,470	84,470	84,470	84,470	84,470	84,470	84,470	84,470	84,470	84,470	84,470	84,470	84,470	84,470	84,470					
1 1/4.	1,210	2,840	780	4,800	121,874	121,827	60,688	324,889	126,876	16,128	142,012	142,012	142,012	142,012	142,012	142,012	142,012	142,012	142,012	142,012	142,012	142,012	142,012	142,012	142,012					
1 1/8.	200	1,230	1,660	68,610	78,850	58,470	179,910	143,890	7,800	181,490	181,490	181,490	181,490	181,490	181,490	181,490	181,490	181,490	181,490	181,490	181,490	181,490	181,490	181,490	181,490					
1 1/8.	10	60	20	90	3,930	9,320	2,650	15,800	49,600	1,030	60,630	60,630	60,630	60,630	60,630	60,630	60,630	60,630	60,630	60,630	60,630	60,630	60,630	60,630	60,630					
1 1/8.	-	-	-	-	870	3,240	340	4,170	6,830	1,70	6,900	6,900	6,900	6,900	6,900	6,900	6,900	6,900	6,900	6,900	6,900	6,900	6,900	6,900	6,900					
1 1/8.	-	-	-	-	90	1,400	270	1,760	1,770</																					

COTTON PRODUCTION IN OKLAHOMA, SOUTH CAROLINA,
AND TENNESSEE, BY DISTRICTS, 1945-46



Each dot represents 1,000 bales

Table 30.-- Grade and staple length of upland cotton ginned by States and districts, 1946-47 - Continued

Grade and staple length	TEXAS									
	Ginned in district									
	1	2	3	4	5	6	7	8	9	10
Extra white:	Bales	Bales	Bales	Bales	Bales	Bales	Bales	Bales	Bales	Bales
3-0-M.	-	-	-	-	-	2,242	-	-	-	2,242
4-0-M.	-	-	-	-	-	39,605	-	-	-	39,605
5-M.	-	-	-	-	-	47,424	-	-	-	47,424
6-2-L.M.	-	-	-	-	-	9,409	-	-	-	9,409
7-L.M.	-	-	-	-	-	1,057	-	-	-	1,057
8-2-S.O.	-	-	-	-	-	374	-	-	-	374
9-S.O.	-	-	-	-	-	155	-	-	-	155
Total.	-	-	-	-	-	100,966	-	-	-	100,966
White:	Bales	Bales	Bales	Bales	Bales	Bales	Bales	Bales	Bales	Bales
1-M.F.	-	-	-	-	-	-	-	-	-	-
2-0-O.M.	-	-	-	60	-	-	-	-	-	-
3-0-M.	80	180	10	4,980	40	-	-	890	10	2,270
4-0-M.	5,740	6,800	190	51,240	4,720	700	19,020	2,360	60,490	8,450
5-M.	11,780	29,805	878	165,717	20,648	4,894	65,477	12,607	101,054	149,780
6-2-L.M.	49,080	78,370	2,450	129,940	28,580	5,230	54,580	9,790	47,790	402,970
7-L.M.	83,170	57,650	4,170	55,260	10,670	1,880	20,770	7,740	12,220	201,510
8-2-S.O.	9,130	5,860	170	20,790	3,480	280	9,170	5,090	2,800	84,990
9-S.O.	2,550	890	30	1,220	600	-	1,680	280	5,690	8,690
Total.	129,250	164,815	7,708	454,207	78,566	7	12,654	172,847	257,004	1,245,683
Spotted:	Bales	Bales	Bales	Bales	Bales	Bales	Bales	Bales	Bales	Bales
4-2-M.	680	880	10	1,660	230	185	10	70	50	5,725
5-M.	12,380	31,120	910	27,460	4,840	1,185	710	3,050	640	81,248
6-2-L.M.	45,070	69,710	2,400	15,480	2,810	1,228	480	2,860	1,110	128,148
6-5-L.M.	28,080	17,970	710	2,790	1,280	685	880	3,130	-	50,445
7-L.M.	15,250	1,440	180	940	230	1,157	120	260	250	17,947
Total.	96,460	110,120	4,200	46,220	9,280	4,268	1,280	6,980	3,080	281,428
Tinged:	Bales	Bales	Bales	Bales	Bales	Bales	Bales	Bales	Bales	Bales
2-0-M.	70	10	-	-	-	-	-	-	-	-
3-M.	800	800	-	-	-	29	-	-	-	80
4-2-L.M.	990	180	-	50	-	11	-	-	-	700
7-L.M.	740	70	-	30	-	2	-	-	-	1,221
Total.	2,190	860	-	60	-	42	-	-	-	2,862
Gray:	Bales	Bales	Bales	Bales	Bales	Bales	Bales	Bales	Bales	Bales
4-2-M.	50	50	-	20	-	124	-	-	-	124
5-M.	80	40	-	10	-	45	-	20	10	183
Total.	70	70	-	30	-	272	-	20	20	482
Below Grade.	2,010	210	-	30	54	-	40	410	-	2,754
All grades.	219,870	265,773	11,958	469,617	87,856	105,629	15,914	179,377	42,427	257,644
Grade index.	88.7	92.3	90.3	95.6	94.7	100.2	95.1	95.2	90.5	93.7
Staple length (inches)	Bales	Bales	Bales	Bales	Bales	Bales	Bales	Bales	Bales	Bales
1 1/16 and shorter.	65,680	50,280	2,470	1,420	330	695	1,190	110	80	220
7/8.	82,860	109,530	4,860	24,890	1,820	860	5,310	8,290	1,410	910
29/32.	25,460	50,040	2,460	103,710	4,980	47	2,780	11,850	760	2,220
1 1/8.	23,600	39,465	1,828	226,727	1,275	1,627	2,604	35,077	4,437	6,514
31/32.	6,030	10,140	230	79,370	21,650	694	5,900	33,870	5,000	6,340
1.	6,810	4,870	90	17,600	18,790	2,644	480	36,430	13,470	29,160
1-1/32.	3,410	1,420	20	5,470	12,280	5,096	30	39,590	13,480	74,030
1-1/16.	1,230	210	-	880	6,820	19,244	10	12,330	2,750	78,640
1-1/8.	280	40	-	190	1,110	3,940	-	210	28,090	74,700
1-1/4.	30	30	-	30	190	1,030	-	40	5,190	14,290
1-3/8.	30	-	-	30	20	1,631	-	10	110	2,021
1-7/8.	-	-	-	-	-	1,026	-	-	-	708
1-3/4 and longer.	-	-	-	-	-	709	-	-	-	708
All lengths.	219,870	265,773	11,958	469,617	87,856	105,629	15,914	179,377	42,427	257,644
Average staple length (304 lines).	28.1	29.3	28.2	30.0	31.5	34.5	28.7	31.4	32.0	30.5

As reported by the Bureau of the Census, running bales, lint-free included.

COTTON PRODUCTION IN TEXAS,
BY DISTRICTS, 1945-46

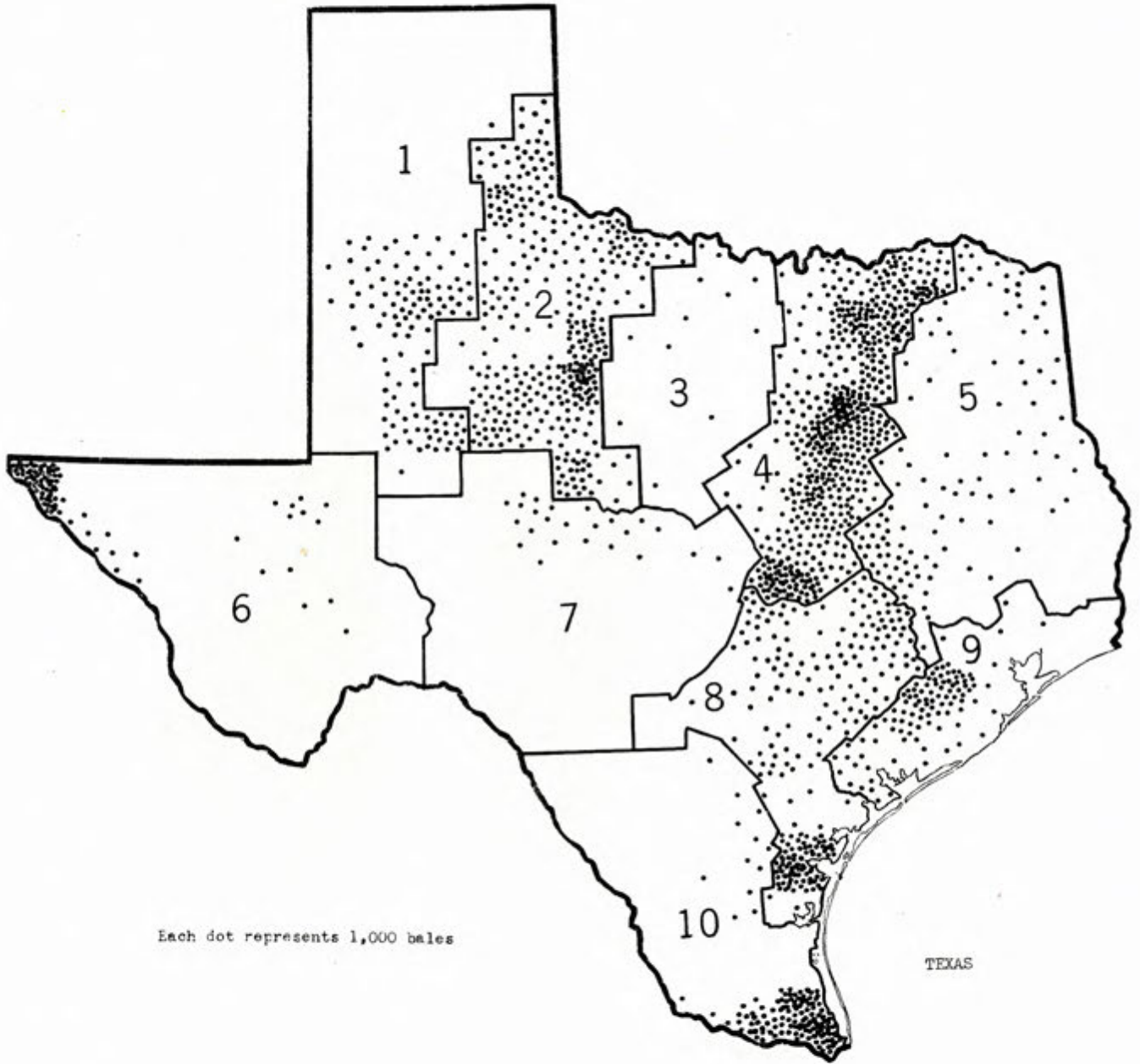


Table 31.—Grade and staple length of upland cotton in the carry-over, United States, August 1, 1946 - Revised

Grade	3/4 inch and shorter		13/16 inch		7/8 inch		29/32 inch		15/16 inch		31/32 inch		1-1/32 inch		1-1/16 inch		1-3/32 inch		1-1/8 inch		1-5/32 inch		1-3/16 inch		1-7/32 inch		1-1/4 times and longer		All lengths						
	Sales	Percent	Sales	Percent	Sales	Percent	Sales	Percent	Sales	Percent	Sales	Percent	Sales	Percent	Sales	Percent	Sales	Percent	Sales	Percent	Sales	Percent	Sales	Percent	Sales	Percent	Sales	Percent	Sales	Percent					
Er. Whites:																																			
3-0-M.	29		1		2		92		384		1,848		199		151		2		85		741		1		1		1		2,704						
4-0-M.	967		68		1,001		4,942		13,206		17,992		4,671		1,568		816		1,666		14,814		166		1,699		4,201		2,704						
5-M.	2,028		30		4,342		6,516		15,573		14,161		9,584		3,230		1,211		3,941		20,799		394		842		56,399		9		0.6				
6-0-M.	111,765		84		2,902		4,671		6,913		6,913		1,567		820		270		698		1,886,434		270		698		22,874		9		9				
7-0-M.	777		17		2,409		2,301		1,030		1,030		112		227		188		63		7,672		63		18		9,039		1		1				
8-0-M.	685		123		2,115		1,778		1,170		1,170		126		148		148		7		1,115		7		1		13,117		1		1				
9-0-M.	15		134		1,028		41		2,773		1,130		32		23		8		1		509		1		1		6,015		1		1				
Total.	359,889		305		2,426		377		10,724		4,429		13,447		19,282		33,917		40,954		16,263		6,144		3,289		899		2,043		154,369		2.2		
Whites:																																			
1-M.F.	239		239		542		569		1,689		640		7,257		3,918		4,892		7,618		3,270		107		1,211		741		33,335		5		5		
2-0-M.	28,595		18,504		542		10,903		31,271		18,945		56,226		87,442		115,225		81,990		25,684		160		1,211		14,814		54,941		7.7		7.7		
4-0-M.	681		137,765		21,592		44,807		121,167		96,315		254,983		291,213		327,345		276,163		113,943		36,167		16,377		20,799		1,886,434		26.2		26.2		
5-M.	111,765		21,592		89,983		131,588		115,791		271,223		256,600		253,982		113,168		70,100		39,194		39,194		7,672		7,672		1,697,170		23.7		23.7		
6-0-M.	28,524		105,674		64,527		123,088		68,764		153,741		107,507		65,933		21,905		10,377		5,388		973		2,823		1,115		7,672		10.5		10.5		
7-0-M.	616		31,688		14,674		28,182		102,890		66,100		185,921		79,892		44,673		9,889		4,115		382		850		509		544,878		7.6		7.6		
8-0-M.	15		17,845		26,506		13,454		90,920		33,201		99,744		42,284		38,957		3,331		2,011		123		828		221		370,242		5.2		5.2		
Total.	3,972		359,889		506,508		246,825		602,433		393,416		949,115		969,286		879,007		512,032		229,468		121,539		66,447		30,843		15,791		5,852,354		81.4		81.4
Spotted:																																			
3-0-M.	2,409		2,409		5136		1,009		1,985		348		831		2,540		1,451		1,049		348		72		43		16		13,877		2		2		
4-0-M.	321		59,400		75,674		18,710		15,367		11,949		20,153		21,394		12,826		5,829		3,442		1,055		876		160		247,155		3.4		3.4		
5-M.	751		71,113		115,183		12,847		27,044		20,021		27,871		14,502		13,034		4,502		2,798		876		681		386		396,238		5.0		5.0		
6-0-M.	456		25,925		16,107		23,021		32,115		14,761		6,398		1,676		1,676		1,676		115		192		192		11		167,405		2.6		2.6		
7-0-M.	507		27,423		13,955		13,308		46,918		11,727		31,241		9,881		3,019		2,666		145		24		75		53		187,689		2.6		2.6		
Total.	2,035		186,298		285,157		98,895		122,909		58,831		102,088		73,001		36,728		13,322		7,442		2,377		2,167		604		508		992,382		13.8		13.8
Staged:																																			
3-0-M.	29		216		216		6		326		104		14,6		5		18		2		8		2		2		8		860		1		1		
4-0-M.	967		2,208		700		1,800		1,940		592		1,414		735		192		32		18		2		2		18		8,802		1		1		
5-M.	2,028		5,673		1,805		4,058		4,058		944		799		225		163		32		5		32		32		5		14,313		2		2		
6-0-M.	100		3,217		5,822		1,064		3,597		771		477		6		140		6		5		6		6		11		15,415		2		2		
7-0-M.	56		4,682		5,531		1,124		6,443		1,600		2,401		1,692		241		39		3		39		1		1		21,553		4		4		
Total.	287		10,923		19,450		3,716		16,344		2,027		5,611		1,481		737		111		31		2		2		3		60,943		9		9		
Yellow obtained:																																			
3-0-M.	6		58		32		1		1		1		10		9		1		1		1		1		1		1		12		1		1		
4-0-M.	202		1,608		8		54		54		2		99		1		1		1		1		1		1		1		128		1		1		
5-M.	6		210		1,666		41		55		2		119		10		11		11		11		11		11		11		1,980		1		1		
Total.	6		210		1,666		41		55		2		119		10		11		11		11		11		11		11		2,120		1		1		
Gray:																																			
3-0-M.	1		1		4		1		4		5		28		195		506		76		10		199		217		67		826		1		1		
4-0-M.	222		277		651		371		1,684		3,440		9,377		1,436		536		1,396		536		12		12		53		18,680		3		3		
5-M.	501		595		1,888		1,888		1,888		6,336		10,920		4,692		22,227		4,692		111		122		88		111		53,421		7		7		
Total.	724		869		2,027		758		2,027		2,063		7,988		10,555		32,110		6,444		968		181		305		178		72,927		1.0		1.0		
Below Grade	65		1,231		3,877		1,322		11,180		1,703		20,990		3,007		5,910		833		48		45		77		82		50,370		7		7		
All grades	6,346		555,520		820,021		351,934		765,692		462,701		1,119,358		984,332		908,420		573,696		254,240		130,287		72,288		32,524		48,487,71,165,445		100.0		100.0		
All grades.	0.1		7.8		11.4		4.9		10.7		6.5		15.6		13.7		13.8		8.0		3.5		1.8		1.0		0.5		0.7		100.0		100.0		

As reported by the Bureau of the Census, running bales, linters excluded.
Less than 0.05 percent.

Average staple length 31.7
Grade index 93.6

Table 32. --Grade and staple length of upland cotton in the carry-over, United States, August 1, 1947 - Continued

Grade	3/8 inch		7/8		29/32		15/16		1		1-1/32		1-1/16		1-1/8		1-5/32		1-5/16		1-7/32		1-7/8		
	Percent	inches	Percent	inches	Percent	inches	Percent	inches	Percent	inches	Percent	inches	Percent	inches	Percent	inches	Percent	inches	Percent	inches	Percent	inches	Percent	inches	
Ex. Whites:																									
3-0.M.	-	-	-	-	-	-	-	-	-	-	-	-	-	-	-	-	-	-	-	-	-	-	-	-	-
4-0.M.	-	-	-	-	-	-	-	-	-	-	-	-	-	-	-	-	-	-	-	-	-	-	-	-	-
5-M.	-	-	-	-	-	-	-	-	-	-	-	-	-	-	-	-	-	-	-	-	-	-	-	-	-
6-S.L.M.	-	-	-	-	-	-	-	-	-	-	-	-	-	-	-	-	-	-	-	-	-	-	-	-	-
7-L.M.	-	-	-	-	-	-	-	-	-	-	-	-	-	-	-	-	-	-	-	-	-	-	-	-	-
8-S.G.O.	-	-	-	-	-	-	-	-	-	-	-	-	-	-	-	-	-	-	-	-	-	-	-	-	-
9-0.O.	-	-	-	-	-	-	-	-	-	-	-	-	-	-	-	-	-	-	-	-	-	-	-	-	-
Total	.7	.7	.4	.4	.2	.2	.5	.5	.2	.2	.4	.4	1.2	1.2	1.5	1.5	1.5	1.5	1.1	1.1	2.9	4.7	4.7	1.5	.7
White:																									
1-M.F.	-	-	-	-	-	-	-	-	-	-	-	-	-	-	-	-	-	-	-	-	-	-	-	-	-
2-0.M.	-	-	-	-	-	-	-	-	-	-	-	-	-	-	-	-	-	-	-	-	-	-	-	-	-
3-0.M.	-	-	-	-	-	-	-	-	-	-	-	-	-	-	-	-	-	-	-	-	-	-	-	-	-
4-S.M.	1.7	4.8	4.9	4.5	1.2	1.4	.6	5.5	6.6	10.1	10.1	2.6	3.0	3.2	3.2	2.2	2.6	.5	.5	1.8	1.7	.7	2.1	2.1	
5-M.	3.6	19.6	11.1	15.9	19.4	20.4	20.3	23.0	23.9	23.0	23.0	23.9	24.6	25.0	25.0	20.1	20.1	23.6	23.6	20.1	18.1	17.7	32.1	32.1	
6-S.L.M.	5.3	17.4	23.2	18.0	19.3	21.0	21.6	18.0	21.3	21.0	21.6	21.6	21.6	21.6	20.5	14.0	14.0	18.3	18.3	14.9	14.9	14.9	32.0	32.0	
7-L.M.	18.7	7.1	12.8	16.7	15.1	12.2	15.1	15.1	11.8	12.2	11.8	6.8	6.8	6.8	20.5	20.5	16.5	16.5	18.3	18.3	14.9	14.9	25.8	25.8	
8-S.G.O.	1.7	6.5	5.3	10.7	13.0	18.5	13.0	10.7	10.8	13.7	10.8	5.7	5.7	5.7	9	9	2.3	2.3	4.1	4.1	2.6	2.6	3.0	3.0	
9-0.O.	3.7	3.2	3.2	3.2	6.1	3.6	6.1	7.8	6.1	3.6	6.1	1.0	1.0	1.0	4.1	4.1	4.6	4.6	4.1	4.1	4.1	4.1	4.1	4.1	
Total	34.7	59.3	60.8	72.9	85.3	90.0	80.3	80.3	94.7	94.7	93.9	93.9	96.2	96.2	96.8	96.8	96.8	97.3	97.3	93.8	94.8	94.8	97.4	97.4	
Spotted:																									
3-0.M.	1.7	4	3	3	1.1	1.1	.1	.1	.1	.1	.1	.1	.1	.1	.1	.1	.1	.1	.1	.1	.1	.1	.1	.1	.1
4-S.M.	5.3	3.9	3.3	2.9	1.4	1.4	.6	1.4	.8	.8	.8	.8	.8	.8	.8	.8	.8	.8	.8	.8	.8	.8	.8	.8	.8
5-M.	14.1	10.0	7.1	6.8	3.1	3.1	1.8	3.1	1.8	1.8	1.8	1.8	1.8	1.8	1.8	1.8	1.8	1.8	1.8	1.8	1.8	1.8	1.8	1.8	1.8
6-S.L.M.	15.7	7.3	13.7	7.3	5.7	5.7	2.2	5.7	2.2	2.2	2.2	2.2	2.2	2.2	2.2	2.2	2.2	2.2	2.2	2.2	2.2	2.2	2.2	2.2	2.2
7-L.M.	12.2	7.6	6.3	4.8	5.2	5.2	4.3	4.3	4.3	4.3	4.3	4.3	4.3	4.3	4.3	4.3	4.3	4.3	4.3	4.3	4.3	4.3	4.3	4.3	4.3
Total	49.0	29.2	30.7	22.1	13.4	13.4	7.2	7.2	3.6	3.6	4.0	4.0	4.0	4.0	4.0	4.0	4.0	4.0	4.0	4.0	4.0	4.0	4.0	4.0	4.0
Tinged:																									
3-0.M.	-	-	-	-	-	-	-	-	-	-	-	-	-	-	-	-	-	-	-	-	-	-	-	-	-
4-S.M.	-	-	-	-	-	-	-	-	-	-	-	-	-	-	-	-	-	-	-	-	-	-	-	-	-
5-M.	1.7	2.0	2.2	1.6	1.0	1.0	1.0	1.0	1.1	1.1	1.1	1.1	1.1	1.1	1.1	1.1	1.1	1.1	1.1	1.1	1.1	1.1	1.1	1.1	1.1
7-L.M.	2.7	1.5	1.5	.8	1.0	1.0	1.0	1.0	.2	.2	.2	.2	.2	.2	.2	.2	.2	.2	.2	.2	.2	.2	.2	.2	.2
Total	1.7	6.5	5.4	3.6	3.1	3.1	3.1	3.1	.5	.5	.5	.5	.5	.5	.5	.5	.5	.5	.5	.5	.5	.5	.5	.5	.5
Yellow Stained:																									
3-0.M.	-	-	-	-	-	-	-	-	-	-	-	-	-	-	-	-	-	-	-	-	-	-	-	-	-
4-S.M.	-	-	-	-	-	-	-	-	-	-	-	-	-	-	-	-	-	-	-	-	-	-	-	-	-
5-M.	7.4	1	4	1	-	-	-	-	-	-	-	-	-	-	-	-	-	-	-	-	-	-	-	-	-
7-L.M.	4.0	1.9	4	1	-	-	-	-	-	-	-	-	-	-	-	-	-	-	-	-	-	-	-	-	-
Total	11.4	1.0	4	1	-	-	-	-	-	-	-	-	-	-	-	-	-	-	-	-	-	-	-	-	-
Gray:																									
3-0.M.	-	-	-	-	-	-	-	-	-	-	-	-	-	-	-	-	-	-	-	-	-	-	-	-	-
4-S.M.	-	-	-	-	-	-	-	-	-	-	-	-	-	-	-	-	-	-	-	-	-	-	-	-	-
5-M.	1	1	1	1	1	1	1	1	1	1	1	1	1	1	1	1	1	1	1	1	1	1	1	1	1
6-S.L.M.	-	-	-	-	-	-	-	-	-	-	-	-	-	-	-	-	-	-	-	-	-	-	-	-	-
Total	1	1	1	1	1	1	1	1	1	1	1	1	1	1	1	1	1	1	1	1	1	1	1	1	1
Below Grade																									
Below Grade	3.2	4.2	4.2	2.1	1.2	1.2	2.0	2.0	1.3	.6	.2	.1	.1	.1	.1	.1	.1	.1	.1	.1	.1	.1	.1	.1	.1
All grades	100.0	100.0	100.0	100.0	100.0	100.0	100.0	100.0	100.0	100.0	100.0	100.0	100.0	100.0	100.0	100.0	100.0	100.0	100.0	100.0	100.0	100.0	100.0	100.0	100.0

* Less than 0.05 percent.

Table 33. Grade and staple length of American-Egyptian cotton in the carry-over, United States, August 1, 1947

Grade	1-3/8" and shorter	1-7/16" and 1-15/32"	1-1/2" and 1-17/32"	1-9/16" and longer	Total
	Bales	Bales	Bales	Bales	Bales
1	-	105	848	-	953
1½	-	503	854	-	1,357
2	-	90	430	-	520
2½	-	3	213	-	216
3	10	65	50	-	125
3½	55	253	-	-	308
4	95	41	-	-	136
4½	47	-	-	-	47
5	-	-	-	-	-
Below grade	-	-	-	-	-
Total	207	1,060	2,395	-	1/ 3,662
Percent	5.7	29.9	64.4	-	100.0
	Percent	Percent	Percent	Percent	Percent
1	-	9.9	35.3	-	26.0
1½	-	47.5	35.7	-	37.1
2	-	8.5	18.0	-	14.2
2½	-	.3	8.9	-	5.9
3	4.8	6.1	2.1	-	3.4
3½	26.6	23.8	-	-	8.4
4	45.9	3.9	-	-	3.7
4½	22.7	-	-	-	1.3
5	-	-	-	-	-
Below grade	-	-	-	-	-
Total	100.0	100.0	100.0	-	100.0

1/ As reported by the Bureau of the Census.

Table 34.--Tenderability of upland cotton in the carry-over, United States, August 1, 1938-47

Year	Tenderable ^{1/}		Untenderable		Total ^{2/}	
	Bales	Percent	Bales	Percent	Bales	Percent
1938. . . .	9,207,460	80.5	2,228,898	19.5	11,436,358	100.0
1939. . . .	11,330,214	87.5	1,612,904	12.5	12,943,118	100.0
1940. . . . ^{3/}	8,761,765	83.8	1,691,428	16.2	10,453,193	100.0
1941. . . . ^{3/}	10,138,422	84.4	1,872,097	15.6	12,010,519	100.0
1942. . . . ^{3/}	7,700,533	73.5	2,774,149	26.5	10,474,682	100.0
1943. . . . ^{3/}	7,896,782	75.0	2,633,002	25.0	10,529,784	100.0
1944. . . . ^{3/}	7,627,327	72.2	2,931,302	27.8	10,558,629	100.0
1945. . . . ^{3/}	7,597,006	69.0	3,409,391	31.0	11,006,397	100.0
1946. . . . ^{3/}	4,904,262	68.4	2,261,203	31.6	7,165,465	100.0
1947. . . . ^{3/}	1,854,707	77.5	537,342	22.5	2,392,049	100.0

^{1/} Tenderable in settlement of futures contracts.

^{2/} As reported by the Bureau of the Census.

^{3/} Tenderable on futures contracts, with the exception of any bales reduced in grade and/or staple length, and of non-rain-grown cotton below Middling (White or Extra White) in grade and/or shorter than 1-1/32 inches in staple length. This information is not complete on reductions, in grade and/or staple length and of non-rain-grown cotton below Middling (White or Extra White) in grade and/or shorter than 1-1/32" in staple length.

Table 35.--Grade index and average staple length of upland cotton in the carry-over, by places of storage, United States, August 1, 1944-47

Place of storage	Grade Index				Average staple length			
	1944	1945	1946	1947	1944	1945	1946	1947
	Index	Index	Index	Index	32d	32d	32d	32d
					inches	inches	inches	inches
Consuming establishments. . .	97.9	96.6	95.0	94.9	33.0	32.9	32.9	33.1
Public warehouses, compresses, and elsewhere	93.1	91.6	90.4	91.0	30.2	30.5	31.2	32.5
All places of storage	93.9	92.5	91.8	93.2	30.7	30.9	31.7	32.8

Table 36.—Grade and Staple length of upland cotton in the carry-over, by places of storage, United States, August 1, 1944-47

Grade and length	Consuming establishments				Public warehouses, compresses, and elevators				All places of storage			
	1944	1945	1946	1947	1944	1945	1946	1947	1944	1945	1946	1947
Grade	Sales 2/	Sales 2/	Sales 2/	Sales 2/	Sales 2/	Sales 2/	Sales 2/	Sales 2/	Sales 2/	Sales 2/	Sales 2/	Sales 2/
Extra White:												
3-0.W.....	2,590	1,748	-	999	10,749	8,852	2,778	423	13,359	10,600	2,778	1,362
4-0.W.....	12,501	12,612	3,724	3,477	151,486	142,467	41,772	952	144,067	175,079	45,466	4,629
5-0.W.....	11,873	9,361	5,927	1,128	126,433	110,121	51,935	1,150	158,306	149,482	57,862	2,318
6-0.L.W.....	11,862	3,211	5,193	4,142	41,776	84,395	18,003	1,321	53,658	87,606	23,466	5,663
7-L.W.....	133	774	803	426	29,101	29,343	8,482	680	22,254	30,117	9,295	1,106
8-0.G.O.....	1,046	161	-	123	13,773	22,865	13,474	1,202	14,819	23,024	13,474	1,325
9-0.O.....	23	23	-	-	5,650	9,938	6,179	821	5,873	9,961	6,179	821
Total	40,108	27,890	15,947	10,255	372,168	457,979	142,623	6,589	442,276	485,869	158,570	16,844
White:												
1-M.F.....	-	-	-	-	-	-	-	-	-	-	-	-
2-0.G.W.....	-	2,328	-	25	-	-	-	-	1,055	2,328	-	1,090
3-0.W.....	29,236	36,837	14,836	17,633	47,637	13,960	19,406	32,191	76,873	50,797	34,242	49,824
4-0.W.....	1,32,718	265,289	269,094	187,510	146,570	343,990	301,258	227,186	879,288	609,279	541,352	444,696
5-W.....	703,562	767,616	851,969	489,645	1,927,760	1,778,953	1,085,801	157,584	2,631,322	2,546,569	1,937,770	643,229
6-S.L.W.....	403,501	487,939	548,666	318,435	2,512,951	2,379,766	1,194,691	144,812	2,916,452	2,867,705	1,745,357	483,217
7-L.W.....	88,550	132,978	181,011	106,439	1,286,305	1,306,001	587,318	134,106	1,374,853	1,438,979	771,329	240,545
8-S.G.O.....	21,172	52,520	112,266	94,242	387,795	994,014	447,440	155,375	408,967	646,534	559,706	249,617
9-C.O.....	2,449	13,926	36,947	13,457	132,345	311,241	343,371	47,465	134,744	325,167	380,318	60,920
Total	1,681,168	1,759,433	2,011,789	1,223,386	6,741,361	6,727,925	3,979,285	919,772	8,422,549	8,487,358	5,991,074	2,143,158
Spotted:												
3-0.W.....	136	5,914	1,770	807	18,705	16,185	12,485	2,162	18,841	22,099	14,255	2,969
4-0.W.....	4,665	26,138	17,618	7,849	466,028	525,553	236,263	16,681	469,681	551,691	253,881	24,530
5-W.....	25,183	29,460	28,560	18,982	676,540	751,110	337,373	29,502	701,723	773,770	366,933	18,684
6-S.L.W.....	12,464	21,059	31,059	22,219	263,294	247,483	141,546	34,125	275,788	268,542	192,565	56,344
7-L.W.....	12,028	4,381	14,059	9,916	116,944	166,630	178,676	35,313	128,972	191,011	192,735	45,229
Total	54,466	80,152	93,046	59,773	1,540,511	1,726,961	926,343	117,783	1,995,005	1,807,113	1,019,389	177,556
Tinged:												
3-0.W.....	153	-	-	301	1,643	1,696	883	78	1,796	1,696	883	379
4-0.W.....	290	518	166	888	11,770	9,702	8,876	1,199	12,060	10,220	9,042	2,087
5-W.....	1,575	1,431	532	2,177	16,336	14,561	14,170	2,959	17,911	15,992	14,702	5,136
6-S.L.W.....	2,632	1,226	3,365	3,676	12,968	16,914	12,470	4,865	15,600	18,140	15,835	8,561
7-L.W.....	2,791	329	5,747	2,757	14,769	24,471	16,393	3,361	17,560	24,800	22,140	6,118
Total	7,441	3,504	9,810	9,799	57,486	67,344	52,792	12,462	64,927	70,848	62,602	22,261
Yellow Stained:												
3-0.W.....	-	-	-	-	16	16	12	170	16	16	12	170
4-0.W.....	73	-	-	-	253	181	123	176	326	181	132	176
5-W.....	140	147	17	155	2,362	2,001	2,017	829	2,502	2,148	2,034	984
Total	213	147	26	155	2,631	2,198	2,152	1,175	2,844	2,345	2,178	1,330
Gray:												
3-0.W.....	345	-	99	13	2,151	3,402	749	376	2,466	3,402	840	389
4-0.W.....	1,326	6,379	6,412	2,200	17,480	27,159	12,776	2,003	18,806	33,538	19,188	4,203
5-W.....	13,631	17,806	29,930	4,090	16,085	39,366	24,945	3,105	29,716	57,171	54,875	7,195
6-S.L.W.....	-	-	-	-	3,644	-	-	-	-	-	-	4,429
Total	15,302	24,185	36,441	9,967	35,716	69,926	38,470	6,260	51,018	94,111	74,911	16,216
Below Grade.....	5,903	3,161	6,905	4,683	4,107	55,992	44,836	10,001	10,010	58,753	51,761	14,684
All Grades 3/....	1,804,649	1,898,472	2,173,964	1,318,018	8,753,980	9,107,925	5,186,501	1,074,031	10,558,629	11,006,397	7,360,465	2,392,049
Index of grade.....	97.9	96.6	95.0	94.9	93.1	91.6	90.4	91.0	93.9	92.5	91.7	93.2
Staple length (inches)												
13/16 and shorter..	13,049	11,905	18,941	10,115	1,313,780	1,153,978	558,238	15,221	1,326,829	1,165,893	577,179	25,336
7/8.....	81,564	66,574	79,388	57,720	1,729,561	1,804,902	762,952	50,987	1,811,125	1,871,476	842,340	108,707
29/32.....	12,730	58,347	61,441	22,427	700,742	762,920	300,068	32,474	713,472	821,267	361,509	54,901
15/16.....	193,567	166,264	174,599	89,441	1,179,688	1,121,084	611,968	94,267	1,373,251	1,287,348	786,527	183,708
31/32.....	106,395	94,056	132,707	68,044	728,512	628,450	342,587	91,094	834,507	722,506	475,254	159,138
1.....	428,559	368,593	421,968	269,415	1,157,247	1,067,887	727,853	241,247	1,585,806	1,436,280	1,149,821	510,662
1-1/32.....	261,312	396,814	434,761	261,005	783,455	931,060	576,358	250,197	1,044,767	1,327,874	1,011,119	511,202
1-1/16.....	242,707	390,965	390,162	225,770	491,651	770,941	625,158	152,235	734,358	1,151,906	1,015,320	378,005
1-1/8.....	203,507	447,585	233,846	115,027	350,665	533,804	355,053	50,891	554,192	681,389	588,899	165,918
1-3/8.....	115,782	78,096	102,914	102,160	151,595	180,332	158,242	35,622	267,377	258,428	261,156	137,782
1-5/8.....	62,806	66,504	63,038	55,249	56,061	99,960	70,796	19,997	118,867	128,444	133,834	74,846
1-3/16.....	48,179	28,166	29,255	24,018	54,078	44,361	44,999	17,297	102,257	72,527	74,254	41,315
1-7/32.....	11,604	11,280	11,096	4,562	22,799	20,394	22,313	6,518	34,403	31,674	33,409	11,080
1-1/4 and longer...	22,888	23,523	19,888	13,068	34,130	27,852	29,916	16,384	57,018	51,375	49,804	29,449
All lengths 3/....	1,804,649	1,898,472	2,173,964	1,318,018	8,753,980	9,107,925	5,186,501	1,074,031	10,558,629	11,006,397	7,360,465	2,392,049
Average staple length	33.0	32.9	32.9	33.1	30.2	30.5	31.2	32.4	30.7	30.9	31.7	32.8

See footnotes at end of table.

Table 36.--Grade and staple length of upland cotton in the carry-over, by places of storage, United States, August 1, 1944-47--Continued

Grade and length	Consuming establishments				Public warehouses, compresses, and elsewhere 1/				All Places of storage			
	1944	1945	1946	1947	1944	1945	1946	1947	1944	1945	1946	1947
Grade	Percent	Percent	Percent	Percent	Percent	Percent	Percent	Percent	Percent	Percent	Percent	Percent
Extra White:												
3-0.M.	0.1	0.1	-	0.1	0.1	0.1	0.1	*	0.1	0.1	*	0.1
4-0.M.7	.7	.2	.3	1.7	1.9	.8	0.1	1.6	1.6	0.6	.2
5-M.7	.5	.3	.1	1.5	1.5	1.0	.1	1.3	1.4	.8	.1
6-3.L.M.7	.2	.2	.3	.5	.9	.3	.1	.5	.7	.3	.2
7-L.M.	*	*	*	*	.3	.3	.2	.1	.2	.3	.1	*
8-3.G.O.1	*	-	-	.2	.3	.3	.1	.1	.2	.2	.1
9-0.O.	*	*	-	-	.1	.1	.1	.1	.1	.1	.1	*
Total.	2.3	1.5	.7	.8	4.4	5.0	2.8	.6	3.9	4.4	2.1	.7
White:												
1-W.F.	-	-	-	-	-	-	-	-	-	-	-	-
2-3.G.M.	-	.1	-	-	-	-	-	.1	-	-	-	-
3-0.M.	1.6	1.9	.7	1.3	.5	.2	.4	3.0	.7	.5	.5	2.1
4-0.M.	21.0	11.0	12.1	14.2	5.1	3.8	5.8	21.1	8.4	5.8	7.7	17.3
5-M.	39.0	40.4	39.1	36.5	22.0	19.5	20.9	14.7	24.9	23.1	26.3	27.0
6-3.L.M.	22.3	25.7	25.2	24.2	28.7	26.2	23.1	15.3	27.6	26.0	23.7	20.2
7-L.M.	4.9	7.0	8.5	8.1	14.7	14.3	11.3	12.5	13.1	13.1	10.5	10.1
8-3.G.O.	1.2	2.8	5.2	7.2	4.4	6.5	8.6	14.5	3.9	5.9	7.6	10.4
9-0.O.1	.7	1.7	1.0	1.5	3.4	6.6	4.4	1.3	3.0	5.2	2.5
Total.	93.1	92.6	92.5	92.8	76.9	73.9	76.7	85.6	79.8	77.1	81.5	89.6
Spotted:												
3-0.M.	*	.3	.1	.1	.2	.2	.2	.2	.2	.2	.2	.1
4-0.M.3	1.4	.8	.6	3.3	3.8	4.6	1.6	4.5	5.0	3.4	1.0
5-M.	1.4	1.2	1.3	1.4	7.7	8.2	6.5	2.8	6.6	7.1	5.0	2.0
6-3.L.M.7	1.1	1.4	1.6	3.0	2.7	3.1	3.2	2.6	2.4	2.6	2.4
7-L.M.7	.2	.7	.8	1.3	2.1	3.5	3.2	1.2	1.7	2.6	1.9
Total.	3.1	4.2	4.3	4.5	17.5	19.0	17.9	11.0	15.1	16.1	13.8	7.4
Tinged:												
3-0.M.	*	-	-	*	*	*	*	*	*	*	*	*
4-0.M.	*	.1	*	.1	.1	.1	.2	.1	.1	.1	.1	.1
5-M.1	.1	.2	.2	.2	.2	.5	.1	.2	.2	.2	.3
6-3.L.M.1	.1	.2	.2	.2	.3	.3	.1	.2	.2	.4	.3
7-L.M.1	*	.3	.2	.2	.3	.3	.1	.2	.4	.3	.3
Total.3	.2	.5	.7	.7	.7	1.0	1.2	.6	.6	.9	.9
Yellow Stained:												
3-0.M.	-	-	-	-	*	*	*	*	*	*	*	*
4-0.M.	*	-	-	-	*	*	*	*	*	*	*	*
5-M.	*	-	-	-	*	*	*	.1	*	*	*	.1
Total.	*	*	*	*	*	*	*	.1	*	*	*	.1
Gray:												
3-0.M.	-	-	*	*	*	*	*	*	*	*	*	*
4-0.M.1	.3	.3	.2	.2	.3	.2	.2	.2	.4	.3	.2
5-M.8	1.0	1.4	.3	.2	.5	.5	.3	.3	.5	.7	.3
6-3.L.M.	-	-	-	-	-	-	-	.1	-	-	-	.2
Total.9	1.3	1.7	.8	.4	.8	.7	.6	.5	.9	1.0	.7
Below Grade.3	.2	.3	.4	*	.6	.9	.9	.1	.5	.7	.6
All grades.	100.0	100.0	100.0	100.0	100.0	100.0	100.0	100.0	100.0	100.0	100.0	100.0
Staple length												
13/16" and shorter	.7	.6	.9	.8	15.0	12.7	10.8	1.4	12.5	10.6	7.8	1.1
7/8"	4.5	3.5	3.7	4.4	19.8	19.7	14.6	4.8	17.2	16.9	11.4	4.6
29/32"	.7	3.1	2.8	1.7	8.0	8.4	5.8	3.0	6.8	7.5	4.9	2.3
15/16"	10.7	8.7	8.0	6.8	13.5	12.3	11.8	8.8	13.0	11.7	10.7	7.7
31/32"	5.9	5.0	6.1	5.2	8.3	6.9	6.6	8.5	7.9	6.6	6.5	6.7
1"	23.8	19.4	19.4	20.5	13.2	11.7	11.0	22.5	15.0	13.0	15.7	21.3
1-1/32"	14.5	20.9	20.0	19.8	9.0	10.2	11.1	25.5	9.9	12.1	13.7	21.3
1-1/16"	13.4	20.1	17.9	17.0	5.6	6.5	12.1	14.2	7.0	10.5	13.8	15.8
1-1/8"	11.3	7.8	10.8	8.7	4.0	5.9	6.8	4.7	5.3	6.2	8.0	6.9
1-1/4"	6.4	4.1	4.7	7.8	1.7	2.0	2.0	3.1	3.3	2.3	3.5	5.8
1-3/8"	5.5	3.5	2.9	4.2	.6	.7	1.4	1.8	1.1	1.1	1.8	3.1
1-3/16"	2.7	1.5	1.4	1.8	.6	.5	.9	1.6	1.0	.7	1.0	1.7
1-7/32"	.6	.6	.5	.3	.3	.2	.4	.6	.3	.3	.5	.5
1-1/4" and longer	1.3	1.2	.9	1.0	.4	.3	.6	1.5	.5	.5	.7	1.2
All lengths	100.0	100.0	100.0	100.0	100.0	100.0	100.0	100.0	100.0	100.0	100.0	100.0

1/ The "elsewhere" cotton, as reported by the Bureau of the Census, amounted to 585,000 for 1944, 824,700 for 1945, 775,000 for 1946, and 220,000 for 1947.

2/ Quantities in running bales; round bales counted as half bales. Linters excluded.

3/ As reported by the Bureau of the Census.

* Less than 0.05 percent.

Table 37.-- Staple length of cotton of foreign growth $\frac{1}{2}$ in the carry-over, August 1, 1938-47

Growth and length (inches)	1938	1939	1940	1941	1942	1943	1944	1945	1946	1947
	Bales $\frac{2}{2}$	Bales $\frac{2}{2}$	Bales $\frac{2}{2}$	Bales $\frac{2}{2}$	Bales $\frac{2}{2}$	Bales $\frac{2}{2}$	Bales $\frac{2}{2}$	Bales $\frac{2}{2}$	Bales $\frac{2}{2}$	Bales $\frac{2}{2}$
Egyptians										
1-3/32 and shorter	240	5	18	-	5	-	-	-	-	-
1-1/8 and 1-5/32	1,385	696	509	446	653	-	-	253	246	-
1-3/16 and 1-7/32	488	257	1,383	1,151	2,001	2,981	1,254	2,691	734	13
1-1/4 and 1-11/32	14,923	5,137	20,180	16,044	16,595	10,037	21,864	35,256	10,741	3,004
1-5/8 to 1-15/32	10,870	14,176	11,878	19,486	12,961	16,063	27,495	11,050	16,241	34,540
1-1/2 to 1-19/32	3,459	7,305	4,070	5,296	6,331	8,876	11,263	9,487	11,979	16,648
1-5/8 to 1-23/32	-	-	611	-	-	-	-	-	-	3
1-3/4 and longer	-	-	-	-	-	-	-	-	128	-
All lengths $\frac{3}{2}$	31,315	25,678	36,449	45,423	38,546	38,007	61,896	89,337	40,069	54,489
Peruvians										
31/32 and shorter	73	-	40	-	6	16	-	-	-	-
1 and 1-1/32	-	-	-	-	2	30	-	-	-	-
1-1/16 and 1-3/32	8	-	-	43	-	32	50	-	-	237
1-1/8 and 1-5/32	54	27	45	168	56	-	-	-	420	927
1-3/16 and 1-7/32	267	49	25	697	88	60	191	199	398	630
1-1/4 and longer	163	198	575	222	2,628	1,184	2,123	3,366	5,583	12,716
All lengths $\frac{3}{2}$	565	314	645	1,150	2,750	1,342	2,364	3,585	6,388	14,510
Chinese										
13/16 and shorter $\frac{3}{2}$	12,022	11,908	6,478	3,730	2,469	1,037	784	4/	4/	4/
British Indian										
13/16 and shorter	35,293	34,589	46,166	58,233	89,778	45,414	40,856	47,006	101,729	60,797
7/8 and 29/32	-	-	58	-	-	-	-	-	-	-
15/16 and 31/32	-	-	-	-	-	-	-	-	-	-
1 and longer	-	-	824	-	-	-	-	-	-	-
All lengths $\frac{3}{2}$	35,293	34,589	47,048	58,233	89,778	45,414	40,856	47,006	101,729	60,797
Other foreign										
13/16 and shorter	733	1,100	31	416	-	57	-	731	484	172
7/8 and 29/32	-	617	-	181	13	131	-	-	164	49
15/16 and 31/32	188	-	-	1,259	861	590	-	-	1,669	416
1 and 1-1/32	4,050	113	90	17,115	757	459	9,636	10,402	2,246	970
1-1/16 and 1-3/32	2,048	-	-	9,505	3	187	2,573	-	64	92
1-1/8 and 1-5/32	-	-	-	-	16	-	-	-	-	-
1-3/16 and 1-7/32	-	-	-	-	-	-	-	-	-	-
1-1/4 and longer	1,096	1,859	2,247	2,509	229	732	1,720	4,719	2,006	2,917
All lengths $\frac{3}{2}$	8,115	3,689	2,368	31,066	1,979	2,156	13,929	15,852	6,633	4,616
All foreign $\frac{3}{2}$	87,310	76,178	94,968	139,622	135,422	87,986	119,829	125,380	154,819	134,411

1/ Includes American sea-island in 1944, 1945, 1946 and 1947.

2/ Quantities in equivalent 500-pound bales.

3/ As reported by the Bureau of the Census.

4/ Included in "Other" foreign.

Table 38.—Cotton: Carry-over, crop, supply, and disappearance of American upland, by grade, United States, 1931-47

Year beginning August	White and Extra White					Spotted					Other colored 1/	All grades 2/
	Good Middling and better	Strict Middling	Middling	Strict Low Middling	Low Middling	Strict Good Ordinary and Good Ordinary	Strict Middling and better	Middling	Strict Low Middling			
	1,000 bales 3/	1,000 bales 3/	1,000 bales 3/	1,000 bales 3/	1,000 bales 3/	1,000 bales 3/	1,000 bales 3/	1,000 bales 3/	1,000 bales 3/			
	CARRY-OVER											
1931	253	1,561	2,095	935	276	93	476	348	95	115		6,246
1932	491	3,224	3,311	1,092	246	247	495	244	59	151		9,560
1933	226	1,964	2,836	1,242	269	228	650	386	101	168		8,070
1934	285	1,901	2,567	1,147	253	128	590	379	112	276		7,638
1935	171	1,661	2,696	1,231	235	57	491	355	77	155		7,129
1936	83	1,043	1,960	863	251	81	396	287	133	233		5,330
1937	99	675	1,393	864	333	100	267	275	138	238		4,382
1938	133	1,298	3,439	2,685	1,165	435	714	889	282	396		11,436
1939	195	2,005	4,697	3,073	1,052	131	609	814	148	219		12,963
1940	179	1,428	3,524	2,858	734	69	702	651	118	190		10,453
1941	198	1,601	4,177	3,225	731	163	806	677	147	286		12,011
1942	77	966	2,761	2,852	1,174	428	622	775	371	449		10,475
1943	70	710	2,689	2,861	1,524	627	494	793	387	375		10,530
1944	90	1,043	2,770	2,970	1,397	564	489	702	276	258		10,559
1945	64	784	2,696	2,954	1,449	1,005	574	774	269	417		11,006
1946	36	594	1,943	1,720	760	934	261	356	187	374		7,166
1947	52	419	646	489	242	313	27	48	56	100		2,392
	CROP											
1931	1,028	6,048	5,321	1,491	670	587	544	248	185	163		16,615
1932	361	3,280	4,561	1,669	359	174	1,248	673	218	158		12,701
1933	646	3,030	3,309	1,333	283	66	2,610	1,042	225	111		12,654
1934	1,035	3,447	2,709	750	170	46	795	345	96	65		9,458
1935	383	2,488	3,053	1,383	521	256	883	672	319	145		10,403
1936	522	2,571	3,479	1,934	764	250	1,378	779	200	247		12,124
1937	556	2,655	4,874	3,704	1,456	636	1,456	1,664	510	516		18,237
1938	315	2,344	3,779	2,161	346	57	1,433	975	102	87		11,598
1939	188	1,925	3,830	2,840	599	121	776	874	144	95		11,452
1940	69	1,460	5,290	3,459	589	377	335	214	140	320		12,261
1941	29	773	3,446	3,133	1,086	519	469	404	286	309		10,434
1942	40	855	4,302	3,916	1,243	475	605	538	196	193		12,363
1943	163	1,475	3,584	3,745	1,009	238	413	254	64	84		11,069
1944	11	486	3,702	4,333	1,484	646	270	380	130	389		11,831
1945	10	364	2,328	2,844	1,196	813	273	399	161	341		8,809
1946	34	655	2,652	2,866	781	440	381	451	122	133		8,515
	SUPPLY 4/											
1931	1,281	7,609	7,416	2,756	945	680	1,020	596	280	278		22,861
1932	852	6,504	7,872	2,761	605	421	1,743	917	277	309		22,261
1933	872	4,994	6,115	2,575	552	293	3,260	1,428	326	279		20,724
1934	1,320	5,348	5,276	1,977	423	174	1,385	724	208	341		17,096
1935	554	4,149	5,749	2,614	756	313	1,374	1,027	396	600		17,532
1936	605	3,614	5,439	2,797	1,015	331	1,774	1,066	333	480		17,454
1937	655	3,330	6,267	4,568	1,789	736	1,933	1,939	648	754		22,619
1938	448	3,642	7,218	4,846	1,511	492	2,146	1,864	384	483		23,034
1939	383	3,930	8,527	6,013	1,611	252	1,385	1,688	292	314		24,595
1940	248	2,896	8,814	6,317	1,323	446	1,037	865	258	510		22,714
1941	227	2,374	7,623	6,358	1,817	682	1,295	1,081	433	595		22,445
1942	117	1,821	7,063	6,768	2,417	903	1,227	1,313	567	662		22,838
1943	233	2,185	6,273	6,406	2,533	865	907	1,087	451	459		21,599
1944	101	1,529	6,472	7,303	2,881	1,210	759	1,082	406	647		22,390
1945	74	1,148	5,024	5,878	2,666	1,818	847	1,173	430	758		19,815
1946	70	1,249	4,595	4,586	1,541	1,374	642	807	309	507		15,680
	DISAPPEARANCE 5/											
1931	790	4,385	4,105	1,664	699	433	525	352	221	127		13,301
1932	626	4,540	5,036	1,519	336	193	1,093	531	176	141		14,191
1933	587	3,093	3,578	1,428	299	165	2,670	1,049	214	3		13,086
1934	1,149	3,687	2,580	666	188	117	854	369	131	186		9,967
1935	471	3,106	3,789	1,751	505	232	978	740	263	367		12,202
1936	506	2,939	4,046	1,933	682	231	1,507	791	195	242		13,072
1937	522	2,032	2,828	1,883	624	301	1,219	1,050	366	358		11,183
1938	253	1,657	2,521	1,773	459	361	1,537	1,050	236	266		10,091
1939	204	2,502	5,003	3,155	877	183	683	1,037	174	124		13,942
1940	50	1,295	4,637	3,092	592	285	285	188	111	224		10,703
1941	150	1,408	4,862	3,506	643	254	633	306	62	146		11,970
1942	47	1,111	4,374	3,907	893	276	733	520	180	267		12,304
1943	143	1,142	3,503	3,636	1,136	301	418	385	175	201		11,040
1944	37	745	3,776	4,349	1,412	205	308	185	137	230		11,384
1945	37	538	3,029	4,112	1,884	858	579	807	237	374		12,455
1946	18	830	3,949	4,097	1,299	1,061	615	759	253	407		13,288

1/ Other colored includes Low Middling Spotted; all grades of Tinged, Light Yellow Stained, Yellow Stained, Gray, and Blue Stained prior to 1936; Low Middling Spotted, and all grades of Tinged, Yellow Stained, and Gray from 1936 to date. Below grade is included with other colored.

2/ As reported by the Bureau of the Census.

3/ Running bales; round bales counted as half bales.

4/ Carry-over at the beginning of the season plus crop.

5/ Supply minus carry-over at the end of the season.

Table 29.—Cotton: Carry-over, crop, supply and disappearance of American upland, by staple length, United States, 1931-47

Season beginning Aug. 1	13/16 inch and shorter	7/8 and 29/32 inch	15/16 and 31/32 inch	1 and 1-1/32 inches	1-1/16 and 1-5/32 inches	1-1/8 and 1-5/32 inches	1-3/16 and 1-7/32 inches	1-1/4 inches and longer	All staple 1/2" lengths
	1,000 bales 2/	1,000 bales 2/	1,000 bales 2/	1,000 bales 2/	1,000 bales 2/	1,000 bales 2/	1,000 bales 2/	1,000 bales 2/	1,000 bales 2/
CARRY-OVER									
1931	465	2,616	1,628	849	415	270	90	16	6,246
1932	298	3,391	2,704	1,658	758	547	174	35	9,560
1933	189	2,504	2,199	1,775	672	663	142	26	8,070
1934	233	2,534	2,113	1,477	616	629	112	24	7,658
1935	529	2,774	1,799	996	533	366	112	30	7,129
1936	561	2,289	1,259	715	225	191	67	23	5,530
1937	606	1,600	859	644	296	265	90	22	4,362
1938	1,326	3,742	2,814	1,967	1,094	370	114	19	11,456
1939	1,248	3,481	3,069	2,745	1,631	671	76	22	12,945
1940	781	2,827	2,583	2,149	1,443	578	54	38	10,483
1941	706	2,853	3,254	2,780	1,686	598	84	49	12,011
1942	876	2,751	2,335	2,670	1,301	472	107	63	10,475
1943	1,076	2,711	2,040	2,246	1,723	521	136	78	10,530
1944	1,327	2,625	2,208	2,631	1,288	386	137	67	10,559
1945	1,166	2,693	2,010	2,764	1,833	385	104	51	11,006
1946	562	1,172	1,228	2,103	1,862	386	105	48	7,165
1947	26	164	343	1,022	544	213	52	29	2,392
CROP									
1931	1,021	6,593	4,610	2,657	1,088	590	225	31	16,616
1932	838	4,785	3,671	1,822	872	622	85	6	12,701
1933	539	4,504	3,992	2,004	824	640	145	6	12,654
1934	783	3,491	2,066	1,416	890	681	123	19	9,458
1935	1,320	3,235	2,628	1,682	867	554	103	14	10,403
1936	1,152	3,143	2,617	2,749	1,656	732	156	20	12,124
1937	1,835	5,235	5,038	3,842	1,639	842	90	16	16,237
1938	510	2,005	3,124	2,964	2,024	764	155	51	11,596
1939	627	2,397	2,780	3,361	1,762	426	76	33	11,452
1940	334	1,591	2,999	4,185	2,506	534	67	46	12,261
1941	441	1,224	2,265	3,821	1,968	496	139	80	10,434
1942	531	1,668	2,586	4,351	2,518	521	110	96	12,363
1943	858	1,257	2,593	4,230	1,631	302	142	56	11,069
1944	550	1,330	2,188	4,884	2,539	254	65	21	11,831
1945	234	677	1,697	3,699	2,262	161	40	19	8,809
1946	166	620	1,108	3,494	2,679	201	50	15	8,515
SUPPLY 3/									
1931	1,484	9,208	6,038	3,406	1,503	860	315	47	22,261
1932	1,136	8,176	6,375	3,480	1,627	1,169	259	39	22,261
1933	728	7,006	6,191	3,779	1,496	1,203	287	32	20,724
1934	1,016	6,025	4,178	2,893	1,498	1,210	235	43	17,096
1935	1,849	6,009	4,427	2,678	1,400	910	218	44	17,632
1936	1,713	5,432	3,676	3,464	1,780	923	223	43	17,454
1937	2,441	6,835	5,697	4,186	1,935	1,107	180	38	22,619
1938	1,836	5,748	5,938	4,921	3,118	1,134	269	70	23,034
1939	1,875	5,678	5,649	6,096	3,393	1,097	182	55	24,395
1940	1,116	4,418	5,682	6,334	3,949	1,112	121	83	22,714
1941	1,146	4,077	5,619	6,801	3,666	1,094	223	129	22,445
1942	1,407	4,419	4,921	6,901	3,819	993	217	161	22,838
1943	1,933	3,988	4,633	6,476	3,354	823	278	134	21,599
1944	1,877	3,650	4,396	7,515	3,827	640	202	78	22,390
1945	1,400	3,370	3,707	6,463	4,095	566	144	70	19,815
1946	730	1,792	2,336	5,597	4,441	586	135	63	15,680
DISAPPEARANCE 4/									
1931	1,186	5,617	3,334	1,748	748	313	141	14	13,301
1932	947	5,672	4,176	1,705	955	606	117	13	14,191
1933	495	4,474	4,078	2,302	880	674	175	8	13,086
1934	487	3,251	2,379	1,897	963	864	123	13	9,967
1935	1,288	3,720	3,168	1,963	1,175	719	148	21	12,202
1936	1,107	3,832	3,017	2,820	1,484	658	133	21	15,072
1937	1,115	3,093	3,063	2,229	841	737	66	19	11,183
1938	588	2,267	2,869	2,176	1,487	463	193	48	10,091
1939	1,094	3,051	3,266	3,947	1,960	519	98	17	13,942
1940	410	1,565	2,328	3,554	2,261	514	37	34	10,703
1941	270	1,326	3,184	4,031	2,358	622	116	66	11,970
1942	332	1,708	2,881	4,655	2,096	472	81	83	15,306
1943	606	1,443	2,425	3,845	2,056	437	141	77	11,040
1944	711	1,162	2,386	4,751	1,994	255	98	27	11,384
1945	823	2,166	2,445	4,303	2,491	171	36	20	12,455
1946	705	1,628	1,993	4,575	3,897	373	53	34	13,288

1/ As reported by the Bureau or the Census.

2/ Running bales, counting round as half bales.

3/ Carry-over at the beginning of the season plus crop.

4/ Supply minus carry-over at the end of the season.

