

3. 1118

**UNITED STATES DEPARTMENT of AGRICULTURE
PRODUCTION and MARKETING ADMINISTRATION**

COTTON BRANCH

**COTTON QUALITY STATISTICS
UNITED STATES
1947-48**

Washington, D. C.

1948

CS-33

UNITED STATES DEPARTMENT OF AGRICULTURE
PRODUCTION AND MARKETING ADMINISTRATION
Cotton Branch

COTTON QUALITY STATISTICS
UNITED STATES
1947-48

In assembling the information on which this report is based, the following agencies cooperated during the 1947-48 season:

Arizona Agricultural Experiment Station
Louisiana Agricultural Experiment Station
Louisiana State Department of Agriculture and Immigration
New Mexico Agricultural Experiment Station
North Carolina Agricultural Extension Service

Credit is due cotton ginners, warehousemen, dealers, manufacturers, and owners of cotton, whose cooperation has made this report possible.

Washington, D. C.

December 1948

UNITED STATES DEPARTMENT OF AGRICULTURE
 PRODUCTION AND MARKETING ADMINISTRATION
 Cotton Branch

COTTON QUALITY STATISTICS
 UNITED STATES
 1947-48

CONTENTS

	Table No.	Page No.
Introduction		1
United States tables:		
Grade and staple length of upland cotton ginned in the United States, 1947-48.	1	2-3
Grade and staple length of American Egyptian cotton ginned by States, 1947-48.	2	4
Grade and staple length of upland cotton ginned in the United States, during specified periods, 1947-48.	3	5
Grade and staple length of American Egyptian cotton ginned in the United States, during specified periods, 1947-48.	4	6
Grade of upland cotton ginned in the United States, by States, crops of 1945-47.	5	7-8
Staple length of upland cotton ginned in the United States, by States, crops of 1945-47.	6	9-10
Grade index and average staple length of upland cotton ginned in the United States, by States, crops of 1942-47.	7	11
Preparation of upland cotton ginned in the United States during specified periods, by States, 1947-48.	8	12-13
Tenderability of upland cotton ginned, by States, 1947-48.	9	14
Tenderability of upland cotton ginned in the United States, 1930-47.	10	14
State tables:		
Grade and staple length of upland cotton ginned in Alabama, 1947-48.	11	15
Grade and staple length of upland cotton ginned in Arizona, 1947-48.	12	16
Grade and staple length of upland cotton ginned in Arkansas, 1947-48.	13	17
Grade and staple length of upland cotton ginned in California, 1947-48.	14	18
Grade and staple length of upland cotton ginned in Florida, 1947-48.	15	19
Grade and staple length of upland cotton ginned in Georgia, 1947-48.	16	20
Grade and staple length of upland cotton ginned in Illinois, 1947-48.	17	21
Grade and staple length of upland cotton ginned in Kentucky, 1947-48.	18	22
Grade and staple length of upland cotton ginned in Louisiana, 1947-48.	19	23
Grade and staple length of upland cotton ginned in Mississippi, 1947-48.	20	24
Grade and staple length of upland cotton ginned in Missouri, 1947-48.	21	25
Grade and staple length of upland cotton ginned in New Mexico, 1947-48.	22	26
Grade and staple length of upland cotton ginned in North Carolina, 1947-48.	23	27
Grade and staple length of upland cotton ginned in Oklahoma, 1947-48.	24	28
Grade and staple length of upland cotton ginned in South Carolina, 1947-48.	25	29
Grade and staple length of upland cotton ginned in Tennessee, 1947-48.	26	30
Grade and staple length of upland cotton ginned in Texas, 1947-48.	27	31
Grade and staple length of upland cotton ginned in Virginia, 1947-48.	28	32
Grade and staple length of upland cotton ginned, during specified periods, by States, 1947-48.	29	33-41
Grade and staple length of upland cotton ginned, by States and districts, 1947-48.	30	42-51
Carry-over tables:		
Grade and staple length of upland cotton in the carry-over, United States, August 1, 1948.	31	52-53
Grade and staple length of American Egyptian cotton in the carry-over, United States, August 1, 1948.	32	54
Tenderability of upland cotton in the carry-over, United States, August 1, 1939-48.	33	55
Grade index and average staple length of upland cotton in the carry-over, by places of storage, United States, August 1, 1945-48.	34	55
Grade and staple length of upland cotton in the carry-over, by places of storage, United States, August 1, 1945-48.	35	56-57
Staple length of cotton of foreign growth in the carry-over, August 1, 1939-48.	36	58
Supply and disappearance tables:		
Carry-over, crop, supply and disappearance of American upland cotton, by grade, United States, 1932-48.	37	59
Carry-over, crop, supply and disappearance of American upland cotton, by staple length, United States, 1932-48.	38	60
Grade and staple length of upland cotton in the supply, United States, 1947-48.	39	61

Cotton Quality Statistics, United States
1947-48

This report contains information on the quality of cotton ginned during the 1947-48 season, and on the quality of cotton on hand in the United States on August 1, 1948. To facilitate comparison, certain data contained in the reports for previous years are included. This information should be helpful to cotton growers and breeders and to merchants, consumers, research workers, and others interested in the quality of the crop, and the carry-over.

Estimates of the quality of the ginnings for most of the States are based on the classification of samples representing approximately 10 percent of the crop of upland cotton. These samples were submitted by gins selected to represent a cross-section of the quality of total ginnings by districts and States. In the case of upland and American Egyptian cotton in Arizona, California, New Mexico, and in district 6 of Texas, where from 95 to 100 percent of ginnings are classed under another program, the total samples classed are adjusted to ginnings and used in preparing the estimates. The proportions of the various qualities found in the samples classed were applied to total ginnings as reported by the Bureau of the Census for upland and American Egyptian cotton. For the purpose of preparing the estimates, the major cotton-producing States are divided into districts. Samples classed were weighted by ginning periods for all cotton-producing States as well as by districts for most of the major cotton-producing States.

The report for the carry-over includes statistics on the grade and staple length of upland and American Egyptian cotton and on the staple length of cotton of foreign growth on hand in the United States on August 1, 1948. The estimates of the quality of the carry-over were based on the classification of samples representative of the cotton in consuming establishments, in public warehouses and compresses, and in other places of storage. The proportions of the various qualities found in the samples classed were applied in each instance to the total number of bales in the consuming establishments, public warehouses or compresses, or in other places of storage. Samples were classed from over 85 percent of all cotton located in such places of storage. The figures on the quality of cotton from which samples were classed for each State and for the principal types of storage were then raised to correspond with the number of bales as reported by the Bureau of the Census.

The tables in this report that contain figures on the tenderability of cotton on futures contracts indicate only the total quantities tenderable and untenderable. Reports of this series issued prior to 1941 have given separately the quantities of cotton of untenderable grades, those of untenderable staple lengths, and those untenderable in both grade and staple length.

A revision in cotton futures contracts after 1941 has reduced the number of tenderable grades and has excluded from delivery any cotton reduced in grade or staple length because of irregularities or defects found in the samples submitted for classification. Moreover, the revisions have limited the tenderable qualities of non-rain-grown cottons to those classified as Middling or better, White and Extra White, 1-1/32 inches and longer in staple. In view of these changes in the cotton futures contracts, it is not practicable to tabulate the data on tenderability in the same detail as heretofore.

Throughout this report the official grade designations are abbreviated as follows: Middling Fair, 1-M.F.; Strict Good Middling, 2-S.G.M.; Good Middling, 3-G.M.; Strict Middling, 4-S.M.; Middling, 5-M.; Strict Low Middling, 6-S.L.M.; Low Middling, 7-L.M.; Strict Good Ordinary, 8-S.G.O.; Good Ordinary, 9-G.O.

Table 1.—Grade and staple length of upland cotton ginned in the United States, 1947-48

Grade	3/4 inch and shorter		7/8		15/16		31/32		1		1-1/32		1-1/16		1-1/8		1-3/16		1-1/2		1-5/8		1-3/4					
	Bales	Weight	Bales	Weight	Bales	Weight	Bales	Weight	Bales	Weight	Bales	Weight	Bales	Weight	Bales	Weight	Bales	Weight	Bales	Weight	Bales	Weight	Bales	Weight				
Extra Whites:																												
3-0.M.	12	324	3	351	3	1,842	64	44	7	262	12,091	65,921	59,326	16,645	709	144	236	106	132,661	1.1								
4-0.M.	15	693	1,998	50	3,943	4,136	16,708	201,243	413,461	287,721	76,742	4,492	1,020	1,481	465	966,123	8.5											
5-0.M.	460	6,120	7,742	15,342	42,953	1,040	600	558	775	31,170	35,250	50,283	617	47	3	90	228,101	2.0										
6-0.M.	3,000	84,507	111,074	112,674	239,176	185,691	319,667	447,976	64,971	325,478	64,971	10,476	1,810	910	460	490	1,925,650	16.7										
7-0.M.	4,894	223,377	191,439	142,953	273,153	242,642	692,357	1,074,976	793,312	149,382	18,709	5,061	1,820	610	940	5,834,170	53.1											
8-0.M.	2,338	64,941	67,747	45,888	69,324	111,846	586,168	669,239	507,212	49,485	6,118	862	170	160	210	1,721,865	14.9											
9-0.M.	882	26,876	29,541	13,434	38,846	44,218	77,201	105,707	200,088	68,846	8,317	280	170	40	503,352	7.0												
Total	12,006	469,567	478,548	376,392	771,114	694,466	1,737,650	2,482,166	1,639,999	276,082	37,227	6,196	1,240	1,790	8,875,913	76.8												
Spotted:																												
3-0.M.	40	19,985	34,316	16,386	16,684	6,246	6,067	11,646	6,866	79	681	621	27	1	119,463	1.0												
4-0.M.	942	105,692	112,672	69,484	40,519	77,843	99,071	27,971	5,512	1,163	482	15	20	20	878,397	6.0												
5-0.M.	862	37,707	45,611	20,706	32,415	34,006	21,137	50,069	6,659	2,814	669	56	1	14	377,653	3.3												
6-0.M.	881	87,071	53,612	13,699	29,870	34,753	49,862	26,162	6,117	836	145	71	10	10	263,069	2.3												
7-0.M.	1,797	39,256	22,607	5,653	20,117	10,440	35,576	22,306	1,969	63	50	10	36	154,753	1.3													
Total	4,512	269,191	269,218	108,926	159,670	116,944	257,785	249,168	68,860	8,983	2,668	190	51	36	1,493,428	12.9												
Tinged:																												
3-0.M.	2	279	11	989	160	870	2	43	45	7	106	7	1	119	*													
4-0.M.	103	5,815	6,756	1,678	1,971	1,121	273	10	10	10	275	10	1	21,680	2													
5-0.M.	668	17,066	11,560	1,862	3,967	1,216	2,607	1,821	120	8	120	4	1	40,386	4													
6-0.M.	809	9,089	5,390	2,60	2,070	808	5,121	2,473	355	4	355	4	1	24,379	2													
Total	1,602	32,248	24,685	3,882	9,383	3,313	6,474	6,021	861	11	10	10	10	90,390	8													
Yellow Spinalled:																												
3-0.M.	10	251	124	20	143	21	26	1	1	1	1	1	1	412	*													
4-0.M.	266	2,067	1,063	110	143	21	26	1	1	1	1	1	1	3,645	*													
Total	266	2,068	1,187	130	160	21	26	1	1	1	1	1	1	4,067	*													
Gray:																												
3-0.M.	50	60	100	89	64	455	6,977	4,306	216	25	1	1	1	11,232	1													
4-0.M.	22	365	414	661	988	3,222	12,628	8,543	688	78	1	1	1	28,171	2													
5-0.M.	220	820	1,354	990	1,661	4,354	16,357	6,151	286	41	20	1	1	44,063	6													
6-0.M.	20	600	448	90	614	678	153	153	6	6	1	1	1	3,987	*													
Total	64	1,835	2,246	1,841	5,091	6,132	34,440	19,053	1,196	144	20	2	2	87,443	8													
Below Grade:																												
Total	741	6,839	2,864	180	2,103	398	3,866	1,377	194	7	7	7	7	19,579	2													
All grades:																												
Percent	20.106	792,949	777,633	498,260	948,363	624,402	2,043,619	2,944,399	2,036,128	644,909	116,601	11,565	4,972	2,742	2,290	11,656,930	100.0											
Percent	0.2	6.3	6.7	4.2	8.2	7.1	17.7	25.6	17.6	4.7	1.0	0.1	*	*	*	100.0												
All grades:																												
Percent																										Percentage rough preparation	2.9
Grade index:																										56.9	
Average staple length:																										51.7	
* Less than 0.06 percent.																												

Table 1. -- Grade and staple length of upland cotton ginned in the United States, 1947-48 - Continued

Grade	15/16 inch		7/8 inch		29/32 inch		15/16 inch		31/32 inch		1 inch		1-1/8 inch		1-1/16 inch		1-3/32 inch		1-1/8 inch		1-5/32 inch		1-7/32 inch		1-1/4 inch		
	Percent	Staple Length	Percent	Staple Length	Percent	Staple Length	Percent	Staple Length	Percent	Staple Length	Percent	Staple Length	Percent	Staple Length	Percent	Staple Length	Percent	Staple Length	Percent	Staple Length	Percent	Staple Length	Percent	Staple Length	Percent	Staple Length	
Extra Whites:																											
3-G.M.	-		-		-		-		-		-		-		-		-		-		-		-		-		-
4-S.M.	-		-		-		-		-		-		-		-		-		-		-		-		-		-
5-M.	-		-		-		-		-		-		-		-		-		-		-		-		-		-
6-S.L.M.	-		-		-		-		-		-		-		-		-		-		-		-		-		-
7-L.M.	-		-		-		-		-		-		-		-		-		-		-		-		-		-
8-S.G.O.	-		-		-		-		-		-		-		-		-		-		-		-		-		-
9-G.O.	0.1	0.1	-		-		-		-		-		-		-		-		-		-		-		-		-
Total	.1	.1	.2	.4	.5	.9	6.6	20.2	47.2	65.8	58.7	20.5	65.8	20.3	80.3	20.3	80.3	20.3	80.3	20.3	80.3	20.3	80.3	20.3	80.3	20.3	80.3
Whites:																											
1-M.F.	-		-		-		-		-		-		-		-		-		-		-		-		-		-
2-S.G.M.	-		-		-		-		-		-		-		-		-		-		-		-		-		-
3-G.M.	2.3	4.8	3.2	4.5	3.6	1.7	1.7	1.7	1.7	1.6	1.6	1.2	1.2	1.7	1.7	1.7	1.7	1.7	1.7	1.7	1.7	1.7	1.7	1.7	1.7	1.7	1.7
4-S.M.	14.9	10.6	23.2	14.3	22.3	15.7	15.9	16.0	11.9	9.0	16.3	16.0	11.9	9.0	16.3	16.0	11.9	9.0	16.3	16.0	11.9	9.0	16.3	16.0	11.9	9.0	16.3
5-M.	24.3	28.2	29.5	28.9	31.8	35.9	36.8	29.0	27.4	16.1	26.3	35.6	22.2	41.1	26.3	35.6	22.2	41.1	26.3	35.6	22.2	41.1	26.3	35.6	22.2	41.1	26.3
6-S.L.M.	11.6	10.7	8.7	9.6	13.6	13.9	19.3	9.4	13.6	13.9	19.3	9.4	13.6	13.9	19.3	9.4	13.6	13.9	19.3	9.4	13.6	13.9	19.3	9.4	13.6	13.9	19.3
7-L.M.	4.2	7.5	8.7	9.1	8.6	9.4	9.6	8.6	9.4	9.6	8.6	9.4	9.6	8.6	9.4	9.6	8.6	9.4	9.6	8.6	9.4	9.6	8.6	9.4	9.6	8.6	9.4
8-S.G.O.	3.9	3.4	2.8	3.4	3.4	4.2	3.0	4.2	3.0	4.2	3.0	4.2	3.0	4.2	3.0	4.2	3.0	4.2	3.0	4.2	3.0	4.2	3.0	4.2	3.0	4.2	3.0
9-G.O.	2.9	.6	.1	.4	.5	.3	1.1	.5	.3	1.1	.5	.3	1.1	.5	.3	1.1	.5	.3	1.1	.5	.3	1.1	.5	.3	1.1	.5	.3
Total	64.1	61.8	61.1	77.4	81.3	84.3	86.1	83.3	76.7	80.9	31.9	83.4	75.6	46.2	78.1	46.2	78.1	46.2	78.1	46.2	78.1	46.2	78.1	46.2	78.1	46.2	78.1
Spotted:																											
3-G.M.	.2	2.6	4.4	3.4	1.8	.8	.3	.4	.3	.4	.3	.4	.3	.4	.3	.4	.3	.4	.3	.4	.3	.4	.3	.4	.3	.4	
4-S.M.	4.7	13.3	14.6	10.2	6.3	4.9	3.8	3.3	1.4	.8	1.0	.8	1.0	.8	1.0	.8	1.0	.8	1.0	.8	1.0	.8	1.0	.8	1.0		
5-M.	4.3	4.8	5.9	4.3	4.4	4.1	4.5	3.1	1.0	.8	3.1	1.0	.8	3.1	1.0	.8	3.1	1.0	.8	3.1	1.0	.8	3.1	1.0	.8		
6-S.L.M.	4.4	7.5	6.9	2.8	3.1	3.0	2.4	.9	.5	.2	.1	.2	.1	.2	.1	.2	.1	.2	.1	.2	.1	.2	.1	.2	.1		
7-L.M.	8.9	4.8	2.9	.8	2.1	1.8	1.6	.8	.1	.1	.1	.1	.1	.1	.1	.1	.1	.1	.1	.1	.1	.1	.1	.1	.1		
Total	22.6	32.7	34.6	21.5	16.7	14.1	13.6	8.6	3.1	1.6	2.1	1.6	2.1	1.6	2.1	1.6	2.1	1.6	2.1	1.6	2.1	1.6	2.1	1.6	2.1		
Tinged:																											
3-G.M.	-		-		-		-		-		-		-		-		-		-		-		-		-		
4-S.M.	.1	.7	.9	.5	.3	.1	.1	.1	.1	.1	.1	.1	.1	.1	.1	.1	.1	.1	.1	.1	.1	.1	.1	.1	.1		
5-M.	.5	2.2	1.6	.4	.4	.1	.1	.1	.1	.1	.1	.1	.1	.1	.1	.1	.1	.1	.1	.1	.1	.1	.1	.1	.1		
6-S.L.M.	4.0	1.1	.7	.1	.2	.1	.2	.1	.1	.1	.1	.1	.1	.1	.1	.1	.1	.1	.1	.1	.1	.1	.1	.1	.1		
7-L.M.	.1	.1	.1	.1	.1	.1	.1	.1	.1	.1	.1	.1	.1	.1	.1	.1	.1	.1	.1	.1	.1	.1	.1	.1	.1		
Total	1.4	.3	.1	.1	.1	.1	.1	.1	.1	.1	.1	.1	.1	.1	.1	.1	.1	.1	.1	.1	.1	.1	.1	.1	.1		
Yellow Stained:																											
3-G.M.	-		-		-		-		-		-		-		-		-		-		-		-		-		
4-S.M.	.1	.1	.1	.1	.1	.1	.1	.1	.1	.1	.1	.1	.1	.1	.1	.1	.1	.1	.1	.1	.1	.1	.1	.1	.1		
5-M.	.1	.1	.1	.1	.1	.1	.1	.1	.1	.1	.1	.1	.1	.1	.1	.1	.1	.1	.1	.1	.1	.1	.1	.1	.1		
6-S.L.M.	.1	.1	.1	.1	.1	.1	.1	.1	.1	.1	.1	.1	.1	.1	.1	.1	.1	.1	.1	.1	.1	.1	.1	.1	.1		
Total	.3	.2	.4	.3	.3	.7	.8	1.1	.9	.2	.1	.2	.1	.2	.1	.2	.1	.2	.1	.2	.1	.2	.1	.2	.1		
Below Grade	3.7	.9	.4	.2	.1	.2	.1	.2	.1	.2	.1	.2	.1	.2	.1	.2	.1	.2	.1	.2	.1	.2	.1	.2	.1		
All grades	100.0	100.0	100.0	100.0	100.0	100.0	100.0	100.0	100.0	100.0	100.0	100.0	100.0	100.0	100.0	100.0	100.0	100.0	100.0	100.0	100.0	100.0	100.0	100.0	100.0		

* Less than 0.06 percent.

Table 2.—Grade and staple length of American Egyptian cotton ginned by States, 1947-48

Grade	ARIZONA											
	Production						Percentages					
	1-7/32 inches and shorter	1-8/32 inches	1-9/32 inches and longer	1-10/32 inches and longer	1-11/32 inches and longer	1-12/32 inches and longer	1-13/32 inches and longer	1-14/32 inches and longer	1-15/32 inches and longer	1-16/32 inches and longer	1-17/32 inches and longer	1-18/32 inches and longer
1.	Bales	Bales	Bales	Bales	Bales	Bales	Percent	Percent	Percent	Percent	Percent	Percent
1-1/2.	-	3	19	2	24	-	42.9	12.9	50.0	16.2	-	-
2.	-	-	75	2	75	-	47.5	49.7	50.0	47.5	-	-
2-1/2.	-	1	49	-	50	-	14.3	33.3	-	31.6	-	-
3.	-	-	2	-	2	-	2.0	2.0	-	1.9	-	-
3-1/2.	-	1	1	-	2	-	14.3	1.4	-	1.3	-	-
4.	-	-	-	-	-	-	-	.7	-	1.3	-	-
4-1/2.	-	2	-	-	2	-	28.5	-	-	1.2	-	-
5 and lower.	-	-	-	-	-	-	-	-	-	-	-	-
All grades . . .	-	7	147	4	158	-	100.0	100.0	100.0	100.0	100.0	100.0

Grade	TEXAS											
	Production						Percentages					
	1-7/32 inches and shorter	1-8/32 inches	1-9/32 inches and longer	1-10/32 inches and longer	1-11/32 inches and longer	1-12/32 inches and longer	1-13/32 inches and longer	1-14/32 inches and longer	1-15/32 inches and longer	1-16/32 inches and longer	1-17/32 inches and longer	1-18/32 inches and longer
1.	Bales	Bales	Bales	Bales	Bales	Bales	Percent	Percent	Percent	Percent	Percent	Percent
1-1/2.	-	1	224	65	280	-	17.9	31.2	40.1	26.7	-	-
2.	-	27	279	73	379	-	35.1	38.9	53.3	36.1	-	-
2-1/2.	-	4	185	9	212	-	19.2	21.3	6.6	20.2	-	-
3.	-	29	42	-	75	-	9.9	6.9	-	7.1	-	-
3-1/2.	-	12	16	-	32	-	2.2	2.2	-	3.0	-	-
4.	-	10	3	-	15	-	7.9	2.2	-	1.4	-	-
4-1/2.	-	1	-	-	11	-	2.2	6.6	-	1.0	-	-
5 and lower.	-	39	-	-	42	-	86.7	2.5	-	4.3	-	-
All grades . . .	-	45	151	137	1,050	-	100.0	100.0	100.0	100.0	100.0	100.0

Grade	UNITED STATES											
	Production						Percentages					
	1-7/32 inches and shorter	1-8/32 inches	1-9/32 inches and longer	1-10/32 inches and longer	1-11/32 inches and longer	1-12/32 inches and longer	1-13/32 inches and longer	1-14/32 inches and longer	1-15/32 inches and longer	1-16/32 inches and longer	1-17/32 inches and longer	1-18/32 inches and longer
1.	Bales	Bales	Bales	Bales	Bales	Bales	Percent	Percent	Percent	Percent	Percent	Percent
1-1/2.	-	4	243	67	304	-	2.6	26.1	40.4	26.2	-	-
2.	-	27	392	75	454	-	17.1	40.7	53.3	37.6	-	-
2-1/2.	-	61	202	9	262	-	32.5	23.4	6.4	21.7	-	-
3.	-	4	45	-	78	-	8.9	6.2	-	6.5	-	-
3-1/2.	-	15	18	-	34	-	2.2	2.1	-	2.9	-	-
4.	-	13	4	-	17	-	8.2	.5	-	1.4	-	-
4-1/2.	-	10	-	-	11	-	2.2	3.8	-	.9	-	-
5 and lower.	-	39	-	-	42	-	86.7	1.9	-	3.5	-	-
All grades . . .	-	45	158	141	1,208	-	100.0	100.0	100.0	100.0	100.0	100.0

1/2 As reported by the Bureau of the Census, running bales.

Table 3.—Grade and staple length of upland cotton ginned in the United States, during specified periods, 1947-48

Grade and staple length	Prior to Sept. 1	September	October	November	After Nov. 30	Total Crop	Prior to Sept. 1	September	October	November	After Nov. 30	Total Crop
		Bales	Bales	Bales	Bales	Bales		Percent	Percent	Percent	Percent	Percent
Extra White:												
3-0-M.	69	39,154	80,924	11,901	605	132,651	*	1.2	1.8	0.7	*	1.1
4-0-M.	4,446	75,734	289,586	139,345	17,778	526,879	0.6	2.4	6.4	8.4	1.2	4.7
5-M.	2,637	16,976	60,731	133,709	32,072	246,123	.5	.5	1.4	8.0	2.3	2.1
6-3-L-M.	98	657	3,584	22,049	32,555	58,943	*	*	.1	1.3	.2	.5
7-L-M.	2	14	231	2,170	14,189	16,606	*	*	*	.1	.9	.1
8-3-0-0.	-	2	9	109	3,682	3,802	*	*	*	*	.2	*
9-0-0.	-	6	-	2	1,111	1,119	*	*	*	*	*	*
Total	7,252	132,531	435,065	309,285	101,990	986,123	1.1	4.1	9.7	18.5	6.8	8.5
White:												
1-M-F.	-	-	-	-	-	3,866	.1	.1	-	-	-	-
2-3-0-M.	390	2,924	552	-	-	4,866	.1	.1	.7	*	*	2.0
3-0-M.	36,290	160,983	29,660	727	444	228,101	5.3	5.0	.7	*	*	16.7
4-0-M.	237,570	1,078,209	561,200	38,318	10,233	1,925,530	34.6	33.5	12.6	2.3	.7	15.2
5-M.	213,047	1,297,254	1,996,246	271,819	55,804	3,034,170	31.1	40.3	44.8	16.2	3.7	33.2
6-3-L-M.	116,345	319,637	787,164	380,117	118,002	1,721,265	17.0	9.9	17.6	22.6	7.8	14.9
7-L-M.	14,865	41,462	135,444	250,423	331,170	803,332	6.5	1.3	3.0	15.0	21.9	7.0
8-3-0-0.	16,110	7,521	9,051	69,323	203,173	309,178	2.3	.2	.2	4.1	13.4	2.6
9-0-0.	990	770	790	8,697	43,224	54,471	.1	*	*	.5	2.9	.5
Total	665,585	2,908,750	3,520,107	1,019,424	762,047	8,875,913	97.0	90.3	78.9	60.7	50.4	75.9
Spotted:												
1-2-M.	1,367	29,415	71,381	9,889	7,601	119,653	.2	.9	1.6	.6	.5	1.0
4-0-M.	5,549	109,995	305,488	122,730	34,175	578,347	.9	3.5	6.9	7.4	2.3	5.0
5-M.	2,356	36,511	113,504	121,614	104,178	377,568	.3	1.1	2.5	7.2	6.9	3.3
6-3-L-M.	390	3,498	14,773	45,677	198,751	263,089	.1	.1	.3	2.7	13.3	2.3
7-L-M.	110	391	1,262	9,531	143,439	154,733	*	*	*	.6	9.5	1.2
Total	10,172	179,720	506,548	308,841	488,144	1,093,425	1.5	5.6	11.3	18.5	32.5	12.9
Tinged:												
3-0-M.	-	-	30	29	60	119	-	-	*	*	*	*
4-0-M.	-	60	590	497	2,709	3,856	-	*	*	*	.1	*
5-M.	20	40	390	1,033	20,167	21,650	*	*	*	.1	1.3	.2
6-3-L-M.	10	11	110	380	39,875	40,386	*	*	*	*	2.8	.3
7-L-M.	-	22	35	96	24,226	24,579	-	*	*	*	4.6	.2
Total	30	133	1,155	2,035	67,037	90,390	*	*	*	.1	5.6	.7
Yellow Stained:												
3-0-M.	-	-	-	-	-	432	-	-	-	-	-	*
4-0-M.	-	-	-	-	-	3,645	-	-	-	-	.3	*
5-M.	-	-	-	-	-	-	-	-	-	-	-	*
Total	-	-	-	-	-	4,077	-	-	-	-	.3	*
Greys:												
3-0-M.	-	185	156	6,389	4,492	11,222	-	*	*	.4	.3	.1
4-0-M.	160	147	1,468	9,866	16,540	28,171	-	*	.1	.6	1.1	.2
5-M.	2,270	143	1,093	14,291	26,366	44,063	.3	*	*	.9	1.7	.5
6-3-L-M.	570	12	65	432	2,903	3,977	.1	*	*	*	.2	*
Total	3,000	487	2,770	30,985	50,201	87,443	.4	*	.1	1.9	3.3	.8
Below Grade	70	61	169	974	17,305	18,579	*	*	*	.1	1.1	.2
All grades	686,109	3,221,622	4,465,814	1,671,544	1,510,781	11,555,930	100.0	100.0	100.0	100.0	100.0	100.0
Grade index	96.9	100.8	99.0	94.2	84.4	96.9	-	-	-	-	-	-
Staple length (inches)												
13/16 and shorter	780	96,299	280,447	207,537	227,694	812,757	.1	3.0	6.3	12.4	15.1	7.0
7/8	5,410	114,117	293,668	169,221	195,217	777,633	.8	3.5	6.6	10.1	12.9	6.7
29/32	7,660	128,986	204,605	69,667	74,332	485,250	1.1	4.0	4.6	4.2	4.9	4.2
15/16	35,395	516,366	325,305	111,912	159,375	940,353	5.2	9.8	7.3	6.7	10.5	8.2
31/32	57,606	321,461	222,486	86,965	115,986	824,402	8.4	10.0	5.4	5.2	7.7	7.1
1	159,802	661,582	666,786	266,111	297,508	2,025,819	22.7	20.5	14.8	15.9	19.7	17.7
1-1/32	299,642	911,473	1,001,218	387,291	304,775	2,944,399	37.8	28.3	24.2	23.2	20.2	25.6
1-1/16	17,300	512,652	976,118	286,930	114,676	2,036,128	21.0	15.9	21.9	17.2	7.7	17.6
1-1/8	1,880	31,154	69,339	12,441	1,877	116,691	.3	1.0	1.1	4.3	2.1	4.7
1-5/32	520	3,491	6,380	909	295	11,595	.1	.1	.1	.1	*	.1
1-1/4	260	1,147	2,608	516	441	4,972	*	*	.1	*	*	*
1-7/32	80	654	1,521	481	26	2,742	*	*	*	*	*	*
1-1/2 and longer	30	716	1,297	175	72	2,290	*	*	*	*	*	*
All lengths	686,109	3,221,622	4,465,814	1,671,544	1,510,781	11,555,930	100.0	100.0	100.0	100.0	100.0	100.0
Average staple length (32d inches)	32.6	32.0	32.0	31.3	30.5	31.7	-	-	-	-	-	-

1/ As reported by the Bureau of the Census, running bales, linters excluded.
* Less than 0.05 percent.

Table 4.--Grade and staple length of American Egyptian cotton ginned in the United States, during specified periods, 1947-48

Grade and staple length	Ginnings					
	Prior to Sept. 1	September	October	November	After Nov. 30	Total crop
	Bales	Bales	Bales	Bales	Bales	Bales
1.	-	9	167	113	15	304
1-1/2.	-	1	207	189	57	454
2.	-	-	39	119	104	262
2-1/2.	-	-	15	3	60	78
3.	-	-	-	2	32	34
3-1/2.	-	-	-	-	17	17
4.	-	-	-	-	10	10
4-1/2.	-	-	-	-	7	7
5 and lower.	-	-	-	-	42	42
All grades ^{1/}	-	10	428	426	344	1,208
<u>Staple length (inches)</u>						
1-9/32 and shorter	-	-	-	-	-	-
1-5/16 and 1-11/32	-	-	-	-	-	-
1-3/8 and 1-13/32	-	-	-	-	45	45
1-7/16 and 1-15/32	-	-	-	19	139	158
1-1/2 and 1-17/32	-	8	353	343	160	864
1-9/16 and longer	-	2	75	64	-	141
All lengths ^{1/}	-	10	428	426	344	1,208
	Percent	Percent	Percent	Percent	Percent	Percent
1.	-	90.0	39.0	26.5	4.4	25.2
1-1/2.	-	10.0	48.4	44.4	16.6	37.6
2.	-	-	9.1	27.9	30.2	21.7
2-1/2.	-	-	3.5	.7	17.4	6.5
3.	-	-	-	.5	9.3	2.8
3-1/2.	-	-	-	-	4.9	1.4
4.	-	-	-	-	2.9	.8
4-1/2.	-	-	-	-	2.0	.6
5 and lower.	-	-	-	-	12.3	3.4
All grades	-	100.0	100.0	100.0	100.0	100.0
<u>Staple length (inches)</u>						
1-9/32 and shorter	-	-	-	-	-	-
1-5/16 and 1-11/32	-	-	-	-	-	-
1-3/8 and 1-13/32	-	-	-	-	13.1	3.7
1-7/16 and 1-15/32	-	-	-	4.5	40.4	13.1
1-1/2 and 1-17/32	-	80.0	82.5	80.5	46.5	71.5
1-9/16 and longer	-	20.0	17.5	15.0	-	11.7
All lengths	-	100.0	100.0	100.0	100.0	100.0

^{1/} As reported by the Bureau of the Census, running bales.

Table 5.—Grade of upland cotton ginned in the United States, by States, crops of 1945-47—Continued

State	SPOTTED			TINGED			YELLOW			GRAY			BELOW			TOTAL	
	1945	1946	1947	1945	1946	1947	1945	1946	1947	1945	1946	1947	1945	1946	1947		
Alabama	•	2.4	19.9	34.5	3.5	0.6	0.1	4.0	2.5	0.5	0.6	-	-	-	-	0.3	100.0
	•	1.9	40.4	39.9	5.5	1.1	1.1	7.0	3.8	4.1	4.1	-	-	-	-	4.4	100.0
	•	0.3	15.2	53.7	11.6	2.2	0.3	7.8	3.7	1.0	0.3	-	-	-	-	1.1	100.0
Arizona	•	11.2	18.5	11.9	5.0	2.9	1.7	19.9	17.0	6.3	2.8	-	-	-	-	0.1	100.0
	•	4.7	13.8	21.2	12.3	3.0	1.0	10.6	18.6	6.2	3.4	-	-	-	-	1.6	100.0
	•	5	14.6	25.8	9.2	1.1	1.0	2.6	12.9	11.4	8.4	3.8	-	-	-	1.4	100.0
Arkansas	•	9	29.0	35.0	6.3	6.5	11.3	6	1.4	1.0	1.9	-	-	-	-	5	100.0
	•	1.1	4.5	33.9	10.1	6.7	4.8	1.0	1.1	3.3	4.1	-	-	-	-	1.0	100.0
	•	4.0	25.4	36.7	12.7	6.4	6.5	1.6	7	1.0	1.8	-	-	-	-	1.6	100.0
California	•	1.0	16.4	33.0	17.8	8.5	4.0	2.2	4	2.5	1.4	-	-	-	-	9.8	100.0
	•	2.5	11.0	20.2	7.0	3.2	2.2	1.6	1.2	1.6	1.9	-	-	-	-	5.3	100.0
	•	12.0	47.9	21.7	3.4	4.1	1.1	1.0	2.7	1.7	1.0	0.7	-	-	-	3.7	100.0
Florida	•	3	11.1	16.9	17.1	1.1	-	-	1.0	0.3	-	-	-	-	-	-	100.0
	•	5	17.0	29.1	26.1	7.2	-	-	1.9	13.3	4.5	-	-	-	-	-	100.0
	•	5	16.1	39.9	7.5	-	-	-	2.2	3.1	7	-	-	-	-	-	100.0
Georgia	•	1	21.4	16.1	14.2	3.2	1.6	-	6.1	5.9	4.8	-	-	-	-	1	100.0
	•	3.7	22.5	31.1	8.2	1.5	1.6	1.1	16.3	13.6	4.8	-	-	-	-	1	100.0
	•	7	9.7	38.5	29.6	7.8	1.2	2	4.5	5.6	1.8	-	-	-	-	1	100.0
Louisiana	•	1	5.1	30.8	11.3	11.9	1.8	1	1.9	2.7	4.6	-	-	-	-	1	100.0
	•	2	4.2	32.7	15.7	6.4	7.7	1	4	5.3	2.8	7.2	-	-	-	7	100.0
	•	1.6	22.3	16.5	18.2	3.8	4.1	1	2.5	3.7	4.8	-	-	-	-	1	100.0
Mississippi	•	5.8	33.6	38.6	9.2	2.3	3.5	1	4.6	4.2	4.1	-	-	-	-	9	100.0
	•	7	9.4	37.5	14.0	5.0	1.1	3	1.1	5	1	-	-	-	-	5.3	100.0
	•	2.8	21.8	15.6	15.0	6.5	1.1	3	1.3	4.8	1.1	-	-	-	-	1.5	100.0
Missouri	•	5	20.4	22.9	4.8	13.1	21.8	1	1.2	3.0	5	-	-	-	-	1	100.0
	•	3.7	25.3	33.1	6.3	16.4	11.1	4	1.7	5	4.1	-	-	-	-	4.8	100.0
	•	1.7	12.9	13.2	11.3	11.4	2.4	1	1	1.0	6.5	-	-	-	-	1	100.0
New Mexico	•	5	14.6	31.1	25.7	3.7	1.6	2	6.1	2.7	3.0	-	-	-	-	2	100.0
	•	1.1	19.4	47.9	21.8	2.5	7	5	1.9	1.4	4.6	-	-	-	-	2	100.0
	•	11.1	16.9	30.2	7.8	2.5	4.1	1	2	1.3	2.6	3.4	-	-	-	4	100.0
N. Carolina	•	1	10.3	13.6	32.6	3.6	3.6	1.2	1.8	3.7	1.2	-	-	-	-	1.4	100.0
	•	1.5	17.1	16.1	11.1	11.1	3	1	3.7	9.0	1.3	-	-	-	-	7	100.0
	•	1.8	10.1	28.2	29.2	7.0	4.6	2	2.9	8.4	7.2	3.1	-	-	-	7	100.0
Oklahoma	•	3	1.1	18.5	28.6	11.0	1.8	-	1.2	13.2	11.6	3.1	-	-	-	3	100.0
	•	2.1	12.3	15.5	21.6	7.5	1.1	3	4.1	13.7	11.6	1.4	-	-	-	3	100.0
	•	2	9.4	18.1	11.8	11.3	3.5	2	22.7	10.4	3.8	0.9	-	-	-	2	100.0
S. Carolina	•	2	10.5	32.3	25.6	9.7	4.0	1	2.2	11.0	2.8	7	-	-	-	1	100.0
	•	4	31.1	11.2	11.2	1.5	1	1	4.0	6.0	2.2	0.3	-	-	-	1	100.0
	•	1.6	32.7	38.5	12.7	1.5	1	1	1	1	1	1	-	-	-	1	100.0
Tennessee	•	1.1	28.4	33.9	6.7	7.2	13.3	-	1.0	1.3	4.6	-	-	-	-	5.6	100.0
	•	2.8	43.9	35.0	4.9	6.5	5.0	-	5	7	4.1	3.3	-	-	-	1	100.0
	•	16.3	55.9	12.2	4.0	3.7	1.0	-	2.2	2.2	2.2	2.2	-	-	-	2.2	100.0
Texas	•	2	7.2	20.1	26.6	19.4	7.7	1.0	4.3	8.1	3.7	4.8	-	-	-	3	100.0
	•	6	11.6	20.5	25.2	12.4	3.4	5	5.0	7.8	3.1	1.1	-	-	-	2	100.0
	•	4.0	21.2	29.0	11.7	7.0	2.5	3	2.8	8.3	3.1	3.6	1.6	-	-	3	100.0
Virginia	•	4.0	73.7	17.5	4.6	-	-	-	4.5	3.2	5	-	-	-	-	4	100.0
	•	5.4	12.3	58.1	15.9	4.5	-	-	3.3	3.7	3.3	-	-	-	-	4	100.0
	•	3	10.2	18.3	28.9	4.5	-	-	7	5.5	3.1	2.5	-	-	-	4	100.0
All other States	•	2	11.5	37.3	10.5	8.5	11.1	-	1.8	2.7	1.6	4.0	-	-	-	1	100.0
	•	3	0.6	11.9	11.4	8.9	-	2	2.3	4.1	3.6	-	-	-	-	2	100.0
	•	8	3.4	36.2	15.1	15.2	8.7	3.2	1	3	3.7	5.7	-	-	-	2	100.0

Includes all grades.
 • Bales that are lower in grade than the lowest official standard for the corresponding color group.
 * As reported by the Bureau of the Census, running bales, linters excluded.
 † Includes Illinois and Kentucky.
 ‡ Less than 0.05 percent.

Table 6.— Staple length of upland cotton ginned in the United States, by States, crops of 1945-47

State	13/16		7/8		29/32		15/16		31/32		1		1-1/32		1-1/16		1-1/8		1-5/32		1-1/4		1-7/16		1-1/2		All staple lengths 2 1/2					
	Bales	inches	Bales	inches	Bales	inches	Bales	inches	Bales	inches	Bales	inches	Bales	inches	Bales	inches	Bales	inches	Bales	inches	Bales	inches	Bales	inches	Bales	inches	Bales	inches				
Alabama	1,210	60,730	1,400	60,730	1,400	60,730	1,400	60,730	1,400	60,730	1,400	60,730	1,400	60,730	1,400	60,730	1,400	60,730	1,400	60,730	1,400	60,730	1,400	60,730	1,400	60,730	1,400	60,730	1,400	60,730		
Arizona	764	2,013	3,024	6,065	9,207	30,121	49,854	11,551	17,216	35,068	56,250	119,925	1,138	304	1,138	29	5	1,138	22	15	1,138	22	15	1,138	22	15	1,138	22	15	1,138	22	15
Arkansas	2,300	12,720	2,800	14,560	28,310	142,590	29,780	142,590	29,780	142,590	29,780	142,590	29,780	142,590	29,780	142,590	29,780	142,590	29,780	142,590	29,780	142,590	29,780	142,590	29,780	142,590	29,780	142,590	29,780	142,590	29,780	142,590
California	1,868	7,111	7	11,859	6,845	26,169	69,698	177,207	149,323	1,160	11	1,160	11	1,160	11	1,160	11	1,160	11	1,160	11	1,160	11	1,160	11	1,160	11	1,160	11	1,160	11	1,160
Florida	72	80	80	78	1695	2,021	1,900	1,253	121	2,021	1,253	121	2,021	1,253	121	2,021	1,253	121	2,021	1,253	121	2,021	1,253	121	2,021	1,253	121	2,021	1,253	121	2,021	1,253
Georgia	1,170	12,450	2,830	16,270	71,850	269,812	170,680	33,750	3,310	880	1,500	1,500	1,500	1,500	1,500	1,500	1,500	1,500	1,500	1,500	1,500	1,500	1,500	1,500	1,500	1,500	1,500	1,500	1,500	1,500	1,500	1,500
Louisiana	260	1,050	30	3,400	3,210	7,750	21,860	86,590	174,752	150,500	34,180	2,160	900	390	230	260	170	230	260	170	230	260	170	230	260	170	230	260	170	230	260	
Mississippi	140	2,050	1,900	15,170	14,560	118,020	137,840	540,505	257,840	60,400	16,880	10,350	6,000	16,880	10,350	6,000	16,880	10,350	6,000	16,880	10,350	6,000	16,880	10,350	6,000	16,880	10,350	6,000	16,880	10,350	6,000	
Missouri	90	1,990	2,520	31,790	11,280	25,300	28,130	50,302	25,600	320	100	90	210	320	100	90	210	320	100	90	210	320	100	90	210	320	100	90	210	320	100	
New Mexico	1,942	1,395	1,395	1,395	1,395	1,395	1,395	1,395	1,395	1,395	1,395	1,395	1,395	1,395	1,395	1,395	1,395	1,395	1,395	1,395	1,395	1,395	1,395	1,395	1,395	1,395	1,395	1,395	1,395	1,395	1,395	
N. Carolina	140	2,210	2,990	18,060	60,000	130,350	131,977	56,790	12,570	3,570	2,570	2,570	2,570	2,570	2,570	2,570	2,570	2,570	2,570	2,570	2,570	2,570	2,570	2,570	2,570	2,570	2,570	2,570	2,570	2,570	2,570	
Oklahoma	1,945	6,180	6,180	6,180	6,180	6,180	6,180	6,180	6,180	6,180	6,180	6,180	6,180	6,180	6,180	6,180	6,180	6,180	6,180	6,180	6,180	6,180	6,180	6,180	6,180	6,180	6,180	6,180	6,180	6,180	6,180	
S. Carolina	1,945	1,945	1,945	1,945	1,945	1,945	1,945	1,945	1,945	1,945	1,945	1,945	1,945	1,945	1,945	1,945	1,945	1,945	1,945	1,945	1,945	1,945	1,945	1,945	1,945	1,945	1,945	1,945	1,945	1,945	1,945	
Tennessee	1,945	1,945	1,945	1,945	1,945	1,945	1,945	1,945	1,945	1,945	1,945	1,945	1,945	1,945	1,945	1,945	1,945	1,945	1,945	1,945	1,945	1,945	1,945	1,945	1,945	1,945	1,945	1,945	1,945	1,945	1,945	
Texas	1,945	1,945	1,945	1,945	1,945	1,945	1,945	1,945	1,945	1,945	1,945	1,945	1,945	1,945	1,945	1,945	1,945	1,945	1,945	1,945	1,945	1,945	1,945	1,945	1,945	1,945	1,945	1,945	1,945	1,945	1,945	
Virginia	1,945	1,945	1,945	1,945	1,945	1,945	1,945	1,945	1,945	1,945	1,945	1,945	1,945	1,945	1,945	1,945	1,945	1,945	1,945	1,945	1,945	1,945	1,945	1,945	1,945	1,945	1,945	1,945	1,945	1,945	1,945	
All other 1/2	1,945	1,945	1,945	1,945	1,945	1,945	1,945	1,945	1,945	1,945	1,945	1,945	1,945	1,945	1,945	1,945	1,945	1,945	1,945	1,945	1,945	1,945	1,945	1,945	1,945	1,945	1,945	1,945	1,945	1,945	1,945	
All States	1,945	1,945	1,945	1,945	1,945	1,945	1,945	1,945	1,945	1,945	1,945	1,945	1,945	1,945	1,945	1,945	1,945	1,945	1,945	1,945	1,945	1,945	1,945	1,945	1,945	1,945	1,945	1,945	1,945	1,945	1,945	

See footnotes at end of table.

Table 7.--Grade index and average staple length of upland cotton ginned in the United States, by States, crops of 1942-47

State	Grade index 1/					Average staple length 2/						
	1942	1943	1944	1945	1946	1947	1942	1943	1944	1945	1946	1947
Alabama	97.1	97.2	95.9	96.5	96.1	98.7	30.9	30.8	31.6	32.0	32.4	32.1
Arizona	96.8	94.0	92.8	94.4	92.1	93.9	32.9	33.5	33.2	32.6	32.6	32.2
Arkansas	95.8	96.4	94.9	89.0	93.0	96.3	33.3	32.2	32.8	32.7	33.3	32.3
California	97.0	100.2	91.4	94.4	97.3	101.2	34.4	34.4	33.3	33.5	33.5	33.7
Florida	93.3	96.8	93.3	94.5	97.6	96.1	32.7	32.9	33.0	32.5	32.8	32.5
Georgia	96.0	96.3	95.2	92.9	95.5	96.3	31.3	31.4	31.8	32.1	32.2	32.3
Louisiana	96.4	96.3	95.8	94.5	95.8	98.7	32.4	32.2	32.4	33.5	33.4	33.1
Mississippi	97.6	97.1	95.9	92.9	96.6	98.6	34.0	33.4	33.7	33.8	34.2	33.3
Missouri	93.1	91.6	93.0	83.5	89.5	93.1	33.3	33.4	33.4	32.7	33.4	33.3
New Mexico	97.4	98.4	95.6	96.9	98.3	98.9	34.6	34.5	34.2	34.4	34.5	34.2
North Carolina	93.7	95.4	88.7	90.1	93.2	89.3	32.3	32.5	32.7	32.5	33.2	32.3
Oklahoma	89.8	94.0	87.8	86.8	90.3	93.9	30.2	28.6	29.5	28.9	29.3	28.7
South Carolina	95.4	95.3	90.8	88.9	94.9	94.5	32.0	33.0	32.9	32.3	33.1	32.9
Tennessee	96.2	94.5	95.6	88.6	94.0	96.7	32.6	31.9	32.8	32.2	32.9	32.7
Texas	92.7	96.0	92.0	92.1	94.6	97.0	29.5	29.1	29.3	30.3	30.5	29.5
Virginia	88.0	92.5	88.7	92.5	93.8	91.1	32.4	32.0	32.7	32.5	32.6	32.7
All other 3/	92.4	91.0	96.0	85.5	87.3	91.3	32.9	33.0	32.6	32.7	32.7	32.6
United States	95.0	96.2	93.4	91.8	94.5	96.9	31.90	31.52	31.89	32.20	32.6	31.7

1/ Computed by weighting the quantity in each grade by the 1937-39 average price per pound for such grade of 15/16 inch staple.

2/ Converted to an index on basis Middling White equals 100.

3/ Averages calculated on numerical equivalents of the staple-length designations (for example, 29/32" = 29). Includes Illinois and Kentucky.

Table 8.—Preparation of upland cotton ginned in the United States, during specified periods, by State, 1947-48

Ginning period	Shorter than 1-1/8 inches				1-1/8 inches and longer				All lengths			
	Normal	Rough	Gin out	Total	B	C	Gin out	Total	Normal and B	Rough and C	Gin out	Total 1/
	Sales	Sales	Sales	Sales	Sales	Sales	Sales	Sales	Sales	Sales	Sales	Sales
ALABAMA												
Prior to Sept. 1 . . .	20,195	4,050	550	24,805	-	-	-	-	20,195	4,050	550	24,805
During September . . .	309,881	19,550	330	329,771	70	10	-	80	309,881	19,550	330	329,861
During October . . .	427,313	15,220	100	442,633	250	10	10	280	427,543	15,230	110	442,883
During November . . .	69,849	3,750	250	73,849	160	-	-	160	70,009	3,750	250	73,909
After Nov. 30 . . .	33,835	900	550	35,285	60	50	-	110	33,895	900	550	35,375
All periods . . .	861,063	43,480	1,540	906,103	520	70	10	600	861,603	43,550	1,550	906,703
ARIZONA												
Prior to Sept. 1 . . .	7,818	144	-	7,964	-	-	-	-	7,818	144	-	7,964
During September . . .	25,321	398	2	25,721	25	5	-	30	25,346	398	2	25,746
During October . . .	44,862	672	4	45,538	445	2	-	447	47,297	674	4	47,975
During November . . .	50,585	569	6	51,160	84	2	-	86	50,949	571	6	51,526
After Nov. 30 . . .	33,106	403	9	33,518	17	-	-	17	33,125	403	9	33,537
All periods . . .	232,682	2,138	21	234,841	583	7	-	590	233,065	2,192	21	235,278
ARKANSAS												
Prior to Sept. 1 . . .	1,583	100	10	1,693	10	-	-	10	1,593	100	10	1,703
During September . . .	450,770	3,610	80	454,460	610	40	-	650	451,360	3,650	80	455,110
During October . . .	499,574	3,760	80	503,414	2,060	120	-	2,180	491,824	3,880	80	495,804
During November . . .	121,341	2,840	90	124,271	130	10	-	140	121,371	2,850	90	124,311
After Nov. 30 . . .	171,549	1,850	70	173,469	280	-	-	280	171,929	1,880	70	173,849
All periods . . .	1,224,617	13,960	300	1,238,877	3,080	170	-	3,250	1,227,897	13,730	300	1,241,927
CALIFORNIA												
Prior to Sept. 1 . . .	-	-	-	-	-	-	-	-	-	-	-	-
During September . . .	53,290	1,054	2	54,346	791	14	-	795	54,071	1,068	2	55,141
During October . . .	279,569	2,144	10	281,723	994	60	-	1,054	280,643	2,208	10	282,779
During November . . .	274,045	1,184	15	275,244	76	-	-	76	274,121	1,184	15	275,390
After Nov. 30 . . .	149,432	1,142	37	150,611	9	-	-	9	149,441	1,142	37	150,620
All periods . . .	756,336	5,498	62	761,896	1,860	74	-	1,934	760,196	5,672	62	765,830
FLORIDA												
Prior to Sept. 1 . . .	1,770	250	10	2,030	-	-	-	-	1,770	250	10	2,030
During September . . .	2,166	1,190	50	3,406	-	-	-	-	2,166	1,190	50	3,406
During October . . .	494	50	-	544	-	-	-	-	494	50	-	544
During November . . .	12	-	-	12	-	-	-	-	12	-	-	12
After Nov. 30 . . .	25	-	-	25	-	-	-	-	25	-	-	25
All periods . . .	4,467	1,490	60	6,017	-	-	-	-	4,467	1,490	60	6,017
GEORGIA												
Prior to Sept. 1 . . .	89,890	7,150	570	97,610	50	-	-	50	89,730	7,150	570	97,450
During September . . .	224,248	10,450	520	235,218	630	70	10	710	224,878	10,520	550	235,948
During October . . .	230,612	9,900	270	239,962	530	10	-	540	230,992	9,900	270	240,362
During November . . .	67,506	1,640	170	69,316	90	-	-	90	67,596	1,640	170	69,406
After Nov. 30 . . .	53,771	180	-	53,951	110	-	-	110	53,811	180	-	54,011
All periods . . .	615,819	28,820	1,530	645,679	1,260	80	10	1,350	617,079	28,810	1,540	647,229
ILLINOIS												
Prior to Sept. 1 . . .	-	-	-	-	-	-	-	-	-	-	-	-
During September . . .	151	10	-	161	-	-	-	-	151	10	-	161
During October . . .	532	50	-	582	10	-	-	10	542	50	-	592
During November . . .	242	20	-	262	-	-	-	-	242	20	-	262
After Nov. 30 . . .	469	20	-	489	-	-	-	-	469	20	-	489
All periods . . .	1,664	90	-	1,754	10	-	-	10	1,674	90	-	1,764
KENTUCKY												
Prior to Sept. 1 . . .	-	-	-	-	-	-	-	-	-	-	-	-
During September . . .	1,368	-	-	1,368	-	-	-	-	1,368	-	-	1,368
During October . . .	3,806	140	-	3,946	-	-	-	-	3,806	140	-	3,946
During November . . .	968	-	-	968	-	-	-	-	968	-	-	968
After Nov. 30 . . .	1,350	10	-	1,360	-	-	-	-	1,350	10	-	1,360
All periods . . .	7,191	160	-	7,341	-	-	-	-	7,191	160	-	7,341
LOUISIANA												
Prior to Sept. 1 . . .	50,287	16,870	1,090	68,247	150	170	-	300	50,417	17,040	1,090	68,547
During September . . .	223,549	10,080	70	233,699	3,620	80	-	3,700	227,169	10,160	70	237,399
During October . . .	128,599	11,440	90	140,129	2,580	20	-	2,600	121,149	12,460	90	143,699
During November . . .	21,682	1,450	80	23,212	90	-	-	90	21,742	1,480	80	23,322
After Nov. 30 . . .	16,355	550	-	16,905	40	-	-	40	16,395	580	-	16,975
All periods . . .	440,412	41,420	1,280	482,112	5,480	270	-	5,750	446,872	41,690	1,280	489,842

See footnote at end of table.

Table 9.-- Tenderability of upland cotton ginned, by States, 1947-48

State	Tenderable 1/		Untenderable		Total crop 2/	
	Bales	Pct.	Bales	Pct.	Bales	Pct.
Alabama	817,663	90.2	89,040	9.8	906,703	100.0
Arizona	97,600	41.5	137,678	58.5	235,278	100.0
Arkansas	1,038,377	83.6	203,550	16.4	1,241,927	100.0
California	640,274	83.6	125,556	16.4	765,830	100.0
Florida	4,357	72.4	1,660	27.6	6,017	100.0
Georgia	563,219	87.0	84,010	13.0	647,229	100.0
Illinois	1,314	74.5	450	25.5	1,764	100.0
Kentucky	4,573	62.3	2,768	37.7	7,341	100.0
Louisiana	425,172	86.8	64,670	13.2	489,842	100.0
Mississippi	1,436,043	94.6	81,210	5.4	1,517,253	100.0
Missouri	239,673	76.2	75,030	23.8	314,703	100.0
New Mexico	127,767	75.4	41,792	24.6	169,559	100.0
North Carolina	287,884	62.8	170,210	37.2	458,094	100.0
Oklahoma	198,054	62.4	119,580	37.6	317,634	100.0
South Carolina	541,924	84.5	99,690	15.5	641,614	100.0
Tennessee	434,422	85.7	72,610	14.3	507,032	100.0
Texas	2,329,978	70.3	983,445	29.7	3,313,423	100.0
Virginia	8,787	59.8	5,900	40.2	14,687	100.0
All States	9,197,081	79.6	2,358,849	20.4	11,555,930	100.0

1/ Tenderable in settlement of futures contracts.

2/ As reported by the Bureau of the Census, running bales, linters excluded.

Table 10.-- Tenderability of upland cotton ginned in the United States, 1930-47

Year	Tenderable 1/		Untenderable		Total crop 2/	
	Bales	Pct.	Bales	Pct.	Bales	Pct.
1930	11,623,200	84.6	2,109,000	15.4	13,732,200	100.0
1931	14,833,900	89.3	1,781,300	10.7	16,615,200	100.0
1932	11,489,100	90.5	1,212,200	9.5	12,701,300	100.0
1933	11,782,800	93.1	871,500	6.9	12,654,300	100.0
1934	8,518,700	90.1	939,300	9.9	9,458,000	100.0
1935	8,333,900	80.1	2,068,800	19.9	10,402,700	100.0
1936	10,539,700	86.9	1,584,100	13.1	12,123,800	100.0
1937	15,050,900	82.5	3,186,200	17.5	18,237,100	100.0
1938	10,896,918	94.0	701,500	6.0	11,598,418	100.0
1939	10,565,313	92.3	886,969	7.7	11,452,282	100.0
1940	9,988,632	81.5	2,272,072	18.5	12,260,704	100.0
1941	8,064,816	77.3	2,368,640	22.7	10,433,456	100.0
1942	9,681,879	78.3	2,681,428	21.7	12,363,307	100.0
1943	8,933,451	80.1	2,135,082	19.3	11,068,533	100.0
1944	8,845,658	74.8	2,985,084	25.2	11,830,742	100.0
1945	6,256,298	71.0	2,553,087	29.0	8,809,385	100.0
1946	6,527,089	76.7	1,987,803	23.3	8,514,892	100.0
1947	9,197,081	79.6	2,358,849	20.4	11,555,930	100.0

1/ Tenderable in settlement of futures contracts.

2/ As reported by the Bureau of the Census, running bales, linters excluded; number of bales for 1930-37 are rounded figures.

Table 11.--Grade and staple length of upland cotton ginned in Alabama, 1947-48

Grade	13/16 inch		7/8		29/32		15/16		31/32		1		1-1/32		1-1/16		1-1/8		1-5/32		1-3/16		1-7/32		1-1/4		All lengths																																																																																																																																																																																																																																																																																																																																																																																																																																																																																																																																																																																																																																																																																																																																																																																																																																																																																																																																																																																																																																																																																												
	Sales	Percent	Sales	Percent	Sales	Percent	Sales	Percent	Sales	Percent	Sales	Percent	Sales	Percent	Sales	Percent	Sales	Percent	Sales	Percent	Sales	Percent	Sales	Percent	Sales	Percent	Sales	Percent																																																																																																																																																																																																																																																																																																																																																																																																																																																																																																																																																																																																																																																																																																																																																																																																																																																																																																																																																																																																																																																																																											
White:																														1-S.F.	-	-	-	-	-	-	-	-	-	-	-	-	-	-	-	-	-	-	-	-	-	-	-	-	-	-	-	-	-	2-S.G.M.	-	-	-	-	-	-	-	-	-	-	-	-	-	-	-	-	-	-	-	-	-	-	-	-	-	-	-	-	-	3-G.N.	70	10	70	10	70	10	130	10	260	10	720	10	870	10	260	30	30	30	30	30	30	30	30	30	30	30	30	30	30	4-S.N.	2,970	900	2,970	900	2,240	680	10,400	30	22,080	60	56,680	150	71,900	190	21,400	50	4,800	10	4,800	10	4,800	10	4,800	10	4,800	10	4,800	10	4,800	10	5-N.	2,890	810	2,890	810	2,970	810	3,040	810	65,730	180	222,660	580	151,293	400	21,400	50	4,800	10	4,800	10	4,800	10	4,800	10	4,800	10	4,800	10	4,800	10	6-S.L.N.	270	110	270	110	320	110	300	110	13,680	30	59,390	140	148,000	30	6,310	20	20	20	20	20	20	20	20	20	20	20	20	20	20	20	7-L.N.	10	10	10	10	70	10	660	10	3,160	10	10,860	10	5,130	10	140	10	50	10	50	10	50	10	50	10	50	10	50	10	50	10	8-S.G.O.	-	-	-	-	-	-	260	-	790	-	1,190	-	840	-	30	-	-	-	-	-	-	-	-	-	-	-	-	-	-	-	9-G.O.	-	-	-	-	-	-	60	-	-	-	20	-	30	-	-	-	-	-	-	-	-	-	-	-	-	-	-	-	-	-	Total.	1,840	6,240	5,660	32,310	105,700	351,470	241,503	35,600	1,730	100	120	110	150	70	782,633	86.3														Spotted:																															3-G.N.	10	70	70	150	1,500	2,200	710	70	-	-	-	-	-	-	-	-	-	-	-	-	-	-	-	-	-	-	-	-	-	-	4-S.N.	190	590	590	4,780	14,450	32,900	15,710	1,200	10	-	-	-	-	-	-	-	-	-	-	-	-	-	-	-	-	-	-	-	-	-	5-N.	70	290	290	1,440	5,850	16,740	8,570	690	20	-	-	-	-	-	-	-	-	-	-	-	-	-	-	-	-	-	-	-	-	-	6-S.L.N.	-	20	20	150	1,720	4,830	2,150	100	-	-	-	-	-	-	-	-	-	-	-	-	-	-	-	-	-	-	-	-	-	-	7-L.N.	-	10	10	130	740	1,840	140	-	-	-	-	-	-	-	-	-	-	-	-	-	-	-	-	-	-	-	-	-	-	-	Total.	270	1,010	940	7,850	24,260	58,510	27,280	2,060	60	-	-	-	-	-	-	-	-	-	-	-	-	-	-	-	-	-	-	-	-	-	Tinged:																															3-G.N.	-	-	-	-	-	-	-	-	-	-	-	-	-	-	-	-	-	-	-	-	-	-	-	-	-	-	-	-	-	-	4-S.N.	-	-	-	-	-	-	-	-	-	-	-	-	-	-	-	-	-	-	-	-	-	-	-	-	-	-	-	-	-	-	5-N.	-	-	-	-	-	-	-	-	-	-	-	-	-	-	-	-	-	-	-	-	-	-	-	-	-	-	-	-	-	-	6-S.L.N.	-	-	-	-	-	-	-	-	-	-	-	-	-	-	-	-	-	-	-	-	-	-	-	-	-	-	-	-	-	-	7-L.N.	-	-	-	-	-	-	-	-	-	-	-	-	-	-	-	-	-	-	-	-	-	-	-	-	-	-	-	-	-	-	Total.	-	-	-	-	-	-	-	-	-	-	-	-	-	-	-	-	-	-	-	-	-	-	-	-	-	-	-	-	-	-	Gray:																															3-G.N.	-	-	-	-	-	-	-	-	-	-	-	-	-	-	-	-	-	-	-	-	-	-	-	-	-	-	-	-	-	-	4-S.N.	-	-	-	-	-	-	-	-	-	-	-	-	-	-	-	-	-	-	-	-	-	-	-	-	-	-	-	-	-	-	5-N.	-	-	-	-	-	-	-	-	-	-	-	-	-	-	-	-	-	-	-	-	-	-	-	-	-	-	-	-	-	-	6-S.L.N.	-	-	-	-	-	-	-	-	-	-	-	-	-	-	-	-	-	-	-	-	-	-	-	-	-	-	-	-	-	-	7-L.N.	-	-	-	-	-	-	-	-	-	-	-	-	-	-	-	-	-	-	-	-	-	-	-	-	-	-	-	-	-	-	Total.	-	-	-	-	-	-	-	-	-	-	-	-	-	-	-	-	-	-	-	-	-	-	-	-	-	-	-	-	-	-	Below Grade	-	-	-	-	-	-	-	-	-	-	-	-	-	-	-	-	-	-	-	-	-	-	-	-	-	-	-	-	-	-	All grades.	2,120	7,780	6,660	39,660	130,130	410,630	269,453	37,690	1,790	100	120	140	160	70	1,160	100.0															All grades.	0.2	0.9	0.7	4.4	14.4	45.3	29.7	4.2	0.2	*	*	*	*	*	*	100.0														
1-S.F.	-	-	-	-	-	-	-	-	-	-	-	-	-	-	-	-	-	-	-	-	-	-	-	-	-	-	-	-	-	2-S.G.M.	-	-	-	-	-	-	-	-	-	-	-	-	-	-	-	-	-	-	-	-	-	-	-	-	-	-	-	-	-	3-G.N.	70	10	70	10	70	10	130	10	260	10	720	10	870	10	260	30	30	30	30	30	30	30	30	30	30	30	30	30	30	4-S.N.	2,970	900	2,970	900	2,240	680	10,400	30	22,080	60	56,680	150	71,900	190	21,400	50	4,800	10	4,800	10	4,800	10	4,800	10	4,800	10	4,800	10	4,800	10	5-N.	2,890	810	2,890	810	2,970	810	3,040	810	65,730	180	222,660	580	151,293	400	21,400	50	4,800	10	4,800	10	4,800	10	4,800	10	4,800	10	4,800	10	4,800	10	6-S.L.N.	270	110	270	110	320	110	300	110	13,680	30	59,390	140	148,000	30	6,310	20	20	20	20	20	20	20	20	20	20	20	20	20	20	20	7-L.N.	10	10	10	10	70	10	660	10	3,160	10	10,860	10	5,130	10	140	10	50	10	50	10	50	10	50	10	50	10	50	10	50	10	8-S.G.O.	-	-	-	-	-	-	260	-	790	-	1,190	-	840	-	30	-	-	-	-	-	-	-	-	-	-	-	-	-	-	-	9-G.O.	-	-	-	-	-	-	60	-	-	-	20	-	30	-	-	-	-	-	-	-	-	-	-	-	-	-	-	-	-	-	Total.	1,840	6,240	5,660	32,310	105,700	351,470	241,503	35,600	1,730	100	120	110	150	70	782,633	86.3														Spotted:																															3-G.N.	10	70	70	150	1,500	2,200	710	70	-	-	-	-	-	-	-	-	-	-	-	-	-	-	-	-	-	-	-	-	-	-	4-S.N.	190	590	590	4,780	14,450	32,900	15,710	1,200	10	-	-	-	-	-	-	-	-	-	-	-	-	-	-	-	-	-	-	-	-	-	5-N.	70	290	290	1,440	5,850	16,740	8,570	690	20	-	-	-	-	-	-	-	-	-	-	-	-	-	-	-	-	-	-	-	-	-	6-S.L.N.	-	20	20	150	1,720	4,830	2,150	100	-	-	-	-	-	-	-	-	-	-	-	-	-	-	-	-	-	-	-	-	-	-	7-L.N.	-	10	10	130	740	1,840	140	-	-	-	-	-	-	-	-	-	-	-	-	-	-	-	-	-	-	-	-	-	-	-	Total.	270	1,010	940	7,850	24,260	58,510	27,280	2,060	60	-	-	-	-	-	-	-	-	-	-	-	-	-	-	-	-	-	-	-	-	-	Tinged:																															3-G.N.	-	-	-	-	-	-	-	-	-	-	-	-	-	-	-	-	-	-	-	-	-	-	-	-	-	-	-	-	-	-	4-S.N.	-	-	-	-	-	-	-	-	-	-	-	-	-	-	-	-	-	-	-	-	-	-	-	-	-	-	-	-	-	-	5-N.	-	-	-	-	-	-	-	-	-	-	-	-	-	-	-	-	-	-	-	-	-	-	-	-	-	-	-	-	-	-	6-S.L.N.	-	-	-	-	-	-	-	-	-	-	-	-	-	-	-	-	-	-	-	-	-	-	-	-	-	-	-	-	-	-	7-L.N.	-	-	-	-	-	-	-	-	-	-	-	-	-	-	-	-	-	-	-	-	-	-	-	-	-	-	-	-	-	-	Total.	-	-	-	-	-	-	-	-	-	-	-	-	-	-	-	-	-	-	-	-	-	-	-	-	-	-	-	-	-	-	Gray:																															3-G.N.	-	-	-	-	-	-	-	-	-	-	-	-	-	-	-	-	-	-	-	-	-	-	-	-	-	-	-	-	-	-	4-S.N.	-	-	-	-	-	-	-	-	-	-	-	-	-	-	-	-	-	-	-	-	-	-	-	-	-	-	-	-	-	-	5-N.	-	-	-	-	-	-	-	-	-	-	-	-	-	-	-	-	-	-	-	-	-	-	-	-	-	-	-	-	-	-	6-S.L.N.	-	-	-	-	-	-	-	-	-	-	-	-	-	-	-	-	-	-	-	-	-	-	-	-	-	-	-	-	-	-	7-L.N.	-	-	-	-	-	-	-	-	-	-	-	-	-	-	-	-	-	-	-	-	-	-	-	-	-	-	-	-	-	-	Total.	-	-	-	-	-	-	-	-	-	-	-	-	-	-	-	-	-	-	-	-	-	-	-	-	-	-	-	-	-	-	Below Grade	-	-	-	-	-	-	-	-	-	-	-	-	-	-	-	-	-	-	-	-	-	-	-	-	-	-	-	-	-	-	All grades.	2,120	7,780	6,660	39,660	130,130	410,630	269,453	37,690	1,790	100	120	140	160	70	1,160	100.0															All grades.	0.2	0.9	0.7	4.4	14.4	45.3	29.7	4.2	0.2	*	*	*	*	*	*	100.0																																												
2-S.G.M.	-	-	-	-	-	-	-	-	-	-	-	-	-	-	-	-	-	-	-	-	-	-	-	-	-	-	-	-	-	3-G.N.	70	10	70	10	70	10	130	10	260	10	720	10	870	10	260	30	30	30	30	30	30	30	30	30	30	30	30	30	30	4-S.N.	2,970	900	2,970	900	2,240	680	10,400	30	22,080	60	56,680	150	71,900	190	21,400	50	4,800	10	4,800	10	4,800	10	4,800	10	4,800	10	4,800	10	4,800	10	5-N.	2,890	810	2,890	810	2,970	810	3,040	810	65,730	180	222,660	580	151,293	400	21,400	50	4,800	10	4,800	10	4,800	10	4,800	10	4,800	10	4,800	10	4,800	10	6-S.L.N.	270	110	270	110	320	110	300	110	13,680	30	59,390	140	148,000	30	6,310	20	20	20	20	20	20	20	20	20	20	20	20	20	20	20	7-L.N.	10	10	10	10	70	10	660	10	3,160	10	10,860	10	5,130	10	140	10	50	10	50	10	50	10	50	10	50	10	50	10	50	10	8-S.G.O.	-	-	-	-	-	-	260	-	790	-	1,190	-	840	-	30	-	-	-	-	-	-	-	-	-	-	-	-	-	-	-	9-G.O.	-	-	-	-	-	-	60	-	-	-	20	-	30	-	-	-	-	-	-	-	-	-	-	-	-	-	-	-	-	-	Total.	1,840	6,240	5,660	32,310	105,700	351,470	241,503	35,600	1,730	100	120	110	150	70	782,633	86.3														Spotted:																															3-G.N.	10	70	70	150	1,500	2,200	710	70	-	-	-	-	-	-	-	-	-	-	-	-	-	-	-	-	-	-	-	-	-	-	4-S.N.	190	590	590	4,780	14,450	32,900	15,710	1,200	10	-	-	-	-	-	-	-	-	-	-	-	-	-	-	-	-	-	-	-	-	-	5-N.	70	290	290	1,440	5,850	16,740	8,570	690	20	-	-	-	-	-	-	-	-	-	-	-	-	-	-	-	-	-	-	-	-	-	6-S.L.N.	-	20	20	150	1,720	4,830	2,150	100	-	-	-	-	-	-	-	-	-	-	-	-	-	-	-	-	-	-	-	-	-	-	7-L.N.	-	10	10	130	740	1,840	140	-	-	-	-	-	-	-	-	-	-	-	-	-	-	-	-	-	-	-	-	-	-	-	Total.	270	1,010	940	7,850	24,260	58,510	27,280	2,060	60	-	-	-	-	-	-	-	-	-	-	-	-	-	-	-	-	-	-	-	-	-	Tinged:																															3-G.N.	-	-	-	-	-	-	-	-	-	-	-	-	-	-	-	-	-	-	-	-	-	-	-	-	-	-	-	-	-	-	4-S.N.	-	-	-	-	-	-	-	-	-	-	-	-	-	-	-	-	-	-	-	-	-	-	-	-	-	-	-	-	-	-	5-N.	-	-	-	-	-	-	-	-	-	-	-	-	-	-	-	-	-	-	-	-	-	-	-	-	-	-	-	-	-	-	6-S.L.N.	-	-	-	-	-	-	-	-	-	-	-	-	-	-	-	-	-	-	-	-	-	-	-	-	-	-	-	-	-	-	7-L.N.	-	-	-	-	-	-	-	-	-	-	-	-	-	-	-	-	-	-	-	-	-	-	-	-	-	-	-	-	-	-	Total.	-	-	-	-	-	-	-	-	-	-	-	-	-	-	-	-	-	-	-	-	-	-	-	-	-	-	-	-	-	-	Gray:																															3-G.N.	-	-	-	-	-	-	-	-	-	-	-	-	-	-	-	-	-	-	-	-	-	-	-	-	-	-	-	-	-	-	4-S.N.	-	-	-	-	-	-	-	-	-	-	-	-	-	-	-	-	-	-	-	-	-	-	-	-	-	-	-	-	-	-	5-N.	-	-	-	-	-	-	-	-	-	-	-	-	-	-	-	-	-	-	-	-	-	-	-	-	-	-	-	-	-	-	6-S.L.N.	-	-	-	-	-	-	-	-	-	-	-	-	-	-	-	-	-	-	-	-	-	-	-	-	-	-	-	-	-	-	7-L.N.	-	-	-	-	-	-	-	-	-	-	-	-	-	-	-	-	-	-	-	-	-	-	-	-	-	-	-	-	-	-	Total.	-	-	-	-	-	-	-	-	-	-	-	-	-	-	-	-	-	-	-	-	-	-	-	-	-	-	-	-	-	-	Below Grade	-	-	-	-	-	-	-	-	-	-	-	-	-	-	-	-	-	-	-	-	-	-	-	-	-	-	-	-	-	-	All grades.	2,120	7,780	6,660	39,660	130,130	410,630	269,453	37,690	1,790	100	120	140	160	70	1,160	100.0															All grades.	0.2	0.9	0.7	4.4	14.4	45.3	29.7	4.2	0.2	*	*	*	*	*	*	100.0																																																																										
3-G.N.	70	10	70	10	70	10	130	10	260	10	720	10	870	10	260	30	30	30	30	30	30	30	30	30	30	30	30	30	30	4-S.N.	2,970	900	2,970	900	2,240	680	10,400	30	22,080	60	56,680	150	71,900	190	21,400	50	4,800	10	4,800	10	4,800	10	4,800	10	4,800	10	4,800	10	4,800	10	5-N.	2,890	810	2,890	810	2,970	810	3,040	810	65,730	180	222,660	580	151,293	400	21,400	50	4,800	10	4,800	10	4,800	10	4,800	10	4,800	10	4,800	10	4,800	10	6-S.L.N.	270	110	270	110	320	110	300	110	13,680	30	59,390	140	148,000	30	6,310	20	20	20	20	20	20	20	20	20	20	20	20	20	20	20	7-L.N.	10	10	10	10	70	10	660	10	3,160	10	10,860	10	5,130	10	140	10	50	10	50	10	50	10	50	10	50	10	50	10	50	10	8-S.G.O.	-	-	-	-	-	-	260	-	790	-	1,190	-	840	-	30	-	-	-	-	-	-	-	-	-	-	-	-	-	-	-	9-G.O.	-	-	-	-	-	-	60	-	-	-	20	-	30	-	-	-	-	-	-	-	-	-	-	-	-	-	-	-	-	-	Total.	1,840	6,240	5,660	32,310	105,700	351,470	241,503	35,600	1,730	100	120	110	150	70	782,633	86.3														Spotted:																															3-G.N.	10	70	70	150	1,500	2,200	710	70	-	-	-	-	-	-	-	-	-	-	-	-	-	-	-	-	-	-	-	-	-	-	4-S.N.	190	590	590	4,780	14,450	32,900	15,710	1,200	10	-	-	-	-	-	-	-	-	-	-	-	-	-	-	-	-	-	-	-	-	-	5-N.	70	290	290	1,440	5,850	16,740	8,570	690	20	-	-	-	-	-	-	-	-	-	-	-	-	-	-	-	-	-	-	-	-	-	6-S.L.N.	-	20	20	150	1,720	4,830	2,150	100	-	-	-	-	-	-	-	-	-	-	-	-	-	-	-	-	-	-	-	-	-	-	7-L.N.	-	10	10	130	740	1,840	140	-	-	-	-	-	-	-	-	-	-	-	-	-	-	-	-	-	-	-	-	-	-	-	Total.	270	1,010	940	7,850	24,260	58,510	27,280	2,060	60	-	-	-	-	-	-	-	-	-	-	-	-	-	-	-	-	-	-	-	-	-	Tinged:																															3-G.N.	-	-	-	-	-	-	-	-	-	-	-	-	-	-	-	-	-	-	-	-	-	-	-	-	-	-	-	-	-	-	4-S.N.	-	-	-	-	-	-	-	-	-	-	-	-	-	-	-	-	-	-	-	-	-	-	-	-	-	-	-	-	-	-	5-N.	-	-	-	-	-	-	-	-	-	-	-	-	-	-	-	-	-	-	-	-	-	-	-	-	-	-	-	-	-	-	6-S.L.N.	-	-	-	-	-	-	-	-	-	-	-	-	-	-	-	-	-	-	-	-	-	-	-	-	-	-	-	-	-	-	7-L.N.	-	-	-	-	-	-	-	-	-	-	-	-	-	-	-	-	-	-	-	-	-	-	-	-	-	-	-	-	-	-	Total.	-	-	-	-	-	-	-	-	-	-	-	-	-	-	-	-	-	-	-	-	-	-	-	-	-	-	-	-	-	-	Gray:																															3-G.N.	-	-	-	-	-	-	-	-	-	-	-	-	-	-	-	-	-	-	-	-	-	-	-	-	-	-	-	-	-	-	4-S.N.	-	-	-	-	-	-	-	-	-	-	-	-	-	-	-	-	-	-	-	-	-	-	-	-	-	-	-	-	-	-	5-N.	-	-	-	-	-	-	-	-	-	-	-	-	-	-	-	-	-	-	-	-	-	-	-	-	-	-	-	-	-	-	6-S.L.N.	-	-	-	-	-	-	-	-	-	-	-	-	-	-	-	-	-	-	-	-	-	-	-	-	-	-	-	-	-	-	7-L.N.	-	-	-	-	-	-	-	-	-	-	-	-	-	-	-	-	-	-	-	-	-	-	-	-	-	-	-	-	-	-	Total.	-	-	-	-	-	-	-	-	-	-	-	-	-	-	-	-	-	-	-	-	-	-	-	-	-	-	-	-	-	-	Below Grade	-	-	-	-	-	-	-	-	-	-	-	-	-	-	-	-	-	-	-	-	-	-	-	-	-	-	-	-	-	-	All grades.	2,120	7,780	6,660	39,660	130,130	410,630	269,453	37,690	1,790	100	120	140	160	70	1,160	100.0															All grades.	0.2	0.9	0.7	4.4	14.4	45.3	29.7	4.2	0.2	*	*	*	*	*	*	100.0																																																																																																								
4-S.N.	2,970	900	2,970	900	2,240	680	10,400	30	22,080	60	56,680	150	71,900	190	21,400	50	4,800	10	4,800	10	4,800	10	4,800	10	4,800	10	4,800	10	4,800	10	5-N.	2,890	810	2,890	810	2,970	810	3,040	810	65,730	180	222,660	580	151,293	400	21,400	50	4,800	10	4,800	10	4,800	10	4,800	10	4,800	10	4,800	10	4,800	10	6-S.L.N.	270	110	270	110	320	110	300	110	13,680	30	59,390	140	148,000	30	6,310	20	20	20	20	20	20	20	20	20	20	20	20	20	20	20	7-L.N.	10	10	10	10	70	10	660	10	3,160	10	10,860	10	5,130	10	140	10	50	10	50	10	50	10	50	10	50	10	50	10	50	10	8-S.G.O.	-	-	-	-	-	-	260	-	790	-	1,190	-	840	-	30	-	-	-	-	-	-	-	-	-	-	-	-	-	-	-	9-G.O.	-	-	-	-	-	-	60	-	-	-	20	-	30	-	-	-	-	-	-	-	-	-	-	-	-	-	-	-	-	-	Total.	1,840	6,240	5,660	32,310	105,700	351,470	241,503	35,600	1,730	100	120	110	150	70	782,633	86.3														Spotted:																															3-G.N.	10	70	70	150	1,500	2,200	710	70	-	-	-	-	-	-	-	-	-	-	-	-	-	-	-	-	-	-	-	-	-	-	4-S.N.	190	590	590	4,780	14,450	32,900	15,710	1,200	10	-	-	-	-	-	-	-	-	-	-	-	-	-	-	-	-	-	-	-	-	-	5-N.	70	290	290	1,440	5,850	16,740	8,570	690	20	-	-	-	-	-	-	-	-	-	-	-	-	-	-	-	-	-	-	-	-	-	6-S.L.N.	-	20	20	150	1,720	4,830	2,150	100	-	-	-	-	-	-	-	-	-	-	-	-	-	-	-	-	-	-	-	-	-	-	7-L.N.	-	10	10	130	740	1,840	140	-	-	-	-	-	-	-	-	-	-	-	-	-	-	-	-	-	-	-	-	-	-	-	Total.	270	1,010	940	7,850	24,260	58,510	27,280	2,060	60	-	-	-	-	-	-	-	-	-	-	-	-	-	-	-	-	-	-	-	-	-	Tinged:																															3-G.N.	-	-	-	-	-	-	-	-	-	-	-	-	-	-	-	-	-	-	-	-	-	-	-	-	-	-	-	-	-	-	4-S.N.	-	-	-	-	-	-	-	-	-	-	-	-	-	-	-	-	-	-	-	-	-	-	-	-	-	-	-	-	-	-	5-N.	-	-	-	-	-	-	-	-	-	-	-	-	-	-	-	-	-	-	-	-	-	-	-	-	-	-	-	-	-	-	6-S.L.N.	-	-	-	-	-	-	-	-	-	-	-	-	-	-	-	-	-	-	-	-	-	-	-	-	-	-	-	-	-	-	7-L.N.	-	-	-	-	-	-	-	-	-	-	-	-	-	-	-	-	-	-	-	-	-	-	-	-	-	-	-	-	-	-	Total.	-	-	-	-	-	-	-	-	-	-	-	-	-	-	-	-	-	-	-	-	-	-	-	-	-	-	-	-	-	-	Gray:																															3-G.N.	-	-	-	-	-	-	-	-	-	-	-	-	-	-	-	-	-	-	-	-	-	-	-	-	-	-	-	-	-	-	4-S.N.	-	-	-	-	-	-	-	-	-	-	-	-	-	-	-	-	-	-	-	-	-	-	-	-	-	-	-	-	-	-	5-N.	-	-	-	-	-	-	-	-	-	-	-	-	-	-	-	-	-	-	-	-	-	-	-	-	-	-	-	-	-	-	6-S.L.N.	-	-	-	-	-	-	-	-	-	-	-	-	-	-	-	-	-	-	-	-	-	-	-	-	-	-	-	-	-	-	7-L.N.	-	-	-	-	-	-	-	-	-	-	-	-	-	-	-	-	-	-	-	-	-	-	-	-	-	-	-	-	-	-	Total.	-	-	-	-	-	-	-	-	-	-	-	-	-	-	-	-	-	-	-	-	-	-	-	-	-	-	-	-	-	-	Below Grade	-	-	-	-	-	-	-	-	-	-	-	-	-	-	-	-	-	-	-	-	-	-	-	-	-	-	-	-	-	-	All grades.	2,120	7,780	6,660	39,660	130,130	410,630	269,453	37,690	1,790	100	120	140	160	70	1,160	100.0															All grades.	0.2	0.9	0.7	4.4	14.4	45.3	29.7	4.2	0.2	*	*	*	*	*	*	100.0																																																																																																																																						
5-N.	2,890	810	2,890	810	2,970	810	3,040	810	65,730	180	222,660	580	151,293	400	21,400	50	4,800	10	4,800	10	4,800	10	4,800	10	4,800	10	4,800	10	4,800	10	6-S.L.N.	270	110	270	110	320	110	300	110	13,680	30	59,390	140	148,000	30	6,310	20	20	20	20	20	20	20	20	20	20	20	20	20	20	20	7-L.N.	10	10	10	10	70	10	660	10	3,160	10	10,860	10	5,130	10	140	10	50	10	50	10	50	10	50	10	50	10	50	10	50	10	8-S.G.O.	-	-	-	-	-	-	260	-	790	-	1,190	-	840	-	30	-	-	-	-	-	-	-	-	-	-	-	-	-	-	-	9-G.O.	-	-	-	-	-	-	60	-	-	-	20	-	30	-	-	-	-	-	-	-	-	-	-	-	-	-	-	-	-	-	Total.	1,840	6,240	5,660	32,310	105,700	351,470	241,503	35,600	1,730	100	120	110	150	70	782,633	86.3														Spotted:																															3-G.N.	10	70	70	150	1,500	2,200	710	70	-	-	-	-	-	-	-	-	-	-	-	-	-	-	-	-	-	-	-	-	-	-	4-S.N.	190	590	590	4,780	14,450	32,900	15,710	1,200	10	-	-	-	-	-	-	-	-	-	-	-	-	-	-	-	-	-	-	-	-	-	5-N.	70	290	290	1,440	5,850	16,740	8,570	690	20	-	-	-	-	-	-	-	-	-	-	-	-	-	-	-	-	-	-	-	-	-	6-S.L.N.	-	20	20	150	1,720	4,830	2,150	100	-	-	-	-	-	-	-	-	-	-	-	-	-	-	-	-	-	-	-	-	-	-	7-L.N.	-	10	10	130	740	1,840	140	-	-	-	-	-	-	-	-	-	-	-	-	-	-	-	-	-	-	-	-	-	-	-	Total.	270	1,010	940	7,850	24,260	58,510	27,280	2,060	60	-	-	-	-	-	-	-	-	-	-	-	-	-	-	-	-	-	-	-	-	-	Tinged:																															3-G.N.	-	-	-	-	-	-	-	-	-	-	-	-	-	-	-	-	-	-	-	-	-	-	-	-	-	-	-	-	-	-	4-S.N.	-	-	-	-	-	-	-	-	-	-	-	-	-	-	-	-	-	-	-	-	-	-	-	-	-	-	-	-	-	-	5-N.	-	-	-	-	-	-	-	-	-	-	-	-	-	-	-	-	-	-	-	-	-	-	-	-	-	-	-	-	-	-	6-S.L.N.	-	-	-	-	-	-	-	-	-	-	-	-	-	-	-	-	-	-	-	-	-	-	-	-	-	-	-	-	-	-	7-L.N.	-	-	-	-	-	-	-	-	-	-	-	-	-	-	-	-	-	-	-	-	-	-	-	-	-	-	-	-	-	-	Total.	-	-	-	-	-	-	-	-	-	-	-	-	-	-	-	-	-	-	-	-	-	-	-	-	-	-	-	-	-	-	Gray:																															3-G.N.	-	-	-	-	-	-	-	-	-	-	-	-	-	-	-	-	-	-	-	-	-	-	-	-	-	-	-	-	-	-	4-S.N.	-	-	-	-	-	-	-	-	-	-	-	-	-	-	-	-	-	-	-	-	-	-	-	-	-	-	-	-	-	-	5-N.	-	-	-	-	-	-	-	-	-	-	-	-	-	-	-	-	-	-	-	-	-	-	-	-	-	-	-	-	-	-	6-S.L.N.	-	-	-	-	-	-	-	-	-	-	-	-	-	-	-	-	-	-	-	-	-	-	-	-	-	-	-	-	-	-	7-L.N.	-	-	-	-	-	-	-	-	-	-	-	-	-	-	-	-	-	-	-	-	-	-	-	-	-	-	-	-	-	-	Total.	-	-	-	-	-	-	-	-	-	-	-	-	-	-	-	-	-	-	-	-	-	-	-	-	-	-	-	-	-	-	Below Grade	-	-	-	-	-	-	-	-	-	-	-	-	-	-	-	-	-	-	-	-	-	-	-	-	-	-	-	-	-	-	All grades.	2,120	7,780	6,660	39,660	130,130	410,630	269,453	37,690	1,790	100	120	140	160	70	1,160	100.0															All grades.	0.2	0.9	0.7	4.4	14.4	45.3	29.7	4.2	0.2	*	*	*	*	*	*	100.0																																																																																																																																																																					
6-S.L.N.	270	110	270	110	320	110	300	110	13,680	30	59,390	140	148,000	30	6,310	20	20	20	20	20	20	20	20	20	20	20	20	20	20	20	7-L.N.	10	10	10	10	70	10	660	10	3,160	10	10,860	10	5,130	10	140	10	50	10	50	10	50	10	50	10	50	10	50	10	50	10	8-S.G.O.	-	-	-	-	-	-	260	-	790	-	1,190	-	840	-	30	-	-	-	-	-	-	-	-	-	-	-	-	-	-	-	9-G.O.	-	-	-	-	-	-	60	-	-	-	20	-	30	-	-	-	-	-	-	-	-	-	-	-	-	-	-	-	-	-	Total.	1,840	6,240	5,660	32,310	105,700	351,470	241,503	35,600	1,730	100	120	110	150	70	782,633	86.3														Spotted:																															3-G.N.	10	70	70	150	1,500	2,200	710	70	-	-	-	-	-	-	-	-	-	-	-	-	-	-	-	-	-	-	-	-	-	-	4-S.N.	190	590	590	4,780	14,450	32,900	15,710	1,200	10	-	-	-	-	-	-	-	-	-	-	-	-	-	-	-	-	-	-	-	-	-	5-N.	70	290	290	1,440	5,850	16,740	8,570	690	20	-	-	-	-	-	-	-	-	-	-	-	-	-	-	-	-	-	-	-	-	-	6-S.L.N.	-	20	20	150	1,720	4,830	2,150	100	-	-	-	-	-	-	-	-	-	-	-	-	-	-	-	-	-	-	-	-	-	-	7-L.N.	-	10	10	130	740	1,840	140	-	-	-	-	-	-	-	-	-	-	-	-	-	-	-	-	-	-	-	-	-	-	-	Total.	270	1,010	940	7,850	24,260	58,510	27,280	2,060	60	-	-	-	-	-	-	-	-	-	-	-	-	-	-	-	-	-	-	-	-	-	Tinged:																															3-G.N.	-	-	-	-	-	-	-	-	-	-	-	-	-	-	-	-	-	-	-	-	-	-	-	-	-	-	-	-	-	-	4-S.N.	-	-	-	-	-	-	-	-	-	-	-	-	-	-	-	-	-	-	-	-	-	-	-	-	-	-	-	-	-	-	5-N.	-	-	-	-	-	-	-	-	-	-	-	-	-	-	-	-	-	-	-	-	-	-	-	-	-	-	-	-	-	-	6-S.L.N.	-	-	-	-	-	-	-	-	-	-	-	-	-	-	-	-	-	-	-	-	-	-	-	-	-	-	-	-	-	-	7-L.N.	-	-	-	-	-	-	-	-	-	-	-	-	-	-	-	-	-	-	-	-	-	-	-	-	-	-	-	-	-	-	Total.	-	-	-	-	-	-	-	-	-	-	-	-	-	-	-	-	-	-	-	-	-	-	-	-	-	-	-	-	-	-	Gray:																															3-G.N.	-	-	-	-	-	-	-	-	-	-	-	-	-	-	-	-	-	-	-	-	-	-	-	-	-	-	-	-	-	-	4-S.N.	-	-	-	-	-	-	-	-	-	-	-	-	-	-	-	-	-	-	-	-	-	-	-	-	-	-	-	-	-	-	5-N.	-	-	-	-	-	-	-	-	-	-	-	-	-	-	-	-	-	-	-	-	-	-	-	-	-	-	-	-	-	-	6-S.L.N.	-	-	-	-	-	-	-	-	-	-	-	-	-	-	-	-	-	-	-	-	-	-	-	-	-	-	-	-	-	-	7-L.N.	-	-	-	-	-	-	-	-	-	-	-	-	-	-	-	-	-	-	-	-	-	-	-	-	-	-	-	-	-	-	Total.	-	-	-	-	-	-	-	-	-	-	-	-	-	-	-	-	-	-	-	-	-	-	-	-	-	-	-	-	-	-	Below Grade	-	-	-	-	-	-	-	-	-	-	-	-	-	-	-	-	-	-	-	-	-	-	-	-	-	-	-	-	-	-	All grades.	2,120	7,780	6,660	39,660	130,130	410,630	269,453	37,690	1,790	100	120	140	160	70	1,160	100.0															All grades.	0.2	0.9	0.7	4.4	14.4	45.3	29.7	4.2	0.2	*	*	*	*	*	*	100.0																																																																																																																																																																																																				
7-L.N.	10	10	10	10	70	10	660	10	3,160	10	10,860	10	5,130	10	140	10	50	10	50	10	50	10	50	10	50	10	50	10	50	10	8-S.G.O.	-	-	-	-	-	-	260	-	790	-	1,190	-	840	-	30	-	-	-	-	-	-	-	-	-	-	-	-	-	-	-	9-G.O.	-	-	-	-	-	-	60	-	-	-	20	-	30	-	-	-	-	-	-	-	-	-	-	-	-	-	-	-	-	-	Total.	1,840	6,240	5,660	32,310	105,700	351,470	241,503	35,600	1,730	100	120	110	150	70	782,633	86.3														Spotted:																															3-G.N.	10	70	70	150	1,500	2,200	710	70	-	-	-	-	-	-	-	-	-	-	-	-	-	-	-	-	-	-	-	-	-	-	4-S.N.	190	590	590	4,780	14,450	32,900	15,710	1,200	10	-	-	-	-	-	-	-	-	-	-	-	-	-	-	-	-	-	-	-	-	-	5-N.	70	290	290	1,440	5,850	16,740	8,570	690	20	-	-	-	-	-	-	-	-	-	-	-	-	-	-	-	-	-	-	-	-	-	6-S.L.N.	-	20	20	150	1,720	4,830	2,150	100	-	-	-	-	-	-	-	-	-	-	-	-	-	-	-	-	-	-	-	-	-	-	7-L.N.	-	10	10	130	740	1,840	140	-	-	-	-	-	-	-	-	-	-	-	-	-	-	-	-	-	-	-	-	-	-	-	Total.	270	1,010	940	7,850	24,260	58,510	27,280	2,060	60	-	-	-	-	-	-	-	-	-	-	-	-	-	-	-	-	-	-	-	-	-	Tinged:																															3-G.N.	-	-	-	-	-	-	-	-	-	-	-	-	-	-	-	-	-	-	-	-	-	-	-	-	-	-	-	-	-	-	4-S.N.	-	-	-	-	-	-	-	-	-	-	-	-	-	-	-	-	-	-	-	-	-	-	-	-	-	-	-	-	-	-	5-N.	-	-	-	-	-	-	-	-	-	-	-	-	-	-	-	-	-	-	-	-	-	-	-	-	-	-	-	-	-	-	6-S.L.N.	-	-	-	-	-	-	-	-	-	-	-	-	-	-	-	-	-	-	-	-	-	-	-	-	-	-	-	-	-	-	7-L.N.	-	-	-	-	-	-	-	-	-	-	-	-	-	-	-	-	-	-	-	-	-	-	-	-	-	-	-	-	-	-	Total.	-	-	-	-	-	-	-	-	-	-	-	-	-	-	-	-	-	-	-	-	-	-	-	-	-	-	-	-	-	-	Gray:																															3-G.N.	-	-	-	-	-	-	-	-	-	-	-	-	-	-	-	-	-	-	-	-	-	-	-	-	-	-	-	-	-	-	4-S.N.	-	-	-	-	-	-	-	-	-	-	-	-	-	-	-	-	-	-	-	-	-	-	-	-	-	-	-	-	-	-	5-N.	-	-	-	-	-	-	-	-	-	-	-	-	-	-	-	-	-	-	-	-	-	-	-	-	-	-	-	-	-	-	6-S.L.N.	-	-	-	-	-	-	-	-	-	-	-	-	-	-	-	-	-	-	-	-	-	-	-	-	-	-	-	-	-	-	7-L.N.	-	-	-	-	-	-	-	-	-	-	-	-	-	-	-	-	-	-	-	-	-	-	-	-	-	-	-	-	-	-	Total.	-	-	-	-	-	-	-	-	-	-	-	-	-	-	-	-	-	-	-	-	-	-	-	-	-	-	-	-	-	-	Below Grade	-	-	-	-	-	-	-	-	-	-	-	-	-	-	-	-	-	-	-	-	-	-	-	-	-	-	-	-	-	-	All grades.	2,120	7,780	6,660	39,660	130,130	410,630	269,453	37,690	1,790	100	120	140	160	70	1,160	100.0															All grades.	0.2	0.9	0.7	4.4	14.4	45.3	29.7	4.2	0.2	*	*	*	*	*	*	100.0																																																																																																																																																																																																																																			
8-S.G.O.	-	-	-	-	-	-	260	-	790	-	1,190	-	840	-	30	-	-	-	-	-	-	-	-	-	-	-	-	-	-	-	9-G.O.	-	-	-	-	-	-	60	-	-	-	20	-	30	-	-	-	-	-	-	-	-	-	-	-	-	-	-	-	-	-	Total.	1,840	6,240	5,660	32,310	105,700	351,470	241,503	35,600	1,730	100	120	110	150	70	782,633	86.3														Spotted:																															3-G.N.	10	70	70	150	1,500	2,200	710	70	-	-	-	-	-	-	-	-	-	-	-	-	-	-	-	-	-	-	-	-	-	-	4-S.N.	190	590	590	4,780	14,450	32,900	15,710	1,200	10	-	-	-	-	-	-	-	-	-	-	-	-	-	-	-	-	-	-	-	-	-	5-N.	70	290	290	1,440	5,850	16,740	8,570	690	20	-	-	-	-	-	-	-	-	-	-	-	-	-	-	-	-	-	-	-	-	-	6-S.L.N.	-	20	20	150	1,720	4,830	2,150	100	-	-	-	-	-	-	-	-	-	-	-	-	-	-	-	-	-	-	-	-	-	-	7-L.N.	-	10	10	130	740	1,840	140	-	-	-	-	-	-	-	-	-	-	-	-	-	-	-	-	-	-	-	-	-	-	-	Total.	270	1,010	940	7,850	24,260	58,510	27,280	2,060	60	-	-	-	-	-	-	-	-	-	-	-	-	-	-	-	-	-	-	-	-	-	Tinged:																															3-G.N.	-	-	-	-	-	-	-	-	-	-	-	-	-	-	-	-	-	-	-	-	-	-	-	-	-	-	-	-	-	-	4-S.N.	-	-	-	-	-	-	-	-	-	-	-	-	-	-	-	-	-	-	-	-	-	-	-	-	-	-	-	-	-	-	5-N.	-	-	-	-	-	-	-	-	-	-	-	-	-	-	-	-	-	-	-	-	-	-	-	-	-	-	-	-	-	-	6-S.L.N.	-	-	-	-	-	-	-	-	-	-	-	-	-	-	-	-	-	-	-	-	-	-	-	-	-	-	-	-	-	-	7-L.N.	-	-	-	-	-	-	-	-	-	-	-	-	-	-	-	-	-	-	-	-	-	-	-	-	-	-	-	-	-	-	Total.	-	-	-	-	-	-	-	-	-	-	-	-	-	-	-	-	-	-	-	-	-	-	-	-	-	-	-	-	-	-	Gray:																															3-G.N.	-	-	-	-	-	-	-	-	-	-	-	-	-	-	-	-	-	-	-	-	-	-	-	-	-	-	-	-	-	-	4-S.N.	-	-	-	-	-	-	-	-	-	-	-	-	-	-	-	-	-	-	-	-	-	-	-	-	-	-	-	-	-	-	5-N.	-	-	-	-	-	-	-	-	-	-	-	-	-	-	-	-	-	-	-	-	-	-	-	-	-	-	-	-	-	-	6-S.L.N.	-	-	-	-	-	-	-	-	-	-	-	-	-	-	-	-	-	-	-	-	-	-	-	-	-	-	-	-	-	-	7-L.N.	-	-	-	-	-	-	-	-	-	-	-	-	-	-	-	-	-	-	-	-	-	-	-	-	-	-	-	-	-	-	Total.	-	-	-	-	-	-	-	-	-	-	-	-	-	-	-	-	-	-	-	-	-	-	-	-	-	-	-	-	-	-	Below Grade	-	-	-	-	-	-	-	-	-	-	-	-	-	-	-	-	-	-	-	-	-	-	-	-	-	-	-	-	-	-	All grades.	2,120	7,780	6,660	39,660	130,130	410,630	269,453	37,690	1,790	100	120	140	160	70	1,160	100.0															All grades.	0.2	0.9	0.7	4.4	14.4	45.3	29.7	4.2	0.2	*	*	*	*	*	*	100.0																																																																																																																																																																																																																																																																		
9-G.O.	-	-	-	-	-	-	60	-	-	-	20	-	30	-	-	-	-	-	-	-	-	-	-	-	-	-	-	-	-	-	Total.	1,840	6,240	5,660	32,310	105,700	351,470	241,503	35,600	1,730	100	120	110	150	70	782,633	86.3														Spotted:																															3-G.N.	10	70	70	150	1,500	2,200	710	70	-	-	-	-	-	-	-	-	-	-	-	-	-	-	-	-	-	-	-	-	-	-	4-S.N.	190	590	590	4,780	14,450	32,900	15,710	1,200	10	-	-	-	-	-	-	-	-	-	-	-	-	-	-	-	-	-	-	-	-	-	5-N.	70	290	290	1,440	5,850	16,740	8,570	690	20	-	-	-	-	-	-	-	-	-	-	-	-	-	-	-	-	-	-	-	-	-	6-S.L.N.	-	20	20	150	1,720	4,830	2,150	100	-	-	-	-	-	-	-	-	-	-	-	-	-	-	-	-	-	-	-	-	-	-	7-L.N.	-	10	10	130	740	1,840	140	-	-	-	-	-	-	-	-	-	-	-	-	-	-	-	-	-	-	-	-	-	-	-	Total.	270	1,010	940	7,850	24,260	58,510	27,280	2,060	60	-	-	-	-	-	-	-	-	-	-	-	-	-	-	-	-	-	-	-	-	-	Tinged:																															3-G.N.	-	-	-	-	-	-	-	-	-	-	-	-	-	-	-	-	-	-	-	-	-	-	-	-	-	-	-	-	-	-	4-S.N.	-	-	-	-	-	-	-	-	-	-	-	-	-	-	-	-	-	-	-	-	-	-	-	-	-	-	-	-	-	-	5-N.	-	-	-	-	-	-	-	-	-	-	-	-	-	-	-	-	-	-	-	-	-	-	-	-	-	-	-	-	-	-	6-S.L.N.	-	-	-	-	-	-	-	-	-	-	-	-	-	-	-	-	-	-	-	-	-	-	-	-	-	-	-	-	-	-	7-L.N.	-	-	-	-	-	-	-	-	-	-	-	-	-	-	-	-	-	-	-	-	-	-	-	-	-	-	-	-	-	-	Total.	-	-	-	-	-	-	-	-	-	-	-	-	-	-	-	-	-	-	-	-	-	-	-	-	-	-	-	-	-	-	Gray:																															3-G.N.	-	-	-	-	-	-	-	-	-	-	-	-	-	-	-	-	-	-	-	-	-	-	-	-	-	-	-	-	-	-	4-S.N.	-	-	-	-	-	-	-	-	-	-	-	-	-	-	-	-	-	-	-	-	-	-	-	-	-	-	-	-	-	-	5-N.	-	-	-	-	-	-	-	-	-	-	-	-	-	-	-	-	-	-	-	-	-	-	-	-	-	-	-	-	-	-	6-S.L.N.	-	-	-	-	-	-	-	-	-	-	-	-	-	-	-	-	-	-	-	-	-	-	-	-	-	-	-	-	-	-	7-L.N.	-	-	-	-	-	-	-	-	-	-	-	-	-	-	-	-	-	-	-	-	-	-	-	-	-	-	-	-	-	-	Total.	-	-	-	-	-	-	-	-	-	-	-	-	-	-	-	-	-	-	-	-	-	-	-	-	-	-	-	-	-	-	Below Grade	-	-	-	-	-	-	-	-	-	-	-	-	-	-	-	-	-	-	-	-	-	-	-	-	-	-	-	-	-	-	All grades.	2,120	7,780	6,660	39,660	130,130	410,630	269,453	37,690	1,790	100	120	140	160	70	1,160	100.0															All grades.	0.2	0.9	0.7	4.4	14.4	45.3	29.7	4.2	0.2	*	*	*	*	*	*	100.0																																																																																																																																																																																																																																																																																																	
Total.	1,840	6,240	5,660	32,310	105,700	351,470	241,503	35,600	1,730	100	120	110	150	70	782,633	86.3														Spotted:																															3-G.N.	10	70	70	150	1,500	2,200	710	70	-	-	-	-	-	-	-	-	-	-	-	-	-	-	-	-	-	-	-	-	-	-	4-S.N.	190	590	590	4,780	14,450	32,900	15,710	1,200	10	-	-	-	-	-	-	-	-	-	-	-	-	-	-	-	-	-	-	-	-	-	5-N.	70	290	290	1,440	5,850	16,740	8,570	690	20	-	-	-	-	-	-	-	-	-	-	-	-	-	-	-	-	-	-	-	-	-	6-S.L.N.	-	20	20	150	1,720	4,830	2,150	100	-	-	-	-	-	-	-	-	-	-	-	-	-	-	-	-	-	-	-	-	-	-	7-L.N.	-	10	10	130	740	1,840	140	-	-	-	-	-	-	-	-	-	-	-	-	-	-	-	-	-	-	-	-	-	-	-	Total.	270	1,010	940	7,850	24,260	58,510	27,280	2,060	60	-	-	-	-	-	-	-	-	-	-	-	-	-	-	-	-	-	-	-	-	-	Tinged:																															3-G.N.	-	-	-	-	-	-	-	-	-	-	-	-	-	-	-	-	-	-	-	-	-	-	-	-	-	-	-	-	-	-	4-S.N.	-	-	-	-	-	-	-	-	-	-	-	-	-	-	-	-	-	-	-	-	-	-	-	-	-	-	-	-	-	-	5-N.	-	-	-	-	-	-	-	-	-	-	-	-	-	-	-	-	-	-	-	-	-	-	-	-	-	-	-	-	-	-	6-S.L.N.	-	-	-	-	-	-	-	-	-	-	-	-	-	-	-	-	-	-	-	-	-	-	-	-	-	-	-	-	-	-	7-L.N.	-	-	-	-	-	-	-	-	-	-	-	-	-	-	-	-	-	-	-	-	-	-	-	-	-	-	-	-	-	-	Total.	-	-	-	-	-	-	-	-	-	-	-	-	-	-	-	-	-	-	-	-	-	-	-	-	-	-	-	-	-	-	Gray:																															3-G.N.	-	-	-	-	-	-	-	-	-	-	-	-	-	-	-	-	-	-	-	-	-	-	-	-	-	-	-	-	-	-	4-S.N.	-	-	-	-	-	-	-	-	-	-	-	-	-	-	-	-	-	-	-	-	-	-	-	-	-	-	-	-	-	-	5-N.	-	-	-	-	-	-	-	-	-	-	-	-	-	-	-	-	-	-	-	-	-	-	-	-	-	-	-	-	-	-	6-S.L.N.	-	-	-	-	-	-	-	-	-	-	-	-	-	-	-	-	-	-	-	-	-	-	-	-	-	-	-	-	-	-	7-L.N.	-	-	-	-	-	-	-	-	-	-	-	-	-	-	-	-	-	-	-	-	-	-	-	-	-	-	-	-	-	-	Total.	-	-	-	-	-	-	-	-	-	-	-	-	-	-	-	-	-	-	-	-	-	-	-	-	-	-	-	-	-	-	Below Grade	-	-	-	-	-	-	-	-	-	-	-	-	-	-	-	-	-	-	-	-	-	-	-	-	-	-	-	-	-	-	All grades.	2,120	7,780	6,660	39,660	130,130	410,630	269,453	37,690	1,790	100	120	140	160	70	1,160	100.0															All grades.	0.2	0.9	0.7	4.4	14.4	45.3	29.7	4.2	0.2	*	*	*	*	*	*	100.0																																																																																																																																																																																																																																																																																																																																
Spotted:																															3-G.N.	10	70	70	150	1,500	2,200	710	70	-	-	-	-	-	-	-	-	-	-	-	-	-	-	-	-	-	-	-	-	-	-	4-S.N.	190	590	590	4,780	14,450	32,900	15,710	1,200	10	-	-	-	-	-	-	-	-	-	-	-	-	-	-	-	-	-	-	-	-	-	5-N.	70	290	290	1,440	5,850	16,740	8,570	690	20	-	-	-	-	-	-	-	-	-	-	-	-	-	-	-	-	-	-	-	-	-	6-S.L.N.	-	20	20	150	1,720	4,830	2,150	100	-	-	-	-	-	-	-	-	-	-	-	-	-	-	-	-	-	-	-	-	-	-	7-L.N.	-	10	10	130	740	1,840	140	-	-	-	-	-	-	-	-	-	-	-	-	-	-	-	-	-	-	-	-	-	-	-	Total.	270	1,010	940	7,850	24,260	58,510	27,280	2,060	60	-	-	-	-	-	-	-	-	-	-	-	-	-	-	-	-	-	-	-	-	-	Tinged:																															3-G.N.	-	-	-	-	-	-	-	-	-	-	-	-	-	-	-	-	-	-	-	-	-	-	-	-	-	-	-	-	-	-	4-S.N.	-	-	-	-	-	-	-	-	-	-	-	-	-	-	-	-	-	-	-	-	-	-	-	-	-	-	-	-	-	-	5-N.	-	-	-	-	-	-	-	-	-	-	-	-	-	-	-	-	-	-	-	-	-	-	-	-	-	-	-	-	-	-	6-S.L.N.	-	-	-	-	-	-	-	-	-	-	-	-	-	-	-	-	-	-	-	-	-	-	-	-	-	-	-	-	-	-	7-L.N.	-	-	-	-	-	-	-	-	-	-	-	-	-	-	-	-	-	-	-	-	-	-	-	-	-	-	-	-	-	-	Total.	-	-	-	-	-	-	-	-	-	-	-	-	-	-	-	-	-	-	-	-	-	-	-	-	-	-	-	-	-	-	Gray:																															3-G.N.	-	-	-	-	-	-	-	-	-	-	-	-	-	-	-	-	-	-	-	-	-	-	-	-	-	-	-	-	-	-	4-S.N.	-	-	-	-	-	-	-	-	-	-	-	-	-	-	-	-	-	-	-	-	-	-	-	-	-	-	-	-	-	-	5-N.	-	-	-	-	-	-	-	-	-	-	-	-	-	-	-	-	-	-	-	-	-	-	-	-	-	-	-	-	-	-	6-S.L.N.	-	-	-	-	-	-	-	-	-	-	-	-	-	-	-	-	-	-	-	-	-	-	-	-	-	-	-	-	-	-	7-L.N.	-	-	-	-	-	-	-	-	-	-	-	-	-	-	-	-	-	-	-	-	-	-	-	-	-	-	-	-	-	-	Total.	-	-	-	-	-	-	-	-	-	-	-	-	-	-	-	-	-	-	-	-	-	-	-	-	-	-	-	-	-	-	Below Grade	-	-	-	-	-	-	-	-	-	-	-	-	-	-	-	-	-	-	-	-	-	-	-	-	-	-	-	-	-	-	All grades.	2,120	7,780	6,660	39,660	130,130	410,630	269,453	37,690	1,790	100	120	140	160	70	1,160	100.0															All grades.	0.2	0.9	0.7	4.4	14.4	45.3	29.7	4.2	0.2	*	*	*	*	*	*	100.0																																																																																																																																																																																																																																																																																																																																																														
3-G.N.	10	70	70	150	1,500	2,200	710	70	-	-	-	-	-	-	-	-	-	-	-	-	-	-	-	-	-	-	-	-	-	-	4-S.N.	190	590	590	4,780	14,450	32,900	15,710	1,200	10	-	-	-	-	-	-	-	-	-	-	-	-	-	-	-	-	-	-	-	-	-	5-N.	70	290	290	1,440	5,850	16,740	8,570	690	20	-	-	-	-	-	-	-	-	-	-	-	-	-	-	-	-	-	-	-	-	-	6-S.L.N.	-	20	20	150	1,720	4,830	2,150	100	-	-	-	-	-	-	-	-	-	-	-	-	-	-	-	-	-	-	-	-	-	-	7-L.N.	-	10	10	130	740	1,840	140	-	-	-	-	-	-	-	-	-	-	-	-	-	-	-	-	-	-	-	-	-	-	-	Total.	270	1,010	940	7,850	24,260	58,510	27,280	2,060	60	-	-	-	-	-	-	-	-	-	-	-	-	-	-	-	-	-	-	-	-	-	Tinged:																															3-G.N.	-	-	-	-	-	-	-	-	-	-	-	-	-	-	-	-	-	-	-	-	-	-	-	-	-	-	-	-	-	-	4-S.N.	-	-	-	-	-	-	-	-	-	-	-	-	-	-	-	-	-	-	-	-	-	-	-	-	-	-	-	-	-	-	5-N.	-	-	-	-	-	-	-	-	-	-	-	-	-	-	-	-	-	-	-	-	-	-	-	-	-	-	-	-	-	-	6-S.L.N.	-	-	-	-	-	-	-	-	-	-	-	-	-	-	-	-	-	-	-	-	-	-	-	-	-	-	-	-	-	-	7-L.N.	-	-	-	-	-	-	-	-	-	-	-	-	-	-	-	-	-	-	-	-	-	-	-	-	-	-	-	-	-	-	Total.	-	-	-	-	-	-	-	-	-	-	-	-	-	-	-	-	-	-	-	-	-	-	-	-	-	-	-	-	-	-	Gray:																															3-G.N.	-	-	-	-	-	-	-	-	-	-	-	-	-	-	-	-	-	-	-	-	-	-	-	-	-	-	-	-	-	-	4-S.N.	-	-	-	-	-	-	-	-	-	-	-	-	-	-	-	-	-	-	-	-	-	-	-	-	-	-	-	-	-	-	5-N.	-	-	-	-	-	-	-	-	-	-	-	-	-	-	-	-	-	-	-	-	-	-	-	-	-	-	-	-	-	-	6-S.L.N.	-	-	-	-	-	-	-	-	-	-	-	-	-	-	-	-	-	-	-	-	-	-	-	-	-	-	-	-	-	-	7-L.N.	-	-	-	-	-	-	-	-	-	-	-	-	-	-	-	-	-	-	-	-	-	-	-	-	-	-	-	-	-	-	Total.	-	-	-	-	-	-	-	-	-	-	-	-	-	-	-	-	-	-	-	-	-	-	-	-	-	-	-	-	-	-	Below Grade	-	-	-	-	-	-	-	-	-	-	-	-	-	-	-	-	-	-	-	-	-	-	-	-	-	-	-	-	-	-	All grades.	2,120	7,780	6,660	39,660	130,130	410,630	269,453	37,690	1,790	100	120	140	160	70	1,160	100.0															All grades.	0.2	0.9	0.7	4.4	14.4	45.3	29.7	4.2	0.2	*	*	*	*	*	*	100.0																																																																																																																																																																																																																																																																																																																																																																																													
4-S.N.	190	590	590	4,780	14,450	32,900	15,710	1,200	10	-	-	-	-	-	-	-	-	-	-	-	-	-	-	-	-	-	-	-	-	-	5-N.	70	290	290	1,440	5,850	16,740	8,570	690	20	-	-	-	-	-	-	-	-	-	-	-	-	-	-	-	-	-	-	-	-	-	6-S.L.N.	-	20	20	150	1,720	4,830	2,150	100	-	-	-	-	-	-	-	-	-	-	-	-	-	-	-	-	-	-	-	-	-	-	7-L.N.	-	10	10	130	740	1,840	140	-	-	-	-	-	-	-	-	-	-	-	-	-	-	-	-	-	-	-	-	-	-	-	Total.	270	1,010	940	7,850	24,260	58,510	27,280	2,060	60	-	-	-	-	-	-	-	-	-	-	-	-	-	-	-	-	-	-	-	-	-	Tinged:																															3-G.N.	-	-	-	-	-	-	-	-	-	-	-	-	-	-	-	-	-	-	-	-	-	-	-	-	-	-	-	-	-	-	4-S.N.	-	-	-	-	-	-	-	-	-	-	-	-	-	-	-	-	-	-	-	-	-	-	-	-	-	-	-	-	-	-	5-N.	-	-	-	-	-	-	-	-	-	-	-	-	-	-	-	-	-	-	-	-	-	-	-	-	-	-	-	-	-	-	6-S.L.N.	-	-	-	-	-	-	-	-	-	-	-	-	-	-	-	-	-	-	-	-	-	-	-	-	-	-	-	-	-	-	7-L.N.	-	-	-	-	-	-	-	-	-	-	-	-	-	-	-	-	-	-	-	-	-	-	-	-	-	-	-	-	-	-	Total.	-	-	-	-	-	-	-	-	-	-	-	-	-	-	-	-	-	-	-	-	-	-	-	-	-	-	-	-	-	-	Gray:																															3-G.N.	-	-	-	-	-	-	-	-	-	-	-	-	-	-	-	-	-	-	-	-	-	-	-	-	-	-	-	-	-	-	4-S.N.	-	-	-	-	-	-	-	-	-	-	-	-	-	-	-	-	-	-	-	-	-	-	-	-	-	-	-	-	-	-	5-N.	-	-	-	-	-	-	-	-	-	-	-	-	-	-	-	-	-	-	-	-	-	-	-	-	-	-	-	-	-	-	6-S.L.N.	-	-	-	-	-	-	-	-	-	-	-	-	-	-	-	-	-	-	-	-	-	-	-	-	-	-	-	-	-	-	7-L.N.	-	-	-	-	-	-	-	-	-	-	-	-	-	-	-	-	-	-	-	-	-	-	-	-	-	-	-	-	-	-	Total.	-	-	-	-	-	-	-	-	-	-	-	-	-	-	-	-	-	-	-	-	-	-	-	-	-	-	-	-	-	-	Below Grade	-	-	-	-	-	-	-	-	-	-	-	-	-	-	-	-	-	-	-	-	-	-	-	-	-	-	-	-	-	-	All grades.	2,120	7,780	6,660	39,660	130,130	410,630	269,453	37,690	1,790	100	120	140	160	70	1,160	100.0															All grades.	0.2	0.9	0.7	4.4	14.4	45.3	29.7	4.2	0.2	*	*	*	*	*	*	100.0																																																																																																																																																																																																																																																																																																																																																																																																																												
5-N.	70	290	290	1,440	5,850	16,740	8,570	690	20	-	-	-	-	-	-	-	-	-	-	-	-	-	-	-	-	-	-	-	-	-	6-S.L.N.	-	20	20	150	1,720	4,830	2,150	100	-	-	-	-	-	-	-	-	-	-	-	-	-	-	-	-	-	-	-	-	-	-	7-L.N.	-	10	10	130	740	1,840	140	-	-	-	-	-	-	-	-	-	-	-	-	-	-	-	-	-	-	-	-	-	-	-	Total.	270	1,010	940	7,850	24,260	58,510	27,280	2,060	60	-	-	-	-	-	-	-	-	-	-	-	-	-	-	-	-	-	-	-	-	-	Tinged:																															3-G.N.	-	-	-	-	-	-	-	-	-	-	-	-	-	-	-	-	-	-	-	-	-	-	-	-	-	-	-	-	-	-	4-S.N.	-	-	-	-	-	-	-	-	-	-	-	-	-	-	-	-	-	-	-	-	-	-	-	-	-	-	-	-	-	-	5-N.	-	-	-	-	-	-	-	-	-	-	-	-	-	-	-	-	-	-	-	-	-	-	-	-	-	-	-	-	-	-	6-S.L.N.	-	-	-	-	-	-	-	-	-	-	-	-	-	-	-	-	-	-	-	-	-	-	-	-	-	-	-	-	-	-	7-L.N.	-	-	-	-	-	-	-	-	-	-	-	-	-	-	-	-	-	-	-	-	-	-	-	-	-	-	-	-	-	-	Total.	-	-	-	-	-	-	-	-	-	-	-	-	-	-	-	-	-	-	-	-	-	-	-	-	-	-	-	-	-	-	Gray:																															3-G.N.	-	-	-	-	-	-	-	-	-	-	-	-	-	-	-	-	-	-	-	-	-	-	-	-	-	-	-	-	-	-	4-S.N.	-	-	-	-	-	-	-	-	-	-	-	-	-	-	-	-	-	-	-	-	-	-	-	-	-	-	-	-	-	-	5-N.	-	-	-	-	-	-	-	-	-	-	-	-	-	-	-	-	-	-	-	-	-	-	-	-	-	-	-	-	-	-	6-S.L.N.	-	-	-	-	-	-	-	-	-	-	-	-	-	-	-	-	-	-	-	-	-	-	-	-	-	-	-	-	-	-	7-L.N.	-	-	-	-	-	-	-	-	-	-	-	-	-	-	-	-	-	-	-	-	-	-	-	-	-	-	-	-	-	-	Total.	-	-	-	-	-	-	-	-	-	-	-	-	-	-	-	-	-	-	-	-	-	-	-	-	-	-	-	-	-	-	Below Grade	-	-	-	-	-	-	-	-	-	-	-	-	-	-	-	-	-	-	-	-	-	-	-	-	-	-	-	-	-	-	All grades.	2,120	7,780	6,660	39,660	130,130	410,630	269,453	37,690	1,790	100	120	140	160	70	1,160	100.0															All grades.	0.2	0.9	0.7	4.4	14.4	45.3	29.7	4.2	0.2	*	*	*	*	*	*	100.0																																																																																																																																																																																																																																																																																																																																																																																																																																																											
6-S.L.N.	-	20	20	150	1,720	4,830	2,150	100	-	-	-	-	-	-	-	-	-	-	-	-	-	-	-	-	-	-	-	-	-	-	7-L.N.	-	10	10	130	740	1,840	140	-	-	-	-	-	-	-	-	-	-	-	-	-	-	-	-	-	-	-	-	-	-	-	Total.	270	1,010	940	7,850	24,260	58,510	27,280	2,060	60	-	-	-	-	-	-	-	-	-	-	-	-	-	-	-	-	-	-	-	-	-	Tinged:																															3-G.N.	-	-	-	-	-	-	-	-	-	-	-	-	-	-	-	-	-	-	-	-	-	-	-	-	-	-	-	-	-	-	4-S.N.	-	-	-	-	-	-	-	-	-	-	-	-	-	-	-	-	-	-	-	-	-	-	-	-	-	-	-	-	-	-	5-N.	-	-	-	-	-	-	-	-	-	-	-	-	-	-	-	-	-	-	-	-	-	-	-	-	-	-	-	-	-	-	6-S.L.N.	-	-	-	-	-	-	-	-	-	-	-	-	-	-	-	-	-	-	-	-	-	-	-	-	-	-	-	-	-	-	7-L.N.	-	-	-	-	-	-	-	-	-	-	-	-	-	-	-	-	-	-	-	-	-	-	-	-	-	-	-	-	-	-	Total.	-	-	-	-	-	-	-	-	-	-	-	-	-	-	-	-	-	-	-	-	-	-	-	-	-	-	-	-	-	-	Gray:																															3-G.N.	-	-	-	-	-	-	-	-	-	-	-	-	-	-	-	-	-	-	-	-	-	-	-	-	-	-	-	-	-	-	4-S.N.	-	-	-	-	-	-	-	-	-	-	-	-	-	-	-	-	-	-	-	-	-	-	-	-	-	-	-	-	-	-	5-N.	-	-	-	-	-	-	-	-	-	-	-	-	-	-	-	-	-	-	-	-	-	-	-	-	-	-	-	-	-	-	6-S.L.N.	-	-	-	-	-	-	-	-	-	-	-	-	-	-	-	-	-	-	-	-	-	-	-	-	-	-	-	-	-	-	7-L.N.	-	-	-	-	-	-	-	-	-	-	-	-	-	-	-	-	-	-	-	-	-	-	-	-	-	-	-	-	-	-	Total.	-	-	-	-	-	-	-	-	-	-	-	-	-	-	-	-	-	-	-	-	-	-	-	-	-	-	-	-	-	-	Below Grade	-	-	-	-	-	-	-	-	-	-	-	-	-	-	-	-	-	-	-	-	-	-	-	-	-	-	-	-	-	-	All grades.	2,120	7,780	6,660	39,660	130,130	410,630	269,453	37,690	1,790	100	120	140	160	70	1,160	100.0															All grades.	0.2	0.9	0.7	4.4	14.4	45.3	29.7	4.2	0.2	*	*	*	*	*	*	100.0																																																																																																																																																																																																																																																																																																																																																																																																																																																																																										
7-L.N.	-	10	10	130	740	1,840	140	-	-	-	-	-	-	-	-	-	-	-	-	-	-	-	-	-	-	-	-	-	-	-	Total.	270	1,010	940	7,850	24,260	58,510	27,280	2,060	60	-	-	-	-	-	-	-	-	-	-	-	-	-	-	-	-	-	-	-	-	-	Tinged:																															3-G.N.	-	-	-	-	-	-	-	-	-	-	-	-	-	-	-	-	-	-	-	-	-	-	-	-	-	-	-	-	-	-	4-S.N.	-	-	-	-	-	-	-	-	-	-	-	-	-	-	-	-	-	-	-	-	-	-	-	-	-	-	-	-	-	-	5-N.	-	-	-	-	-	-	-	-	-	-	-	-	-	-	-	-	-	-	-	-	-	-	-	-	-	-	-	-	-	-	6-S.L.N.	-	-	-	-	-	-	-	-	-	-	-	-	-	-	-	-	-	-	-	-	-	-	-	-	-	-	-	-	-	-	7-L.N.	-	-	-	-	-	-	-	-	-	-	-	-	-	-	-	-	-	-	-	-	-	-	-	-	-	-	-	-	-	-	Total.	-	-	-	-	-	-	-	-	-	-	-	-	-	-	-	-	-	-	-	-	-	-	-	-	-	-	-	-	-	-	Gray:																															3-G.N.	-	-	-	-	-	-	-	-	-	-	-	-	-	-	-	-	-	-	-	-	-	-	-	-	-	-	-	-	-	-	4-S.N.	-	-	-	-	-	-	-	-	-	-	-	-	-	-	-	-	-	-	-	-	-	-	-	-	-	-	-	-	-	-	5-N.	-	-	-	-	-	-	-	-	-	-	-	-	-	-	-	-	-	-	-	-	-	-	-	-	-	-	-	-	-	-	6-S.L.N.	-	-	-	-	-	-	-	-	-	-	-	-	-	-	-	-	-	-	-	-	-	-	-	-	-	-	-	-	-	-	7-L.N.	-	-	-	-	-	-	-	-	-	-	-	-	-	-	-	-	-	-	-	-	-	-	-	-	-	-	-	-	-	-	Total.	-	-	-	-	-	-	-	-	-	-	-	-	-	-	-	-	-	-	-	-	-	-	-	-	-	-	-	-	-	-	Below Grade	-	-	-	-	-	-	-	-	-	-	-	-	-	-	-	-	-	-	-	-	-	-	-	-	-	-	-	-	-	-	All grades.	2,120	7,780	6,660	39,660	130,130	410,630	269,453	37,690	1,790	100	120	140	160	70	1,160	100.0															All grades.	0.2	0.9	0.7	4.4	14.4	45.3	29.7	4.2	0.2	*	*	*	*	*	*	100.0																																																																																																																																																																																																																																																																																																																																																																																																																																																																																																																									
Total.	270	1,010	940	7,850	24,260	58,510	27,280	2,060	60	-	-	-	-	-	-	-	-	-	-	-	-	-	-	-	-	-	-	-	-	-	Tinged:																															3-G.N.	-	-	-	-	-	-	-	-	-	-	-	-	-	-	-	-	-	-	-	-	-	-	-	-	-	-	-	-	-	-	4-S.N.	-	-	-	-	-	-	-	-	-	-	-	-	-	-	-	-	-	-	-	-	-	-	-	-	-	-	-	-	-	-	5-N.	-	-	-	-	-	-	-	-	-	-	-	-	-	-	-	-	-	-	-	-	-	-	-	-	-	-	-	-	-	-	6-S.L.N.	-	-	-	-	-	-	-	-	-	-	-	-	-	-	-	-	-	-	-	-	-	-	-	-	-	-	-	-	-	-	7-L.N.	-	-	-	-	-	-	-	-	-	-	-	-	-	-	-	-	-	-	-	-	-	-	-	-	-	-	-	-	-	-	Total.	-	-	-	-	-	-	-	-	-	-	-	-	-	-	-	-	-	-	-	-	-	-	-	-	-	-	-	-	-	-	Gray:																															3-G.N.	-	-	-	-	-	-	-	-	-	-	-	-	-	-	-	-	-	-	-	-	-	-	-	-	-	-	-	-	-	-	4-S.N.	-	-	-	-	-	-	-	-	-	-	-	-	-	-	-	-	-	-	-	-	-	-	-	-	-	-	-	-	-	-	5-N.	-	-	-	-	-	-	-	-	-	-	-	-	-	-	-	-	-	-	-	-	-	-	-	-	-	-	-	-	-	-	6-S.L.N.	-	-	-	-	-	-	-	-	-	-	-	-	-	-	-	-	-	-	-	-	-	-	-	-	-	-	-	-	-	-	7-L.N.	-	-	-	-	-	-	-	-	-	-	-	-	-	-	-	-	-	-	-	-	-	-	-	-	-	-	-	-	-	-	Total.	-	-	-	-	-	-	-	-	-	-	-	-	-	-	-	-	-	-	-	-	-	-	-	-	-	-	-	-	-	-	Below Grade	-	-	-	-	-	-	-	-	-	-	-	-	-	-	-	-	-	-	-	-	-	-	-	-	-	-	-	-	-	-	All grades.	2,120	7,780	6,660	39,660	130,130	410,630	269,453	37,690	1,790	100	120	140	160	70	1,160	100.0															All grades.	0.2	0.9	0.7	4.4	14.4	45.3	29.7	4.2	0.2	*	*	*	*	*	*	100.0																																																																																																																																																																																																																																																																																																																																																																																																																																																																																																																																																								
Tinged:																															3-G.N.	-	-	-	-	-	-	-	-	-	-	-	-	-	-	-	-	-	-	-	-	-	-	-	-	-	-	-	-	-	-	4-S.N.	-	-	-	-	-	-	-	-	-	-	-	-	-	-	-	-	-	-	-	-	-	-	-	-	-	-	-	-	-	-	5-N.	-	-	-	-	-	-	-	-	-	-	-	-	-	-	-	-	-	-	-	-	-	-	-	-	-	-	-	-	-	-	6-S.L.N.	-	-	-	-	-	-	-	-	-	-	-	-	-	-	-	-	-	-	-	-	-	-	-	-	-	-	-	-	-	-	7-L.N.	-	-	-	-	-	-	-	-	-	-	-	-	-	-	-	-	-	-	-	-	-	-	-	-	-	-	-	-	-	-	Total.	-	-	-	-	-	-	-	-	-	-	-	-	-	-	-	-	-	-	-	-	-	-	-	-	-	-	-	-	-	-	Gray:																															3-G.N.	-	-	-	-	-	-	-	-	-	-	-	-	-	-	-	-	-	-	-	-	-	-	-	-	-	-	-	-	-	-	4-S.N.	-	-	-	-	-	-	-	-	-	-	-	-	-	-	-	-	-	-	-	-	-	-	-	-	-	-	-	-	-	-	5-N.	-	-	-	-	-	-	-	-	-	-	-	-	-	-	-	-	-	-	-	-	-	-	-	-	-	-	-	-	-	-	6-S.L.N.	-	-	-	-	-	-	-	-	-	-	-	-	-	-	-	-	-	-	-	-	-	-	-	-	-	-	-	-	-	-	7-L.N.	-	-	-	-	-	-	-	-	-	-	-	-	-	-	-	-	-	-	-	-	-	-	-	-	-	-	-	-	-	-	Total.	-	-	-	-	-	-	-	-	-	-	-	-	-	-	-	-	-	-	-	-	-	-	-	-	-	-	-	-	-	-	Below Grade	-	-	-	-	-	-	-	-	-	-	-	-	-	-	-	-	-	-	-	-	-	-	-	-	-	-	-	-	-	-	All grades.	2,120	7,780	6,660	39,660	130,130	410,630	269,453	37,690	1,790	100	120	140	160	70	1,160	100.0															All grades.	0.2	0.9	0.7	4.4	14.4	45.3	29.7	4.2	0.2	*	*	*	*	*	*	100.0																																																																																																																																																																																																																																																																																																																																																																																																																																																																																																																																																																																							
3-G.N.	-	-	-	-	-	-	-	-	-	-	-	-	-	-	-	-	-	-	-	-	-	-	-	-	-	-	-	-	-	-	4-S.N.	-	-	-	-	-	-	-	-	-	-	-	-	-	-	-	-	-	-	-	-	-	-	-	-	-	-	-	-	-	-	5-N.	-	-	-	-	-	-	-	-	-	-	-	-	-	-	-	-	-	-	-	-	-	-	-	-	-	-	-	-	-	-	6-S.L.N.	-	-	-	-	-	-	-	-	-	-	-	-	-	-	-	-	-	-	-	-	-	-	-	-	-	-	-	-	-	-	7-L.N.	-	-	-	-	-	-	-	-	-	-	-	-	-	-	-	-	-	-	-	-	-	-	-	-	-	-	-	-	-	-	Total.	-	-	-	-	-	-	-	-	-	-	-	-	-	-	-	-	-	-	-	-	-	-	-	-	-	-	-	-	-	-	Gray:																															3-G.N.	-	-	-	-	-	-	-	-	-	-	-	-	-	-	-	-	-	-	-	-	-	-	-	-	-	-	-	-	-	-	4-S.N.	-	-	-	-	-	-	-	-	-	-	-	-	-	-	-	-	-	-	-	-	-	-	-	-	-	-	-	-	-	-	5-N.	-	-	-	-	-	-	-	-	-	-	-	-	-	-	-	-	-	-	-	-	-	-	-	-	-	-	-	-	-	-	6-S.L.N.	-	-	-	-	-	-	-	-	-	-	-	-	-	-	-	-	-	-	-	-	-	-	-	-	-	-	-	-	-	-	7-L.N.	-	-	-	-	-	-	-	-	-	-	-	-	-	-	-	-	-	-	-	-	-	-	-	-	-	-	-	-	-	-	Total.	-	-	-	-	-	-	-	-	-	-	-	-	-	-	-	-	-	-	-	-	-	-	-	-	-	-	-	-	-	-	Below Grade	-	-	-	-	-	-	-	-	-	-	-	-	-	-	-	-	-	-	-	-	-	-	-	-	-	-	-	-	-	-	All grades.	2,120	7,780	6,660	39,660	130,130	410,630	269,453	37,690	1,790	100	120	140	160	70	1,160	100.0															All grades.	0.2	0.9	0.7	4.4	14.4	45.3	29.7	4.2	0.2	*	*	*	*	*	*	100.0																																																																																																																																																																																																																																																																																																																																																																																																																																																																																																																																																																																																																						
4-S.N.	-	-	-	-	-	-	-	-	-	-	-	-	-	-	-	-	-	-	-	-	-	-	-	-	-	-	-	-	-	-	5-N.	-	-	-	-	-	-	-	-	-	-	-	-	-	-	-	-	-	-	-	-	-	-	-	-	-	-	-	-	-	-	6-S.L.N.	-	-	-	-	-	-	-	-	-	-	-	-	-	-	-	-	-	-	-	-	-	-	-	-	-	-	-	-	-	-	7-L.N.	-	-	-	-	-	-	-	-	-	-	-	-	-	-	-	-	-	-	-	-	-	-	-	-	-	-	-	-	-	-	Total.	-	-	-	-	-	-	-	-	-	-	-	-	-	-	-	-	-	-	-	-	-	-	-	-	-	-	-	-	-	-	Gray:																															3-G.N.	-	-	-	-	-	-	-	-	-	-	-	-	-	-	-	-	-	-	-	-	-	-	-	-	-	-	-	-	-	-	4-S.N.	-	-	-	-	-	-	-	-	-	-	-	-	-	-	-	-	-	-	-	-	-	-	-	-	-	-	-	-	-	-	5-N.	-	-	-	-	-	-	-	-	-	-	-	-	-	-	-	-	-	-	-	-	-	-	-	-	-	-	-	-	-	-	6-S.L.N.	-	-	-	-	-	-	-	-	-	-	-	-	-	-	-	-	-	-	-	-	-	-	-	-	-	-	-	-	-	-	7-L.N.	-	-	-	-	-	-	-	-	-	-	-	-	-	-	-	-	-	-	-	-	-	-	-	-	-	-	-	-	-	-	Total.	-	-	-	-	-	-	-	-	-	-	-	-	-	-	-	-	-	-	-	-	-	-	-	-	-	-	-	-	-	-	Below Grade	-	-	-	-	-	-	-	-	-	-	-	-	-	-	-	-	-	-	-	-	-	-	-	-	-	-	-	-	-	-	All grades.	2,120	7,780	6,660	39,660	130,130	410,630	269,453	37,690	1,790	100	120	140	160	70	1,160	100.0															All grades.	0.2	0.9	0.7	4.4	14.4	45.3	29.7	4.2	0.2	*	*	*	*	*	*	100.0																																																																																																																																																																																																																																																																																																																																																																																																																																																																																																																																																																																																																																																					
5-N.	-	-	-	-	-	-	-	-	-	-	-	-	-	-	-	-	-	-	-	-	-	-	-	-	-	-	-	-	-	-	6-S.L.N.	-	-	-	-	-	-	-	-	-	-	-	-	-	-	-	-	-	-	-	-	-	-	-	-	-	-	-	-	-	-	7-L.N.	-	-	-	-	-	-	-	-	-	-	-	-	-	-	-	-	-	-	-	-	-	-	-	-	-	-	-	-	-	-	Total.	-	-	-	-	-	-	-	-	-	-	-	-	-	-	-	-	-	-	-	-	-	-	-	-	-	-	-	-	-	-	Gray:																															3-G.N.	-	-	-	-	-	-	-	-	-	-	-	-	-	-	-	-	-	-	-	-	-	-	-	-	-	-	-	-	-	-	4-S.N.	-	-	-	-	-	-	-	-	-	-	-	-	-	-	-	-	-	-	-	-	-	-	-	-	-	-	-	-	-	-	5-N.	-	-	-	-	-	-	-	-	-	-	-	-	-	-	-	-	-	-	-	-	-	-	-	-	-	-	-	-	-	-	6-S.L.N.	-	-	-	-	-	-	-	-	-	-	-	-	-	-	-	-	-	-	-	-	-	-	-	-	-	-	-	-	-	-	7-L.N.	-	-	-	-	-	-	-	-	-	-	-	-	-	-	-	-	-	-	-	-	-	-	-	-	-	-	-	-	-	-	Total.	-	-	-	-	-	-	-	-	-	-	-	-	-	-	-	-	-	-	-	-	-	-	-	-	-	-	-	-	-	-	Below Grade	-	-	-	-	-	-	-	-	-	-	-	-	-	-	-	-	-	-	-	-	-	-	-	-	-	-	-	-	-	-	All grades.	2,120	7,780	6,660	39,660	130,130	410,630	269,453	37,690	1,790	100	120	140	160	70	1,160	100.0															All grades.	0.2	0.9	0.7	4.4	14.4	45.3	29.7	4.2	0.2	*	*	*	*	*	*	100.0																																																																																																																																																																																																																																																																																																																																																																																																																																																																																																																																																																																																																																																																																				
6-S.L.N.	-	-	-	-	-	-	-	-	-	-	-	-	-	-	-	-	-	-	-	-	-	-	-	-	-	-	-	-	-	-	7-L.N.	-	-	-	-	-	-	-	-	-	-	-	-	-	-	-	-	-	-	-	-	-	-	-	-	-	-	-	-	-	-	Total.	-	-	-	-	-	-	-	-	-	-	-	-	-	-	-	-	-	-	-	-	-	-	-	-	-	-	-	-	-	-	Gray:																															3-G.N.	-	-	-	-	-	-	-	-	-	-	-	-	-	-	-	-	-	-	-	-	-	-	-	-	-	-	-	-	-	-	4-S.N.	-	-	-	-	-	-	-	-	-	-	-	-	-	-	-	-	-	-	-	-	-	-	-	-	-	-	-	-	-	-	5-N.	-	-	-	-	-	-	-	-	-	-	-	-	-	-	-	-	-	-	-	-	-	-	-	-	-	-	-	-	-	-	6-S.L.N.	-	-	-	-	-	-	-	-	-	-	-	-	-	-	-	-	-	-	-	-	-	-	-	-	-	-	-	-	-	-	7-L.N.	-	-	-	-	-	-	-	-	-	-	-	-	-	-	-	-	-	-	-	-	-	-	-	-	-	-	-	-	-	-	Total.	-	-	-	-	-	-	-	-	-	-	-	-	-	-	-	-	-	-	-	-	-	-	-	-	-	-	-	-	-	-	Below Grade	-	-	-	-	-	-	-	-	-	-	-	-	-	-	-	-	-	-	-	-	-	-	-	-	-	-	-	-	-	-	All grades.	2,120	7,780	6,660	39,660	130,130	410,630	269,453	37,690	1,790	100	120	140	160	70	1,160	100.0															All grades.	0.2	0.9	0.7	4.4	14.4	45.3	29.7	4.2	0.2	*	*	*	*	*	*	100.0																																																																																																																																																																																																																																																																																																																																																																																																																																																																																																																																																																																																																																																																																																																			
7-L.N.	-	-	-	-	-	-	-	-	-	-	-	-	-	-	-	-	-	-	-	-	-	-	-	-	-	-	-	-	-	-	Total.	-	-	-	-	-	-	-	-	-	-	-	-	-	-	-	-	-	-	-	-	-	-	-	-	-	-	-	-	-	-	Gray:																															3-G.N.	-	-	-	-	-	-	-	-	-	-	-	-	-	-	-	-	-	-	-	-	-	-	-	-	-	-	-	-	-	-	4-S.N.	-	-	-	-	-	-	-	-	-	-	-	-	-	-	-	-	-	-	-	-	-	-	-	-	-	-	-	-	-	-	5-N.	-	-	-	-	-	-	-	-	-	-	-	-	-	-	-	-	-	-	-	-	-	-	-	-	-	-	-	-	-	-	6-S.L.N.	-	-	-	-	-	-	-	-	-	-	-	-	-	-	-	-	-	-	-	-	-	-	-	-	-	-	-	-	-	-	7-L.N.	-	-	-	-	-	-	-	-	-	-	-	-	-	-	-	-	-	-	-	-	-	-	-	-	-	-	-	-	-	-	Total.	-	-	-	-	-	-	-	-	-	-	-	-	-	-	-	-	-	-	-	-	-	-	-	-	-	-	-	-	-	-	Below Grade	-	-	-	-	-	-	-	-	-	-	-	-	-	-	-	-	-	-	-	-	-	-	-	-	-	-	-	-	-	-	All grades.	2,120	7,780	6,660	39,660	130,130	410,630	269,453	37,690	1,790	100	120	140	160	70	1,160	100.0															All grades.	0.2	0.9	0.7	4.4	14.4	45.3	29.7	4.2	0.2	*	*	*	*	*	*	100.0																																																																																																																																																																																																																																																																																																																																																																																																																																																																																																																																																																																																																																																																																																																																																		
Total.	-	-	-	-	-	-	-	-	-	-	-	-	-	-	-	-	-	-	-	-	-	-	-	-	-	-	-	-	-	-	Gray:																															3-G.N.	-	-	-	-	-	-	-	-	-	-	-	-	-	-	-	-	-	-	-	-	-	-	-	-	-	-	-	-	-	-	4-S.N.	-	-	-	-	-	-	-	-	-	-	-	-	-	-	-	-	-	-	-	-	-	-	-	-	-	-	-	-	-	-	5-N.	-	-	-	-	-	-	-	-	-	-	-	-	-	-	-	-	-	-	-	-	-	-	-	-	-	-	-	-	-	-	6-S.L.N.	-	-	-	-	-	-	-	-	-	-	-	-	-	-	-	-	-	-	-	-	-	-	-	-	-	-	-	-	-	-	7-L.N.	-	-	-	-	-	-	-	-	-	-	-	-	-	-	-	-	-	-	-	-	-	-	-	-	-	-	-	-	-	-	Total.	-	-	-	-	-	-	-	-	-	-	-	-	-	-	-	-	-	-	-	-	-	-	-	-	-	-	-	-	-	-	Below Grade	-	-	-	-	-	-	-	-	-	-	-	-	-	-	-	-	-	-	-	-	-	-	-	-	-	-	-	-	-	-	All grades.	2,120	7,780	6,660	39,660	130,130	410,630	269,453	37,690	1,790	100	120	140	160	70	1,160	100.0															All grades.	0.2	0.9	0.7	4.4	14.4	45.3	29.7	4.2	0.2	*	*	*	*	*	*	100.0																																																																																																																																																																																																																																																																																																																																																																																																																																																																																																																																																																																																																																																																																																																																																																																	
Gray:																															3-G.N.	-	-	-	-	-	-	-	-	-	-	-	-	-	-	-	-	-	-	-	-	-	-	-	-	-	-	-	-	-	-	4-S.N.	-	-	-	-	-	-	-	-	-	-	-	-	-	-	-	-	-	-	-	-	-	-	-	-	-	-	-	-	-	-	5-N.	-	-	-	-	-	-	-	-	-	-	-	-	-	-	-	-	-	-	-	-	-	-	-	-	-	-	-	-	-	-	6-S.L.N.	-	-	-	-	-	-	-	-	-	-	-	-	-	-	-	-	-	-	-	-	-	-	-	-	-	-	-	-	-	-	7-L.N.	-	-	-	-	-	-	-	-	-	-	-	-	-	-	-	-	-	-	-	-	-	-	-	-	-	-	-	-	-	-	Total.	-	-	-	-	-	-	-	-	-	-	-	-	-	-	-	-	-	-	-	-	-	-	-	-	-	-	-	-	-	-	Below Grade	-	-	-	-	-	-	-	-	-	-	-	-	-	-	-	-	-	-	-	-	-	-	-	-	-	-	-	-	-	-	All grades.	2,120	7,780	6,660	39,660	130,130	410,630	269,453	37,690	1,790	100	120	140	160	70	1,160	100.0															All grades.	0.2	0.9	0.7	4.4	14.4	45.3	29.7	4.2	0.2	*	*	*	*	*	*	100.0																																																																																																																																																																																																																																																																																																																																																																																																																																																																																																																																																																																																																																																																																																																																																																																																																
3-G.N.	-	-	-	-	-	-	-	-	-	-	-	-	-	-	-	-	-	-	-	-	-	-	-	-	-	-	-	-	-	-	4-S.N.	-	-	-	-	-	-	-	-	-	-	-	-	-	-	-	-	-	-	-	-	-	-	-	-	-	-	-	-	-	-	5-N.	-	-	-	-	-	-	-	-	-	-	-	-	-	-	-	-	-	-	-	-	-	-	-	-	-	-	-	-	-	-	6-S.L.N.	-	-	-	-	-	-	-	-	-	-	-	-	-	-	-	-	-	-	-	-	-	-	-	-	-	-	-	-	-	-	7-L.N.	-	-	-	-	-	-	-	-	-	-	-	-	-	-	-	-	-	-	-	-	-	-	-	-	-	-	-	-	-	-	Total.	-	-	-	-	-	-	-	-	-	-	-	-	-	-	-	-	-	-	-	-	-	-	-	-	-	-	-	-	-	-	Below Grade	-	-	-	-	-	-	-	-	-	-	-	-	-	-	-	-	-	-	-	-	-	-	-	-	-	-	-	-	-	-	All grades.	2,120	7,780	6,660	39,660	130,130	410,630	269,453	37,690	1,790	100	120	140	160	70	1,160	100.0															All grades.	0.2	0.9	0.7	4.4	14.4	45.3	29.7	4.2	0.2	*	*	*	*	*	*	100.0																																																																																																																																																																																																																																																																																																																																																																																																																																																																																																																																																																																																																																																																																																																																																																																																																																															
4-S.N.	-	-	-	-	-	-	-	-	-	-	-	-	-	-	-	-	-	-	-	-	-	-	-	-	-	-	-	-	-	-	5-N.	-	-	-	-	-	-	-	-	-	-	-	-	-	-	-	-	-	-	-	-	-	-	-	-	-	-	-	-	-	-	6-S.L.N.	-	-	-	-	-	-	-	-	-	-	-	-	-	-	-	-	-	-	-	-	-	-	-	-	-	-	-	-	-	-	7-L.N.	-	-	-	-	-	-	-	-	-	-	-	-	-	-	-	-	-	-	-	-	-	-	-	-	-	-	-	-	-	-	Total.	-	-	-	-	-	-	-	-	-	-	-	-	-	-	-	-	-	-	-	-	-	-	-	-	-	-	-	-	-	-	Below Grade	-	-	-	-	-	-	-	-	-	-	-	-	-	-	-	-	-	-	-	-	-	-	-	-	-	-	-	-	-	-	All grades.	2,120	7,780	6,660	39,660	130,130	410,630	269,453	37,690	1,790	100	120	140	160	70	1,160	100.0															All grades.	0.2	0.9	0.7	4.4	14.4	45.3	29.7	4.2	0.2	*	*	*	*	*	*	100.0																																																																																																																																																																																																																																																																																																																																																																																																																																																																																																																																																																																																																																																																																																																																																																																																																																																																														
5-N.	-	-	-	-	-	-	-	-	-	-	-	-	-	-	-	-	-	-	-	-	-	-	-	-	-	-	-	-	-	-	6-S.L.N.	-	-	-	-	-	-	-	-	-	-	-	-	-	-	-	-	-	-	-	-	-	-	-	-	-	-	-	-	-	-	7-L.N.	-	-	-	-	-	-	-	-	-	-	-	-	-	-	-	-	-	-	-	-	-	-	-	-	-	-	-	-	-	-	Total.	-	-	-	-	-	-	-	-	-	-	-	-	-	-	-	-	-	-	-	-	-	-	-	-	-	-	-	-	-	-	Below Grade	-	-	-	-	-	-	-	-	-	-	-	-	-	-	-	-	-	-	-	-	-	-	-	-	-	-	-	-	-	-	All grades.	2,120	7,780	6,660	39,660	130,130	410,630	269,453	37,690	1,790	100	120	140	160	70	1,160	100.0															All grades.	0.2	0.9	0.7	4.4	14.4	45.3	29.7	4.2	0.2	*	*	*	*	*	*	100.0																																																																																																																																																																																																																																																																																																																																																																																																																																																																																																																																																																																																																																																																																																																																																																																																																																																																																																													
6-S.L.N.	-	-	-	-	-	-	-	-	-	-	-	-	-	-	-	-	-	-	-	-	-	-	-	-	-	-	-	-	-	-	7-L.N.	-	-	-	-	-	-	-	-	-	-	-	-	-	-	-	-	-	-	-	-	-	-	-	-	-	-	-	-	-	-	Total.	-	-	-	-	-	-	-	-	-	-	-	-	-	-	-	-	-	-	-	-	-	-	-	-	-	-	-	-	-	-	Below Grade	-	-	-	-	-	-	-	-	-	-	-	-	-	-	-	-	-	-	-	-	-	-	-	-	-	-	-	-	-	-	All grades.	2,120	7,780	6,660	39,660	130,130	410,630	269,453	37,690	1,790	100	120	140	160	70	1,160	100.0															All grades.	0.2	0.9	0.7	4.4	14.4	45.3	29.7	4.2	0.2	*	*	*	*	*	*	100.0																																																																																																																																																																																																																																																																																																																																																																																																																																																																																																																																																																																																																																																																																																																																																																																																																																																																																																																																												
7-L.N.	-	-	-	-	-	-	-	-	-	-	-	-	-	-	-	-	-	-	-	-	-	-	-	-	-	-	-	-	-	-	Total.	-	-	-	-	-	-	-	-	-	-	-	-	-	-	-	-	-	-	-	-	-	-	-	-	-	-	-	-	-	-	Below Grade	-	-	-	-	-	-	-	-	-	-	-	-	-	-	-	-	-	-	-	-	-	-	-	-	-	-	-	-	-	-	All grades.	2,120	7,780	6,660	39,660	130,130	410,630	269,453	37,690	1,790	100	120	140	160	70	1,160	100.0															All grades.	0.2	0.9	0.7	4.4	14.4	45.3	29.7	4.2	0.2	*	*	*	*	*	*	100.0																																																																																																																																																																																																																																																																																																																																																																																																																																																																																																																																																																																																																																																																																																																																																																																																																																																																																																																																																																											
Total.	-	-	-	-	-	-	-	-	-	-	-	-	-	-	-	-	-	-	-	-	-	-	-	-	-	-	-	-	-	-	Below Grade	-	-	-	-	-	-	-	-	-	-	-	-	-	-	-	-	-	-	-	-	-	-	-	-	-	-	-	-	-	-	All grades.	2,120	7,780	6,660	39,660	130,130	410,630	269,453	37,690	1,790	100	120	140	160	70	1,160	100.0															All grades.	0.2	0.9	0.7	4.4	14.4	45.3	29.7	4.2	0.2	*	*	*	*	*	*	100.0																																																																																																																																																																																																																																																																																																																																																																																																																																																																																																																																																																																																																																																																																																																																																																																																																																																																																																																																																																																																										
Below Grade	-	-	-	-	-	-	-	-	-	-	-	-	-	-	-	-	-	-	-	-	-	-	-	-	-	-	-	-	-	-	All grades.	2,120	7,780	6,660	39,660	130,130	410,630	269,453	37,690	1,790	100	120	140	160	70	1,160	100.0															All grades.	0.2	0.9	0.7	4.4	14.4	45.3	29.7	4.2	0.2	*	*	*	*	*	*	100.0																																																																																																																																																																																																																																																																																																																																																																																																																																																																																																																																																																																																																																																																																																																																																																																																																																																																																																																																																																																																																																									
All grades.	2,120	7,780	6,660	39,660	130,130	410,630	269,453	37,690	1,790	100	120	140	160	70	1,160	100.0															All grades.	0.2	0.9	0.7	4.4	14.4	45.3	29.7	4.2	0.2	*	*	*	*	*	*	100.0																																																																																																																																																																																																																																																																																																																																																																																																																																																																																																																																																																																																																																																																																																																																																																																																																																																																																																																																																																																																																																																																								
All grades.	0.2	0.9	0.7	4.4	14.4	45.3	29.7	4.2	0.2	*	*	*	*	*	*	100.0																																																																																																																																																																																																																																																																																																																																																																																																																																																																																																																																																																																																																																																																																																																																																																																																																																																																																																																																																																																																																																																																																																							

1/ As reported by the Bureau of the Census, running bales, linters excluded.
 * Less than 0.05 percent.
 Percentage rough preparation. . . . 5.0
 Grade index 96.7
 Average staple length 32.1

Table 12.---Grade and staple length of upland cotton ginned in Arizona, 1947-48

Grade	13/16 inch:		7/8 inch:		29/32 inch:		15/16 inch:		1 inch:		1-1/32 inch:		1-1/16 inch:		1-1/8 inch:		1-1/4 inch:		1-1/2 inch:		1-3/4 inch:		All lengths		
	Bales	Percent	Bales	Percent	Bales	Percent	Bales	Percent	Bales	Percent	Bales	Percent	Bales	Percent	Bales	Percent	Bales	Percent	Bales	Percent	Bales	Percent	Bales	Percent	
Extra White:																									
3-0.N.	-	-	-	-	-	-	-	-	75	75	212	166	39	6	-	-	-	-	-	-	-	-	1,247	0.5	
4-0.N.	-	-	-	-	-	-	-	2,070	22,904	7,393	1,314	312	6	-	-	-	-	-	-	-	-	-	34,375	11.6	
5-N.	-	-	-	-	-	-	75	2,242	39,151	12,776	1,362	198	6	-	-	-	-	-	-	-	-	-	55,818	23.8	
6-8.1.N.	8	1.6	7	3.1	665	4.6	4,642	13,746	2,096	91	2	-	-	-	-	-	-	-	-	-	-	-	21,644	9.2	
7-L.N.	61	6.5	25	1.6	1,940	3.7	3,732	1,605	38	-	-	-	-	-	-	-	-	-	-	-	-	-	9,602	4.1	
8-8.0.O.	197	6.5	3	0.2	433	3.5	50	13	-	-	-	-	-	-	-	-	-	-	-	-	-	-	2,322	1.0	
9-0.O.	285	2.8	208	2.0	30	0.3	19	-	-	-	-	-	-	-	-	-	-	-	-	-	-	-	743	.3	
Total	491	1,587	35	2,722	3,539	13,180	78,174	22,515	2,934	560	14	-	-	-	-	-	-	-	-	-	-	-	185,751	53.5	
White:																									
1-4.F.	-	-	-	-	-	-	-	-	-	-	-	-	-	-	-	-	-	-	-	-	-	-	-	-	
2-8.0.N.	-	-	-	-	-	-	-	-	-	-	-	-	-	-	-	-	-	-	-	-	-	-	-	-	
3-0.N.	-	-	-	-	-	-	-	-	-	-	-	-	-	-	-	-	-	-	-	-	-	-	-	-	
4-0.N.	-	-	-	-	-	-	-	-	-	-	-	-	-	-	-	-	-	-	-	-	-	-	-	-	
5-N.	-	-	-	-	-	-	-	-	-	-	-	-	-	-	-	-	-	-	-	-	-	-	-	-	
6-8.1.N.	75	1.5	102	1.7	1,947	11.1	6,387	5,490	4,956	734	10	-	-	-	-	-	-	-	-	-	-	-	-	-	
7-L.N.	599	3.0	3,046	10.1	1,166	1.6	25	-	-	-	-	-	-	-	-	-	-	-	-	-	-	-	-	-	
Total	672	5,135	48	11,213	9,887	19,660	40,610	4,487	164	11	1	-	-	-	-	-	-	-	-	-	-	-	-	46	
Spotted:																									
3-0.N.	-	-	-	-	-	-	-	-	330	4,837	890	45	-	-	-	-	-	-	-	-	-	-	-	6,111	2.6
4-8.N.	-	-	-	-	-	-	-	177	3,224	23,767	3,118	108	11	-	-	-	-	-	-	-	-	-	-	30,125	12.9
5-N.	-	-	-	-	-	-	-	2,843	10,846	11,217	11	-	-	-	-	-	-	-	-	-	-	-	-	26,919	11.4
6-8.1.N.	75	1.5	102	1.7	1,947	11.1	6,387	5,490	4,956	734	10	-	-	-	-	-	-	-	-	-	-	-	-	19,708	8.4
7-L.N.	599	3.0	3,046	10.1	1,166	1.6	25	-	-	-	-	-	-	-	-	-	-	-	-	-	-	-	-	8,729	3.8
Total	672	5,135	48	11,213	9,887	19,660	40,610	4,487	164	11	1	-	-	-	-	-	-	-	-	-	-	-	-	91,892	39.1
Tinged:																									
3-0.N.	-	-	-	-	-	-	-	-	6	2	-	-	-	-	-	-	-	-	-	-	-	-	-	8	.0
4-8.N.	-	-	-	-	-	-	-	14	125	109	5	-	-	-	-	-	-	-	-	-	-	-	-	272	.1
5-N.	15	1.6	169	1.7	1,659	2.1	780	30	-	-	-	-	-	-	-	-	-	-	-	-	-	-	-	1,513	.6
6-8.1.N.	213	1.7	1,761	1.7	1,509	64.6	172	6	-	-	-	-	-	-	-	-	-	-	-	-	-	-	-	4,308	1.8
7-L.N.	2,005	2.3	2,361	2.3	932	12.3	16	-	-	-	-	-	-	-	-	-	-	-	-	-	-	-	-	5,337	2.3
Total	2,233	4,291	1	2,818	1,304	1,039	147	5	-	-	-	-	-	-	-	-	-	-	-	-	-	-	-	11,838	5.0
Yellow Stained:																									
3-0.N.	-	-	-	-	-	-	-	-	-	-	-	-	-	-	-	-	-	-	-	-	-	-	-	-	-
4-8.N.	-	-	-	-	-	-	-	-	-	-	-	-	-	-	-	-	-	-	-	-	-	-	-	-	-
5-N.	71	1.2	-	-	-	-	-	-	-	-	-	-	-	-	-	-	-	-	-	-	-	-	-	116	.0
Total	71	1.2	-	-	-	-	-	-	-	-	-	-	-	-	-	-	-	-	-	-	-	-	-	116	.0
Gray:																									
3-0.N.	-	-	-	-	-	-	-	-	-	-	-	-	-	-	-	-	-	-	-	-	-	-	-	-	-
4-8.N.	-	-	-	-	-	-	-	-	-	-	-	-	-	-	-	-	-	-	-	-	-	-	-	-	-
5-N.	-	-	-	-	-	-	-	-	-	-	-	-	-	-	-	-	-	-	-	-	-	-	-	-	-
6-8.1.N.	2	0.2	39	0.4	132	3.9	39	5	-	-	-	-	-	-	-	-	-	-	-	-	-	-	-	723	.3
Total	2	0.2	39	0.4	132	3.9	39	5	-	-	-	-	-	-	-	-	-	-	-	-	-	-	-	2,387	1.0
Below Grade	1,760	4.8	-	-	50	0.4	6	-	-	-	-	-	-	-	-	-	-	-	-	-	-	-	-	2,248	1.0
All grades	5,229	11.5	93	17,216	15,068	35,064	120,222	27,140	3,105	571	15	-	-	-	-	-	-	-	-	-	-	-	-	295,278	100.0
All grades	2.2	4.9	7.3	64.1	15.0	51.2	11.5	1.3	0.2	-	-	-	-	-	-	-	-	-	-	-	-	-	-	100.0	

1/ As reported by the Bureau of the Census, running bales, lintners excluded.

* Less than 0.05 percent.

Percentage rough preparation 0.9

Grade index 93.9

Average staple length 32.2

Table 13.—Grade and staple length of upland cotton ginned in Arkansas, 1947-48

Grade	13/16 inch:		7/8	29/32	15/16	31/32	1	1-1/32	1-1/16	1-1/8	1-1/4	1-3/8	1-1/2	1-5/8	1-3/4	1-1/4 inches and longer		
	Bales	Percent	Bales	Bales	Bales	Bales	Bales	Bales	Bales	Bales	Bales	Bales	Bales	Bales	Bales	Bales	Percent	
White:																		
1-M.F.	-	-	-	-	-	-	80	150	-	-	-	-	-	-	-	-	-	-
2-S.O.M.	1,900	-	1,320	1,600	3,320	7,280	14,510	14,670	50	20	110	40	10	10	-	300	50,260	4.0
3-O.M.	-	-	11,500	9,740	21,680	36,130	99,840	95,090	38,340	3,940	430	130	80	20	40	219,270	25.8	-
4-S.M.	11,070	-	9,840	7,360	21,480	39,240	99,720	142,140	109,210	16,080	1,120	100	180	20	40	455,060	36.7	-
5-M.	8,590	-	1,910	1,240	4,110	9,230	26,760	50,160	53,220	7,680	450	40	210	10	-	156,660	12.7	-
6-S.L.M.	1,690	-	1,370	930	3,820	8,610	29,090	25,647	9,140	10	10	20	20	-	-	80,077	6.4	-
7-L.M.	930	-	710	550	3,780	6,580	34,330	29,060	2,520	30	10	-	-	-	-	77,720	6.3	-
8-S.G.O.	110	-	50	30	1,080	6,620	12,860	7,950	300	-	-	-	-	-	-	22,640	1.8	-
9-G.O.	10	-	-	-	-	-	-	-	-	-	-	-	-	-	-	-	-	-
Total	24,240	-	26,540	21,250	59,220	108,030	308,230	344,867	217,970	28,720	2,160	320	500	50	80	1,162,177	93.7	-
Spotted:																		
3-O.M.	70	-	50	50	50	100	350	200	50	-	10	-	20	-	-	950	1.6	-
4-S.M.	690	-	480	290	680	1,190	2,110	1,390	300	60	10	-	10	-	-	7,140	4.6	-
5-M.	300	-	310	220	580	1,350	2,000	2,000	340	20	-	-	-	-	-	8,500	1.7	-
6-S.L.M.	50	-	290	180	530	1,360	5,550	3,780	510	-	-	10	-	-	-	12,280	1.0	-
7-L.M.	-	-	70	70	770	1,190	11,050	9,740	800	-	-	-	-	-	-	23,690	1.8	-
Total	1,050	-	1,200	810	2,610	5,190	22,440	17,100	2,000	100	20	10	30	-	-	52,560	4.2	-
Tinged:																		
3-O.M.	-	-	-	-	-	90	150	220	30	-	-	-	-	-	-	-	510	-
4-S.M.	-	-	-	-	20	40	190	120	50	-	-	-	-	-	-	400	-	-
5-M.	-	-	300	480	150	10	230	100	40	-	-	-	-	-	-	1,430	-	-
6-S.L.M.	-	-	10	50	50	-	490	800	140	-	-	-	-	-	-	1,570	-	-
Total	40	-	390	480	220	140	1,060	1,320	260	-	-	-	-	-	-	3,910	-	-
Gray:																		
3-O.M.	-	-	-	-	-	20	10	20	-	-	-	-	-	-	-	50	-	-
4-S.M.	-	-	20	10	60	380	840	670	320	10	20	-	-	-	-	2,330	-	-
5-M.	40	-	120	100	510	2,250	7,640	5,340	1,230	60	40	20	-	-	-	17,350	-	-
6-S.L.M.	-	-	-	10	-	160	160	120	160	-	-	-	-	-	-	470	-	-
Total	40	-	140	120	570	2,810	8,690	6,150	1,570	70	60	20	-	-	-	20,200	-	-
Below Grade																		
	-	-	40	-	300	30	2,030	660	20	-	-	-	-	-	-	3,080	-	-
All grades	25,370	-	28,310	22,660	62,920	116,200	342,110	390,097	221,820	28,890	2,240	350	530	50	80	1,241,927	100.0	-
All grades	2.1	-	2.5	1.8	5.1	9.4	27.6	31.3	17.9	2.3	0.2	-	-	-	-	100.0	-	-

Percentage rough preparation . . . 1.1
 Grade index 96.3
 Average staple length 32.3

1/ As reported by the Bureau of the Census, running bales, linters excluded.
 * Less than 0.05 percent.

Table 14.--Grade and staple length of upland cotton ginned in California, 1947-48

Grade	11/16 inches		7/8		29/32		15/16		31/32		1		1-1/32		1-1/16		1-1/8		1-1/4		All lengths	
	Bales	Percent	Bales	Percent	Bales	Percent	Bales	Percent	Bales	Percent	Bales	Percent	Bales	Percent	Bales	Percent	Bales	Percent	Bales	Percent	Bales	Percent
Extra Whites:																						
3-G.M.	-		-		-		-		73	5	-		10,826	61,096	19,192	202	-	-	-	-	92,259	12.0
4-S.M.	-		-		-		749	5	719	7	-		57,049	213,085	76,995	1,207	-	-	-	-	350,995	45.9
5-M.	-		-		-		1,394	31	1,394	11	-		40,032	150,582	20,635	468	-	-	-	-	138,115	18.1
6-S.L.M.	-		-		-		25	118	981	7	-		7,527	10,142	1,822	26	-	-	-	-	20,666	2.7
7-L.M.	-		5	61	-		-		-		-		203	176	99	4	-	-	-	-	2,428	3.1
8-S.O.	-		15	114	-		-		114	15	-		66	42	-	-	-	-	-	-	810	1.1
9-O.O.	-		19	57	-		-		13	34	-		4	1	-	-	-	-	-	-	183	2.4
Total.....			44	237	-		558	519	3,896	116,273	361,380	120,656	1,907	4	1	1	-	-	-	-	605,156	79.1
White:																						
1-S.F.	-		-		-		-		-		-		-		-		-		-	-	-	
2-G.O.M.	-		-		-		-		-		-		-		-		-		-	-	-	
3-G.M.	-		-		-		-		-		-		-		-		-		-	-	-	
4-S.M.	-		-		-		2	1	205	6,668	8,189	293	20	-	-	-	-	-	-	-	-	112
5-M.	-		-		-		17	27	1,295	22,403	25,333	1,803	82	-	-	-	-	-	-	-	-	13
6-S.L.M.	-		-		-		32	48	598	2,152	1,915	163	10	-	-	-	-	-	-	-	-	15,681
7-L.M.	-		3	29	-		126	17	279	152	66	16	293	-	-	-	-	-	-	-	-	50,843
8-S.O.	-		4	50	-		124	16	93	16	13	1	16	-	-	-	-	-	-	-	-	5,211
9-O.O.	-		7	13	-		28	7	7	7	2	-	7	-	-	-	-	-	-	-	-	685
Total.....			11	95	-		326	116	2,177	31,729	35,960	2,895	20	-	-	-	-	-	-	-	-	73,089
Spotted:																						
3-G.M.	-		2		-		15		44	551	3,701	3,180	207	-	-	-	-	-	-	-	-	7,701
4-S.M.	-		5		-		261		171	3,699	11,954	4,605	256	-	-	-	-	-	-	-	-	20,326
5-M.	-		88		-		1,020		1,044	3,056	5,693	1,671	113	-	-	-	-	-	-	-	-	13,390
6-S.L.M.	-		1,650		-		2,434		947	1,286	580	151	7	-	-	-	-	-	-	-	-	7,690
7-L.M.	-		798		-		1,758		349	367	57	8	-	-	-	-	-	-	-	-	-	5,410
Total.....			1,351		-		5,168		2,855	9,319	20,885	9,615	583	-	-	-	-	-	-	-	-	54,517
Tinged:																						
3-G.M.	-		1		-		1		2	17	13	7	2	-	-	-	-	-	-	-	-	41
4-S.M.	-		21		-		94		22	90	22	18	-	-	-	-	-	-	-	-	-	287
5-M.	-		176		-		495		60	82	18	1	-	-	-	-	-	-	-	-	-	1,275
6-S.L.M.	-		396		-		345		50	44	3	-	-	-	-	-	-	-	-	-	-	1,595
7-L.M.	-		308		-		132		10	11	2	-	-	-	-	-	-	-	-	-	-	819
Total.....			901		-		1,007		114	204	58	26	2	-	-	-	-	-	-	-	-	3,997
Yellow Stained:																						
3-G.M.	-		1		-		-		-		-	-	-	-	-	-	-	-	-	-	-	-
4-S.M.	-		27		-		30		5	-	-	-	-	-	-	-	-	-	-	-	-	12
5-M.	-		28		-		36		1	6	-	-	-	-	-	-	-	-	-	-	-	91
Total.....			56		-		66		6	-	-	-	-	-	-	-	-	-	-	-	-	103
Grey:																						
3-G.M.	-		-		-		9		24	365	5,730	4,123	123	-	-	-	-	-	-	-	-	10,374
4-S.M.	-		-		-		116		201	1,390	7,515	4,718	279	-	-	-	-	-	-	-	-	14,220
5-M.	-		-		-		116		188	679	1,345	739	43	-	-	-	-	-	-	-	-	3,186
6-S.L.M.	-		-		-		39		27	18	56	23	6	-	-	-	-	-	-	-	-	227
Total.....			6		-		313		140	2,172	14,446	9,603	451	-	-	-	-	-	-	-	-	28,007
Below Grade ...																						
292																						
All grades ...																						
Percent	2,633	6,824	6	7,807	4,093	18,388	185,993	416,585	123,967	1,928	4	1	1	-	-	-	-	-	-	-	-	1,765,850
Percent	0.3	1.0	*	1.0	0.5	2.4	24.0	54.3	16.2	0.3	*	*	*	-	-	-	-	-	-	-	-	100.0

1/ As reported by the Bureau of the Census, running bales, linters excluded.
 * Less than 0.05 percent.
 Percentage rough preparation . . . 0.7
 Grade index 101.2
 Average staple length 33.7

Table 16.-- Grade and staple length of upland cotton ginned in Florida, 1947-48

Grade	13/16 inches		15/16		1 inch		1-1/32		1-1/16		1-1/8		1-5/32		1-3/16		1-7/32		1-1/2 inches and longer		
	Percent	Bales	Percent	Bales	Percent	Bales	Percent	Bales	Percent	Bales	Percent	Bales	Percent	Bales	Percent	Bales	Percent	Bales	Percent	Bales	
White:																					
1-M.P.	-	-	-	-	-	-	-	-	-	-	-	-	-	-	-	-	-	-	-	-	
2-S.G.M.	-	-	-	-	-	-	-	-	-	-	-	-	-	-	-	-	-	-	-	-	
3-G.M.	-	-	-	-	-	-	-	-	-	-	-	-	-	-	-	-	-	-	-	-	
4-S.F.	-	-	-	-	-	-	-	-	-	-	-	-	-	-	-	-	-	-	-	-	
5-B.	30	20	30	190	10	10	1,710	20	230	20	230	20	230	20	230	20	230	20	230	30	
6-S.L.M.	30	10	60	230	60	60	1,100	330	330	50	50	50	50	50	50	50	50	50	50	2,770	
7-L.M.	-	-	-	-	-	-	-	-	-	-	-	-	-	-	-	-	-	-	-	-	
8-S.G.O.	10	-	-	-	-	-	-	197	50	-	-	-	-	-	-	-	-	-	-	2,100	
9-G.O.	-	-	-	-	-	-	-	-	-	-	-	-	-	-	-	-	-	-	-	157	
Total	10	60	30	560	1,260	3,007	690	5,657	94.0	-	-	-	-	-	-	-	-	-	-	-	
Spotted:																					
3-G.M.	-	-	-	-	-	-	-	-	-	-	-	-	-	-	-	-	-	-	-	-	
4-S.M.	-	-	-	-	-	-	-	-	-	-	-	-	-	-	-	-	-	-	-	-	
4-M.	-	-	-	-	-	-	-	-	-	-	-	-	-	-	-	-	-	-	-	-	
6-C.L.M.	-	-	-	-	-	-	-	-	-	-	-	-	-	-	-	-	-	-	-	-	
7-L.M.	-	-	-	-	-	-	-	-	-	-	-	-	-	-	-	-	-	-	-	-	
Total	-	-	-	110	110	70	-	360	6.0	-	-	-	-	-	-	-	-	-	-	-	
All grades	10	60	30	670	1,400	3,077	690	6,017	100.0	-	-	-	-	-	-	-	-	-	-	-	
All grades	0.2	1.0	0.5	11.1	23.3	51.1	10.5	100.0	-	-	-	-	-	-	-	-	-	-	-	-	

Percentage rough preparation 25.8
 Grade index 96.1
 Average staple length 32.5

As reported by the Bureau of the Census, running bales, linters excluded.

Table 16.--Grade and staple length of upland cotton ginned in Georgia, 1947-48

Grade	13/16 inch and shorter		7/8		29/32		15/16		31/32		1		1-1/32		1-1/16		1-3/32		1-1/8		1-5/32		1-3/16		1-7/32		1-1/4		All lengths								
	Bales	Percent	Bales	Percent	Bales	Percent	Bales	Percent	Bales	Percent	Bales	Percent	Bales	Percent	Bales	Percent	Bales	Percent	Bales	Percent	Bales	Percent	Bales	Percent	Bales	Percent	Bales	Percent	Bales	Percent							
White:																																					
1-S.F.	-	-	-	-	-	-	-	-	-	-	-	-	-	-	-	-	-	-	-	-	-	-	-	-	-	-	-	-	-	-	-	-	-	-			
2-S.G.M.	-	-	10	-	10	-	20	-	20	-	40	-	40	-	10	-	10	-	60	-	60	-	10	-	10	-	10	-	110	-	110	-	-	-			
3-G.M.	-	-	40	-	60	-	260	-	3,240	-	16,130	-	98,000	-	1,980	-	13,170	-	1,940	-	220	-	40	-	60	-	30	-	10	-	50	-	65,050	-	0.7		
4-S.M.	-	-	90	-	260	-	970	-	3,240	-	16,130	-	98,000	-	1,980	-	13,170	-	1,940	-	220	-	40	-	60	-	30	-	40	-	249,569	-	39.5				
5-M.	-	-	80	-	470	-	960	-	17,100	-	98,719	-	108,719	-	8,260	-	25,940	-	2,840	-	420	-	80	-	20	-	10	-	30	-	191,570	-	29.8				
6-S.L.M.	-	-	60	-	290	-	1,090	-	6,310	-	31,730	-	94,340	-	8,260	-	14,410	-	140	-	70	-	10	-	10	-	10	-	10	-	60,470	-	7.8				
7-L.M.	-	-	10	-	180	-	570	-	4,690	-	14,410	-	22,950	-	3,320	-	50	-	60	-	70	-	10	-	10	-	10	-	7,690	-	1.2						
8-S.G.O.	-	-	-	-	50	-	300	-	1,410	-	2,180	-	3,320	-	-	-	-	-	-	-	-	-	-	-	-	-	-	-	-	-	-	-	-	-			
9-G.O.	-	-	10	-	30	-	290	-	360	-	130	-	-	-	-	-	-	-	-	-	-	-	-	-	-	-	-	-	-	-	-	-	-	-			
Total.	280	1,330	5,210	18,060	69,300	231,350	187,649	49,230	5,840	870	120	100	40	130	567,509	87.6																					
Spotted:																																					
3-G.M.	-	-	10	-	20	-	50	-	540	-	810	-	70	-	10	-	10	-	10	-	10	-	10	-	10	-	10	-	10	-	10	-	1,460	-	4.2		
4-S.M.	-	-	20	-	110	-	160	-	3,320	-	11,290	-	9,690	-	2,730	-	540	-	50	-	60	-	10	-	10	-	10	-	10	-	28,860	-	4.5				
5-M.	-	-	60	-	60	-	8,890	-	16,930	-	1,220	-	250	-	20	-	20	-	20	-	20	-	20	-	20	-	20	-	35,720	-	5.6						
6-S.L.M.	-	-	10	-	30	-	290	-	1,280	-	3,560	-	1,030	-	140	-	70	-	70	-	70	-	70	-	70	-	70	-	11,970	-	1.8						
7-L.M.	-	-	10	-	20	-	360	-	180	-	210	-	60	-	60	-	60	-	60	-	60	-	60	-	60	-	60	-	830	-	1.1						
Total.	90	210	670	4,820	15,600	34,220	17,910	4,600	730	80	10	-	80	-	10	-	10	-	10	-	10	-	10	-	10	-	10	-	78,840	-	12.2						
Tinged:																																					
3-G.M.	-	-	-	-	-	-	-	-	-	-	-	-	-	-	-	-	-	-	-	-	-	-	-	-	-	-	-	-	-	-	-	-	-	-	-		
4-S.M.	-	-	-	-	20	-	20	-	20	-	20	-	20	-	20	-	20	-	20	-	20	-	20	-	20	-	20	-	20	-	20	-	20	-	20	-	20
5-M.	-	-	-	-	40	-	60	-	60	-	60	-	60	-	60	-	60	-	60	-	60	-	60	-	60	-	60	-	60	-	60	-	60	-	60	-	60
6-S.L.M.	-	-	-	-	20	-	30	-	30	-	30	-	30	-	30	-	30	-	30	-	30	-	30	-	30	-	30	-	30	-	30	-	30	-	30	-	30
7-L.M.	-	-	-	-	10	-	10	-	10	-	10	-	10	-	10	-	10	-	10	-	10	-	10	-	10	-	10	-	10	-	10	-	10	-	10	-	10
Total.	-	-	80	-	110	-	80	-	40	-	40	-	40	-	40	-	40	-	40	-	40	-	40	-	40	-	40	-	40	-	40	-	40	-	40	-	40
Gray:																																					
3-G.M.	-	-	-	-	-	-	-	-	-	-	-	-	-	-	-	-	-	-	-	-	-	-	-	-	-	-	-	-	-	-	-	-	-	-	-	-	
4-S.M.	-	-	-	-	-	-	-	-	-	-	-	-	-	-	-	-	-	-	-	-	-	-	-	-	-	-	-	-	-	-	-	-	-	-	-	-	
5-M.	-	-	-	-	-	-	-	-	-	-	-	-	-	-	-	-	-	-	-	-	-	-	-	-	-	-	-	-	-	-	-	-	-	-	-	-	
6-S.L.M.	-	-	-	-	-	-	-	-	-	-	-	-	-	-	-	-	-	-	-	-	-	-	-	-	-	-	-	-	-	-	-	-	-	-	-	-	
7-L.M.	-	-	-	-	-	-	-	-	-	-	-	-	-	-	-	-	-	-	-	-	-	-	-	-	-	-	-	-	-	-	-	-	-	-	-	-	
Total.	-	-	-	-	-	-	-	-	-	-	-	-	-	-	-	-	-	-	-	-	-	-	-	-	-	-	-	-	-	-	-	-	-	-	-	-	
Below Grade.	-	-	110	-	220	-	10	-	-	-	-	-	-	-	-	-	-	-	-	-	-	-	-	-	-	-	-	-	340	-	1.1						
All grades.	370	1,680	5,880	23,200	64,930	265,740	205,639	53,860	6,670	960	130	100	40	130	347,229	100.0																					
All grades.	0.1	0.3	0.6	5.6	13.1	41.1	31.6	6.3	1.0	0.1	*	*	*	*	100.0																						

^{1/2} As reported by the Bureau of the Census, running bales, linters excluded.
 * Less than 0.06 percent.
 Percentage rough preparation 4.7
 Grade index 96.3
 Average staple length 35.3

Table 17.--Grade and staple length of upland cotton ginned in Illinois, 1947-48

Grade	15/16 inch and shorter		7/8 inch		29/32 inch		15/16 inch		31/32 inch		1 inch		1-1/8 inches		1-1/16 inches		1-5/32 inches		1-7/16 inches		1-7/32 inches		1-1/4 inches and longer		All lengths			
	Sales	Percent	Sales	Percent	Sales	Percent	Sales	Percent	Sales	Percent	Sales	Percent	Sales	Percent	Sales	Percent	Sales	Percent	Sales	Percent	Sales	Percent	Sales	Percent	Sales	Percent		
White:																												
1-M.F.	-	-	-	-	-	-	-	-	-	-	-	-	-	-	-	-	-	-	-	-	-	-	-	-	-	-	-	
2-S.G.M.	-	-	-	-	-	-	-	-	-	-	-	-	-	-	-	-	-	-	-	-	-	-	-	-	-	-	-	
3-G.M.	-	-	-	-	-	-	-	-	-	-	-	-	-	-	-	-	-	-	-	-	-	-	-	-	-	-	-	
4-S.M.	-	-	-	-	-	-	-	-	-	-	-	-	-	-	-	-	-	-	-	-	-	-	-	-	-	-	-	
5-M.	-	-	-	-	-	-	-	-	-	-	-	-	-	-	-	-	-	-	-	-	-	-	-	-	-	-	-	
6-S.L.M.	-	-	-	-	-	-	-	-	-	-	-	-	-	-	-	-	-	-	-	-	-	-	-	-	-	-	-	
7-L.M.	-	-	-	-	-	-	-	-	-	-	-	-	-	-	-	-	-	-	-	-	-	-	-	-	-	-	-	
8-S.O.O.	-	-	-	-	-	-	-	-	-	-	-	-	-	-	-	-	-	-	-	-	-	-	-	-	-	-	-	
9-O.O.	-	-	-	-	-	-	-	-	-	-	-	-	-	-	-	-	-	-	-	-	-	-	-	-	-	-	-	
Total	-	-	-	-	-	-	-	-	-	-	-	-	-	-	-	-	-	-	-	-	-	-	-	-	-	-	-	
Spotted:																												
3-G.M.	-	-	-	-	-	-	-	-	-	-	-	-	-	-	-	-	-	-	-	-	-	-	-	-	-	-	-	
4-S.M.	-	-	-	-	-	-	-	-	-	-	-	-	-	-	-	-	-	-	-	-	-	-	-	-	-	-	-	
5-M.	-	-	-	-	-	-	-	-	-	-	-	-	-	-	-	-	-	-	-	-	-	-	-	-	-	-	-	
6-S.L.M.	-	-	-	-	-	-	-	-	-	-	-	-	-	-	-	-	-	-	-	-	-	-	-	-	-	-	-	
7-L.M.	-	-	-	-	-	-	-	-	-	-	-	-	-	-	-	-	-	-	-	-	-	-	-	-	-	-	-	
Total	-	-	-	-	-	-	-	-	-	-	-	-	-	-	-	-	-	-	-	-	-	-	-	-	-	-	-	-
Tinged:																												
3-G.M.	-	-	-	-	-	-	-	-	-	-	-	-	-	-	-	-	-	-	-	-	-	-	-	-	-	-	-	
4-S.M.	-	-	-	-	-	-	-	-	-	-	-	-	-	-	-	-	-	-	-	-	-	-	-	-	-	-	-	
5-M.	-	-	-	-	-	-	-	-	-	-	-	-	-	-	-	-	-	-	-	-	-	-	-	-	-	-	-	
6-S.L.M.	-	-	-	-	-	-	-	-	-	-	-	-	-	-	-	-	-	-	-	-	-	-	-	-	-	-	-	
7-L.M.	-	-	-	-	-	-	-	-	-	-	-	-	-	-	-	-	-	-	-	-	-	-	-	-	-	-	-	
Total	-	-	-	-	-	-	-	-	-	-	-	-	-	-	-	-	-	-	-	-	-	-	-	-	-	-	-	-
All grades	-	-	-	-	-	-	-	-	-	-	-	-	-	-	-	-	-	-	-	-	-	-	-	-	-	-	-	-
All grades	-	-	-	-	-	-	-	-	-	-	-	-	-	-	-	-	-	-	-	-	-	-	-	-	-	-	-	-
All grades	-	-	-	-	-	-	-	-	-	-	-	-	-	-	-	-	-	-	-	-	-	-	-	-	-	-	-	-

As reported by the Bureau of the Census, running bales, linters excluded.

Percentage rough preparation 5.1
 Grade index 95.1
 Average staple length 53.5

Table 18.-- Grade and staple length of upland cotton ginned in Kentucky, 1947-48

Grade	15/16 inch		7/8 inch		29/32 inch		15/16 inch		31/32 inch		1 inch		1-1/32 inch		1-1/16 inch		1-3/32 inch		1-1/8 inch		1-5/16 inch		1-7/32 inch		1-1/4 inch		
	Bales	Percent	Bales	Percent	Bales	Percent	Bales	Percent	Bales	Percent	Bales	Percent	Bales	Percent	Bales	Percent	Bales	Percent	Bales	Percent	Bales	Percent	Bales	Percent	Bales	Percent	
White:																											
1-M.F.	-	-	-	-	-	-	-	-	-	-	-	-	-	-	-	-	-	-	-	-	-	-	-	-	-	-	
2-S.O.M.	-	-	-	-	-	-	-	-	-	-	-	-	-	-	-	-	-	-	-	-	-	-	-	-	-	-	
3-O.M.	-	-	-	-	-	-	-	-	-	-	-	-	-	-	-	-	-	-	-	-	-	-	-	-	-	-	
4-S.M.	-	-	-	-	-	-	-	-	-	-	-	-	-	-	-	-	-	-	-	-	-	-	-	-	-	-	
5-M.	10	30	40	40	70	400	40	61	40	10	10	10	10	10	10	10	10	10	10	10	10	10	10	10	10	10	
6-S.L.M.	50	60	100	100	200	200	200	200	200	200	200	200	200	200	200	200	200	200	200	200	200	200	200	200	200	200	
7-L.M.	10	10	10	10	70	70	70	70	70	70	70	70	70	70	70	70	70	70	70	70	70	70	70	70	70	70	
8-S.O.O.	-	-	-	-	-	-	-	-	-	-	-	-	-	-	-	-	-	-	-	-	-	-	-	-	-	-	
9-O.O.	-	-	-	-	-	-	-	-	-	-	-	-	-	-	-	-	-	-	-	-	-	-	-	-	-	-	
Total.	70	90	170	170	460	680	1,740	1,631	1,060	660	110	-	-	-	-	-	-	-	-	-	-	-	-	-	-	6,631 86.9	
Spotted:																											
3-O.M.	-	-	-	-	-	-	-	-	-	-	-	-	-	-	-	-	-	-	-	-	-	-	-	-	-	-	
4-S.M.	-	-	-	-	-	-	-	-	-	-	-	-	-	-	-	-	-	-	-	-	-	-	-	-	-	-	
5-M.	-	-	-	-	-	-	-	-	-	-	-	-	-	-	-	-	-	-	-	-	-	-	-	-	-	-	
6-S.L.M.	-	-	-	-	-	-	-	-	-	-	-	-	-	-	-	-	-	-	-	-	-	-	-	-	-	-	
7-L.M.	-	-	-	-	-	-	-	-	-	-	-	-	-	-	-	-	-	-	-	-	-	-	-	-	-	-	
Total.	-	-	-	-	-	-	-	-	-	-	-	-	-	-	-	-	-	-	-	-	-	-	-	-	-	-	790 10.8
Tinged:																											
3-O.M.	-	-	-	-	-	-	-	-	-	-	-	-	-	-	-	-	-	-	-	-	-	-	-	-	-	-	
4-S.M.	-	-	-	-	-	-	-	-	-	-	-	-	-	-	-	-	-	-	-	-	-	-	-	-	-	-	
5-M.	-	-	-	-	-	-	-	-	-	-	-	-	-	-	-	-	-	-	-	-	-	-	-	-	-	-	
6-S.L.M.	-	-	-	-	-	-	-	-	-	-	-	-	-	-	-	-	-	-	-	-	-	-	-	-	-	-	
7-L.M.	-	-	-	-	-	-	-	-	-	-	-	-	-	-	-	-	-	-	-	-	-	-	-	-	-	-	
Total.	-	-	-	-	-	-	-	-	-	-	-	-	-	-	-	-	-	-	-	-	-	-	-	-	-	-	20 .3
All grades.	70	90	170	170	610	680	2,140	1,661	1,060	670	110	-	-	-	-	-	-	-	-	-	-	-	-	-	-	7,541 100.0	
All grades.	1.0	1.2	2.5	2.5	8.3	7.9	29.3	25.2	14.3	9.0	1.6	-	-	-	-	-	-	-	-	-	-	-	-	-	-	100.0	

1/ as reported by the Bureau of the Census, running bales, listers excluded.

Percentage rough preparation. 2.0
 Grade index 90.4
 Average staple length 32.6

Table 19.-- Grade and staple length of upland cotton ginned in Louisiana, 1947-48

Grade	13/16 inch:		7/8		29/32		15/16		31/32		1		1-1/32		1-1/16		1-5/32		1-3/16		1-7/32		1-1/4	
	Sales	Percent	Sales	Percent	Sales	Percent	Sales	Percent	Sales	Percent	Sales	Percent	Sales	Percent	Sales	Percent	Sales	Percent	Sales	Percent	Sales	Percent	Sales	Percent
White:																								
1-M.F.	-	-	-	-	-	-	-	-	-	-	-	-	-	-	-	-	-	-	-	-	-	-	-	-
2-G.M.	-	-	-	-	-	-	-	-	-	-	-	-	-	-	-	-	-	-	-	-	-	-	-	-
3-G.M.	20		10		20		150		410		1,460		70		2,660		910		130		50		80	
4-S.M.	180		370		640		1,570		5,160		15,690		29,780		41,000		11,610		2,690		10		20	
5-M.	520		1,880		1,860		3,690		28,570		80,482		17,980		2,810		200		30		40		40	
6-S.L.M.	20		370		420		1,010		22,460		38,200		16,390		3,240		60		10		10		10	
7-L.M.	-		80		20		1,030		6,600		6,660		3,450		40		40		-		-		-	
8-S.G.O.	-		-		-		10		1,250		560		100		30		-		-		-		-	
9-G.O.	-		-		-		-		30		90		-		-		-		-		-		-	
Total.	720		2,910		2,960		7,010		20,250		76,310		187,922		146,610		34,310		6,960		90		70	
Spotted:																								
3-G.M.	-		-		-		-		10		100		130		120		-		-		-		-	
4-S.M.	100		260		130		410		610		2,360		5,710		2,730		110		10		-		-	
5-M.	30		100		130		280		640		4,910		10,100		1,760		40		10		-		-	
6-S.L.M.	20		100		-		10		380		2,090		1,140		180		20		-		-		-	
7-L.M.	-		-		-		740		1,410		9,820		17,180		4,850		170		20		-		-	
Total.	150		490		250		1,460		2,060		17,180		32,980		9,850		210		40		-		-	
Tinged:																								
3-G.M.	-		-		-		-		-		-		-		-		-		-		-		-	
4-S.M.	-		-		-		-		-		20		-		-		-		-		-		-	
5-M.	-		-		-		-		-		10		10		-		-		-		-		-	
6-S.L.M.	-		-		-		-		-		10		-		-		-		-		-		-	
7-L.M.	-		-		-		-		-		-		-		-		-		-		-		-	
Total.	-		-		-		-		-		40		10		-		-		-		-		-	
Gray:																								
3-G.M.	-		-		-		-		-		-		-		-		-		-		-		-	
4-S.M.	-		-		-		-		-		10		-		-		-		-		-		-	
5-M.	-		-		-		-		-		50		40		70		-		-		-		-	
6-S.L.M.	-		-		-		-		-		100		40		70		-		-		-		-	
7-L.M.	-		-		-		-		-		-		-		-		-		-		-		-	
Total.	-		-		-		-		-		100		40		70		-		-		-		-	
Below Grade	-		-		-		-		-		20		10		-		-		-		-		-	
All grades	870		3,400		3,210		7,760		21,660		86,290		174,782		150,500		34,480		6,970		600		70	
	Percent		Percent		Percent		Percent		Percent		Percent		Percent		Percent		Percent		Percent		Percent		Percent	
All grades.	0.1		0.7		0.7		1.6		4.5		17.6		35.8		30.7		7.0		1.2		0.1		*	
<p>1/4 As reported by the Bureau of the Census, running bales, hinters excluded.</p> <p>* Less than 0.05 percent.</p>																								
<p>Percentage rough preparation. 8.8</p> <p>Grade index. 98.7</p> <p>Average staple length. 33.1</p>																								

Table 20.--Grade and staple length of upland cotton ginned in Mississippi, 1947-48

Grade	11/16 inch and shorter		7/8 inch		29/32 inch		15/16 inch		1 inch		1-1/32 inches		1-1/16 inches		1-3/32 inches		1-1/8 inches		1-5/32 inches		1-3/16 inches		1-7/32 inches		1-1/2 inches and longer		All lengths	
	Sales	Percent	Sales	Percent	Sales	Percent	Sales	Percent	Sales	Percent	Sales	Percent	Sales	Percent	Sales	Percent	Sales	Percent	Sales	Percent	Sales	Percent	Sales	Percent	Sales	Percent		
Whites:																												
1-M.F.	-		-		-		-		-		-		-		-		-		-		-		-		-		-	
2-S.G.M.	40		10		30		50		210		210		1,100		1,100		1,600		1,600		1,600		1,600		1,600		960	
3-G.M.	150		10		30		50		210		210		1,100		1,100		1,600		1,600		1,600		1,600		1,600		12,900	
4-S.M.	350		10		30		50		210		210		1,100		1,100		1,600		1,600		1,600		1,600		1,600		275,690	
5-M.	1,210		10		30		50		210		210		1,100		1,100		1,600		1,600		1,600		1,600		1,600		290	
6-S.L.M.	110		10		30		50		210		210		1,100		1,100		1,600		1,600		1,600		1,600		1,600		693,813	
7-L.M.	30		10		30		50		210		210		1,100		1,100		1,600		1,600		1,600		1,600		1,600		45,460	
8-S.O.O.	-		-		-		-		-		-		-		-		-		-		-		-		-	-	227,910	
9-O.O.	-		-		-		-		-		-		-		-		-		-		-		-		-	-	98,480	
																												21,160
																												3,910
Total	730	2,590	2,750	18,510	30,890	187,090	553,263	512,220	125,820	21,100	3,590	2,040	640	860	1,404,923	96.5												
Spotted:																												
3-G.M.	20		10		90		90		60		60		10		10		60		60		10		10		20		290	
4-S.M.	10		10		150		1,160		2,500		6,620		1,770		360		20		20		20		20		20		16,330	
5-M.	10		10		10		1,350		1,530		3,390		1,450		110		20		10		10		10		10		11,540	
6-S.L.M.	-		-		-		20		210		440		220		20		20		20		20		20		20		1,910	
7-L.M.	-		-		-		20		20		170		50		20		20		20		20		20		20		640	
Total	40	170	290	2,820	4,270	10,710	10,210	3,540	920	10	90	10	20	20	32,710	2.2												
Tinged:																												
3-G.M.	-		-		-		-		-		-		-		-		-		-		-		-		-		-	
4-S.M.	-		-		-		-		-		-		-		-		-		-		-		-		-		-	
5-M.	-		-		-		-		-		-		-		-		-		-		-		-		-		-	
6-S.L.M.	-		-		-		-		-		-		-		-		-		-		-		-		-		-	
7-L.M.	-		-		-		-		-		-		-		-		-		-		-		-		-		-	
Total	-	-	-	-	-	-	-	-	-	-	-	-	-	-	-	-	-	-	-	-	-	-	-	-	-	-	-	
Gray:																												
3-G.M.	-		-		-		-		-		-		-		-		-		-		-		-		-		-	
4-S.M.	-		-		-		-		-		-		-		-		-		-		-		-		-		-	
5-M.	-		-		-		-		-		-		-		-		-		-		-		-		-		-	
6-S.L.M.	-		-		-		-		-		-		-		-		-		-		-		-		-		-	
7-L.M.	-		-		-		-		-		-		-		-		-		-		-		-		-		-	
Total	-	-	-	-	-	-	-	-	-	-	-	-	-	-	-	-	-	-	-	-	-	-	-	-	-	-	-	
Below Grade	-	-	-	10	-	90	50	50	-	-	-	-	-	-	-	-	-	-	-	-	-	-	-	-	-	-	200	
All grades	770	2,750	3,080	21,340	37,280	200,500	573,573	522,770	126,760	21,250	3,600	2,060	640	860	1,517,253	100.0												
All grades1	.2	.2	1.4	2.5	13.2	37.7	34.5	8.4	1.4	.2	.1	.1	.1	100.0													

1/ As reported by the Bureau of the Census, running bales, lintors excluded.
 * Less than 0.05 percent.
 Percentage rough preparation 1.5
 Grade index 98.6
 Average staple length 33.3

Table 21.—Grade and staple length of upland cotton ginned in Missouri, 1947-48

Grade	13/16 inch		7/8 inch		29/32 inch		16/16 inch		31/32 inch		1 inch		1-1/32 inch		1-1/16 inch		1-1/8 inch		1-3/32 inch		1-1/4 inch		
	Bales	Percent	Bales	Percent	Bales	Percent	Bales	Percent	Bales	Percent	Bales	Percent	Bales	Percent	Bales	Percent	Bales	Percent	Bales	Percent	Bales	Percent	
White:																							
1-M.F.	-		-		-		-		-		-		-		-		-		-		-		
2-S-O.M.	-		10	10	-		80	70	-		10	10	-		-		-		-		-		
3-O.M.	-		160	280	-		1,920	840	-		1,860	840	-		30	30	-		-		-		
4-S.M.	-		380	300	-		1,850	2,150	-		7,280	8,530	-		170	170	-		-		-		
5-M.	-		150	150	-		880	2,450	-		28,621	72,260	-		1,460	1,460	-		-		20	185,621	
6-S.L.M.	-		60	30	-		230	230	-		2,110	8,832	-		6,800	270	-		-		40	46,182	
7-L.M.	-		20	60	-		350	850	-		3,180	6,520	-		150	10	-		-		20	13,340	
8-S.O.O.	-		10	20	-		580	2,110	-		15,230	16,270	-		1,660	-	-		-		-	58,030	
9-O.O.	-		-		-		610	960	-		3,080	90	-		-	-	-		-		-	7,710	
Total.	-		790	910	4,940	8,230	39,490	79,643	116,650	32,200	1,910	70	80	-	-	-	-	-	-	-	-	40	283,833
Spotted:																							
3-O.M.	-		-		-		-		-		-		-		-		-		-		-		
4-S.M.	-		10	-	-		20	20	-		10	10	-		60	60	-		-		-	20	
5-M.	-		-		10	-	10	10	-		30	30	-		100	100	-		-		-	230	
6-S.L.M.	-		-		-		270	380	-		1,650	790	-		80	80	-		-		-	460	
7-L.M.	-		-		-		1,580	2,930	-		6,800	380	-		380	380	-		-		-	3,160	
Total.	-		10	10	1,640	3,350	11,010	7,670	860	30	-	-	-	-	-	-	-	-	-	-	-	24,260	
Tinged:																							
3-O.M.	-		-		-		-		-		-		-		-		-		-		-		
4-S.M.	-		-		-		-		-		-		-		-		-		-		-	-	
5-M.	-		-		-		10	10	-		20	40	-		10	10	-		-		-	80	
6-S.L.M.	-		-		-		90	110	-		700	260	-		20	20	-		-		-	1,190	
7-L.M.	-		-		-		190	550	-		1,370	850	-		10	10	-		-		-	2,750	
Total.	-		-		-		290	640	2,090	930	40	-	-	-	-	-	-	-	-	-	-	3,990	
Gray:																							
3-O.M.	-		-		-		-		-		-		-		-		-		-		-	-	
4-S.M.	-		-		-		-		-		-		-		-		-		-		-	-	
5-M.	-		-		-		-		-		50	60	-		40	40	-		-		-	120	
6-S.L.M.	-		-		-		-		-		10	10	-		60	60	-		-		-	160	
7-L.M.	-		-		-		-		-		10	10	-		-	-	-		-		-	20	
Total.	-		-		-		10	20	60	80	90	30	-	-	-	-	-	-	-	-	-	290	
Below Grade 270 310 1,310 440																							
All grades 10 800 920 7,160 12,630 55,960 89,663 116,310 32,260 1,910 70 80 40 3/4 100.0																							
All grades * 0.3 0.3 0.3 4.0 17.1 28.2 36.9 10.3 0.6 * 100.0																							

1/4 As reported by the Bureau of the Census, running bales, linters excluded.
 * Less than 0.05 percent.
 Percentage rough preparation. 0.4
 Grade index 98.1
 Average staple length 33.3

Table 25. --- Grade and staple length of upland cotton ginned in North Carolina, 1947-48

Grade	1 1/8 inch and shorter		1 1/4 inch		1 3/8 inch		1 1/2 inch		1 5/8 inch		1 3/4 inch		1 7/8 inch		1 7/16 inches and longer		All lengths		
	Bales	Percent	Bales	Percent	Bales	Percent	Bales	Percent	Bales	Percent	Bales	Percent	Bales	Percent	Bales	Percent	Bales	Percent	
White:																			
1-S.F.	-	-	-	-	-	-	20	160	-	-	-	-	-	-	-	-	-	200	
2-S.O.M.	-	-	-	-	70	540	-	800	-	-	-	-	-	-	-	-	20	1,610	
3-S.M.	-	-	-	-	2,700	970	100	2,750	130	130	70	70	10	10	30	30	30	8,060	
4-S.M.	10	80	160	100	4,120	16,670	600	15,800	610	150	180	10	10	70	70	70	46,260	10.1	
5-M.	60	350	80	100	32,890	55,064	7,680	23,260	2,300	2,300	110	20	20	140	140	140	129,014	28.2	
6-S.L.M.	60	1,370	3,990	25,630	45,440	56,610	7,390	25,630	130	130	50	50	50	50	50	10	154,260	29.2	
7-L.M.	10	1,190	2,780	15,980	6,440	1,680	780	80	40	40	40	40	40	40	40	10	31,930	7.0	
8-S.O.O.	60	660	250	900	660	660	60	90	-	-	-	-	-	-	-	-	2,800	.5	
Total.	190	3,680	7,700	35,230	86,340	113,044	50,700	13,000	3,190	950	470	40	280	385,994	77.2				
Spotted:																			
3-S.O.M.	-	-	-	10	120	480	250	70	20	20	20	20	20	20	20	20	20	980	.2
4-S.M.	20	160	160	680	2,080	5,100	3,380	1,000	240	90	10	10	10	10	10	10	15,330	2.9	
5-M.	30	640	690	2,430	5,360	14,570	6,780	1,470	310	80	30	30	30	30	30	30	39,370	6.4	
6-S.L.M.	30	740	1,770	5,440	5,980	6,480	2,560	800	180	40	40	40	40	40	40	10	32,160	7.2	
7-L.M.	10	660	1,860	5,280	2,380	910	300	30	60	60	60	60	60	60	60	60	14,500	3.1	
Total.	90	2,100	4,390	15,660	21,860	27,840	13,250	3,170	740	280	60	10	10	99,740	21.8				
Tinged:																			
3-S.O.M.	-	-	-	-	10	20	-	-	-	-	-	-	-	-	-	-	-	30	*
4-S.M.	20	10	20	60	100	140	20	20	10	-	-	-	-	-	-	-	-	140	*
5-M.	20	10	20	60	100	140	20	20	10	-	-	-	-	-	-	-	-	420	.2
6-S.L.M.	-	-	-	10	10	30	40	20	20	-	-	-	-	-	-	-	-	130	*
7-L.M.	-	-	-	10	-	80	-	-	-	-	-	-	-	-	-	-	-	100	*
Total.	20	60	80	70	300	230	40	10	10	-	-	-	-	-	-	-	-	820	.2
Gray:																			
3-S.O.M.	-	-	-	-	60	120	-	-	-	-	-	-	-	-	-	-	-	190	*
4-S.M.	-	-	-	320	770	600	160	30	-	-	-	-	-	-	-	-	-	1,920	.5
5-M.	10	30	10	240	580	290	10	-	-	-	-	-	-	-	-	-	-	940	.2
6-S.L.M.	-	-	-	-	-	-	-	-	-	-	-	-	-	-	-	-	-	-	*
Total.	10	40	40	660	1,280	950	60	-	-	-	-	-	-	-	-	-	-	3,060	.7
Below Grade																			
Below Grade	60	160	80	150	20	40	-	-	-	-	-	-	-	-	-	-	-	490	.1
All Grades	360	6,000	12,190	49,670	61,190	111,480	140,974	64,080	16,170	3,940	1,180	530	50	290	1,468,094	100.0			
All grades	0.1	1.5	2.7	10.8	11.2	24.3	30.7	14.0	3.6	0.9	0.3	0.1	*	0.1	100.0				

1/ As reported by the Bureau of the Census, running bales, linters excluded.

* Less than 0.06 percent.

Percentage rough preparation 16.4
Grade index 89.3
Average staple length 32.5

Table 24.—Grade and staple length of upland cotton ginned in Oklahoma, 1947-48

Grade	3/4 inch and shorter		7/8 inch		29/32 inch		15/16 inch		31/32 inch		1 inch		1-1/8 inch		1-1/16 inch		1-3/32 inch		1-1/8 inch		1-3/16 inch		1-7/32 inch		1-1/4 inch		All lengths	
	Sales	Percent	Sales	Percent	Sales	Percent	Sales	Percent	Sales	Percent	Sales	Percent	Sales	Percent	Sales	Percent	Sales	Percent	Sales	Percent	Sales	Percent	Sales	Percent	Sales	Percent	Sales	Percent
Whites:																												
1-M.F.	-	-	-	-	-	-	-	-	-	-	-	-	-	-	-	-	-	-	-	-	-	-	-	-	-	-	-	-
2-S.O.M.	-	-	-	-	-	-	-	-	-	-	-	-	-	-	-	-	-	-	-	-	-	-	-	-	-	-	-	-
3-G.M.	-	-	210	100	6,830	3,670	2,200	6,830	1,650	1,790	1,790	110	20	-	-	-	-	-	-	-	-	-	-	-	-	610	0.2	
4-S.M.	50	5,200	6,960	7,800	15,280	7,800	4,120	15,280	3,670	7,800	3,670	2,200	6,830	1,650	1,790	1,790	110	20	-	-	-	-	-	-	29,750	9.1		
5-M.	10	5,350	12,690	7,800	15,280	7,800	4,120	15,280	3,670	7,800	3,670	2,200	6,830	1,650	1,790	1,790	110	20	-	-	-	-	-	-	57,340	18.1		
6-S.L.M.	10	3,550	7,570	5,670	11,410	4,180	2,690	11,410	4,180	2,690	2,690	530	190	-	-	-	-	-	-	-	-	-	-	-	37,680	11.4		
7-L.M.	20	3,650	13,960	7,000	14,460	5,700	2,180	14,460	5,700	2,180	2,180	330	190	-	-	-	-	-	-	-	-	-	-	-	49,580	14.5		
8-S.G.O.	-	-	840	3,570	1,540	3,250	500	3,250	500	880	780	80	-	-	-	-	-	-	-	-	-	-	-	-	-	11,090	3.5	
9-G.O.	-	-	60	130	160	60	70	160	60	80	70	-	-	-	-	-	-	-	-	-	-	-	-	-	-	1,690	.5	
Total	90	23,160	45,170	26,210	51,150	19,300	12,040	3,130	1,260	130	30	-	-	-	-	-	-	-	-	-	-	-	-	-	-	182,330	57.5	
Spotted:																												
3-G.M.	-	-	1,040	440	460	230	100	460	230	100	100	520	110	10	-	-	-	-	-	-	-	-	-	-	-	3,610	1.1	
4-S.M.	200	23,204	21,380	8,770	12,590	3,540	1,730	1,730	520	170	10	-	-	-	-	-	-	-	-	-	-	-	-	-	-	72,024	22.7	
5-M.	180	9,950	11,010	3,870	5,180	1,450	830	1,450	170	10	-	-	-	-	-	-	-	-	-	-	-	-	-	-	-	32,960	10.4	
6-S.L.M.	90	3,250	4,780	3,560	1,800	330	250	80	80	20	-	-	-	-	-	-	-	-	-	-	-	-	-	-	-	12,220	3.8	
7-L.M.	-	680	1,030	420	630	110	60	60	20	20	-	-	-	-	-	-	-	-	-	-	-	-	-	-	-	2,890	.9	
Total	470	34,364	39,180	15,060	20,960	5,660	2,970	790	230	20	-	-	-	-	-	-	-	-	-	-	-	-	-	-	-	123,704	38.9	
Tinged:																												
3-G.M.	-	-	50	150	40	70	10	40	10	10	-	-	-	-	-	-	-	-	-	-	-	-	-	-	-	320	.1	
4-S.M.	-	-	150	1,330	1,880	490	80	50	50	180	130	10	-	-	-	-	-	-	-	-	-	-	-	-	-	2,680	.9	
5-M.	-	-	750	2,610	750	640	180	130	10	10	-	-	-	-	-	-	-	-	-	-	-	-	-	-	-	5,270	1.6	
6-S.L.M.	-	-	250	660	170	240	110	70	10	10	-	-	-	-	-	-	-	-	-	-	-	-	-	-	-	1,510	.5	
Total	-	1,500	4,750	1,440	1,610	380	250	20	-	-	-	-	-	-	-	-	-	-	-	-	-	-	-	-	-	9,980	3.1	
Yellow Stained:																												
3-G.M.	-	-	10	50	10	-	-	-	-	-	-	-	-	-	-	-	-	-	-	-	-	-	-	-	-	70	.0	
4-S.M.	-	-	280	500	60	100	20	-	-	-	-	-	-	-	-	-	-	-	-	-	-	-	-	-	-	900	.3	
Total	-	290	590	70	100	20	-	-	-	-	-	-	-	-	-	-	-	-	-	-	-	-	-	-	-	970	.3	
Gray:																												
3-G.M.	-	-	-	10	50	20	-	-	-	-	-	-	-	-	-	-	-	-	-	-	-	-	-	-	-	20	.0	
4-S.M.	-	-	-	10	10	-	-	-	-	-	-	-	-	-	-	-	-	-	-	-	-	-	-	-	-	80	.0	
5-M.	-	-	-	10	10	-	-	-	-	-	-	-	-	-	-	-	-	-	-	-	-	-	-	-	-	20	.0	
6-S.L.M.	-	-	-	10	10	-	-	-	-	-	-	-	-	-	-	-	-	-	-	-	-	-	-	-	-	10	.0	
Total	-	10	30	50	90	20	-	-	-	-	-	-	-	-	-	-	-	-	-	-	-	-	-	-	-	130	.0	
Below Grade	-	100	250	50	90	10	20	-	-	-	-	-	-	-	-	-	-	-	-	-	-	-	-	-	-	520	.2	
All grades	560	63,664	69,930	42,860	71,290	25,330	15,300	3,940	1,690	150	30	-	-	-	-	-	-	-	-	-	-	-	-	-	-	317,634	100.0	
All grades	0.2	20.1	28.3	13.5	23.4	8.0	4.8	1.2	0.5	-	-	-	-	-	-	-	-	-	-	-	-	-	-	-	-	100.0		

Percentage rough preparation . . . 0.8
 Grade index 93.9
 Average staple length 28.7

1/4 As reported by the Bureau of the Census, running bales, linters excluded.
 * Less than 0.05 percent.

Table 25.—Grade and staple length of upland cotton ginned in South Carolina, 1947-48

Grade	13/16 inch		7/8		29/32		15/16		1		1-1/32		1-1/16		1-1/8		1-5/32		1-3/16		1-7/32		1-1/4		All lengths																																																																																																																																																																																																																																																																																																																																																																																																																																																																																																																																																																																																																																																																																																																																																																																																																																																																																																																																																																																																																																																																																															
	Bales	Percent	Bales	Percent	Bales	Percent	Bales	Percent	Bales	Percent	Bales	Percent	Bales	Percent	Bales	Percent	Bales	Percent	Bales	Percent	Bales	Percent	Bales	Percent	Bales	Percent																																																																																																																																																																																																																																																																																																																																																																																																																																																																																																																																																																																																																																																																																																																																																																																																																																																																																																																																																																																																																																																																																														
White:																												1-S.F.	-	-	-	-	-	-	-	-	-	-	-	-	-	-	-	-	-	-	-	-	-	-	-	-	-	-	-	2-S.O.M.	-	-	-	-	-	-	-	-	-	-	-	-	-	-	-	-	-	-	-	-	-	-	-	-	-	-	-	3-S.M.	-	-	-	-	-	-	-	-	-	-	-	-	-	-	-	-	-	-	-	-	-	-	-	-	-	-	-	4-S.N.	-	-	-	-	-	-	-	-	-	-	-	-	-	-	-	-	-	-	-	-	-	-	-	-	-	-	-	5-M.	-	-	-	-	-	-	-	-	-	-	-	-	-	-	-	-	-	-	-	-	-	-	-	-	-	-	-	6-S.L.N.	-	-	-	-	-	-	-	-	-	-	-	-	-	-	-	-	-	-	-	-	-	-	-	-	-	-	-	7-L.N.	-	-	-	-	-	-	-	-	-	-	-	-	-	-	-	-	-	-	-	-	-	-	-	-	-	-	-	8-S.G.O.	-	-	-	-	-	-	-	-	-	-	-	-	-	-	-	-	-	-	-	-	-	-	-	-	-	-	-	9-O.O.	-	-	-	-	-	-	-	-	-	-	-	-	-	-	-	-	-	-	-	-	-	-	-	-	-	-	-	Total	40		120		3,960		16,080		122,030		296,954		112,560		570		270		190		160		230		558,494		87.1	Spotted:																												3-O.M.	-	-	-	-	-	-	-	-	-	-	-	-	-	-	-	-	-	-	-	-	-	-	-	-	-	-	-	4-S.M.	-	-	-	-	-	-	-	-	-	-	-	-	-	-	-	-	-	-	-	-	-	-	-	-	-	-	-	5-M.	-	-	-	-	-	-	-	-	-	-	-	-	-	-	-	-	-	-	-	-	-	-	-	-	-	-	-	6-S.L.N.	-	-	-	-	-	-	-	-	-	-	-	-	-	-	-	-	-	-	-	-	-	-	-	-	-	-	-	7-L.N.	-	-	-	-	-	-	-	-	-	-	-	-	-	-	-	-	-	-	-	-	-	-	-	-	-	-	-	Total	20		30		1,010		4,710		25,770		39,270		9,580		30		40		10		10		-		81,010		12.6	Tinged:																												3-G.M.	-	-	-	-	-	-	-	-	-	-	-	-	-	-	-	-	-	-	-	-	-	-	-	-	-	-	-	4-S.M.	-	-	-	-	-	-	-	-	-	-	-	-	-	-	-	-	-	-	-	-	-	-	-	-	-	-	-	5-M.	-	-	-	-	-	-	-	-	-	-	-	-	-	-	-	-	-	-	-	-	-	-	-	-	-	-	-	6-S.L.N.	-	-	-	-	-	-	-	-	-	-	-	-	-	-	-	-	-	-	-	-	-	-	-	-	-	-	-	7-L.N.	-	-	-	-	-	-	-	-	-	-	-	-	-	-	-	-	-	-	-	-	-	-	-	-	-	-	-	Total	-	-	-	-	-	-	-	-	-	-	-	-	-	-	-	-	-	-	-	-	-	-	-	-	-	-	-	Gray:																												3-G.M.	-	-	-	-	-	-	-	-	-	-	-	-	-	-	-	-	-	-	-	-	-	-	-	-	-	-	-	4-S.M.	-	-	-	-	-	-	-	-	-	-	-	-	-	-	-	-	-	-	-	-	-	-	-	-	-	-	-	5-M.	-	-	-	-	-	-	-	-	-	-	-	-	-	-	-	-	-	-	-	-	-	-	-	-	-	-	-	6-S.L.N.	-	-	-	-	-	-	-	-	-	-	-	-	-	-	-	-	-	-	-	-	-	-	-	-	-	-	-	7-L.N.	-	-	-	-	-	-	-	-	-	-	-	-	-	-	-	-	-	-	-	-	-	-	-	-	-	-	-	Total	-	-	-	-	-	-	-	-	-	-	-	-	-	-	-	-	-	-	-	-	-	-	-	-	-	-	-	Below Grade	10		20		70		10		10		10		10		10		10		10		10		10		120		-	All grades	10		60		150		5,250		21,300		118,140		356,324		122,230		600		310		200		160		230		1/ 641,644	100.0	All grades	Percent	Percent	Percent	Percent	Percent	Percent	Percent	Percent	Percent	Percent	Percent	Percent	Percent	Percent	Percent	Percent	Percent	Percent	Percent	Percent	Percent	Percent	Percent	Percent	Percent	Percent	Percent		10	60	150	5,250	21,300	118,140	356,324	122,230	600	310	200	160	230	1/ 641,644	100.0	Percentage rough preparation	5.8																											Grade index	56.5																											Average staple length	32.9																										
1-S.F.	-	-	-	-	-	-	-	-	-	-	-	-	-	-	-	-	-	-	-	-	-	-	-	-	-	-	-	2-S.O.M.	-	-	-	-	-	-	-	-	-	-	-	-	-	-	-	-	-	-	-	-	-	-	-	-	-	-	-	3-S.M.	-	-	-	-	-	-	-	-	-	-	-	-	-	-	-	-	-	-	-	-	-	-	-	-	-	-	-	4-S.N.	-	-	-	-	-	-	-	-	-	-	-	-	-	-	-	-	-	-	-	-	-	-	-	-	-	-	-	5-M.	-	-	-	-	-	-	-	-	-	-	-	-	-	-	-	-	-	-	-	-	-	-	-	-	-	-	-	6-S.L.N.	-	-	-	-	-	-	-	-	-	-	-	-	-	-	-	-	-	-	-	-	-	-	-	-	-	-	-	7-L.N.	-	-	-	-	-	-	-	-	-	-	-	-	-	-	-	-	-	-	-	-	-	-	-	-	-	-	-	8-S.G.O.	-	-	-	-	-	-	-	-	-	-	-	-	-	-	-	-	-	-	-	-	-	-	-	-	-	-	-	9-O.O.	-	-	-	-	-	-	-	-	-	-	-	-	-	-	-	-	-	-	-	-	-	-	-	-	-	-	-	Total	40		120		3,960		16,080		122,030		296,954		112,560		570		270		190		160		230		558,494		87.1	Spotted:																												3-O.M.	-	-	-	-	-	-	-	-	-	-	-	-	-	-	-	-	-	-	-	-	-	-	-	-	-	-	-	4-S.M.	-	-	-	-	-	-	-	-	-	-	-	-	-	-	-	-	-	-	-	-	-	-	-	-	-	-	-	5-M.	-	-	-	-	-	-	-	-	-	-	-	-	-	-	-	-	-	-	-	-	-	-	-	-	-	-	-	6-S.L.N.	-	-	-	-	-	-	-	-	-	-	-	-	-	-	-	-	-	-	-	-	-	-	-	-	-	-	-	7-L.N.	-	-	-	-	-	-	-	-	-	-	-	-	-	-	-	-	-	-	-	-	-	-	-	-	-	-	-	Total	20		30		1,010		4,710		25,770		39,270		9,580		30		40		10		10		-		81,010		12.6	Tinged:																												3-G.M.	-	-	-	-	-	-	-	-	-	-	-	-	-	-	-	-	-	-	-	-	-	-	-	-	-	-	-	4-S.M.	-	-	-	-	-	-	-	-	-	-	-	-	-	-	-	-	-	-	-	-	-	-	-	-	-	-	-	5-M.	-	-	-	-	-	-	-	-	-	-	-	-	-	-	-	-	-	-	-	-	-	-	-	-	-	-	-	6-S.L.N.	-	-	-	-	-	-	-	-	-	-	-	-	-	-	-	-	-	-	-	-	-	-	-	-	-	-	-	7-L.N.	-	-	-	-	-	-	-	-	-	-	-	-	-	-	-	-	-	-	-	-	-	-	-	-	-	-	-	Total	-	-	-	-	-	-	-	-	-	-	-	-	-	-	-	-	-	-	-	-	-	-	-	-	-	-	-	Gray:																												3-G.M.	-	-	-	-	-	-	-	-	-	-	-	-	-	-	-	-	-	-	-	-	-	-	-	-	-	-	-	4-S.M.	-	-	-	-	-	-	-	-	-	-	-	-	-	-	-	-	-	-	-	-	-	-	-	-	-	-	-	5-M.	-	-	-	-	-	-	-	-	-	-	-	-	-	-	-	-	-	-	-	-	-	-	-	-	-	-	-	6-S.L.N.	-	-	-	-	-	-	-	-	-	-	-	-	-	-	-	-	-	-	-	-	-	-	-	-	-	-	-	7-L.N.	-	-	-	-	-	-	-	-	-	-	-	-	-	-	-	-	-	-	-	-	-	-	-	-	-	-	-	Total	-	-	-	-	-	-	-	-	-	-	-	-	-	-	-	-	-	-	-	-	-	-	-	-	-	-	-	Below Grade	10		20		70		10		10		10		10		10		10		10		10		10		120		-	All grades	10		60		150		5,250		21,300		118,140		356,324		122,230		600		310		200		160		230		1/ 641,644	100.0	All grades	Percent	Percent	Percent	Percent	Percent	Percent	Percent	Percent	Percent	Percent	Percent	Percent	Percent	Percent	Percent	Percent	Percent	Percent	Percent	Percent	Percent	Percent	Percent	Percent	Percent	Percent	Percent		10	60	150	5,250	21,300	118,140	356,324	122,230	600	310	200	160	230	1/ 641,644	100.0	Percentage rough preparation	5.8																											Grade index	56.5																											Average staple length	32.9																																																						
2-S.O.M.	-	-	-	-	-	-	-	-	-	-	-	-	-	-	-	-	-	-	-	-	-	-	-	-	-	-	-	3-S.M.	-	-	-	-	-	-	-	-	-	-	-	-	-	-	-	-	-	-	-	-	-	-	-	-	-	-	-	4-S.N.	-	-	-	-	-	-	-	-	-	-	-	-	-	-	-	-	-	-	-	-	-	-	-	-	-	-	-	5-M.	-	-	-	-	-	-	-	-	-	-	-	-	-	-	-	-	-	-	-	-	-	-	-	-	-	-	-	6-S.L.N.	-	-	-	-	-	-	-	-	-	-	-	-	-	-	-	-	-	-	-	-	-	-	-	-	-	-	-	7-L.N.	-	-	-	-	-	-	-	-	-	-	-	-	-	-	-	-	-	-	-	-	-	-	-	-	-	-	-	8-S.G.O.	-	-	-	-	-	-	-	-	-	-	-	-	-	-	-	-	-	-	-	-	-	-	-	-	-	-	-	9-O.O.	-	-	-	-	-	-	-	-	-	-	-	-	-	-	-	-	-	-	-	-	-	-	-	-	-	-	-	Total	40		120		3,960		16,080		122,030		296,954		112,560		570		270		190		160		230		558,494		87.1	Spotted:																												3-O.M.	-	-	-	-	-	-	-	-	-	-	-	-	-	-	-	-	-	-	-	-	-	-	-	-	-	-	-	4-S.M.	-	-	-	-	-	-	-	-	-	-	-	-	-	-	-	-	-	-	-	-	-	-	-	-	-	-	-	5-M.	-	-	-	-	-	-	-	-	-	-	-	-	-	-	-	-	-	-	-	-	-	-	-	-	-	-	-	6-S.L.N.	-	-	-	-	-	-	-	-	-	-	-	-	-	-	-	-	-	-	-	-	-	-	-	-	-	-	-	7-L.N.	-	-	-	-	-	-	-	-	-	-	-	-	-	-	-	-	-	-	-	-	-	-	-	-	-	-	-	Total	20		30		1,010		4,710		25,770		39,270		9,580		30		40		10		10		-		81,010		12.6	Tinged:																												3-G.M.	-	-	-	-	-	-	-	-	-	-	-	-	-	-	-	-	-	-	-	-	-	-	-	-	-	-	-	4-S.M.	-	-	-	-	-	-	-	-	-	-	-	-	-	-	-	-	-	-	-	-	-	-	-	-	-	-	-	5-M.	-	-	-	-	-	-	-	-	-	-	-	-	-	-	-	-	-	-	-	-	-	-	-	-	-	-	-	6-S.L.N.	-	-	-	-	-	-	-	-	-	-	-	-	-	-	-	-	-	-	-	-	-	-	-	-	-	-	-	7-L.N.	-	-	-	-	-	-	-	-	-	-	-	-	-	-	-	-	-	-	-	-	-	-	-	-	-	-	-	Total	-	-	-	-	-	-	-	-	-	-	-	-	-	-	-	-	-	-	-	-	-	-	-	-	-	-	-	Gray:																												3-G.M.	-	-	-	-	-	-	-	-	-	-	-	-	-	-	-	-	-	-	-	-	-	-	-	-	-	-	-	4-S.M.	-	-	-	-	-	-	-	-	-	-	-	-	-	-	-	-	-	-	-	-	-	-	-	-	-	-	-	5-M.	-	-	-	-	-	-	-	-	-	-	-	-	-	-	-	-	-	-	-	-	-	-	-	-	-	-	-	6-S.L.N.	-	-	-	-	-	-	-	-	-	-	-	-	-	-	-	-	-	-	-	-	-	-	-	-	-	-	-	7-L.N.	-	-	-	-	-	-	-	-	-	-	-	-	-	-	-	-	-	-	-	-	-	-	-	-	-	-	-	Total	-	-	-	-	-	-	-	-	-	-	-	-	-	-	-	-	-	-	-	-	-	-	-	-	-	-	-	Below Grade	10		20		70		10		10		10		10		10		10		10		10		10		120		-	All grades	10		60		150		5,250		21,300		118,140		356,324		122,230		600		310		200		160		230		1/ 641,644	100.0	All grades	Percent	Percent	Percent	Percent	Percent	Percent	Percent	Percent	Percent	Percent	Percent	Percent	Percent	Percent	Percent	Percent	Percent	Percent	Percent	Percent	Percent	Percent	Percent	Percent	Percent	Percent	Percent		10	60	150	5,250	21,300	118,140	356,324	122,230	600	310	200	160	230	1/ 641,644	100.0	Percentage rough preparation	5.8																											Grade index	56.5																											Average staple length	32.9																																																																																		
3-S.M.	-	-	-	-	-	-	-	-	-	-	-	-	-	-	-	-	-	-	-	-	-	-	-	-	-	-	-	4-S.N.	-	-	-	-	-	-	-	-	-	-	-	-	-	-	-	-	-	-	-	-	-	-	-	-	-	-	-	5-M.	-	-	-	-	-	-	-	-	-	-	-	-	-	-	-	-	-	-	-	-	-	-	-	-	-	-	-	6-S.L.N.	-	-	-	-	-	-	-	-	-	-	-	-	-	-	-	-	-	-	-	-	-	-	-	-	-	-	-	7-L.N.	-	-	-	-	-	-	-	-	-	-	-	-	-	-	-	-	-	-	-	-	-	-	-	-	-	-	-	8-S.G.O.	-	-	-	-	-	-	-	-	-	-	-	-	-	-	-	-	-	-	-	-	-	-	-	-	-	-	-	9-O.O.	-	-	-	-	-	-	-	-	-	-	-	-	-	-	-	-	-	-	-	-	-	-	-	-	-	-	-	Total	40		120		3,960		16,080		122,030		296,954		112,560		570		270		190		160		230		558,494		87.1	Spotted:																												3-O.M.	-	-	-	-	-	-	-	-	-	-	-	-	-	-	-	-	-	-	-	-	-	-	-	-	-	-	-	4-S.M.	-	-	-	-	-	-	-	-	-	-	-	-	-	-	-	-	-	-	-	-	-	-	-	-	-	-	-	5-M.	-	-	-	-	-	-	-	-	-	-	-	-	-	-	-	-	-	-	-	-	-	-	-	-	-	-	-	6-S.L.N.	-	-	-	-	-	-	-	-	-	-	-	-	-	-	-	-	-	-	-	-	-	-	-	-	-	-	-	7-L.N.	-	-	-	-	-	-	-	-	-	-	-	-	-	-	-	-	-	-	-	-	-	-	-	-	-	-	-	Total	20		30		1,010		4,710		25,770		39,270		9,580		30		40		10		10		-		81,010		12.6	Tinged:																												3-G.M.	-	-	-	-	-	-	-	-	-	-	-	-	-	-	-	-	-	-	-	-	-	-	-	-	-	-	-	4-S.M.	-	-	-	-	-	-	-	-	-	-	-	-	-	-	-	-	-	-	-	-	-	-	-	-	-	-	-	5-M.	-	-	-	-	-	-	-	-	-	-	-	-	-	-	-	-	-	-	-	-	-	-	-	-	-	-	-	6-S.L.N.	-	-	-	-	-	-	-	-	-	-	-	-	-	-	-	-	-	-	-	-	-	-	-	-	-	-	-	7-L.N.	-	-	-	-	-	-	-	-	-	-	-	-	-	-	-	-	-	-	-	-	-	-	-	-	-	-	-	Total	-	-	-	-	-	-	-	-	-	-	-	-	-	-	-	-	-	-	-	-	-	-	-	-	-	-	-	Gray:																												3-G.M.	-	-	-	-	-	-	-	-	-	-	-	-	-	-	-	-	-	-	-	-	-	-	-	-	-	-	-	4-S.M.	-	-	-	-	-	-	-	-	-	-	-	-	-	-	-	-	-	-	-	-	-	-	-	-	-	-	-	5-M.	-	-	-	-	-	-	-	-	-	-	-	-	-	-	-	-	-	-	-	-	-	-	-	-	-	-	-	6-S.L.N.	-	-	-	-	-	-	-	-	-	-	-	-	-	-	-	-	-	-	-	-	-	-	-	-	-	-	-	7-L.N.	-	-	-	-	-	-	-	-	-	-	-	-	-	-	-	-	-	-	-	-	-	-	-	-	-	-	-	Total	-	-	-	-	-	-	-	-	-	-	-	-	-	-	-	-	-	-	-	-	-	-	-	-	-	-	-	Below Grade	10		20		70		10		10		10		10		10		10		10		10		10		120		-	All grades	10		60		150		5,250		21,300		118,140		356,324		122,230		600		310		200		160		230		1/ 641,644	100.0	All grades	Percent	Percent	Percent	Percent	Percent	Percent	Percent	Percent	Percent	Percent	Percent	Percent	Percent	Percent	Percent	Percent	Percent	Percent	Percent	Percent	Percent	Percent	Percent	Percent	Percent	Percent	Percent		10	60	150	5,250	21,300	118,140	356,324	122,230	600	310	200	160	230	1/ 641,644	100.0	Percentage rough preparation	5.8																											Grade index	56.5																											Average staple length	32.9																																																																																																														
4-S.N.	-	-	-	-	-	-	-	-	-	-	-	-	-	-	-	-	-	-	-	-	-	-	-	-	-	-	-	5-M.	-	-	-	-	-	-	-	-	-	-	-	-	-	-	-	-	-	-	-	-	-	-	-	-	-	-	-	6-S.L.N.	-	-	-	-	-	-	-	-	-	-	-	-	-	-	-	-	-	-	-	-	-	-	-	-	-	-	-	7-L.N.	-	-	-	-	-	-	-	-	-	-	-	-	-	-	-	-	-	-	-	-	-	-	-	-	-	-	-	8-S.G.O.	-	-	-	-	-	-	-	-	-	-	-	-	-	-	-	-	-	-	-	-	-	-	-	-	-	-	-	9-O.O.	-	-	-	-	-	-	-	-	-	-	-	-	-	-	-	-	-	-	-	-	-	-	-	-	-	-	-	Total	40		120		3,960		16,080		122,030		296,954		112,560		570		270		190		160		230		558,494		87.1	Spotted:																												3-O.M.	-	-	-	-	-	-	-	-	-	-	-	-	-	-	-	-	-	-	-	-	-	-	-	-	-	-	-	4-S.M.	-	-	-	-	-	-	-	-	-	-	-	-	-	-	-	-	-	-	-	-	-	-	-	-	-	-	-	5-M.	-	-	-	-	-	-	-	-	-	-	-	-	-	-	-	-	-	-	-	-	-	-	-	-	-	-	-	6-S.L.N.	-	-	-	-	-	-	-	-	-	-	-	-	-	-	-	-	-	-	-	-	-	-	-	-	-	-	-	7-L.N.	-	-	-	-	-	-	-	-	-	-	-	-	-	-	-	-	-	-	-	-	-	-	-	-	-	-	-	Total	20		30		1,010		4,710		25,770		39,270		9,580		30		40		10		10		-		81,010		12.6	Tinged:																												3-G.M.	-	-	-	-	-	-	-	-	-	-	-	-	-	-	-	-	-	-	-	-	-	-	-	-	-	-	-	4-S.M.	-	-	-	-	-	-	-	-	-	-	-	-	-	-	-	-	-	-	-	-	-	-	-	-	-	-	-	5-M.	-	-	-	-	-	-	-	-	-	-	-	-	-	-	-	-	-	-	-	-	-	-	-	-	-	-	-	6-S.L.N.	-	-	-	-	-	-	-	-	-	-	-	-	-	-	-	-	-	-	-	-	-	-	-	-	-	-	-	7-L.N.	-	-	-	-	-	-	-	-	-	-	-	-	-	-	-	-	-	-	-	-	-	-	-	-	-	-	-	Total	-	-	-	-	-	-	-	-	-	-	-	-	-	-	-	-	-	-	-	-	-	-	-	-	-	-	-	Gray:																												3-G.M.	-	-	-	-	-	-	-	-	-	-	-	-	-	-	-	-	-	-	-	-	-	-	-	-	-	-	-	4-S.M.	-	-	-	-	-	-	-	-	-	-	-	-	-	-	-	-	-	-	-	-	-	-	-	-	-	-	-	5-M.	-	-	-	-	-	-	-	-	-	-	-	-	-	-	-	-	-	-	-	-	-	-	-	-	-	-	-	6-S.L.N.	-	-	-	-	-	-	-	-	-	-	-	-	-	-	-	-	-	-	-	-	-	-	-	-	-	-	-	7-L.N.	-	-	-	-	-	-	-	-	-	-	-	-	-	-	-	-	-	-	-	-	-	-	-	-	-	-	-	Total	-	-	-	-	-	-	-	-	-	-	-	-	-	-	-	-	-	-	-	-	-	-	-	-	-	-	-	Below Grade	10		20		70		10		10		10		10		10		10		10		10		10		120		-	All grades	10		60		150		5,250		21,300		118,140		356,324		122,230		600		310		200		160		230		1/ 641,644	100.0	All grades	Percent	Percent	Percent	Percent	Percent	Percent	Percent	Percent	Percent	Percent	Percent	Percent	Percent	Percent	Percent	Percent	Percent	Percent	Percent	Percent	Percent	Percent	Percent	Percent	Percent	Percent	Percent		10	60	150	5,250	21,300	118,140	356,324	122,230	600	310	200	160	230	1/ 641,644	100.0	Percentage rough preparation	5.8																											Grade index	56.5																											Average staple length	32.9																																																																																																																																										
5-M.	-	-	-	-	-	-	-	-	-	-	-	-	-	-	-	-	-	-	-	-	-	-	-	-	-	-	-	6-S.L.N.	-	-	-	-	-	-	-	-	-	-	-	-	-	-	-	-	-	-	-	-	-	-	-	-	-	-	-	7-L.N.	-	-	-	-	-	-	-	-	-	-	-	-	-	-	-	-	-	-	-	-	-	-	-	-	-	-	-	8-S.G.O.	-	-	-	-	-	-	-	-	-	-	-	-	-	-	-	-	-	-	-	-	-	-	-	-	-	-	-	9-O.O.	-	-	-	-	-	-	-	-	-	-	-	-	-	-	-	-	-	-	-	-	-	-	-	-	-	-	-	Total	40		120		3,960		16,080		122,030		296,954		112,560		570		270		190		160		230		558,494		87.1	Spotted:																												3-O.M.	-	-	-	-	-	-	-	-	-	-	-	-	-	-	-	-	-	-	-	-	-	-	-	-	-	-	-	4-S.M.	-	-	-	-	-	-	-	-	-	-	-	-	-	-	-	-	-	-	-	-	-	-	-	-	-	-	-	5-M.	-	-	-	-	-	-	-	-	-	-	-	-	-	-	-	-	-	-	-	-	-	-	-	-	-	-	-	6-S.L.N.	-	-	-	-	-	-	-	-	-	-	-	-	-	-	-	-	-	-	-	-	-	-	-	-	-	-	-	7-L.N.	-	-	-	-	-	-	-	-	-	-	-	-	-	-	-	-	-	-	-	-	-	-	-	-	-	-	-	Total	20		30		1,010		4,710		25,770		39,270		9,580		30		40		10		10		-		81,010		12.6	Tinged:																												3-G.M.	-	-	-	-	-	-	-	-	-	-	-	-	-	-	-	-	-	-	-	-	-	-	-	-	-	-	-	4-S.M.	-	-	-	-	-	-	-	-	-	-	-	-	-	-	-	-	-	-	-	-	-	-	-	-	-	-	-	5-M.	-	-	-	-	-	-	-	-	-	-	-	-	-	-	-	-	-	-	-	-	-	-	-	-	-	-	-	6-S.L.N.	-	-	-	-	-	-	-	-	-	-	-	-	-	-	-	-	-	-	-	-	-	-	-	-	-	-	-	7-L.N.	-	-	-	-	-	-	-	-	-	-	-	-	-	-	-	-	-	-	-	-	-	-	-	-	-	-	-	Total	-	-	-	-	-	-	-	-	-	-	-	-	-	-	-	-	-	-	-	-	-	-	-	-	-	-	-	Gray:																												3-G.M.	-	-	-	-	-	-	-	-	-	-	-	-	-	-	-	-	-	-	-	-	-	-	-	-	-	-	-	4-S.M.	-	-	-	-	-	-	-	-	-	-	-	-	-	-	-	-	-	-	-	-	-	-	-	-	-	-	-	5-M.	-	-	-	-	-	-	-	-	-	-	-	-	-	-	-	-	-	-	-	-	-	-	-	-	-	-	-	6-S.L.N.	-	-	-	-	-	-	-	-	-	-	-	-	-	-	-	-	-	-	-	-	-	-	-	-	-	-	-	7-L.N.	-	-	-	-	-	-	-	-	-	-	-	-	-	-	-	-	-	-	-	-	-	-	-	-	-	-	-	Total	-	-	-	-	-	-	-	-	-	-	-	-	-	-	-	-	-	-	-	-	-	-	-	-	-	-	-	Below Grade	10		20		70		10		10		10		10		10		10		10		10		10		120		-	All grades	10		60		150		5,250		21,300		118,140		356,324		122,230		600		310		200		160		230		1/ 641,644	100.0	All grades	Percent	Percent	Percent	Percent	Percent	Percent	Percent	Percent	Percent	Percent	Percent	Percent	Percent	Percent	Percent	Percent	Percent	Percent	Percent	Percent	Percent	Percent	Percent	Percent	Percent	Percent	Percent		10	60	150	5,250	21,300	118,140	356,324	122,230	600	310	200	160	230	1/ 641,644	100.0	Percentage rough preparation	5.8																											Grade index	56.5																											Average staple length	32.9																																																																																																																																																																						
6-S.L.N.	-	-	-	-	-	-	-	-	-	-	-	-	-	-	-	-	-	-	-	-	-	-	-	-	-	-	-	7-L.N.	-	-	-	-	-	-	-	-	-	-	-	-	-	-	-	-	-	-	-	-	-	-	-	-	-	-	-	8-S.G.O.	-	-	-	-	-	-	-	-	-	-	-	-	-	-	-	-	-	-	-	-	-	-	-	-	-	-	-	9-O.O.	-	-	-	-	-	-	-	-	-	-	-	-	-	-	-	-	-	-	-	-	-	-	-	-	-	-	-	Total	40		120		3,960		16,080		122,030		296,954		112,560		570		270		190		160		230		558,494		87.1	Spotted:																												3-O.M.	-	-	-	-	-	-	-	-	-	-	-	-	-	-	-	-	-	-	-	-	-	-	-	-	-	-	-	4-S.M.	-	-	-	-	-	-	-	-	-	-	-	-	-	-	-	-	-	-	-	-	-	-	-	-	-	-	-	5-M.	-	-	-	-	-	-	-	-	-	-	-	-	-	-	-	-	-	-	-	-	-	-	-	-	-	-	-	6-S.L.N.	-	-	-	-	-	-	-	-	-	-	-	-	-	-	-	-	-	-	-	-	-	-	-	-	-	-	-	7-L.N.	-	-	-	-	-	-	-	-	-	-	-	-	-	-	-	-	-	-	-	-	-	-	-	-	-	-	-	Total	20		30		1,010		4,710		25,770		39,270		9,580		30		40		10		10		-		81,010		12.6	Tinged:																												3-G.M.	-	-	-	-	-	-	-	-	-	-	-	-	-	-	-	-	-	-	-	-	-	-	-	-	-	-	-	4-S.M.	-	-	-	-	-	-	-	-	-	-	-	-	-	-	-	-	-	-	-	-	-	-	-	-	-	-	-	5-M.	-	-	-	-	-	-	-	-	-	-	-	-	-	-	-	-	-	-	-	-	-	-	-	-	-	-	-	6-S.L.N.	-	-	-	-	-	-	-	-	-	-	-	-	-	-	-	-	-	-	-	-	-	-	-	-	-	-	-	7-L.N.	-	-	-	-	-	-	-	-	-	-	-	-	-	-	-	-	-	-	-	-	-	-	-	-	-	-	-	Total	-	-	-	-	-	-	-	-	-	-	-	-	-	-	-	-	-	-	-	-	-	-	-	-	-	-	-	Gray:																												3-G.M.	-	-	-	-	-	-	-	-	-	-	-	-	-	-	-	-	-	-	-	-	-	-	-	-	-	-	-	4-S.M.	-	-	-	-	-	-	-	-	-	-	-	-	-	-	-	-	-	-	-	-	-	-	-	-	-	-	-	5-M.	-	-	-	-	-	-	-	-	-	-	-	-	-	-	-	-	-	-	-	-	-	-	-	-	-	-	-	6-S.L.N.	-	-	-	-	-	-	-	-	-	-	-	-	-	-	-	-	-	-	-	-	-	-	-	-	-	-	-	7-L.N.	-	-	-	-	-	-	-	-	-	-	-	-	-	-	-	-	-	-	-	-	-	-	-	-	-	-	-	Total	-	-	-	-	-	-	-	-	-	-	-	-	-	-	-	-	-	-	-	-	-	-	-	-	-	-	-	Below Grade	10		20		70		10		10		10		10		10		10		10		10		10		120		-	All grades	10		60		150		5,250		21,300		118,140		356,324		122,230		600		310		200		160		230		1/ 641,644	100.0	All grades	Percent	Percent	Percent	Percent	Percent	Percent	Percent	Percent	Percent	Percent	Percent	Percent	Percent	Percent	Percent	Percent	Percent	Percent	Percent	Percent	Percent	Percent	Percent	Percent	Percent	Percent	Percent		10	60	150	5,250	21,300	118,140	356,324	122,230	600	310	200	160	230	1/ 641,644	100.0	Percentage rough preparation	5.8																											Grade index	56.5																											Average staple length	32.9																																																																																																																																																																																																		
7-L.N.	-	-	-	-	-	-	-	-	-	-	-	-	-	-	-	-	-	-	-	-	-	-	-	-	-	-	-	8-S.G.O.	-	-	-	-	-	-	-	-	-	-	-	-	-	-	-	-	-	-	-	-	-	-	-	-	-	-	-	9-O.O.	-	-	-	-	-	-	-	-	-	-	-	-	-	-	-	-	-	-	-	-	-	-	-	-	-	-	-	Total	40		120		3,960		16,080		122,030		296,954		112,560		570		270		190		160		230		558,494		87.1	Spotted:																												3-O.M.	-	-	-	-	-	-	-	-	-	-	-	-	-	-	-	-	-	-	-	-	-	-	-	-	-	-	-	4-S.M.	-	-	-	-	-	-	-	-	-	-	-	-	-	-	-	-	-	-	-	-	-	-	-	-	-	-	-	5-M.	-	-	-	-	-	-	-	-	-	-	-	-	-	-	-	-	-	-	-	-	-	-	-	-	-	-	-	6-S.L.N.	-	-	-	-	-	-	-	-	-	-	-	-	-	-	-	-	-	-	-	-	-	-	-	-	-	-	-	7-L.N.	-	-	-	-	-	-	-	-	-	-	-	-	-	-	-	-	-	-	-	-	-	-	-	-	-	-	-	Total	20		30		1,010		4,710		25,770		39,270		9,580		30		40		10		10		-		81,010		12.6	Tinged:																												3-G.M.	-	-	-	-	-	-	-	-	-	-	-	-	-	-	-	-	-	-	-	-	-	-	-	-	-	-	-	4-S.M.	-	-	-	-	-	-	-	-	-	-	-	-	-	-	-	-	-	-	-	-	-	-	-	-	-	-	-	5-M.	-	-	-	-	-	-	-	-	-	-	-	-	-	-	-	-	-	-	-	-	-	-	-	-	-	-	-	6-S.L.N.	-	-	-	-	-	-	-	-	-	-	-	-	-	-	-	-	-	-	-	-	-	-	-	-	-	-	-	7-L.N.	-	-	-	-	-	-	-	-	-	-	-	-	-	-	-	-	-	-	-	-	-	-	-	-	-	-	-	Total	-	-	-	-	-	-	-	-	-	-	-	-	-	-	-	-	-	-	-	-	-	-	-	-	-	-	-	Gray:																												3-G.M.	-	-	-	-	-	-	-	-	-	-	-	-	-	-	-	-	-	-	-	-	-	-	-	-	-	-	-	4-S.M.	-	-	-	-	-	-	-	-	-	-	-	-	-	-	-	-	-	-	-	-	-	-	-	-	-	-	-	5-M.	-	-	-	-	-	-	-	-	-	-	-	-	-	-	-	-	-	-	-	-	-	-	-	-	-	-	-	6-S.L.N.	-	-	-	-	-	-	-	-	-	-	-	-	-	-	-	-	-	-	-	-	-	-	-	-	-	-	-	7-L.N.	-	-	-	-	-	-	-	-	-	-	-	-	-	-	-	-	-	-	-	-	-	-	-	-	-	-	-	Total	-	-	-	-	-	-	-	-	-	-	-	-	-	-	-	-	-	-	-	-	-	-	-	-	-	-	-	Below Grade	10		20		70		10		10		10		10		10		10		10		10		10		120		-	All grades	10		60		150		5,250		21,300		118,140		356,324		122,230		600		310		200		160		230		1/ 641,644	100.0	All grades	Percent	Percent	Percent	Percent	Percent	Percent	Percent	Percent	Percent	Percent	Percent	Percent	Percent	Percent	Percent	Percent	Percent	Percent	Percent	Percent	Percent	Percent	Percent	Percent	Percent	Percent	Percent		10	60	150	5,250	21,300	118,140	356,324	122,230	600	310	200	160	230	1/ 641,644	100.0	Percentage rough preparation	5.8																											Grade index	56.5																											Average staple length	32.9																																																																																																																																																																																																																														
8-S.G.O.	-	-	-	-	-	-	-	-	-	-	-	-	-	-	-	-	-	-	-	-	-	-	-	-	-	-	-	9-O.O.	-	-	-	-	-	-	-	-	-	-	-	-	-	-	-	-	-	-	-	-	-	-	-	-	-	-	-	Total	40		120		3,960		16,080		122,030		296,954		112,560		570		270		190		160		230		558,494		87.1	Spotted:																												3-O.M.	-	-	-	-	-	-	-	-	-	-	-	-	-	-	-	-	-	-	-	-	-	-	-	-	-	-	-	4-S.M.	-	-	-	-	-	-	-	-	-	-	-	-	-	-	-	-	-	-	-	-	-	-	-	-	-	-	-	5-M.	-	-	-	-	-	-	-	-	-	-	-	-	-	-	-	-	-	-	-	-	-	-	-	-	-	-	-	6-S.L.N.	-	-	-	-	-	-	-	-	-	-	-	-	-	-	-	-	-	-	-	-	-	-	-	-	-	-	-	7-L.N.	-	-	-	-	-	-	-	-	-	-	-	-	-	-	-	-	-	-	-	-	-	-	-	-	-	-	-	Total	20		30		1,010		4,710		25,770		39,270		9,580		30		40		10		10		-		81,010		12.6	Tinged:																												3-G.M.	-	-	-	-	-	-	-	-	-	-	-	-	-	-	-	-	-	-	-	-	-	-	-	-	-	-	-	4-S.M.	-	-	-	-	-	-	-	-	-	-	-	-	-	-	-	-	-	-	-	-	-	-	-	-	-	-	-	5-M.	-	-	-	-	-	-	-	-	-	-	-	-	-	-	-	-	-	-	-	-	-	-	-	-	-	-	-	6-S.L.N.	-	-	-	-	-	-	-	-	-	-	-	-	-	-	-	-	-	-	-	-	-	-	-	-	-	-	-	7-L.N.	-	-	-	-	-	-	-	-	-	-	-	-	-	-	-	-	-	-	-	-	-	-	-	-	-	-	-	Total	-	-	-	-	-	-	-	-	-	-	-	-	-	-	-	-	-	-	-	-	-	-	-	-	-	-	-	Gray:																												3-G.M.	-	-	-	-	-	-	-	-	-	-	-	-	-	-	-	-	-	-	-	-	-	-	-	-	-	-	-	4-S.M.	-	-	-	-	-	-	-	-	-	-	-	-	-	-	-	-	-	-	-	-	-	-	-	-	-	-	-	5-M.	-	-	-	-	-	-	-	-	-	-	-	-	-	-	-	-	-	-	-	-	-	-	-	-	-	-	-	6-S.L.N.	-	-	-	-	-	-	-	-	-	-	-	-	-	-	-	-	-	-	-	-	-	-	-	-	-	-	-	7-L.N.	-	-	-	-	-	-	-	-	-	-	-	-	-	-	-	-	-	-	-	-	-	-	-	-	-	-	-	Total	-	-	-	-	-	-	-	-	-	-	-	-	-	-	-	-	-	-	-	-	-	-	-	-	-	-	-	Below Grade	10		20		70		10		10		10		10		10		10		10		10		10		120		-	All grades	10		60		150		5,250		21,300		118,140		356,324		122,230		600		310		200		160		230		1/ 641,644	100.0	All grades	Percent	Percent	Percent	Percent	Percent	Percent	Percent	Percent	Percent	Percent	Percent	Percent	Percent	Percent	Percent	Percent	Percent	Percent	Percent	Percent	Percent	Percent	Percent	Percent	Percent	Percent	Percent		10	60	150	5,250	21,300	118,140	356,324	122,230	600	310	200	160	230	1/ 641,644	100.0	Percentage rough preparation	5.8																											Grade index	56.5																											Average staple length	32.9																																																																																																																																																																																																																																																										
9-O.O.	-	-	-	-	-	-	-	-	-	-	-	-	-	-	-	-	-	-	-	-	-	-	-	-	-	-	-	Total	40		120		3,960		16,080		122,030		296,954		112,560		570		270		190		160		230		558,494		87.1	Spotted:																												3-O.M.	-	-	-	-	-	-	-	-	-	-	-	-	-	-	-	-	-	-	-	-	-	-	-	-	-	-	-	4-S.M.	-	-	-	-	-	-	-	-	-	-	-	-	-	-	-	-	-	-	-	-	-	-	-	-	-	-	-	5-M.	-	-	-	-	-	-	-	-	-	-	-	-	-	-	-	-	-	-	-	-	-	-	-	-	-	-	-	6-S.L.N.	-	-	-	-	-	-	-	-	-	-	-	-	-	-	-	-	-	-	-	-	-	-	-	-	-	-	-	7-L.N.	-	-	-	-	-	-	-	-	-	-	-	-	-	-	-	-	-	-	-	-	-	-	-	-	-	-	-	Total	20		30		1,010		4,710		25,770		39,270		9,580		30		40		10		10		-		81,010		12.6	Tinged:																												3-G.M.	-	-	-	-	-	-	-	-	-	-	-	-	-	-	-	-	-	-	-	-	-	-	-	-	-	-	-	4-S.M.	-	-	-	-	-	-	-	-	-	-	-	-	-	-	-	-	-	-	-	-	-	-	-	-	-	-	-	5-M.	-	-	-	-	-	-	-	-	-	-	-	-	-	-	-	-	-	-	-	-	-	-	-	-	-	-	-	6-S.L.N.	-	-	-	-	-	-	-	-	-	-	-	-	-	-	-	-	-	-	-	-	-	-	-	-	-	-	-	7-L.N.	-	-	-	-	-	-	-	-	-	-	-	-	-	-	-	-	-	-	-	-	-	-	-	-	-	-	-	Total	-	-	-	-	-	-	-	-	-	-	-	-	-	-	-	-	-	-	-	-	-	-	-	-	-	-	-	Gray:																												3-G.M.	-	-	-	-	-	-	-	-	-	-	-	-	-	-	-	-	-	-	-	-	-	-	-	-	-	-	-	4-S.M.	-	-	-	-	-	-	-	-	-	-	-	-	-	-	-	-	-	-	-	-	-	-	-	-	-	-	-	5-M.	-	-	-	-	-	-	-	-	-	-	-	-	-	-	-	-	-	-	-	-	-	-	-	-	-	-	-	6-S.L.N.	-	-	-	-	-	-	-	-	-	-	-	-	-	-	-	-	-	-	-	-	-	-	-	-	-	-	-	7-L.N.	-	-	-	-	-	-	-	-	-	-	-	-	-	-	-	-	-	-	-	-	-	-	-	-	-	-	-	Total	-	-	-	-	-	-	-	-	-	-	-	-	-	-	-	-	-	-	-	-	-	-	-	-	-	-	-	Below Grade	10		20		70		10		10		10		10		10		10		10		10		10		120		-	All grades	10		60		150		5,250		21,300		118,140		356,324		122,230		600		310		200		160		230		1/ 641,644	100.0	All grades	Percent	Percent	Percent	Percent	Percent	Percent	Percent	Percent	Percent	Percent	Percent	Percent	Percent	Percent	Percent	Percent	Percent	Percent	Percent	Percent	Percent	Percent	Percent	Percent	Percent	Percent	Percent		10	60	150	5,250	21,300	118,140	356,324	122,230	600	310	200	160	230	1/ 641,644	100.0	Percentage rough preparation	5.8																											Grade index	56.5																											Average staple length	32.9																																																																																																																																																																																																																																																																																						
Total	40		120		3,960		16,080		122,030		296,954		112,560		570		270		190		160		230		558,494		87.1																																																																																																																																																																																																																																																																																																																																																																																																																																																																																																																																																																																																																																																																																																																																																																																																																																																																																																																																																																																																																																																																																													
Spotted:																												3-O.M.	-	-	-	-	-	-	-	-	-	-	-	-	-	-	-	-	-	-	-	-	-	-	-	-	-	-	-	4-S.M.	-	-	-	-	-	-	-	-	-	-	-	-	-	-	-	-	-	-	-	-	-	-	-	-	-	-	-	5-M.	-	-	-	-	-	-	-	-	-	-	-	-	-	-	-	-	-	-	-	-	-	-	-	-	-	-	-	6-S.L.N.	-	-	-	-	-	-	-	-	-	-	-	-	-	-	-	-	-	-	-	-	-	-	-	-	-	-	-	7-L.N.	-	-	-	-	-	-	-	-	-	-	-	-	-	-	-	-	-	-	-	-	-	-	-	-	-	-	-	Total	20		30		1,010		4,710		25,770		39,270		9,580		30		40		10		10		-		81,010		12.6	Tinged:																												3-G.M.	-	-	-	-	-	-	-	-	-	-	-	-	-	-	-	-	-	-	-	-	-	-	-	-	-	-	-	4-S.M.	-	-	-	-	-	-	-	-	-	-	-	-	-	-	-	-	-	-	-	-	-	-	-	-	-	-	-	5-M.	-	-	-	-	-	-	-	-	-	-	-	-	-	-	-	-	-	-	-	-	-	-	-	-	-	-	-	6-S.L.N.	-	-	-	-	-	-	-	-	-	-	-	-	-	-	-	-	-	-	-	-	-	-	-	-	-	-	-	7-L.N.	-	-	-	-	-	-	-	-	-	-	-	-	-	-	-	-	-	-	-	-	-	-	-	-	-	-	-	Total	-	-	-	-	-	-	-	-	-	-	-	-	-	-	-	-	-	-	-	-	-	-	-	-	-	-	-	Gray:																												3-G.M.	-	-	-	-	-	-	-	-	-	-	-	-	-	-	-	-	-	-	-	-	-	-	-	-	-	-	-	4-S.M.	-	-	-	-	-	-	-	-	-	-	-	-	-	-	-	-	-	-	-	-	-	-	-	-	-	-	-	5-M.	-	-	-	-	-	-	-	-	-	-	-	-	-	-	-	-	-	-	-	-	-	-	-	-	-	-	-	6-S.L.N.	-	-	-	-	-	-	-	-	-	-	-	-	-	-	-	-	-	-	-	-	-	-	-	-	-	-	-	7-L.N.	-	-	-	-	-	-	-	-	-	-	-	-	-	-	-	-	-	-	-	-	-	-	-	-	-	-	-	Total	-	-	-	-	-	-	-	-	-	-	-	-	-	-	-	-	-	-	-	-	-	-	-	-	-	-	-	Below Grade	10		20		70		10		10		10		10		10		10		10		10		10		120		-	All grades	10		60		150		5,250		21,300		118,140		356,324		122,230		600		310		200		160		230		1/ 641,644	100.0	All grades	Percent	Percent	Percent	Percent	Percent	Percent	Percent	Percent	Percent	Percent	Percent	Percent	Percent	Percent	Percent	Percent	Percent	Percent	Percent	Percent	Percent	Percent	Percent	Percent	Percent	Percent	Percent		10	60	150	5,250	21,300	118,140	356,324	122,230	600	310	200	160	230	1/ 641,644	100.0	Percentage rough preparation	5.8																											Grade index	56.5																											Average staple length	32.9																																																																																																																																																																																																																																																																																																																																														
3-O.M.	-	-	-	-	-	-	-	-	-	-	-	-	-	-	-	-	-	-	-	-	-	-	-	-	-	-	-	4-S.M.	-	-	-	-	-	-	-	-	-	-	-	-	-	-	-	-	-	-	-	-	-	-	-	-	-	-	-	5-M.	-	-	-	-	-	-	-	-	-	-	-	-	-	-	-	-	-	-	-	-	-	-	-	-	-	-	-	6-S.L.N.	-	-	-	-	-	-	-	-	-	-	-	-	-	-	-	-	-	-	-	-	-	-	-	-	-	-	-	7-L.N.	-	-	-	-	-	-	-	-	-	-	-	-	-	-	-	-	-	-	-	-	-	-	-	-	-	-	-	Total	20		30		1,010		4,710		25,770		39,270		9,580		30		40		10		10		-		81,010		12.6	Tinged:																												3-G.M.	-	-	-	-	-	-	-	-	-	-	-	-	-	-	-	-	-	-	-	-	-	-	-	-	-	-	-	4-S.M.	-	-	-	-	-	-	-	-	-	-	-	-	-	-	-	-	-	-	-	-	-	-	-	-	-	-	-	5-M.	-	-	-	-	-	-	-	-	-	-	-	-	-	-	-	-	-	-	-	-	-	-	-	-	-	-	-	6-S.L.N.	-	-	-	-	-	-	-	-	-	-	-	-	-	-	-	-	-	-	-	-	-	-	-	-	-	-	-	7-L.N.	-	-	-	-	-	-	-	-	-	-	-	-	-	-	-	-	-	-	-	-	-	-	-	-	-	-	-	Total	-	-	-	-	-	-	-	-	-	-	-	-	-	-	-	-	-	-	-	-	-	-	-	-	-	-	-	Gray:																												3-G.M.	-	-	-	-	-	-	-	-	-	-	-	-	-	-	-	-	-	-	-	-	-	-	-	-	-	-	-	4-S.M.	-	-	-	-	-	-	-	-	-	-	-	-	-	-	-	-	-	-	-	-	-	-	-	-	-	-	-	5-M.	-	-	-	-	-	-	-	-	-	-	-	-	-	-	-	-	-	-	-	-	-	-	-	-	-	-	-	6-S.L.N.	-	-	-	-	-	-	-	-	-	-	-	-	-	-	-	-	-	-	-	-	-	-	-	-	-	-	-	7-L.N.	-	-	-	-	-	-	-	-	-	-	-	-	-	-	-	-	-	-	-	-	-	-	-	-	-	-	-	Total	-	-	-	-	-	-	-	-	-	-	-	-	-	-	-	-	-	-	-	-	-	-	-	-	-	-	-	Below Grade	10		20		70		10		10		10		10		10		10		10		10		10		120		-	All grades	10		60		150		5,250		21,300		118,140		356,324		122,230		600		310		200		160		230		1/ 641,644	100.0	All grades	Percent	Percent	Percent	Percent	Percent	Percent	Percent	Percent	Percent	Percent	Percent	Percent	Percent	Percent	Percent	Percent	Percent	Percent	Percent	Percent	Percent	Percent	Percent	Percent	Percent	Percent	Percent		10	60	150	5,250	21,300	118,140	356,324	122,230	600	310	200	160	230	1/ 641,644	100.0	Percentage rough preparation	5.8																											Grade index	56.5																											Average staple length	32.9																																																																																																																																																																																																																																																																																																																																																																										
4-S.M.	-	-	-	-	-	-	-	-	-	-	-	-	-	-	-	-	-	-	-	-	-	-	-	-	-	-	-	5-M.	-	-	-	-	-	-	-	-	-	-	-	-	-	-	-	-	-	-	-	-	-	-	-	-	-	-	-	6-S.L.N.	-	-	-	-	-	-	-	-	-	-	-	-	-	-	-	-	-	-	-	-	-	-	-	-	-	-	-	7-L.N.	-	-	-	-	-	-	-	-	-	-	-	-	-	-	-	-	-	-	-	-	-	-	-	-	-	-	-	Total	20		30		1,010		4,710		25,770		39,270		9,580		30		40		10		10		-		81,010		12.6	Tinged:																												3-G.M.	-	-	-	-	-	-	-	-	-	-	-	-	-	-	-	-	-	-	-	-	-	-	-	-	-	-	-	4-S.M.	-	-	-	-	-	-	-	-	-	-	-	-	-	-	-	-	-	-	-	-	-	-	-	-	-	-	-	5-M.	-	-	-	-	-	-	-	-	-	-	-	-	-	-	-	-	-	-	-	-	-	-	-	-	-	-	-	6-S.L.N.	-	-	-	-	-	-	-	-	-	-	-	-	-	-	-	-	-	-	-	-	-	-	-	-	-	-	-	7-L.N.	-	-	-	-	-	-	-	-	-	-	-	-	-	-	-	-	-	-	-	-	-	-	-	-	-	-	-	Total	-	-	-	-	-	-	-	-	-	-	-	-	-	-	-	-	-	-	-	-	-	-	-	-	-	-	-	Gray:																												3-G.M.	-	-	-	-	-	-	-	-	-	-	-	-	-	-	-	-	-	-	-	-	-	-	-	-	-	-	-	4-S.M.	-	-	-	-	-	-	-	-	-	-	-	-	-	-	-	-	-	-	-	-	-	-	-	-	-	-	-	5-M.	-	-	-	-	-	-	-	-	-	-	-	-	-	-	-	-	-	-	-	-	-	-	-	-	-	-	-	6-S.L.N.	-	-	-	-	-	-	-	-	-	-	-	-	-	-	-	-	-	-	-	-	-	-	-	-	-	-	-	7-L.N.	-	-	-	-	-	-	-	-	-	-	-	-	-	-	-	-	-	-	-	-	-	-	-	-	-	-	-	Total	-	-	-	-	-	-	-	-	-	-	-	-	-	-	-	-	-	-	-	-	-	-	-	-	-	-	-	Below Grade	10		20		70		10		10		10		10		10		10		10		10		10		120		-	All grades	10		60		150		5,250		21,300		118,140		356,324		122,230		600		310		200		160		230		1/ 641,644	100.0	All grades	Percent	Percent	Percent	Percent	Percent	Percent	Percent	Percent	Percent	Percent	Percent	Percent	Percent	Percent	Percent	Percent	Percent	Percent	Percent	Percent	Percent	Percent	Percent	Percent	Percent	Percent	Percent		10	60	150	5,250	21,300	118,140	356,324	122,230	600	310	200	160	230	1/ 641,644	100.0	Percentage rough preparation	5.8																											Grade index	56.5																											Average staple length	32.9																																																																																																																																																																																																																																																																																																																																																																																																						
5-M.	-	-	-	-	-	-	-	-	-	-	-	-	-	-	-	-	-	-	-	-	-	-	-	-	-	-	-	6-S.L.N.	-	-	-	-	-	-	-	-	-	-	-	-	-	-	-	-	-	-	-	-	-	-	-	-	-	-	-	7-L.N.	-	-	-	-	-	-	-	-	-	-	-	-	-	-	-	-	-	-	-	-	-	-	-	-	-	-	-	Total	20		30		1,010		4,710		25,770		39,270		9,580		30		40		10		10		-		81,010		12.6	Tinged:																												3-G.M.	-	-	-	-	-	-	-	-	-	-	-	-	-	-	-	-	-	-	-	-	-	-	-	-	-	-	-	4-S.M.	-	-	-	-	-	-	-	-	-	-	-	-	-	-	-	-	-	-	-	-	-	-	-	-	-	-	-	5-M.	-	-	-	-	-	-	-	-	-	-	-	-	-	-	-	-	-	-	-	-	-	-	-	-	-	-	-	6-S.L.N.	-	-	-	-	-	-	-	-	-	-	-	-	-	-	-	-	-	-	-	-	-	-	-	-	-	-	-	7-L.N.	-	-	-	-	-	-	-	-	-	-	-	-	-	-	-	-	-	-	-	-	-	-	-	-	-	-	-	Total	-	-	-	-	-	-	-	-	-	-	-	-	-	-	-	-	-	-	-	-	-	-	-	-	-	-	-	Gray:																												3-G.M.	-	-	-	-	-	-	-	-	-	-	-	-	-	-	-	-	-	-	-	-	-	-	-	-	-	-	-	4-S.M.	-	-	-	-	-	-	-	-	-	-	-	-	-	-	-	-	-	-	-	-	-	-	-	-	-	-	-	5-M.	-	-	-	-	-	-	-	-	-	-	-	-	-	-	-	-	-	-	-	-	-	-	-	-	-	-	-	6-S.L.N.	-	-	-	-	-	-	-	-	-	-	-	-	-	-	-	-	-	-	-	-	-	-	-	-	-	-	-	7-L.N.	-	-	-	-	-	-	-	-	-	-	-	-	-	-	-	-	-	-	-	-	-	-	-	-	-	-	-	Total	-	-	-	-	-	-	-	-	-	-	-	-	-	-	-	-	-	-	-	-	-	-	-	-	-	-	-	Below Grade	10		20		70		10		10		10		10		10		10		10		10		10		120		-	All grades	10		60		150		5,250		21,300		118,140		356,324		122,230		600		310		200		160		230		1/ 641,644	100.0	All grades	Percent	Percent	Percent	Percent	Percent	Percent	Percent	Percent	Percent	Percent	Percent	Percent	Percent	Percent	Percent	Percent	Percent	Percent	Percent	Percent	Percent	Percent	Percent	Percent	Percent	Percent	Percent		10	60	150	5,250	21,300	118,140	356,324	122,230	600	310	200	160	230	1/ 641,644	100.0	Percentage rough preparation	5.8																											Grade index	56.5																											Average staple length	32.9																																																																																																																																																																																																																																																																																																																																																																																																																																		
6-S.L.N.	-	-	-	-	-	-	-	-	-	-	-	-	-	-	-	-	-	-	-	-	-	-	-	-	-	-	-	7-L.N.	-	-	-	-	-	-	-	-	-	-	-	-	-	-	-	-	-	-	-	-	-	-	-	-	-	-	-	Total	20		30		1,010		4,710		25,770		39,270		9,580		30		40		10		10		-		81,010		12.6	Tinged:																												3-G.M.	-	-	-	-	-	-	-	-	-	-	-	-	-	-	-	-	-	-	-	-	-	-	-	-	-	-	-	4-S.M.	-	-	-	-	-	-	-	-	-	-	-	-	-	-	-	-	-	-	-	-	-	-	-	-	-	-	-	5-M.	-	-	-	-	-	-	-	-	-	-	-	-	-	-	-	-	-	-	-	-	-	-	-	-	-	-	-	6-S.L.N.	-	-	-	-	-	-	-	-	-	-	-	-	-	-	-	-	-	-	-	-	-	-	-	-	-	-	-	7-L.N.	-	-	-	-	-	-	-	-	-	-	-	-	-	-	-	-	-	-	-	-	-	-	-	-	-	-	-	Total	-	-	-	-	-	-	-	-	-	-	-	-	-	-	-	-	-	-	-	-	-	-	-	-	-	-	-	Gray:																												3-G.M.	-	-	-	-	-	-	-	-	-	-	-	-	-	-	-	-	-	-	-	-	-	-	-	-	-	-	-	4-S.M.	-	-	-	-	-	-	-	-	-	-	-	-	-	-	-	-	-	-	-	-	-	-	-	-	-	-	-	5-M.	-	-	-	-	-	-	-	-	-	-	-	-	-	-	-	-	-	-	-	-	-	-	-	-	-	-	-	6-S.L.N.	-	-	-	-	-	-	-	-	-	-	-	-	-	-	-	-	-	-	-	-	-	-	-	-	-	-	-	7-L.N.	-	-	-	-	-	-	-	-	-	-	-	-	-	-	-	-	-	-	-	-	-	-	-	-	-	-	-	Total	-	-	-	-	-	-	-	-	-	-	-	-	-	-	-	-	-	-	-	-	-	-	-	-	-	-	-	Below Grade	10		20		70		10		10		10		10		10		10		10		10		10		120		-	All grades	10		60		150		5,250		21,300		118,140		356,324		122,230		600		310		200		160		230		1/ 641,644	100.0	All grades	Percent	Percent	Percent	Percent	Percent	Percent	Percent	Percent	Percent	Percent	Percent	Percent	Percent	Percent	Percent	Percent	Percent	Percent	Percent	Percent	Percent	Percent	Percent	Percent	Percent	Percent	Percent		10	60	150	5,250	21,300	118,140	356,324	122,230	600	310	200	160	230	1/ 641,644	100.0	Percentage rough preparation	5.8																											Grade index	56.5																											Average staple length	32.9																																																																																																																																																																																																																																																																																																																																																																																																																																																														
7-L.N.	-	-	-	-	-	-	-	-	-	-	-	-	-	-	-	-	-	-	-	-	-	-	-	-	-	-	-	Total	20		30		1,010		4,710		25,770		39,270		9,580		30		40		10		10		-		81,010		12.6	Tinged:																												3-G.M.	-	-	-	-	-	-	-	-	-	-	-	-	-	-	-	-	-	-	-	-	-	-	-	-	-	-	-	4-S.M.	-	-	-	-	-	-	-	-	-	-	-	-	-	-	-	-	-	-	-	-	-	-	-	-	-	-	-	5-M.	-	-	-	-	-	-	-	-	-	-	-	-	-	-	-	-	-	-	-	-	-	-	-	-	-	-	-	6-S.L.N.	-	-	-	-	-	-	-	-	-	-	-	-	-	-	-	-	-	-	-	-	-	-	-	-	-	-	-	7-L.N.	-	-	-	-	-	-	-	-	-	-	-	-	-	-	-	-	-	-	-	-	-	-	-	-	-	-	-	Total	-	-	-	-	-	-	-	-	-	-	-	-	-	-	-	-	-	-	-	-	-	-	-	-	-	-	-	Gray:																												3-G.M.	-	-	-	-	-	-	-	-	-	-	-	-	-	-	-	-	-	-	-	-	-	-	-	-	-	-	-	4-S.M.	-	-	-	-	-	-	-	-	-	-	-	-	-	-	-	-	-	-	-	-	-	-	-	-	-	-	-	5-M.	-	-	-	-	-	-	-	-	-	-	-	-	-	-	-	-	-	-	-	-	-	-	-	-	-	-	-	6-S.L.N.	-	-	-	-	-	-	-	-	-	-	-	-	-	-	-	-	-	-	-	-	-	-	-	-	-	-	-	7-L.N.	-	-	-	-	-	-	-	-	-	-	-	-	-	-	-	-	-	-	-	-	-	-	-	-	-	-	-	Total	-	-	-	-	-	-	-	-	-	-	-	-	-	-	-	-	-	-	-	-	-	-	-	-	-	-	-	Below Grade	10		20		70		10		10		10		10		10		10		10		10		10		120		-	All grades	10		60		150		5,250		21,300		118,140		356,324		122,230		600		310		200		160		230		1/ 641,644	100.0	All grades	Percent	Percent	Percent	Percent	Percent	Percent	Percent	Percent	Percent	Percent	Percent	Percent	Percent	Percent	Percent	Percent	Percent	Percent	Percent	Percent	Percent	Percent	Percent	Percent	Percent	Percent	Percent		10	60	150	5,250	21,300	118,140	356,324	122,230	600	310	200	160	230	1/ 641,644	100.0	Percentage rough preparation	5.8																											Grade index	56.5																											Average staple length	32.9																																																																																																																																																																																																																																																																																																																																																																																																																																																																																										
Total	20		30		1,010		4,710		25,770		39,270		9,580		30		40		10		10		-		81,010		12.6																																																																																																																																																																																																																																																																																																																																																																																																																																																																																																																																																																																																																																																																																																																																																																																																																																																																																																																																																																																																																																																																																													
Tinged:																												3-G.M.	-	-	-	-	-	-	-	-	-	-	-	-	-	-	-	-	-	-	-	-	-	-	-	-	-	-	-	4-S.M.	-	-	-	-	-	-	-	-	-	-	-	-	-	-	-	-	-	-	-	-	-	-	-	-	-	-	-	5-M.	-	-	-	-	-	-	-	-	-	-	-	-	-	-	-	-	-	-	-	-	-	-	-	-	-	-	-	6-S.L.N.	-	-	-	-	-	-	-	-	-	-	-	-	-	-	-	-	-	-	-	-	-	-	-	-	-	-	-	7-L.N.	-	-	-	-	-	-	-	-	-	-	-	-	-	-	-	-	-	-	-	-	-	-	-	-	-	-	-	Total	-	-	-	-	-	-	-	-	-	-	-	-	-	-	-	-	-	-	-	-	-	-	-	-	-	-	-	Gray:																												3-G.M.	-	-	-	-	-	-	-	-	-	-	-	-	-	-	-	-	-	-	-	-	-	-	-	-	-	-	-	4-S.M.	-	-	-	-	-	-	-	-	-	-	-	-	-	-	-	-	-	-	-	-	-	-	-	-	-	-	-	5-M.	-	-	-	-	-	-	-	-	-	-	-	-	-	-	-	-	-	-	-	-	-	-	-	-	-	-	-	6-S.L.N.	-	-	-	-	-	-	-	-	-	-	-	-	-	-	-	-	-	-	-	-	-	-	-	-	-	-	-	7-L.N.	-	-	-	-	-	-	-	-	-	-	-	-	-	-	-	-	-	-	-	-	-	-	-	-	-	-	-	Total	-	-	-	-	-	-	-	-	-	-	-	-	-	-	-	-	-	-	-	-	-	-	-	-	-	-	-	Below Grade	10		20		70		10		10		10		10		10		10		10		10		10		120		-	All grades	10		60		150		5,250		21,300		118,140		356,324		122,230		600		310		200		160		230		1/ 641,644	100.0	All grades	Percent	Percent	Percent	Percent	Percent	Percent	Percent	Percent	Percent	Percent	Percent	Percent	Percent	Percent	Percent	Percent	Percent	Percent	Percent	Percent	Percent	Percent	Percent	Percent	Percent	Percent	Percent		10	60	150	5,250	21,300	118,140	356,324	122,230	600	310	200	160	230	1/ 641,644	100.0	Percentage rough preparation	5.8																											Grade index	56.5																											Average staple length	32.9																																																																																																																																																																																																																																																																																																																																																																																																																																																																																																																																																		
3-G.M.	-	-	-	-	-	-	-	-	-	-	-	-	-	-	-	-	-	-	-	-	-	-	-	-	-	-	-	4-S.M.	-	-	-	-	-	-	-	-	-	-	-	-	-	-	-	-	-	-	-	-	-	-	-	-	-	-	-	5-M.	-	-	-	-	-	-	-	-	-	-	-	-	-	-	-	-	-	-	-	-	-	-	-	-	-	-	-	6-S.L.N.	-	-	-	-	-	-	-	-	-	-	-	-	-	-	-	-	-	-	-	-	-	-	-	-	-	-	-	7-L.N.	-	-	-	-	-	-	-	-	-	-	-	-	-	-	-	-	-	-	-	-	-	-	-	-	-	-	-	Total	-	-	-	-	-	-	-	-	-	-	-	-	-	-	-	-	-	-	-	-	-	-	-	-	-	-	-	Gray:																												3-G.M.	-	-	-	-	-	-	-	-	-	-	-	-	-	-	-	-	-	-	-	-	-	-	-	-	-	-	-	4-S.M.	-	-	-	-	-	-	-	-	-	-	-	-	-	-	-	-	-	-	-	-	-	-	-	-	-	-	-	5-M.	-	-	-	-	-	-	-	-	-	-	-	-	-	-	-	-	-	-	-	-	-	-	-	-	-	-	-	6-S.L.N.	-	-	-	-	-	-	-	-	-	-	-	-	-	-	-	-	-	-	-	-	-	-	-	-	-	-	-	7-L.N.	-	-	-	-	-	-	-	-	-	-	-	-	-	-	-	-	-	-	-	-	-	-	-	-	-	-	-	Total	-	-	-	-	-	-	-	-	-	-	-	-	-	-	-	-	-	-	-	-	-	-	-	-	-	-	-	Below Grade	10		20		70		10		10		10		10		10		10		10		10		10		120		-	All grades	10		60		150		5,250		21,300		118,140		356,324		122,230		600		310		200		160		230		1/ 641,644	100.0	All grades	Percent	Percent	Percent	Percent	Percent	Percent	Percent	Percent	Percent	Percent	Percent	Percent	Percent	Percent	Percent	Percent	Percent	Percent	Percent	Percent	Percent	Percent	Percent	Percent	Percent	Percent	Percent		10	60	150	5,250	21,300	118,140	356,324	122,230	600	310	200	160	230	1/ 641,644	100.0	Percentage rough preparation	5.8																											Grade index	56.5																											Average staple length	32.9																																																																																																																																																																																																																																																																																																																																																																																																																																																																																																																																																																														
4-S.M.	-	-	-	-	-	-	-	-	-	-	-	-	-	-	-	-	-	-	-	-	-	-	-	-	-	-	-	5-M.	-	-	-	-	-	-	-	-	-	-	-	-	-	-	-	-	-	-	-	-	-	-	-	-	-	-	-	6-S.L.N.	-	-	-	-	-	-	-	-	-	-	-	-	-	-	-	-	-	-	-	-	-	-	-	-	-	-	-	7-L.N.	-	-	-	-	-	-	-	-	-	-	-	-	-	-	-	-	-	-	-	-	-	-	-	-	-	-	-	Total	-	-	-	-	-	-	-	-	-	-	-	-	-	-	-	-	-	-	-	-	-	-	-	-	-	-	-	Gray:																												3-G.M.	-	-	-	-	-	-	-	-	-	-	-	-	-	-	-	-	-	-	-	-	-	-	-	-	-	-	-	4-S.M.	-	-	-	-	-	-	-	-	-	-	-	-	-	-	-	-	-	-	-	-	-	-	-	-	-	-	-	5-M.	-	-	-	-	-	-	-	-	-	-	-	-	-	-	-	-	-	-	-	-	-	-	-	-	-	-	-	6-S.L.N.	-	-	-	-	-	-	-	-	-	-	-	-	-	-	-	-	-	-	-	-	-	-	-	-	-	-	-	7-L.N.	-	-	-	-	-	-	-	-	-	-	-	-	-	-	-	-	-	-	-	-	-	-	-	-	-	-	-	Total	-	-	-	-	-	-	-	-	-	-	-	-	-	-	-	-	-	-	-	-	-	-	-	-	-	-	-	Below Grade	10		20		70		10		10		10		10		10		10		10		10		10		120		-	All grades	10		60		150		5,250		21,300		118,140		356,324		122,230		600		310		200		160		230		1/ 641,644	100.0	All grades	Percent	Percent	Percent	Percent	Percent	Percent	Percent	Percent	Percent	Percent	Percent	Percent	Percent	Percent	Percent	Percent	Percent	Percent	Percent	Percent	Percent	Percent	Percent	Percent	Percent	Percent	Percent		10	60	150	5,250	21,300	118,140	356,324	122,230	600	310	200	160	230	1/ 641,644	100.0	Percentage rough preparation	5.8																											Grade index	56.5																											Average staple length	32.9																																																																																																																																																																																																																																																																																																																																																																																																																																																																																																																																																																																																										
5-M.	-	-	-	-	-	-	-	-	-	-	-	-	-	-	-	-	-	-	-	-	-	-	-	-	-	-	-	6-S.L.N.	-	-	-	-	-	-	-	-	-	-	-	-	-	-	-	-	-	-	-	-	-	-	-	-	-	-	-	7-L.N.	-	-	-	-	-	-	-	-	-	-	-	-	-	-	-	-	-	-	-	-	-	-	-	-	-	-	-	Total	-	-	-	-	-	-	-	-	-	-	-	-	-	-	-	-	-	-	-	-	-	-	-	-	-	-	-	Gray:																												3-G.M.	-	-	-	-	-	-	-	-	-	-	-	-	-	-	-	-	-	-	-	-	-	-	-	-	-	-	-	4-S.M.	-	-	-	-	-	-	-	-	-	-	-	-	-	-	-	-	-	-	-	-	-	-	-	-	-	-	-	5-M.	-	-	-	-	-	-	-	-	-	-	-	-	-	-	-	-	-	-	-	-	-	-	-	-	-	-	-	6-S.L.N.	-	-	-	-	-	-	-	-	-	-	-	-	-	-	-	-	-	-	-	-	-	-	-	-	-	-	-	7-L.N.	-	-	-	-	-	-	-	-	-	-	-	-	-	-	-	-	-	-	-	-	-	-	-	-	-	-	-	Total	-	-	-	-	-	-	-	-	-	-	-	-	-	-	-	-	-	-	-	-	-	-	-	-	-	-	-	Below Grade	10		20		70		10		10		10		10		10		10		10		10		10		120		-	All grades	10		60		150		5,250		21,300		118,140		356,324		122,230		600		310		200		160		230		1/ 641,644	100.0	All grades	Percent	Percent	Percent	Percent	Percent	Percent	Percent	Percent	Percent	Percent	Percent	Percent	Percent	Percent	Percent	Percent	Percent	Percent	Percent	Percent	Percent	Percent	Percent	Percent	Percent	Percent	Percent		10	60	150	5,250	21,300	118,140	356,324	122,230	600	310	200	160	230	1/ 641,644	100.0	Percentage rough preparation	5.8																											Grade index	56.5																											Average staple length	32.9																																																																																																																																																																																																																																																																																																																																																																																																																																																																																																																																																																																																																																						
6-S.L.N.	-	-	-	-	-	-	-	-	-	-	-	-	-	-	-	-	-	-	-	-	-	-	-	-	-	-	-	7-L.N.	-	-	-	-	-	-	-	-	-	-	-	-	-	-	-	-	-	-	-	-	-	-	-	-	-	-	-	Total	-	-	-	-	-	-	-	-	-	-	-	-	-	-	-	-	-	-	-	-	-	-	-	-	-	-	-	Gray:																												3-G.M.	-	-	-	-	-	-	-	-	-	-	-	-	-	-	-	-	-	-	-	-	-	-	-	-	-	-	-	4-S.M.	-	-	-	-	-	-	-	-	-	-	-	-	-	-	-	-	-	-	-	-	-	-	-	-	-	-	-	5-M.	-	-	-	-	-	-	-	-	-	-	-	-	-	-	-	-	-	-	-	-	-	-	-	-	-	-	-	6-S.L.N.	-	-	-	-	-	-	-	-	-	-	-	-	-	-	-	-	-	-	-	-	-	-	-	-	-	-	-	7-L.N.	-	-	-	-	-	-	-	-	-	-	-	-	-	-	-	-	-	-	-	-	-	-	-	-	-	-	-	Total	-	-	-	-	-	-	-	-	-	-	-	-	-	-	-	-	-	-	-	-	-	-	-	-	-	-	-	Below Grade	10		20		70		10		10		10		10		10		10		10		10		10		120		-	All grades	10		60		150		5,250		21,300		118,140		356,324		122,230		600		310		200		160		230		1/ 641,644	100.0	All grades	Percent	Percent	Percent	Percent	Percent	Percent	Percent	Percent	Percent	Percent	Percent	Percent	Percent	Percent	Percent	Percent	Percent	Percent	Percent	Percent	Percent	Percent	Percent	Percent	Percent	Percent	Percent		10	60	150	5,250	21,300	118,140	356,324	122,230	600	310	200	160	230	1/ 641,644	100.0	Percentage rough preparation	5.8																											Grade index	56.5																											Average staple length	32.9																																																																																																																																																																																																																																																																																																																																																																																																																																																																																																																																																																																																																																																																		
7-L.N.	-	-	-	-	-	-	-	-	-	-	-	-	-	-	-	-	-	-	-	-	-	-	-	-	-	-	-	Total	-	-	-	-	-	-	-	-	-	-	-	-	-	-	-	-	-	-	-	-	-	-	-	-	-	-	-	Gray:																												3-G.M.	-	-	-	-	-	-	-	-	-	-	-	-	-	-	-	-	-	-	-	-	-	-	-	-	-	-	-	4-S.M.	-	-	-	-	-	-	-	-	-	-	-	-	-	-	-	-	-	-	-	-	-	-	-	-	-	-	-	5-M.	-	-	-	-	-	-	-	-	-	-	-	-	-	-	-	-	-	-	-	-	-	-	-	-	-	-	-	6-S.L.N.	-	-	-	-	-	-	-	-	-	-	-	-	-	-	-	-	-	-	-	-	-	-	-	-	-	-	-	7-L.N.	-	-	-	-	-	-	-	-	-	-	-	-	-	-	-	-	-	-	-	-	-	-	-	-	-	-	-	Total	-	-	-	-	-	-	-	-	-	-	-	-	-	-	-	-	-	-	-	-	-	-	-	-	-	-	-	Below Grade	10		20		70		10		10		10		10		10		10		10		10		10		120		-	All grades	10		60		150		5,250		21,300		118,140		356,324		122,230		600		310		200		160		230		1/ 641,644	100.0	All grades	Percent	Percent	Percent	Percent	Percent	Percent	Percent	Percent	Percent	Percent	Percent	Percent	Percent	Percent	Percent	Percent	Percent	Percent	Percent	Percent	Percent	Percent	Percent	Percent	Percent	Percent	Percent		10	60	150	5,250	21,300	118,140	356,324	122,230	600	310	200	160	230	1/ 641,644	100.0	Percentage rough preparation	5.8																											Grade index	56.5																											Average staple length	32.9																																																																																																																																																																																																																																																																																																																																																																																																																																																																																																																																																																																																																																																																																														
Total	-	-	-	-	-	-	-	-	-	-	-	-	-	-	-	-	-	-	-	-	-	-	-	-	-	-	-																																																																																																																																																																																																																																																																																																																																																																																																																																																																																																																																																																																																																																																																																																																																																																																																																																																																																																																																																																																																																																																																																													
Gray:																												3-G.M.	-	-	-	-	-	-	-	-	-	-	-	-	-	-	-	-	-	-	-	-	-	-	-	-	-	-	-	4-S.M.	-	-	-	-	-	-	-	-	-	-	-	-	-	-	-	-	-	-	-	-	-	-	-	-	-	-	-	5-M.	-	-	-	-	-	-	-	-	-	-	-	-	-	-	-	-	-	-	-	-	-	-	-	-	-	-	-	6-S.L.N.	-	-	-	-	-	-	-	-	-	-	-	-	-	-	-	-	-	-	-	-	-	-	-	-	-	-	-	7-L.N.	-	-	-	-	-	-	-	-	-	-	-	-	-	-	-	-	-	-	-	-	-	-	-	-	-	-	-	Total	-	-	-	-	-	-	-	-	-	-	-	-	-	-	-	-	-	-	-	-	-	-	-	-	-	-	-	Below Grade	10		20		70		10		10		10		10		10		10		10		10		10		120		-	All grades	10		60		150		5,250		21,300		118,140		356,324		122,230		600		310		200		160		230		1/ 641,644	100.0	All grades	Percent	Percent	Percent	Percent	Percent	Percent	Percent	Percent	Percent	Percent	Percent	Percent	Percent	Percent	Percent	Percent	Percent	Percent	Percent	Percent	Percent	Percent	Percent	Percent	Percent	Percent	Percent		10	60	150	5,250	21,300	118,140	356,324	122,230	600	310	200	160	230	1/ 641,644	100.0	Percentage rough preparation	5.8																											Grade index	56.5																											Average staple length	32.9																																																																																																																																																																																																																																																																																																																																																																																																																																																																																																																																																																																																																																																																																																																																																						
3-G.M.	-	-	-	-	-	-	-	-	-	-	-	-	-	-	-	-	-	-	-	-	-	-	-	-	-	-	-	4-S.M.	-	-	-	-	-	-	-	-	-	-	-	-	-	-	-	-	-	-	-	-	-	-	-	-	-	-	-	5-M.	-	-	-	-	-	-	-	-	-	-	-	-	-	-	-	-	-	-	-	-	-	-	-	-	-	-	-	6-S.L.N.	-	-	-	-	-	-	-	-	-	-	-	-	-	-	-	-	-	-	-	-	-	-	-	-	-	-	-	7-L.N.	-	-	-	-	-	-	-	-	-	-	-	-	-	-	-	-	-	-	-	-	-	-	-	-	-	-	-	Total	-	-	-	-	-	-	-	-	-	-	-	-	-	-	-	-	-	-	-	-	-	-	-	-	-	-	-	Below Grade	10		20		70		10		10		10		10		10		10		10		10		10		120		-	All grades	10		60		150		5,250		21,300		118,140		356,324		122,230		600		310		200		160		230		1/ 641,644	100.0	All grades	Percent	Percent	Percent	Percent	Percent	Percent	Percent	Percent	Percent	Percent	Percent	Percent	Percent	Percent	Percent	Percent	Percent	Percent	Percent	Percent	Percent	Percent	Percent	Percent	Percent	Percent	Percent		10	60	150	5,250	21,300	118,140	356,324	122,230	600	310	200	160	230	1/ 641,644	100.0	Percentage rough preparation	5.8																											Grade index	56.5																											Average staple length	32.9																																																																																																																																																																																																																																																																																																																																																																																																																																																																																																																																																																																																																																																																																																																																																																																		
4-S.M.	-	-	-	-	-	-	-	-	-	-	-	-	-	-	-	-	-	-	-	-	-	-	-	-	-	-	-	5-M.	-	-	-	-	-	-	-	-	-	-	-	-	-	-	-	-	-	-	-	-	-	-	-	-	-	-	-	6-S.L.N.	-	-	-	-	-	-	-	-	-	-	-	-	-	-	-	-	-	-	-	-	-	-	-	-	-	-	-	7-L.N.	-	-	-	-	-	-	-	-	-	-	-	-	-	-	-	-	-	-	-	-	-	-	-	-	-	-	-	Total	-	-	-	-	-	-	-	-	-	-	-	-	-	-	-	-	-	-	-	-	-	-	-	-	-	-	-	Below Grade	10		20		70		10		10		10		10		10		10		10		10		10		120		-	All grades	10		60		150		5,250		21,300		118,140		356,324		122,230		600		310		200		160		230		1/ 641,644	100.0	All grades	Percent	Percent	Percent	Percent	Percent	Percent	Percent	Percent	Percent	Percent	Percent	Percent	Percent	Percent	Percent	Percent	Percent	Percent	Percent	Percent	Percent	Percent	Percent	Percent	Percent	Percent	Percent		10	60	150	5,250	21,300	118,140	356,324	122,230	600	310	200	160	230	1/ 641,644	100.0	Percentage rough preparation	5.8																											Grade index	56.5																											Average staple length	32.9																																																																																																																																																																																																																																																																																																																																																																																																																																																																																																																																																																																																																																																																																																																																																																																																														
5-M.	-	-	-	-	-	-	-	-	-	-	-	-	-	-	-	-	-	-	-	-	-	-	-	-	-	-	-	6-S.L.N.	-	-	-	-	-	-	-	-	-	-	-	-	-	-	-	-	-	-	-	-	-	-	-	-	-	-	-	7-L.N.	-	-	-	-	-	-	-	-	-	-	-	-	-	-	-	-	-	-	-	-	-	-	-	-	-	-	-	Total	-	-	-	-	-	-	-	-	-	-	-	-	-	-	-	-	-	-	-	-	-	-	-	-	-	-	-	Below Grade	10		20		70		10		10		10		10		10		10		10		10		10		120		-	All grades	10		60		150		5,250		21,300		118,140		356,324		122,230		600		310		200		160		230		1/ 641,644	100.0	All grades	Percent	Percent	Percent	Percent	Percent	Percent	Percent	Percent	Percent	Percent	Percent	Percent	Percent	Percent	Percent	Percent	Percent	Percent	Percent	Percent	Percent	Percent	Percent	Percent	Percent	Percent	Percent		10	60	150	5,250	21,300	118,140	356,324	122,230	600	310	200	160	230	1/ 641,644	100.0	Percentage rough preparation	5.8																											Grade index	56.5																											Average staple length	32.9																																																																																																																																																																																																																																																																																																																																																																																																																																																																																																																																																																																																																																																																																																																																																																																																																																										
6-S.L.N.	-	-	-	-	-	-	-	-	-	-	-	-	-	-	-	-	-	-	-	-	-	-	-	-	-	-	-	7-L.N.	-	-	-	-	-	-	-	-	-	-	-	-	-	-	-	-	-	-	-	-	-	-	-	-	-	-	-	Total	-	-	-	-	-	-	-	-	-	-	-	-	-	-	-	-	-	-	-	-	-	-	-	-	-	-	-	Below Grade	10		20		70		10		10		10		10		10		10		10		10		10		120		-	All grades	10		60		150		5,250		21,300		118,140		356,324		122,230		600		310		200		160		230		1/ 641,644	100.0	All grades	Percent	Percent	Percent	Percent	Percent	Percent	Percent	Percent	Percent	Percent	Percent	Percent	Percent	Percent	Percent	Percent	Percent	Percent	Percent	Percent	Percent	Percent	Percent	Percent	Percent	Percent	Percent		10	60	150	5,250	21,300	118,140	356,324	122,230	600	310	200	160	230	1/ 641,644	100.0	Percentage rough preparation	5.8																											Grade index	56.5																											Average staple length	32.9																																																																																																																																																																																																																																																																																																																																																																																																																																																																																																																																																																																																																																																																																																																																																																																																																																																																						
7-L.N.	-	-	-	-	-	-	-	-	-	-	-	-	-	-	-	-	-	-	-	-	-	-	-	-	-	-	-	Total	-	-	-	-	-	-	-	-	-	-	-	-	-	-	-	-	-	-	-	-	-	-	-	-	-	-	-	Below Grade	10		20		70		10		10		10		10		10		10		10		10		10		120		-	All grades	10		60		150		5,250		21,300		118,140		356,324		122,230		600		310		200		160		230		1/ 641,644	100.0	All grades	Percent	Percent	Percent	Percent	Percent	Percent	Percent	Percent	Percent	Percent	Percent	Percent	Percent	Percent	Percent	Percent	Percent	Percent	Percent	Percent	Percent	Percent	Percent	Percent	Percent	Percent	Percent		10	60	150	5,250	21,300	118,140	356,324	122,230	600	310	200	160	230	1/ 641,644	100.0	Percentage rough preparation	5.8																											Grade index	56.5																											Average staple length	32.9																																																																																																																																																																																																																																																																																																																																																																																																																																																																																																																																																																																																																																																																																																																																																																																																																																																																																																		
Total	-	-	-	-	-	-	-	-	-	-	-	-	-	-	-	-	-	-	-	-	-	-	-	-	-	-	-																																																																																																																																																																																																																																																																																																																																																																																																																																																																																																																																																																																																																																																																																																																																																																																																																																																																																																																																																																																																																																																																																													
Below Grade	10		20		70		10		10		10		10		10		10		10		10		10		120		-																																																																																																																																																																																																																																																																																																																																																																																																																																																																																																																																																																																																																																																																																																																																																																																																																																																																																																																																																																																																																																																																																													
All grades	10		60		150		5,250		21,300		118,140		356,324		122,230		600		310		200		160		230		1/ 641,644	100.0																																																																																																																																																																																																																																																																																																																																																																																																																																																																																																																																																																																																																																																																																																																																																																																																																																																																																																																																																																																																																																																																																												
All grades	Percent	Percent	Percent	Percent	Percent	Percent	Percent	Percent	Percent	Percent	Percent	Percent	Percent	Percent	Percent	Percent	Percent	Percent	Percent	Percent	Percent	Percent	Percent	Percent	Percent	Percent	Percent																																																																																																																																																																																																																																																																																																																																																																																																																																																																																																																																																																																																																																																																																																																																																																																																																																																																																																																																																																																																																																																																																													
	10	60	150	5,250	21,300	118,140	356,324	122,230	600	310	200	160	230	1/ 641,644	100.0																																																																																																																																																																																																																																																																																																																																																																																																																																																																																																																																																																																																																																																																																																																																																																																																																																																																																																																																																																																																																																																																																																									
Percentage rough preparation	5.8																																																																																																																																																																																																																																																																																																																																																																																																																																																																																																																																																																																																																																																																																																																																																																																																																																																																																																																																																																																																																																																																																																																							
Grade index	56.5																																																																																																																																																																																																																																																																																																																																																																																																																																																																																																																																																																																																																																																																																																																																																																																																																																																																																																																																																																																																																																																																																																																							
Average staple length	32.9																																																																																																																																																																																																																																																																																																																																																																																																																																																																																																																																																																																																																																																																																																																																																																																																																																																																																																																																																																																																																																																																																																																							

1/ As reported by the Bureau of the Census, running bales, listers excluded.
 * Less than 0.05 percent.

Table 26.—Grade and staple length of upland cotton ginned in Tennessee, 1947-48

Grade	15/16 inch and shorter		7/8 inch		29/32 inch		15/16 inch		31/32 inch		1 inch		1-1/32 inches		1-1/16 inches		1-3/32 inches		1-1/8 inches		1-5/32 inches		1-7/32 inches		11-1/4 inches and longer		
	Bales	Percent	Bales	Percent	Bales	Percent	Bales	Percent	Bales	Percent	Bales	Percent	Bales	Percent	Bales	Percent	Bales	Percent	Bales	Percent	Bales	Percent	Bales	Percent	Bales	Percent	
Whites:																											
1-M.F.	-	-	-	-	-	-	-	-	-	-	-	-	-	-	-	-	-	-	-	-	-	-	-	-	-	-	-
2-S.G.M.	-	-	-	-	-	-	-	-	-	-	-	-	-	-	-	-	-	-	-	-	-	-	-	-	-	-	-
3-G.M.	20	130	60	80	80	70	50	100	510	180	10	10	10	10	10	10	10	10	10	10	10	10	10	10	10	10	
4-S.M.	2,180	6,010	2,810	6,010	4,310	15,910	16,280	1,120	27,840	16,280	1,120	10	10	10	10	10	10	10	10	10	10	10	10	10	10	10	
5-M.	1,290	5,440	3,250	8,690	7,670	21,072	100,230	18,490	51,530	100,230	18,490	160	10	10	10	10	10	10	10	10	10	10	10	10	10	10	
6-S.L.M.	170	1,120	750	1,460	1,040	7,890	25,400	2,740	120	25,400	2,740	60	10	10	10	10	10	10	10	10	10	10	10	10	10	10	
7-L.M.	130	890	230	1,430	890	6,090	2,090	690	7,180	2,090	690	210	10	10	10	10	10	10	10	10	10	10	10	10	10	10	
8-S.G.O.	10	240	20	1,650	740	8,400	7,100	2,930	1,100	210	10	10	10	10	10	10	10	10	10	10	10	10	10	10	10	10	
9-G.O.	-	-	30	540	180	1,100	210	1,100	210	1,100	210	10	10	10	10	10	10	10	10	10	10	10	10	10	10	10	
Total.	3,770	13,630	7,176	19,630	14,560	79,640	146,140	17,320	280	10	10	10	10	10	10	10	10	10	10	10	10	10	10	10	10	10	
Spotted:																											
3-G.N.	-	-	-	-	-	-	-	-	-	-	-	-	-	-	-	-	-	-	-	-	-	-	-	-	-	-	-
4-S.N.	20	60	230	150	20	30	80	20	30	80	20	20	20	20	20	20	20	20	20	20	20	20	20	20	20	20	
5-M.	60	710	1,070	3,630	3,850	5,930	1,360	20	20	20	20	20	20	20	20	20	20	20	20	20	20	20	20	20	20	20	
6-S.L.M.	20	230	70	270	270	5,180	3,630	760	10	10	10	10	10	10	10	10	10	10	10	10	10	10	10	10	10	10	
7-L.M.	-	80	20	850	70	5,640	4,080	400	20	20	20	20	20	20	20	20	20	20	20	20	20	20	20	20	20	20	
Total.	90	1,080	230	2,980	860	15,630	12,800	2,920	50	10	10	10	10	10	10	10	10	10	10	10	10	10	10	10	10	10	
Tinged:																											
3-G.M.	-	-	-	-	-	-	-	-	-	-	-	-	-	-	-	-	-	-	-	-	-	-	-	-	-	-	-
4-S.N.	-	-	-	-	-	-	-	-	-	-	-	-	-	-	-	-	-	-	-	-	-	-	-	-	-	-	-
5-M.	10	10	210	20	20	60	290	10	10	10	10	10	10	10	10	10	10	10	10	10	10	10	10	10	10	10	
6-S.L.M.	-	-	20	120	60	1,090	880	20	20	20	20	20	20	20	20	20	20	20	20	20	20	20	20	20	20	20	
7-L.M.	-	-	30	320	20	1,060	950	200	20	20	20	20	20	20	20	20	20	20	20	20	20	20	20	20	20	20	
Total.	10	60	650	110	2,450	2,890	280	20	20	20	20	20	20	20	20	20	20	20	20	20	20	20	20	20	20	20	
Yellow Stained:																											
3-G.N.	-	-	-	-	-	-	-	-	-	-	-	-	-	-	-	-	-	-	-	-	-	-	-	-	-	-	-
4-S.N.	-	-	-	-	-	-	-	-	-	-	-	-	-	-	-	-	-	-	-	-	-	-	-	-	-	-	-
5-M.	-	-	-	-	-	-	-	-	-	-	-	-	-	-	-	-	-	-	-	-	-	-	-	-	-	-	-
6-S.L.M.	-	-	-	-	-	-	-	-	-	-	-	-	-	-	-	-	-	-	-	-	-	-	-	-	-	-	-
7-L.M.	-	-	-	-	-	-	-	-	-	-	-	-	-	-	-	-	-	-	-	-	-	-	-	-	-	-	-
Total.	-	-	-	-	-	-	-	-	-	-	-	-	-	-	-	-	-	-	-	-	-	-	-	-	-	-	-
Gray:																											
3-G.M.	-	-	-	-	-	-	-	-	-	-	-	-	-	-	-	-	-	-	-	-	-	-	-	-	-	-	-
4-S.N.	-	-	-	-	-	-	-	-	-	-	-	-	-	-	-	-	-	-	-	-	-	-	-	-	-	-	-
5-M.	60	40	30	100	230	200	30	30	10	10	10	10	10	10	10	10	10	10	10	10	10	10	10	10	10	10	
6-S.L.M.	-	-	-	-	-	-	-	-	-	-	-	-	-	-	-	-	-	-	-	-	-	-	-	-	-	-	-
Total.	110	110	30	100	230	210	60	60	10	10	10	10	10	10	10	10	10	10	10	10	10	10	10	10	10	10	
Below Grade	-	-	10	-	120	-	280	170	20	-	-	-	-	-	-	-	-	-	-	-	-	-	-	-	-	-	-
All grades.	3,860	15,040	7,510	23,710	15,520	98,170	176,982	148,430	17,380	280	10	10	10	10	10	10	10	10	10	10	10	10	10	10	10	10	
All grades.	0.8	3.0	1.5	4.7	5.1	19.4	34.6	29.2	3.4	0.1	-	-	-	-	-	-	-	-	-	-	-	-	-	-	-	-	
Percentage rough preparation. 1.0 Grade index. 96.7 Average staple length. 35.7																											

1/ As reported by the Bureau of the Census, running bales, linters excluded.
 * Less than 0.06 percent.

Table 28.—Grade and staple length of upland cotton ginned in Virginia, 1947-48

Grade	15/16 inch and shorter		7/8 inch		29/32 inch		15/16 inch		31/32 inch		1 inch		1-1/32 inches		1-1/16 inches		1-3/32 inches		1-1/8 inches		1-5/32 inches		1-7/32 inches		1-1/4 inches and longer		All lengths	
	Bales	Percent	Bales	Percent	Bales	Percent	Bales	Percent	Bales	Percent	Bales	Percent	Bales	Percent	Bales	Percent	Bales	Percent	Bales	Percent	Bales	Percent	Bales	Percent	Bales	Percent		Bales
White:																												
1-M.F.	-	-	-	-	-	-	-	-	-	-	-	-	-	-	-	-	-	-	-	-	-	-	-	-	-	-	-	-
2-S.O.M.	-	-	-	-	-	-	-	-	-	-	-	-	-	-	-	-	-	-	-	-	-	-	-	-	-	-	-	-
3-O.M.	-	-	-	-	-	-	-	-	-	-	-	-	-	-	-	-	-	-	-	-	-	-	-	-	-	-	-	-
4-S.M.	-	-	-	-	-	-	-	-	-	-	-	-	-	-	-	-	-	-	-	-	-	-	-	-	-	-	-	-
5-M.	-	-	-	-	-	-	-	-	-	-	-	-	-	-	-	-	-	-	-	-	-	-	-	-	-	-	-	-
6-S.L.M.	-	-	-	-	-	-	-	-	-	-	-	-	-	-	-	-	-	-	-	-	-	-	-	-	-	-	-	-
7-L.M.	-	-	-	-	-	-	-	-	-	-	-	-	-	-	-	-	-	-	-	-	-	-	-	-	-	-	-	-
8-S.G.O.	-	-	-	-	-	-	-	-	-	-	-	-	-	-	-	-	-	-	-	-	-	-	-	-	-	-	-	-
9-G.O.	-	-	-	-	-	-	-	-	-	-	-	-	-	-	-	-	-	-	-	-	-	-	-	-	-	-	-	-
Total	-	-	-	-	-	-	-	-	-	-	-	-	-	-	-	-	-	-	-	-	-	-	-	-	-	-	-	-
Spotted:																												
2-O.M.	-	-	-	-	-	-	-	-	-	-	-	-	-	-	-	-	-	-	-	-	-	-	-	-	-	-	-	-
4-S.M.	-	-	-	-	-	-	-	-	-	-	-	-	-	-	-	-	-	-	-	-	-	-	-	-	-	-	-	-
5-M.	-	-	-	-	-	-	-	-	-	-	-	-	-	-	-	-	-	-	-	-	-	-	-	-	-	-	-	-
6-S.L.M.	-	-	-	-	-	-	-	-	-	-	-	-	-	-	-	-	-	-	-	-	-	-	-	-	-	-	-	-
7-L.M.	-	-	-	-	-	-	-	-	-	-	-	-	-	-	-	-	-	-	-	-	-	-	-	-	-	-	-	-
Total	-	-	-	-	-	-	-	-	-	-	-	-	-	-	-	-	-	-	-	-	-	-	-	-	-	-	-	-
All grades	-	-	-	-	-	-	-	-	-	-	-	-	-	-	-	-	-	-	-	-	-	-	-	-	-	-	-	-
All grades	-	-	-	-	-	-	-	-	-	-	-	-	-	-	-	-	-	-	-	-	-	-	-	-	-	-	-	-
Percentage rough preparation																												
Grade index																												
Average staple length																												

1/2 As reported by the Bureau of the Census, running bales, linters excluded.

Percentage rough preparation 31.9
 Grade index 91.1
 Average staple length 32.7

Table 29.—Grade and staple length of upland cotton ginned, during specified periods, by States, 1947-48

Grade and staple length	ALABAMA											
	Prior to Sept. 1	September	October	November	After Nov. 30	Total Crop	Prior to Sept. 1	September	October	November	After Nov. 30	Total Crop
	Bales	Bales	Bales	Bales	Bales	Bales	Bales	Bales	Bales	Bales	Bales	Bales
Extra Whites												
1-0.8M.	-	-	-	-	-	-	69	713	345	79	-	1,547
1-1.0M.	-	-	-	-	-	-	4,446	12,554	31,212	3,280	-	48,092
2-0.8M.	-	-	-	-	-	-	2,637	9,683	21,369	1,166	-	34,855
2-1.0M.	-	-	-	-	-	-	98	347	1,366	1,366	-	3,767
3-0.8M.	-	-	-	-	-	-	-	-	-	-	-	9,683
3-1.0M.	-	-	-	-	-	-	-	-	-	-	-	2,877
4-0.8M.	-	-	-	-	-	-	-	-	-	-	-	763
Total.	-	-	-	-	-	-	7,292	23,600	54,757	53,584	27,158	125,751
White												
1-0.8M.	-	10	-	-	-	10	-	-	-	-	-	-
1-1.0M.	-	1,990	250	-	-	2,240	-	-	-	-	-	-
2-0.8M.	30	87,520	166,110	990	890	197,940	-	-	-	-	-	-
2-1.0M.	3,030	176,771	276,893	16,089	2,975	466,769	-	-	-	-	-	-
3-0.8M.	6,110	23,100	59,700	34,280	9,116	131,990	-	-	-	-	-	-
3-1.0M.	1,890	1,690	7,520	8,780	20,490	30,490	-	-	-	-	-	39
4-0.8M.	150	110	950	600	2,080	3,110	-	-	-	-	-	7
4-1.0M.	20	60	50	50	110	110	-	-	-	-	-	7
Total.	24,315	251,711	485,973	59,409	23,115	782,633	-	-	-	-	-	16
Spotted												
1-0.8M.	-	2,300	2,770	10	-	5,080	37	1,128	3,377	1,196	-	73
1-1.0M.	150	15,270	15,270	2,420	180	33,290	620	4,257	9,078	11,520	4,961	30,125
2-0.8M.	150	10,270	10,270	9,070	3,730	33,850	166	366	768	4,716	21,089	26,939
2-1.0M.	-	1,300	790	2,890	4,950	9,330	-	-	-	166	19,238	19,708
3-0.8M.	-	20	80	280	2,510	2,890	-	-	-	13	6,686	6,799
3-1.0M.	-	280	57,050	31,130	11,370	101,650	712	5,996	13,217	17,900	54,047	91,892
Total.	-	3,870	37,260	43,770	17,680	105,680	1,182	11,717	26,478	28,412	86,317	147,817
Staged												
1-0.8M.	-	10	300	-	-	310	-	-	-	2	-	6
1-1.0M.	-	-	-	-	20	20	-	-	-	12	-	22
2-0.8M.	-	-	70	-	-	70	-	-	-	-	-	1
2-1.0M.	-	-	100	20	50	170	-	-	-	-	-	1,912
3-0.8M.	-	-	-	-	30	30	-	-	-	-	-	1,313
3-1.0M.	-	-	-	-	-	-	-	-	-	-	-	5,337
Total.	-	-	180	20	70	270	-	-	-	15	-	11,053
Yellow Whites												
1-0.8M.	-	-	-	-	-	-	-	-	-	-	-	-
1-1.0M.	-	-	-	-	-	-	-	-	-	-	-	-
2-0.8M.	-	-	-	-	-	-	-	-	-	-	-	-
2-1.0M.	-	-	-	-	-	-	-	-	-	-	-	-
Total.	-	-	-	-	-	-	-	-	-	-	-	-
Greys												
1-0.8M.	-	-	180	50	20	250	-	-	-	1	-	5
1-1.0M.	-	10	370	250	100	820	-	-	-	112	-	580
2-0.8M.	-	-	10	-	10	20	-	-	-	143	-	2,344
2-1.0M.	-	-	-	-	-	-	-	-	-	271	-	271
Total.	-	-	190	280	290	660	-	-	-	366	-	3,100
Below Grade	10	20	-	60	560	650	-	-	-	1	2,357	2,848
All grades	24,605	359,851	622,803	73,989	35,375	1,066,703	7,904	29,256	47,975	51,546	94,537	1,255,278
Grade Index	99.3	100.2	99.2	99.9	87.7	98.7	102.1	101.5	100.8	97.9	85.5	93.9
Staple length (Inches)												
1 1/16 and shorter	-	1,350	780	170	50	2,350	-	-	-	-	-	5,229
7/8	20	4,270	2,760	170	50	7,790	-	-	-	-	-	11,951
29/32	50	3,750	15,710	1,100	50	20,710	-	-	-	-	-	31,951
15/16	20	2,000	15,070	600	50	17,720	-	-	-	-	-	17,216
1 1/8	20	50	200	1,100	1,800	3,600	6	-	27	89	29	17,216
1 1/16	1,590	135,180	206,680	34,310	10,975	310,150	566	1,070	1,890	35	399	411,145
1 1/8	6,500	86,251	136,823	29,969	9,470	269,453	2,947	2,843	31,243	5,577	28,210	35,048
1 1/16	1,060	17,530	15,270	3,130	700	31,460	4,891	3,475	13,282	36,373	2,108	120,252
1 1/8	50	1,110	1,590	10	20	3,170	177	3,175	1,031	1,697	210	5,107
1 1/8	-	50	50	-	100	200	-	-	16	4	-	15
1 1/8	-	30	30	-	50	110	-	-	10	-	-	-
1 1/8	-	30	30	-	50	110	-	-	10	-	-	-
1 1/8	-	30	30	-	50	110	-	-	10	-	-	-
1 1/8 and longer	-	-	70	-	70	140	-	-	3	-	-	4
All lengths	24,605	359,851	622,803	73,989	35,375	1,066,703	7,904	29,256	47,975	51,546	94,537	1,255,278
Average staple length (Inches)	32.3	32.0	32.1	32.4	32.1	32.1	32.5	33.1	33.3	33.1	31.0	32.2

As reported by the Bureau of the Census, rounding bales, linters excluded.

Table 29.—Grade and staple length of upland cotton ginned, during specified periods, by States, 1947-48—Continued

Grade and staple length	ARKANSAS												CALIFORNIA											
	Prior to Sept. 1	September	October	November	After Nov. 30	Total Crop	Prior to Sept. 1	September	October	November	After Nov. 30	Total Crop	Prior to Sept. 1	September	October	November	After Nov. 30	Total Crop						
Miles	Miles	Miles	Miles	Miles	Miles	Miles	Miles	Miles	Miles	Miles	Miles	Miles	Miles	Miles	Miles	Miles	Miles	Miles						
Extra Whites:																								
2-0.0.M.	-	-	-	-	-	-	-	-	-	-	-	-	-	-	-	-	-	-						
4-0.0.M.	-	-	-	-	-	-	-	-	-	-	-	-	-	-	-	-	-	-						
6-0.0.M.	-	-	-	-	-	-	-	-	-	-	-	-	-	-	-	-	-	-						
8-0.0.M.	-	-	-	-	-	-	-	-	-	-	-	-	-	-	-	-	-	-						
Total.	-	-	-	-	-	-	-	-	-	-	-	-	-	-	-	-	-	-						
Whites:																								
1-3/8.M.	-	-	-	-	-	-	-	-	-	-	-	-	-	-	-	-	-	-						
2-3/8.M.	-	-	-	-	-	-	-	-	-	-	-	-	-	-	-	-	-	-						
4-3/8.M.	120	47,280	2,850	10	-	50,260	-	-	-	-	500	-	-	-	-	-	-	-						
6-3/8.M.	980	239,860	76,490	840	1,110	319,270	1	109	4	7	-	-	-	-	-	-	-	-						
8-3/8.M.	540	139,760	309,440	12,020	2,110	456,090	6	329	31,794	3,462	-	-	-	-	-	-	-	-						
10-3/8.M.	10	12,150	106,710	29,790	9,010	157,660	1	948	51,312	19,748	-	-	-	-	-	-	-	-						
12-3/8.M.	83	810	6,284	26,971	26,971	34,935	7	181	1,748	3,237	-	-	-	-	-	-	-	-						
14-3/8.M.	10	210	860	26,110	27,290	34,470	1	-	-	603	-	-	-	-	-	-	-	-						
Total.	1,693	451,890	601,144	109,171	119,779	1,162,177	125	1,297	44,978	26,978	500	-	-	-	-	-	-	-						
Spotted:																								
2-0.M.	-	-	-	-	-	-	-	-	-	-	-	-	-	-	-	-	-	-						
4-0.M.	-	-	-	-	-	-	-	-	-	-	-	-	-	-	-	-	-	-						
6-0.M.	-	-	-	-	-	-	-	-	-	-	-	-	-	-	-	-	-	-						
8-0.M.	-	-	-	-	-	-	-	-	-	-	-	-	-	-	-	-	-	-						
Total.	-	-	-	-	-	-	-	-	-	-	-	-	-	-	-	-	-	-						
Tinged:																								
2-0.M.	-	-	-	-	-	-	-	-	-	-	-	-	-	-	-	-	-	-						
4-0.M.	-	-	-	-	-	-	-	-	-	-	-	-	-	-	-	-	-	-						
6-0.M.	-	-	-	-	-	-	-	-	-	-	-	-	-	-	-	-	-	-						
8-0.M.	-	-	-	-	-	-	-	-	-	-	-	-	-	-	-	-	-	-						
Total.	-	-	-	-	-	-	-	-	-	-	-	-	-	-	-	-	-	-						
Yellow #1 mixed:																								
2-0.M.	-	-	-	-	-	-	-	-	-	-	-	-	-	-	-	-	-	-						
4-0.M.	-	-	-	-	-	-	-	-	-	-	-	-	-	-	-	-	-	-						
6-0.M.	-	-	-	-	-	-	-	-	-	-	-	-	-	-	-	-	-	-						
Total.	-	-	-	-	-	-	-	-	-	-	-	-	-	-	-	-	-	-						
Below Grade:																								
1-1/8 and shorter	80	14,450	9,610	2,160	970	210	25,870	-	-	-	-	-	-	-	-	-	-	-						
2-1/8 and shorter	80	14,450	10,240	2,160	970	210	25,870	-	-	-	-	-	-	-	-	-	-	-						
3-1/8 and shorter	20	3,680	6,790	1,170	1,950	2,240	6,750	-	-	-	-	-	-	-	-	-	-	-						
4-1/8 and shorter	20	3,680	6,790	1,170	1,950	2,240	6,750	-	-	-	-	-	-	-	-	-	-	-						
5-1/8 and shorter	160	35,200	31,540	8,220	6,140	62,420	11,200	-	-	-	-	-	-	-	-	-	-	-						
6-1/8 and shorter	743	130,980	92,480	44,960	17,080	119,200	4,050	-	-	-	-	-	-	-	-	-	-	-						
7-1/8 and shorter	60	9,800	126,724	29,191	62,418	200,237	3,262	-	-	-	-	-	-	-	-	-	-	-						
8-1/8 and shorter	80	14,450	128,120	19,460	5,950	221,850	31,800	-	-	-	-	-	-	-	-	-	-	-						
9-1/8 and shorter	110	20,000	1,760	1,700	2,890	29,350	19,792	-	-	-	-	-	-	-	-	-	-	-						
10-1/8 and shorter	60	9,800	1,680	30	250	1,260	350	-	-	-	-	-	-	-	-	-	-	-						
11-1/8 and shorter	20	3,680	840	40	190	530	60	-	-	-	-	-	-	-	-	-	-	-						
12-1/8 and longer	20	3,680	840	40	190	530	60	-	-	-	-	-	-	-	-	-	-	-						
All lengths	1,703	436,110	607,664	122,711	179,949	1,241,237	85,141	262,779	277,290	160,450	1,769,850	103.1	102.8	99.1	86.8	79.7	94.5	101.4						
Average staple length (32d linters)	31.0	31.0	31.0	31.0	31.0	31.0	31.0	31.0	31.0	31.0	31.0	31.0	31.0	31.0	31.0	31.0	31.0	31.0						

As reported by the Bureau of the Census, running baler, linters excluded.

Table 29.—Grade and staple length of upland cotton ginned, during specified periods, by States, 1947-48 — Continued

GEORGIA

FLORIDA

Grade and staple length	Prior to Sept. 1		September		October		November		After Nov. 30		Total		After Nov. 30		Total		
	Bales	Sales	Bales	Sales	Bales	Sales	Bales	Sales	Bales	Sales	Bales	Sales	Bales	Sales	Bales	Sales	
White:																	
1-M.F.	-	-	-	-	-	10	-	-	-	-	100	-	-	-	-	110	
2-S.O.M.	-	-	-	-	-	170	-	-	-	-	3,260	-	-	-	-	4,220	
3-O.M.	-	-	-	-	-	4,210	-	-	-	-	165,500	-	-	-	-	1,620	
4-S.M.	-	-	-	-	-	21,280	-	-	-	-	116,128	-	-	-	-	63,650	
5-M.	1,580	-	20	-	30	-	-	-	-	-	89,732	-	-	-	-	28,659	
6-S.L.M.	700	-	1,210	-	2,770	-	-	-	-	-	31,180	-	-	-	-	191,570	
7-L.M.	10	-	350	-	1,770	-	-	-	-	-	4,440	-	-	-	-	11,540	
8-S.O.O.	-	-	-	-	-	157	-	-	-	-	180	-	-	-	-	7,690	
9-G.O.	-	-	-	-	-	70	-	-	-	-	20	-	-	-	-	100	
Total	2,030	-	3,206	-	384	-	12	-	25	-	5,657	-	25	-	51,708	-	567,509
Spotted:																	
1-O.M.	-	-	-	-	-	-	-	-	-	-	1,200	-	-	-	-	1,460	
2-M.	-	-	-	-	-	130	-	-	-	-	8,670	-	-	-	-	28,860	
3-M.	-	-	-	-	-	30	-	-	-	-	3,110	-	-	-	-	9,370	
6-S.L.M.	-	-	-	-	-	40	-	-	-	-	290	-	-	-	-	7,770	
7-L.M.	-	-	-	-	-	-	-	-	-	-	60	-	-	-	-	830	
Total	-	-	200	-	160	-	-	-	-	-	13,360	-	-	-	17,330	-	78,840
Tinged:																	
3-G.M.	-	-	-	-	-	-	-	-	-	-	-	-	-	-	-	-	
4-S.M.	-	-	-	-	-	-	-	-	-	-	-	-	-	-	-	-	
5-M.	-	-	-	-	-	-	-	-	-	-	-	-	-	-	-	-	
6-S.L.M.	-	-	-	-	-	-	-	-	-	-	-	-	-	-	-	-	
7-L.M.	-	-	-	-	-	-	-	-	-	-	-	-	-	-	-	-	
Total	-	-	-	-	-	-	-	-	-	-	-	-	-	-	-	-	
Gray:																	
3-G.M.	-	-	-	-	-	-	-	-	-	-	-	-	-	-	-	-	
4-S.M.	-	-	-	-	-	-	-	-	-	-	-	-	-	-	-	-	
5-M.	-	-	-	-	-	-	-	-	-	-	-	-	-	-	-	-	
Total	-	-	-	-	-	-	-	-	-	-	-	-	-	-	-	-	
Below Grade	-	-	-	-	-	20	-	-	-	-	10	-	-	-	-	340	
All grades	2,030	-	3,406	-	544	-	12	-	25	-	6,017	-	25	-	69,408	-	647,229
Grade index	97.9	-	95.3	-	95.9	-	85.0	-	85.0	-	96.1	-	97.3	-	95.9	-	89.9
Staple length (inches)																	
13/16 and shorter	-	-	-	-	10	-	-	-	-	-	10	-	-	-	-	370	
7/8	-	-	60	-	-	-	-	-	-	-	190	-	-	-	-	1,680	
29/32	-	-	20	-	-	-	-	-	-	-	200	-	-	-	-	3,890	
15/16	-	-	110	-	30	-	-	-	-	-	850	-	-	-	-	25,200	
31/32	-	-	660	-	340	-	-	-	-	-	5,120	-	-	-	-	84,990	
1	-	-	1,350	-	1,111	-	-	-	-	-	21,670	-	-	-	-	265,740	
1-1/32	-	-	1,576	-	111	-	-	-	-	-	11,280	-	-	-	-	205,699	
1-1/16	-	-	20	-	-	-	-	-	-	-	2,050	-	-	-	-	53,860	
1-1/8	-	-	-	-	-	-	-	-	-	-	50	-	-	-	-	6,570	
1-1/4	-	-	-	-	-	-	-	-	-	-	30	-	-	-	-	70	
1-1/2	-	-	-	-	-	-	-	-	-	-	10	-	-	-	-	30	
1-3/4	-	-	-	-	-	-	-	-	-	-	80	-	-	-	-	100	
1-7/8	-	-	-	-	-	-	-	-	-	-	20	-	-	-	-	100	
1-1/2 and longer	-	-	-	-	-	-	-	-	-	-	10	-	-	-	-	130	
All lengths	2,030	-	3,406	-	544	-	12	-	25	-	6,017	-	25	-	69,408	-	647,229
Average staple length (304 inches)	32.7	-	32.5	-	31.9	-	33.0	-	33.0	-	32.5	-	32.2	-	31.8	-	32.3

1/ As reported by the Bureau of the Census, running bales, lintsters excluded.

Table 29.—Grade and staple length of upland cotton ginned, during specified periods, by States, 1947-48 — Continued

Grade and staple length	ILLINOIS												
	Prior to Sept. 1	Sept. 1	October	November	After Nov. 30	Total Crop	Prior to Sept. 1	Sept. 1	September	October	November	After Nov. 30	Total Crop
Grade	Bales	Bales	Bales	Bales	Bales	Bales	Bales	Bales	Bales	Bales	Bales	Bales	Bales
White:													
1-M.F.	-	-	-	-	-	-	-	-	-	-	-	-	-
2-S.O.M.	-	-	-	-	-	-	-	-	-	-	-	-	-
3-O.M.	-	10	-	-	-	10	-	-	40	-	-	-	60
4-S.M.	-	60	40	10	-	110	-	68	193	-	-	-	201
5-M.	-	51	772	56	9	888	-	600	1,750	-	-	-	2,110
6-S.L.M.	-	-	50	166	40	256	-	300	750	410	20	20	1,180
7-L.M.	-	-	-	10	40	50	-	300	742	248	70	70	1,330
8-S.O.	-	-	-	-	30	30	-	-	250	-	-	-	760
9-O.	-	-	-	-	-	-	-	-	-	-	-	-	290
Total.	-	121	862	242	119	1,344	-	1,368	3,645	728	790	790	6,531
Spotted:													
3-O.M.	-	10	-	-	-	10	-	-	-	-	-	-	-
4-S.M.	-	10	10	-	-	20	-	-	-	-	-	-	-
5-M.	-	-	-	20	130	150	-	-	-	110	30	30	140
6-S.L.M.	-	-	-	10	90	100	-	-	-	80	160	160	260
7-L.M.	-	-	-	-	110	110	-	-	-	50	360	360	410
Total.	-	20	10	30	340	400	-	-	-	240	550	550	790
Tinged:													
3-O.M.	-	-	-	-	-	-	-	-	-	-	-	-	-
4-S.M.	-	-	-	-	-	-	-	-	-	-	-	-	-
5-M.	-	-	-	-	10	10	-	-	-	-	-	-	-
6-S.L.M.	-	-	-	-	-	-	-	-	-	-	-	-	-
7-L.M.	-	-	-	-	10	10	-	-	-	-	20	20	20
Total.	-	-	-	-	20	20	-	-	-	-	20	20	20
All grades	-	141	872	272	479	1,764	-	1,368	3,645	968	1,360	1,360	7,341
Grade index	-	102.1	99.8	94.8	84.9	95.1	-	95.7	94.2	88.4	76.1	76.1	90.4
Staple length (Inches)													
13/16 and shorter	-	-	-	-	10	10	-	-	50	-	-	-	70
7/8	-	-	-	-	-	-	-	-	60	-	-	-	90
20/32	-	-	-	-	-	-	-	-	20	-	20	20	170
15/16	-	10	-	-	50	60	-	170	240	-	-	-	610
31/32	-	-	-	20	-	20	-	260	320	-	-	-	500
1	-	10	10	46	210	276	-	270	720	220	930	930	2,140
1-1/32	-	60	150	120	150	480	-	258	835	668	100	1,051	2,191
1-1/16	-	61	612	76	99	808	-	230	640	90	90	1,050	2,191
1-3/32	-	-	90	10	-	100	-	50	600	-	20	20	670
1-1/8	-	-	10	-	-	10	-	-	110	-	-	-	110
1-5/32	-	-	-	-	-	-	-	-	-	-	-	-	-
1-3/16	-	-	-	-	-	-	-	-	-	-	-	-	-
1-7/32	-	-	-	-	-	-	-	-	-	-	-	-	-
1-1/4 and longer	-	-	-	-	-	-	-	-	-	-	-	-	-
All lengths	-	141	872	272	479	1,764	-	1,368	3,645	968	1,360	1,360	7,341
Average staple length (32d inches)	-	33.1	33.9	33.0	32.3	33.3	-	31.8	32.8	32.9	31.9	31.9	32.5

1/ As reported by the Bureau of the Census, running bales, lintars excluded.

Table 29. -- Grade and staple length of upland cotton ginned, during specified periods, by States, 1947-48 - Continued

Grade and staple length	MISSISSIPPI											
	Prior to Sept. 1	September	October	November	After Nov. 30	Total Crop	Prior to Sept. 1	September	October	November	After Nov. 30	Total Crop
Grade	Sales	Sales	Sales	Sales	Sales	Sales	Sales	Sales	Sales	Sales	Sales	Sales
White:												
1-M.F.	-	-	-	-	-	-	-	-	-	-	-	-
2-S.G.M.	60	20	-	-	-	80	-	-	-	-	-	920
3-S.F.	790	7,010	10	-	30	7,840	1,980	39,230	1,640	-	-	42,900
4-S.M.	19,210	86,180	3,740	200	109,340	109,340	4,340	259,770	110,760	50	-	375,600
5-H.	40,687	119,649	64,949	4,502	227,192	227,192	6,376	245,921	411,298	27,931	5,227	693,813
6-S.L.M.	6,990	19,100	50,840	9,290	89,100	89,100	350	32,650	114,990	56,680	-	227,910
7-L.M.	640	650	2,840	5,220	9,150	18,540	20	5,320	10,650	26,890	56,010	99,650
8-S.G.O.	80	10	40	800	1,400	2,030	-	370	640	910	19,240	21,160
9-S.O.	-	-	-	10	160	170	-	10	-	20	3,680	3,910
Total.	69,457	229,539	122,419	19,722	15,065	454,292	12,066	553,491	650,008	115,631	103,627	1,464,923
Spotted:												
3-G.M.	-	200	160	-	-	360	-	120	170	-	-	290
4-C.M.	70	4,120	7,740	270	60	12,290	-	4,400	12,970	820	240	18,330
5-M.	20	4,060	11,740	2,130	200	18,160	-	1,850	4,190	1,890	5,610	11,540
6-S.L.M.	-	320	1,690	1,030	970	3,870	-	100	100	360	1,330	1,910
7-L.M.	-	40	50	40	460	590	-	20	-	40	580	640
Total.	90	9,750	21,240	3,470	1,710	36,260	-	6,590	17,330	3,120	5,690	32,710
Tinged:												
3-O.M.	-	-	-	-	-	-	-	-	-	-	-	-
4-C.M.	-	-	20	-	-	20	-	-	-	-	-	20
5-M.	-	-	10	10	-	20	-	-	-	20	220	240
6-C.L.M.	-	-	-	10	-	10	-	-	-	20	30	50
7-L.M.	-	-	-	-	-	-	-	-	-	-	-	-
Total.	-	-	30	20	-	50	-	-	-	40	270	310
Gray:												
3-G.M.	-	-	-	-	-	-	-	40	20	10	290	360
4-S.M.	-	10	-	-	-	10	-	30	360	2,480	4,460	7,350
5-M.	-	-	-	-	200	200	-	10	20	3,730	7,330	11,090
6-S.L.M.	-	-	-	-	-	-	-	-	-	80	230	310
Total.	-	-	10	-	200	210	-	80	390	6,500	12,340	19,110
Below Grade	-	10	-	10	10	30	-	-	-	-	200	200
All Grades	69,547	237,599	143,699	23,222	16,975	1,489,842	12,066	550,161	667,728	125,301	121,997	1,711,253
Grade index	100.4	100.9	96.9	92.2	86.7	98.7	102.1	101.6	99.3	93.0	86.4	96.5
Staple length (inches)												
1 1/16 and shorter	-	750	40	80	-	870	-	460	310	-	-	770
7/8	20	2,890	870	100	30	3,400	10	1,410	1,230	100	-	2,750
29/32	10	2,610	640	40	3,210	3,210	10	1,890	1,010	110	60	3,000
15/16	30	4,370	2,820	590	40	7,750	20	12,620	5,320	1,780	1,760	21,540
1	110	11,500	7,930	1,040	1,150	21,860	120	22,640	10,910	1,630	890	37,260
1 1/8	2,650	24,960	34,110	7,560	7,120	69,390	690	109,340	65,960	12,620	12,690	200,500
1 1/4	27,297	79,339	65,909	7,682	4,546	174,752	2,316	231,661	220,108	55,821	65,667	573,673
1 1/2	32,090	82,310	27,690	5,030	3,990	160,500	4,100	141,640	272,600	45,890	58,490	522,770
1 3/4	6,140	15,420	11,050	1,020	650	34,480	3,490	29,210	73,950	8,330	2,080	126,760
1 7/8	240	3,170	2,410	90	40	5,970	870	7,240	12,240	470	21,260	21,260
1 7/8 and longer	20	460	120	-	600	1,190	360	1,190	1,970	60	30	3,000
1 3/8	20	10	20	-	50	80	80	490	1,270	110	110	2,060
1 1/2	-	20	50	-	70	140	-	250	350	60	-	640
1 1/4 and longer	-	40	-	-	40	80	-	240	640	-	-	880
All lengths	69,547	237,599	143,699	23,222	16,975	1,489,842	12,066	550,161	667,728	125,301	121,997	1,711,253
Average staple length (325 inches)	33.6	33.1	32.9	35.6	32.7	33.1	34.2	33.1	33.6	33.3	33.2	33.3

As reported by the Bureau of the Census, rounding sales, linters excluded.

Table 29.—Grade and staple length of upland cotton ginned, during specified periods, by States, 1947-48 — Continued

Grade and staple length	NORTH CAROLINA											
	Prior to Sept. 1	September	October	November	After Nov. 30	Total Crop	Prior to Sept. 1	September	October	November	After Nov. 30	Total Crop
	Bales	Bales	Bales	Bales	Bales	Bales	Bales	Bales	Bales	Bales	Bales	Bales
Whites:												
1-4/8	-	-	-	-	-	200	-	-	-	-	-	-
2-6/8	-	200	-	-	-	1,510	-	260	-	-	-	-
3-8/8	-	1,250	190	-	-	8,000	-	9,500	19,500	670	-	60
4-2/8	-	5,100	2,120	580	260	21,000	-	16,100	31,500	3,610	200	280
5-8	-	18,650	28,510	2,160	960	66,800	-	21,990	54,800	1,950	1,950	31,640
6-4/8	-	15,882	68,635	33,999	10,290	129,011	-	2,350	16,950	17,650	8,710	45,520
7-1/8	-	1,702	39,690	50,228	52,600	134,280	-	170	1,180	1,590	6,160	11,090
8-5/8	-	210	2,250	23,120	25,480	31,950	-	-	-	50	460	890
9-0/8	-	40	140	680	1,700	2,800	-	-	-	-	-	-
Total	-	43,104	136,335	93,337	79,218	353,994	-	33,460	97,100	32,690	18,650	182,330
Spotted:												
1-0/8	-	210	730	40	670	980	-	1,070	2,170	310	60	3,610
1-5/8	-	1,500	6,180	2,980	670	13,330	-	2,950	12,629	387	387	12,084
5-8	-	1,180	20,810	10,560	5,880	38,430	-	2,950	13,530	11,080	2,160	32,960
6-5/8	-	110	6,970	10,860	38,760	56,680	-	190	1,030	4,120	6,580	12,820
7-1/8	-	20	890	2,590	10,860	14,360	-	40	30	50	2,160	2,890
Total	-	3,050	37,580	27,030	36,120	99,740	-	19,884	60,334	31,579	11,907	123,704
Tinged:												
3-0/8	-	-	20	10	-	30	-	-	-	-	280	300
4-2/8	-	-	80	210	120	410	-	-	-	40	2,820	2,860
5-8	-	-	90	80	50	220	-	10	-	40	5,220	5,270
6-5/8	-	-	-	50	50	100	-	-	-	-	1,510	1,510
7-1/8	-	-	-	-	-	-	-	-	-	-	-	-
Total	-	-	190	410	220	820	-	10	-	110	9,810	9,900
Stained:												
1-0/8	-	-	-	-	-	-	-	-	-	-	70	70
1-5/8	-	-	-	-	-	-	-	-	-	-	900	900
5-8	-	-	-	-	-	-	-	-	-	-	-	-
Total	-	-	-	-	-	-	-	-	-	-	970	970
Greys:												
3-0/8	-	-	10	10	170	190	-	-	10	-	20	20
4-2/8	-	10	80	160	1,670	1,920	-	-	10	70	-	80
5-8	-	10	20	910	910	940	-	-	-	10	10	10
6-5/8	-	-	-	-	-	-	-	-	-	-	-	-
Total	-	20	110	170	2,750	3,050	-	-	10	100	20	130
Below Grade	-	-	10	90	390	490	-	-	-	-	500	500
All grades	-	46,174	176,195	121,037	111,698	458,094	-	53,984	157,444	64,699	42,107	317,684
Grade index	-	97.6	92.2	86.0	83.0	89.3	-	98.7	96.9	91.4	80.6	93.9
Staple length (inches)												
13/6 and shorter	-	10	160	90	290	550	-	14,194	30,014	11,719	7,497	64,424
7/8	-	10	1,090	4,750	6,000	12,940	-	11,390	40,120	21,210	17,110	89,830
29/32	-	10	260	1,190	12,190	14,640	-	5,700	21,430	10,230	5,500	42,860
15/16	-	200	1,890	9,180	39,160	49,490	-	11,890	39,450	15,610	7,400	74,590
31/32	-	800	4,640	20,090	26,610	51,990	-	6,010	13,780	3,640	2,020	25,390
1	-	5,452	38,780	123,398	23,950	111,480	-	3,390	8,000	1,890	2,020	15,300
1-1/32	-	16,882	80,135	36,099	7,688	111,074	-	730	2,670	210	330	3,540
1-1/16	-	16,450	37,600	7,890	2,200	64,000	-	1,090	1,990	50	230	1,460
1-1/8	-	5,160	9,250	1,510	220	16,170	-	10	30	10	-	30
1-1/4	-	1,090	2,550	200	100	3,940	-	-	-	-	-	-
1-3/8	-	330	640	110	70	1,180	-	-	-	-	-	-
1-7/16	-	90	270	70	100	530	-	-	-	-	-	-
1-1/2	-	-	20	30	50	100	-	-	-	-	-	-
1-1/4 and longer	-	70	120	70	30	290	-	-	-	-	-	-
All lengths	-	46,174	176,195	121,037	111,698	458,094	-	53,984	157,444	64,699	42,107	317,684
Average staple length (3/32 inches)	-	33.6	33.1	30.1	30.8	32.3	-	28.7	29.8	26.6	26.5	28.7

1/ As reported by the Bureau of the Census, running bales, linters excluded.

Table 29.—Grade and staple length of upland cotton ginned, during specified periods, by States, 1947-48—Continued

Grade and staple length	SOUTH CAROLINA											
	Prior to Sept. 1	September	October	November	After Nov. 30	Total Crop	Prior to Sept. 1	September	October	November	After Nov. 30	Total Crop
Grade	Bales	Bales	Bales	Bales	Bales	Bales	Bales	Bales	Bales	Bales	Bales	Bales
White:												
1-M.F.	-	-	-	-	-	-	-	-	-	-	-	-
2-S.O.M.	-	-	-	-	-	-	-	-	-	-	-	-
3-O.M.	-	-	40	-	-	40	-	-	-	-	-	-
4-S.M.	180	7,840	2,600	180	30	10,270	-	760	40,180	260	-	1,180
5-M.	15,280	125,710	65,110	4,490	30	209,600	-	41,920	184,600	10,970	80	82,460
6-M.	9,606	78,166	125,972	25,000	11,151	240,674	-	67,450	31,767	24,456	3,026	275,650
7-L.M.	520	2,080	22,060	29,900	27,180	81,940	-	-	220	12,160	9,020	20,380
8-S.O.O.	20	90	920	390	6,060	9,780	-	20	70	6,060	12,780	18,670
9-S.O.	-	-	30	180	440	710	-	-	-	820	4,170	4,990
Total.	23,276	210,956	214,692	63,190	46,571	559,494	-	111,964	257,107	54,316	29,955	462,922
Spotted:												
3-O.M.	-	160	740	30	-	950	-	10	40	-	-	50
4-S.M.	-	6,480	14,750	3,040	1,090	25,450	-	840	950	800	370	2,960
5-M.	10	5,480	15,230	12,060	6,940	39,680	-	70	890	4,760	6,760	11,470
6-S.L.M.	-	120	1,460	6,640	5,930	14,160	-	-	40	1,970	8,970	10,980
7-L.M.	-	-	60	470	1,390	1,920	-	50	-	1,210	9,960	11,180
Total.	10	10,810	32,210	29,250	16,260	81,010	-	970	1,920	8,740	24,950	36,680
Tinged:												
3-O.M.	-	-	-	10	10	20	-	-	-	-	-	-
4-S.M.	-	-	160	180	20	360	-	-	-	80	290	370
5-M.	-	-	140	440	180	710	-	-	-	40	970	1,010
6-S.L.M.	-	-	-	80	80	160	-	-	-	60	2,130	2,190
7-L.M.	-	-	-	-	-	-	-	-	-	10	2,560	2,670
Total.	-	-	300	680	210	1,190	-	-	-	190	5,960	6,140
Shaded:												
3-O.M.	-	-	-	-	-	-	-	-	-	-	-	-
4-S.M.	-	-	-	-	-	-	-	-	-	-	-	-
5-M.	-	-	-	-	-	-	-	-	-	-	-	-
Total.	-	-	-	-	-	-	-	-	-	-	-	-
Gray:												
3-O.M.	-	-	-	-	-	-	-	-	-	-	-	-
4-S.M.	-	-	40	50	70	160	-	-	40	30	70	140
5-M.	-	-	-	40	690	620	-	-	-	800	340	640
6-S.L.M.	-	-	10	-	10	20	-	-	-	10	10	20
Total.	-	-	50	90	680	800	-	-	40	340	420	800
Below Grade.	10	-	30	-	80	120	-	-	-	50	520	570
All grades.	23,296	221,276	247,282	87,190	62,571	1,941,514	-	112,934	269,087	65,636	61,495	1,607,082
Grade index.	97.2	97.8	94.9	89.7	86.5	94.5	-	101.4	99.6	90.6	80.5	96.7
Staple length (inches)												
15/16 and shorter	-	10	10	-	10	10	-	10	670	190	200	3,860
7/8	30	10	20	60	80	180	-	4,040	7,210	2,650	1,140	15,040
29/32	10	20	90	450	60	150	-	1,740	4,040	1,850	400	7,510
15/16	10	120	80	3,980	6,260	5,760	-	6,260	8,220	3,710	5,430	23,710
31/32	30	1,060	860	15,370	21,900	21,900	-	6,560	6,080	2,100	1,860	15,650
1	3,480	30,160	39,350	44,690	30,770	149,440	-	27,740	26,690	16,900	26,940	98,170
1-1/32	15,035	122,116	165,922	24,110	11,071	336,324	-	42,144	89,927	23,316	25,535	176,932
1-1/16	4,700	64,660	46,620	3,610	122,230	122,230	-	19,990	112,690	12,890	2,960	146,450
1-1/8	-	2,780	3,440	160	-	6,350	-	1,420	15,440	820	-	17,560
1-1/4	-	-	400	-	-	400	-	50	210	20	-	280
1-3/8	-	70	150	40	10	310	-	-	10	-	-	10
1-5/8	-	40	100	60	10	200	-	-	-	-	-	-
1-7/8	-	10	110	90	10	160	-	-	10	10	20	40
1-1/2 and longer.	-	100	150	-	-	250	-	-	-	-	-	-
All lengths.	23,296	221,276	247,282	87,190	62,571	1,941,514	-	112,934	269,087	65,636	61,495	1,607,082
Average staple length (3SD inches).	33.0	33.2	33.1	32.4	31.5	32.9	-	32.5	33.1	32.4	32.1	32.7

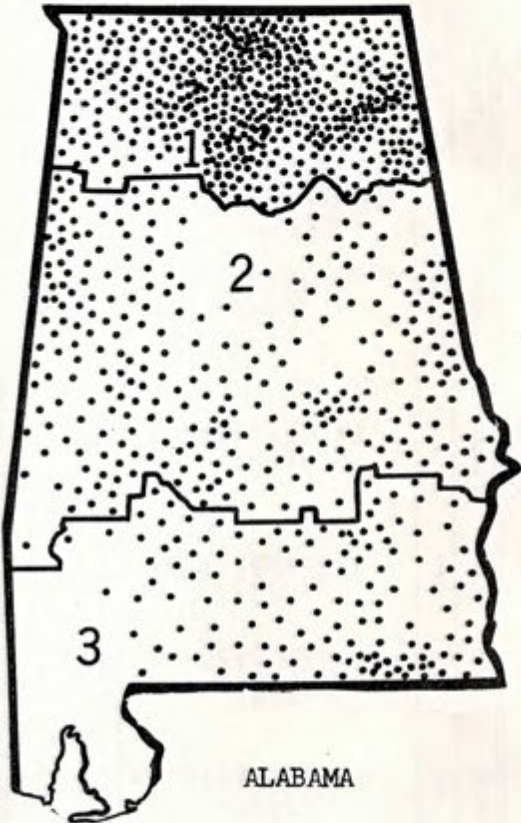
1/ As reported by the Bureau of the Census, running bales, lintners excluded.

Table 20.--Grade and staple length of upland cotton ginned, by States and districts, 1947-48

Grade and staple length	ALABAMA											
	Ginned in district			Ginned in the State			Ginned in district			Ginned in the State		
	Bales	1	2	3	Bales	1	2	3	Bales	1	2	3
Whites:												
1-1/8" and shorter	1,060	10	10	500	2,580	28,160	130	10	17,770	160	10	300
1-1/4" and shorter	11,710	11,710	137,500	137,500	22,100	168,810	26,500	2,010	100,060	50,260	319,270	50,260
1-1/2" and shorter	508,582	132,360	45,801	486,763	30,140	251,930	46,150	10,860	126,860	455,060	156,460	80,077
1-3/4" and shorter	27,460	32,710	27,580	131,950	8,500	110,580	10,260	2,770	27,370	27,581	80,077	80,077
1-7/8" and shorter	15,190	1,570	3,640	20,400	5,658	3,110	3,000	56,760	17,150	17,150	77,280	77,280
1-7/8" and longer	2,560	110	30	30	320	21,510	320	1,010	1,010	22,840	22,840	22,840
Total	1,671,862	211,280	69,491	782,693	72,034	681,933	90,265	317,943	1,162,177			
Spotted:												
3-0" M.	1,150	3,780	150	5,080	210	1,840	1,660	110	110	110	950	950
4-0" M.	39,950	25,420	5,090	70,460	1,840	2,520	740	1,010	1,760	7,140	7,140	7,140
5-0" M.	18,120	7,500	8,270	33,890	1,660	3,890	3,350	740	2,210	8,500	8,500	8,500
6-0" M.	6,960	710	1,660	9,330	900	8,330	350	2,770	12,280	12,280	12,280	12,280
7-0" M.	2,820	50	20	2,890	170	22,350	120	1,040	23,690	23,690	23,690	23,690
Total	69,000	37,160	15,190	121,690	4,780	37,600	2,310	7,870	52,560			
Tinged:												
3-0" M.	90	220	20	310	10	160	10	10	360	510	510	510
4-0" M.	80	20	20	120	10	360	10	10	500	500	500	500
5-0" M.	170	20	20	210	10	1,350	10	10	1,830	1,830	1,830	1,830
6-0" M.	20	20	20	60	10	1,560	10	10	1,570	1,570	1,570	1,570
Total	370	260	20	630	40	3,470	40	40	3,910			
Gray:												
3-0" M.	90	80	80	250	10	30	30	10	10	50	50	50
4-0" M.	400	180	280	860	120	1,000	20	2,330	2,330	2,330	2,330	2,330
5-0" M.	40	20	20	80	10	290	10	290	470	470	470	470
Total	530	260	370	1,160	590	8,590	510	10,510	20,000			
Below Grade	640	20	20	690	10	3,050	10	10	3,080			
All grades	552,372	249,240	105,091	906,703	77,458	734,643	93,075	336,751	1,241,927			
Grade Index	98.6	99.4	97.3	98.7	97.9	95.1	99.8	97.7	96.3			
Staple length (Inches)												
13/16 and shorter	1,990	170	360	2,120	15,540	3,600	5,800	430	25,370	430	25,370	25,370
7/8	6,680	560	680	7,780	10,990	10,160	6,120	1,040	28,510	1,040	28,510	28,510
29/32	5,080	900	680	6,660	5,760	10,440	4,680	1,810	22,640	1,810	22,640	22,640
15/16	26,180	9,020	4,150	39,660	11,270	31,310	11,150	9,190	69,980	9,190	69,980	69,980
31/32	82,950	34,200	12,980	130,130	10,980	61,870	11,640	11,710	116,200	11,710	116,200	116,200
1"	266,472	101,577	42,781	410,830	10,280	189,420	25,160	11,890	342,440	11,890	342,440	342,440
1-1/32	118,660	81,643	36,150	269,453	7,118	240,413	21,215	121,351	390,997	121,351	390,997	390,997
1-1/16	13,680	17,020	6,980	37,680	1,390	169,100	6,600	469,750	221,820	469,750	221,820	221,820
1-3/32	280	1,040	470	1,790	90	21,950	340	6,510	23,990	6,510	23,990	23,990
1-1/8	60	40	20	120	20	1,150	40	1,090	2,240	1,090	2,240	2,240
1-5/32	100	20	20	140	10	100	10	250	350	250	350	350
1-7/32	100	40	20	160	10	140	20	380	530	380	530	530
1-7/16	150	10	20	180	20	20	20	50	220	50	220	220
1-1/4 and longer	70	20	20	110	20	20	20	60	180	60	180	180
All lengths	552,372	249,240	105,091	906,703	77,458	734,643	93,075	336,751	1,241,927			
Average staple length (300 inches)	32.0	32.5	32.2	32.1	29.7	32.6	31.2	32.5	32.3			

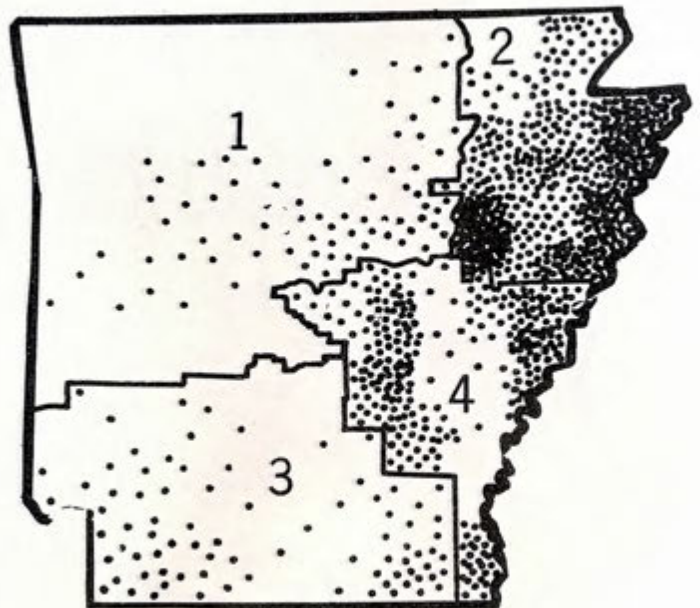
As reported by the Bureau of the Census, running bales, lintsters excluded.

COTTON PRODUCTION IN ALABAMA AND ARKANSAS,
BY DISTRICTS, 1945-46



ALABAMA

Each dot represents 1,000 bales



ARKANSAS

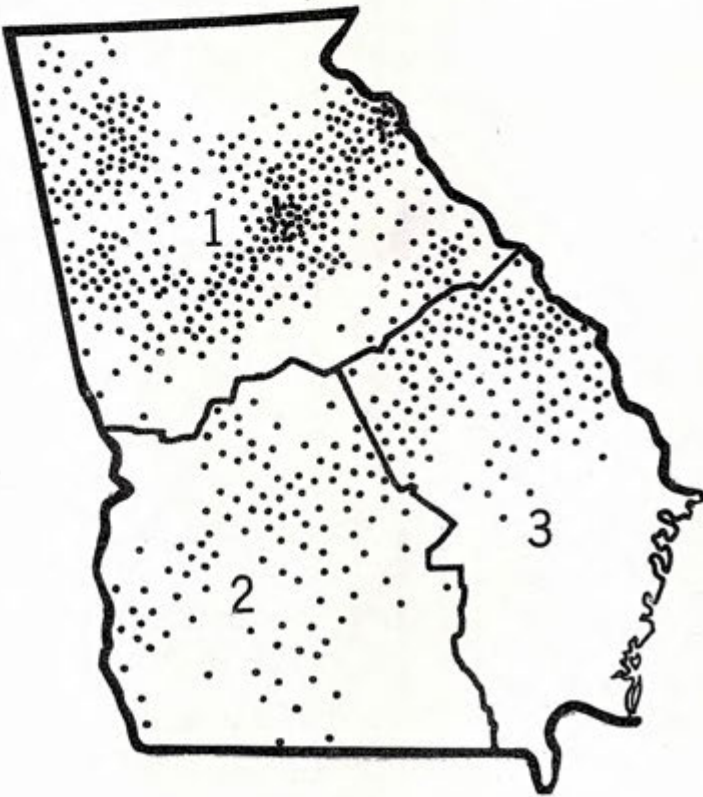
Each dot represents 1,000 bales

Table 30.--- Grade and staple length of upland cotton ginned, by States and districts, 1947-48 - Continued

Grade and staple length	LOUISIANA											
	Ginned in district			Ginned in the State			Ginned in district			Ginned in the State		
	Bales	Weight	Staple length	Bales	Weight	Staple length	Bales	Weight	Staple length	Bales	Weight	Staple length
White:												
1-M.F.	-	-	-	-	-	-	-	-	-	-	-	-
2-3/8	100	10	110	-	-	-	-	-	-	-	-	80
3-3/8	2,200	1,790	4,220	310	160	5,680	160	6,680	1,860	1,860	7,840	80
4-3/8	36,640	7,660	19,860	65,060	7,830	3,120	8,120	67,380	31,610	109,340	7,840	80
5-M.	147,879	47,100	55,190	249,669	28,960	28,960	16,853	81,169	77,561	227,192	109,340	80
6-3/8	91,370	60,770	191,970	49,450	191,970	52,900	4,160	36,950	19,480	86,100	19,480	80
7-L.M.	19,740	9,660	21,060	60,470	6,470	160	10,260	1,450	19,540	1,450	19,540	80
8-3/8	1,560	710	5,450	7,690	1,650	410	2,050	80	2,050	80	2,050	80
9-3/8	10	250	690	160	850	10	170	10	170	10	170	80
Total.	297,979	116,160	165,370	667,609	25,123	201,619	132,061	464,292	464,292			
Spotted:												
3-3/8	1,250	110	120	1,460	250	60	70	360	70	360	70	80
4-3/8	21,990	5,250	3,620	26,960	8,060	1,160	1,140	1,920	1,920	1,920	1,920	80
5-M.	29,650	3,640	2,450	36,720	16,050	1,040	440	1,650	1,650	1,650	1,650	80
6-3/8	10,990	680	350	11,970	3,090	270	190	320	320	320	320	80
7-L.M.	660	70	100	850	460	50	60	60	60	60	60	80
Total.	64,600	7,730	6,610	79,940	26,870	2,660	1,820	4,020	4,020	4,020	4,020	80
Tinged:												
3-3/8	-	-	-	-	-	-	-	-	-	-	-	-
4-3/8	60	10	40	110	20	20	-	-	-	-	-	20
5-M.	190	10	200	200	20	-	-	-	-	-	-	20
6-3/8	80	-	80	80	10	-	-	-	-	-	-	10
7-L.M.	10	-	10	20	-	-	-	-	-	-	-	-
Total.	340	10	10	360	50	-	-	50	50	50	50	80
Gray:												
3-3/8	-	-	-	-	-	-	-	-	-	-	-	-
4-3/8	60	10	40	110	10	-	-	-	-	-	-	10
5-M.	20	-	50	70	-	-	-	-	-	-	-	200
Total.	80	10	90	180	10	-	-	200	210	210	210	210
Below Grade	-	70	270	540	20	-	10	-	30	-	30	30
All grades.	362,899	123,960	160,360	1,647,229	124,449	25,673	203,649	136,071	1,469,942	1,469,942	1,469,942	86.7
Grade index	96.8	96.1	95.6	96.5	96.5	96.9	99.5	99.6	99.7	99.6	99.7	96.7
Staple length (inches)												
15/16 and shorter	160	60	110	370	10	780	10	780	10	870	10	870
29/32	680	280	760	1,680	350	2,870	200	3,400	200	3,400	200	3,400
15/16	1,670	1,040	3,890	3,890	320	2,610	280	3,210	280	3,210	280	3,210
1 1/8	6,580	6,760	23,200	840	2,990	5,750	2,990	7,780	170	7,780	170	7,780
1 1/4	41,650	20,420	22,450	64,980	24,650	4,540	13,960	920	21,860	920	21,860	80
1 1/2	137,920	56,820	72,000	268,740	6,000	6,000	43,370	12,360	86,290	12,360	86,290	80
1 3/4	126,029	32,870	46,740	208,639	57,679	4,483	53,829	59,131	174,752	59,131	174,752	80
1 7/8	37,460	6,990	9,390	54,450	780	60,230	60,230	160,800	160,800	160,800	160,800	80
1 31/32	6,640	430	600	6,870	20	6,100	6,100	54,480	54,480	54,480	54,480	80
1 1/8	100	60	190	950	60	640	60	600	600	600	600	80
1 3/8	100	30	80	130	20	80	20	70	70	70	70	80
1 3/4	20	-	40	40	-	40	-	40	-	40	-	70
1 7/8	-	-	40	40	-	40	-	40	-	40	-	70
1 31/32	-	-	90	130	-	40	-	40	-	40	-	40
1 1/4 and longer	40	-	-	-	-	-	-	-	-	-	-	40
All lengths	362,899	123,960	160,360	1,647,229	124,449	25,673	203,649	136,071	1,469,942	1,469,942	1,469,942	86.7
Average staple length (324 inches)	32.4	32.1	32.2	32.5	33.1	30.8	35.2	35.4	35.1	35.4	35.1	35.1

1/ As reported by the Bureau of the Census, running bales, linters excluded.

COTTON PRODUCTION IN GEORGIA AND LOUISIANA,
BY DISTRICTS, 1945-46



GEORGIA

Each dot represents 1,000 bales



LOUISIANA

Each dot represents 1,000 bales

Table 80.—Grade and staple length of upland cotton ginned, by States and districts, 1917-18 - Continued

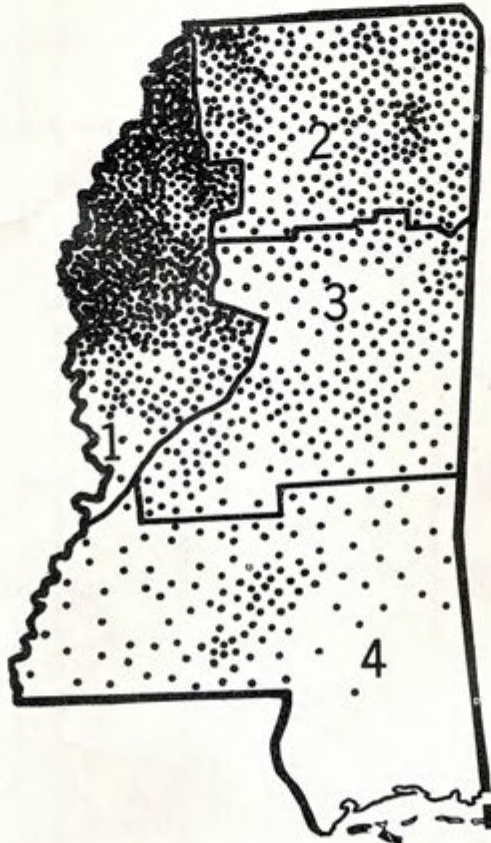
MISSISSIPPI

NORTH CAROLINA

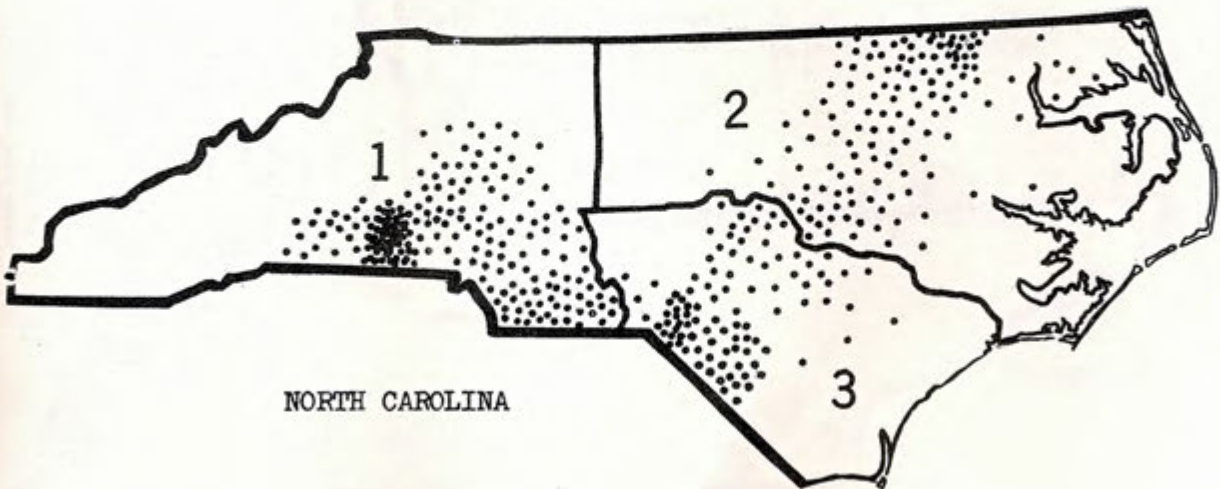
Grade and staple length	Ginned in district														Ginned in the State							
	1		2		3		4		5		6		7		8		9		10		11	
	Bales	Value	Bales	Value	Bales	Value	Bales	Value	Bales	Value	Bales	Value	Bales	Value	Bales	Value	Bales	Value	Bales	Value	Bales	Value
Whites:																						
1-4/8	980																					
2-4/8	40,030																					
3-4/8	201,570																					
4-4/8	369,984																					
5-4/8	183,817																					
6-4/8	112,000																					
7-4/8	87,680																					
8-4/8	19,910																					
9-4/8	3,550																					
Total	896,584	317,167	161,696	87,476																122,660	118,723	353,994
Spotted:																						
3-0/8	100																					
4-0/8	1,310																					
5-0/8	3,980																					
6-0/8	660																					
7-0/8	50																					
Total	2,460	6,890	13,210	10,120																68,130	17,690	99,760
Tinged:																						
3-0/8																						
4-0/8																						
5-0/8																						
6-0/8																						
7-0/8																						
Total																				30	10	30
Gray:																						
3-0/8	40																					
4-0/8	7,150																					
5-0/8	10,500																					
6-0/8	280																					
Total	17,900	1,170	40																	320	2,330	3,050
Below grade	150																			110	160	280
All grades	919,094	325,587	174,976	97,996																132,040	133,113	132,841
Grade index	99.0	99.6	99.4	99.1																90.5	88.7	88.2
Staple length (Inches)																						
13/16 and shorter	20																					
29/32	10																					
15/16	80																					
31/32	280																					
62/100	2,210																					
1-1/16	338,994																					
1-1/8	385,990																					
1-1/4	107,110																					
1-1/2	18,700																					
1-5/8	3,090																					
1-7/8	1,500																					
1-7/16 and longer	650																					
All lengths	919,094	325,587	174,976	97,996																132,040	133,113	132,841
Average staple length (384 inches)	33.7	32.9	32.8	32.5																32.4	32.2	32.3

✓ As reported by the Bureau of the Census, running bales, lintners excluded.

COTTON PRODUCTION IN MISSISSIPPI AND NORTH CAROLINA,
BY DISTRICTS, 1945-46



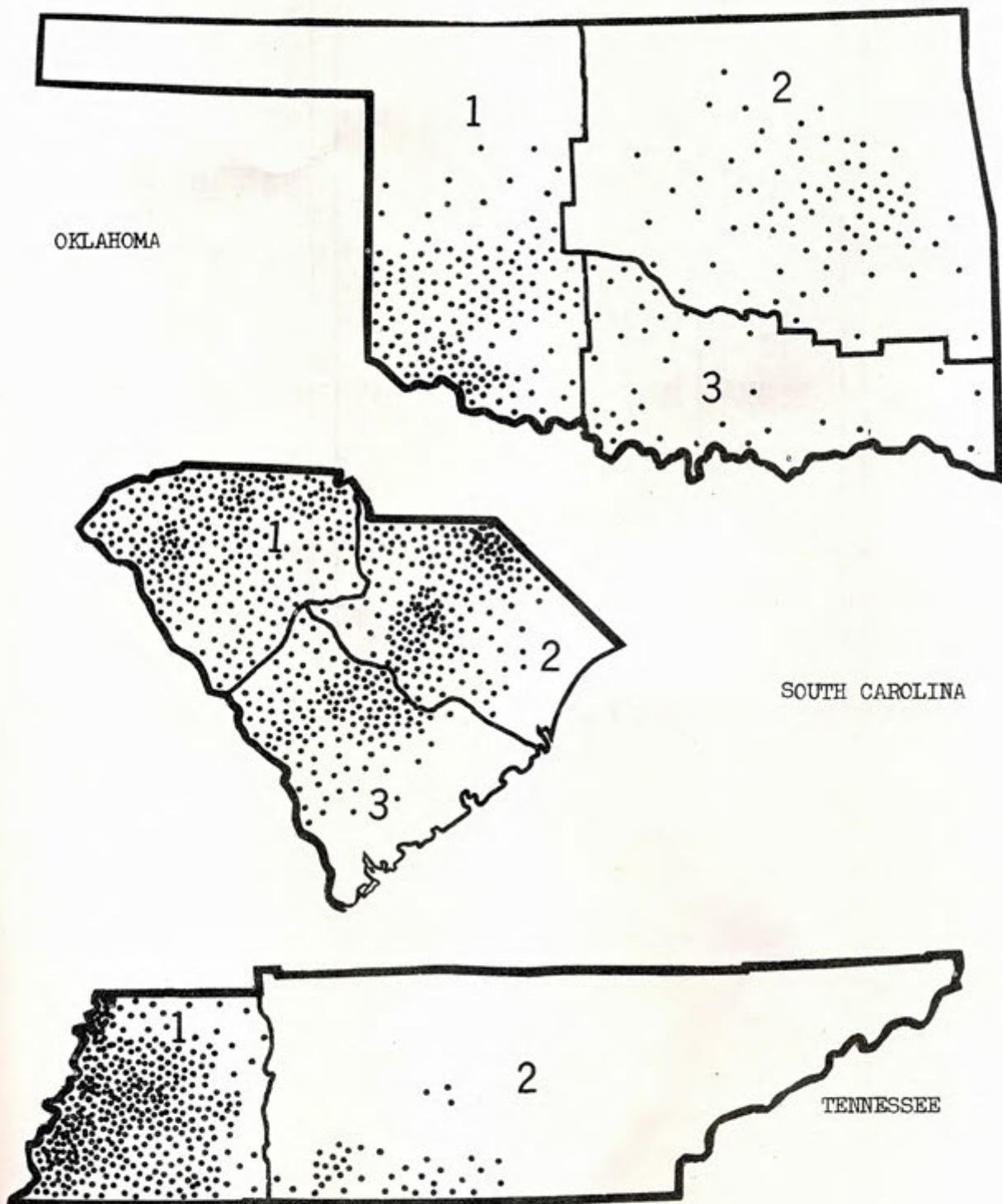
MISSISSIPPI



NORTH CAROLINA

Each dot represents 1,000 bales

COTTON PRODUCTION IN OKLAHOMA, SOUTH CAROLINA,
AND TENNESSEE, BY DISTRICTS, 1945-46



Each dot represents 1,000 bales

Table 30—Grade and staple length of upland cotton classed by States and districts, 1947-48 - Continued

Grade and staple length	Classed in district										Classed in the State									
	1		2		3		4		5		6		7		8		9		10	
	Male	Female	Male	Female	Male	Female	Male	Female	Male	Female	Male	Female	Male	Female	Male	Female	Male	Female	Male	Female
Extra Whites																				
1-1/8"																				
1-1/4"																				
1-1/2"																				
1-3/4"																				
2"																				
2-1/8"																				
2-1/4"																				
2-1/2"																				
2-3/4"																				
3"																				
Total	109,666																			
Whites																				
1-1/8"																				
1-1/4"																				
1-1/2"																				
1-3/4"																				
2"																				
2-1/8"																				
2-1/4"																				
2-1/2"																				
2-3/4"																				
3"																				
Total	2,699,843																			
Spotted																				
1-1/8"																				
1-1/4"																				
1-1/2"																				
1-3/4"																				
2"																				
2-1/8"																				
2-1/4"																				
2-1/2"																				
2-3/4"																				
3"																				
Total	2,699,843																			
Tinged																				
1-1/8"																				
1-1/4"																				
1-1/2"																				
1-3/4"																				
2"																				
2-1/8"																				
2-1/4"																				
2-1/2"																				
2-3/4"																				
3"																				
Total	14,079																			
Yellow Finishes																				
1-1/8"																				
1-1/4"																				
1-1/2"																				
1-3/4"																				
2"																				
2-1/8"																				
2-1/4"																				
2-1/2"																				
2-3/4"																				
3"																				
Total	2,865																			
Gray																				
1-1/8"																				
1-1/4"																				
1-1/2"																				
1-3/4"																				
2"																				
2-1/8"																				
2-1/4"																				
2-1/2"																				
2-3/4"																				
3"																				
Total	9,833																			
Blue Grades																				
1-1/8"																				
1-1/4"																				
1-1/2"																				
1-3/4"																				
2"																				
2-1/8"																				
2-1/4"																				
2-1/2"																				
2-3/4"																				
3"																				
Total	3,313,425																			
Grade index	97.0																			
Staple length (inches)																				
1 3/16 and shorter	699,455																			
7/8	599,212																			
7/8 1/2	599,799																			
1 1/8	548,270																			
1 1/8 1/2	206,112																			
1 1/2	177,677																			
1 1/2 1/2	60,601																			
1 3/4	58,459																			
1 3/4 1/2	1,195																			
1 3/4 1/4	1,950																			
1 3/4 1/2 1/4	165																			
All lengths	3,313,425																			
Average staple length (384 times)	29.5																			

As reported by the Bureau of the Census, rounding values, listers excluded.

COTTON PRODUCTION IN TEXAS,
BY DISTRICTS, 1945-46

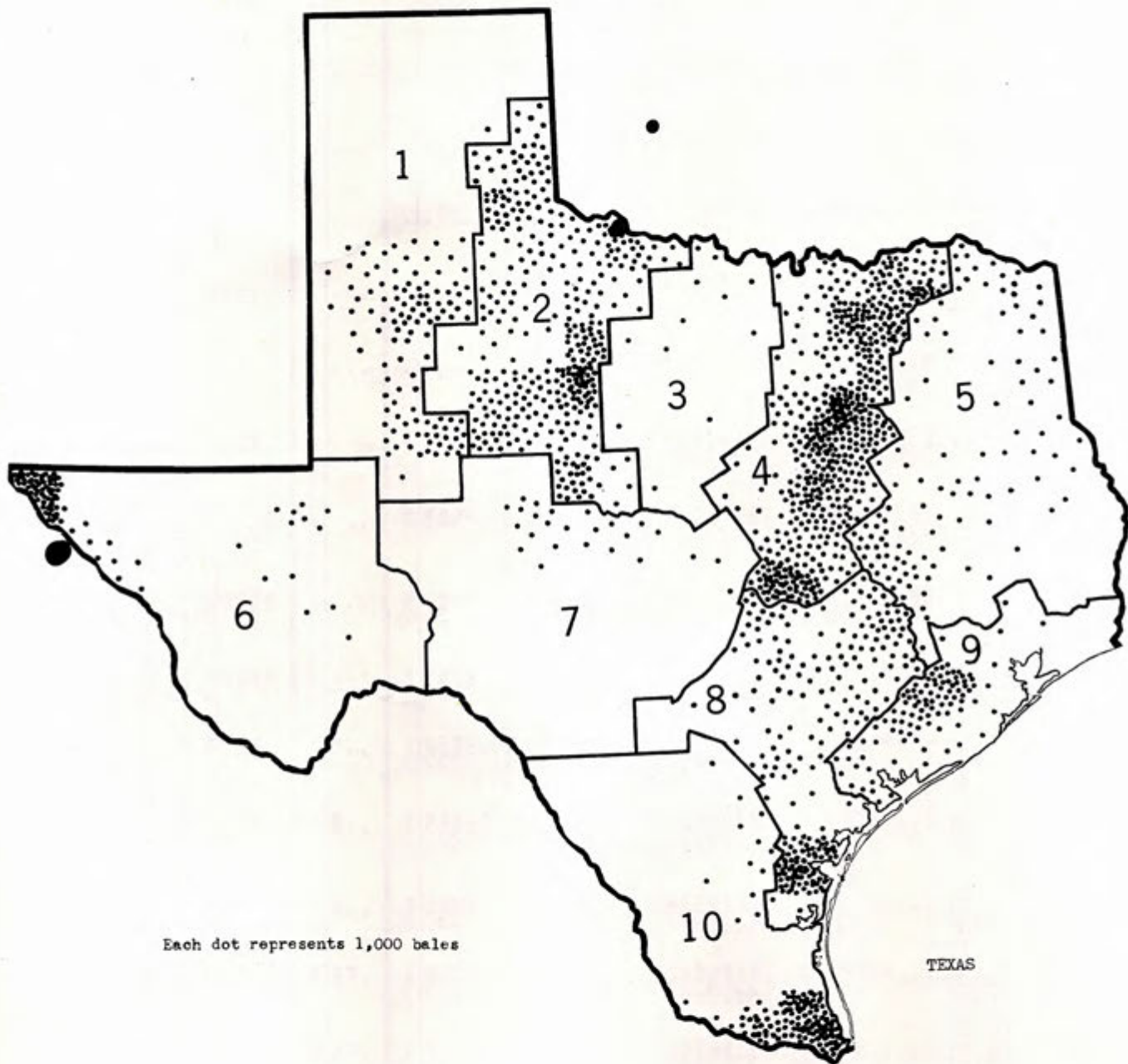


Table 32.--Grade and staple length of American Egyptian cotton
in the carry-over, United States, August 1, 1948

Grade	1-3/8" & shorter	1-7/16" & 1-15/32"	1-1/2" & 1-17/32"	1-9/16" & longer	Total
	Bales	Bales	Bales	Bales	Bales
1	-	-	544	77	621
1½	-	91	1,099	-	1,190
2	-	-	427	7	434
2½	-	-	153	-	153
3	-	-	28	-	28
3½	-	-	-	-	-
4	-	27	17	-	44
4½	4	-	-	-	4
5	23	-	-	-	23
Below Grade	-	-	-	-	-
Total	27	118	2,268	84	2,497 ^{1/}
Percent	1.1	4.7	90.8	3.4	100.0
	Percent	Percent	Percent	Percent	Percent
1	-	-	48.6	91.7	24.9
1½	-	77.1	24.0	-	47.8
2	-	-	18.8	8.3	17.4
2½	-	-	6.7	-	6.1
3	-	-	1.2	-	1.1
3½	-	-	-	-	-
4	-	22.9	.7	-	1.8
4½	14.8	-	-	-	-
5	85.2	-	-	-	.9
Below Grade	-	-	-	-	-
Total	100.0	100.0	100.0	100.0	100.0

^{1/} As reported by the Bureau of the Census.

United States Department of Agriculture, Production and Marketing Administration,
Cotton Branch.

Table 33.--Tenderability of upland cotton in the carry-over, United States, August 1, 1939-48

Year	Tenderable ^{1/}		Untenderable		Total ^{2/}	
	Bales	Percent	Bales	Percent	Bales	Percent
1939. . . .	11,330,214	87.5	1,612,904	12.5	12,943,118	100.0
1940. . . . ^{3/}	8,761,765	83.8	1,691,428	16.2	10,453,193	100.0
1941. . . . ^{3/}	10,138,422	84.4	1,872,097	15.6	12,010,519	100.0
1942. . . . ^{3/}	7,700,861	73.5	2,774,149	26.5	10,475,010	100.0
1943. . . . ^{3/}	7,896,960	75.0	2,633,002	25.0	10,529,962	100.0
1944. . . . ^{3/}	7,627,327	72.2	2,931,302	27.8	10,558,629	100.0
1945. . . . ^{3/}	7,597,006	69.0	3,409,391	31.0	11,006,397	100.0
1946. . . . ^{3/}	4,904,262	68.4	2,261,203	31.6	7,165,465	100.0
1947. . . . ^{3/}	1,854,707	77.5	537,342	22.5	2,392,049	100.0
1948. . . . ^{3/}	2,421,756	81.1	566,201	18.9	2,987,957	100.0

^{1/} Tenderable in settlement of futures contracts.

^{2/} As reported by the Bureau of the Census.

^{3/} Tenderable on futures contracts, with the exception of any bales reduced in grade and/or staple length, and of non-rain-grown cotton below Middling (White or Extra White) in grade and/or shorter than 1-1/32 inches in staple length. This information is not complete on reductions, in grade and/or staple length and of non-rain-grown cotton below Middling (White or Extra White) in grade and/or shorter than 1-1/32" in staple length.

Table 34.--Grade index and average staple length of upland cotton in the carry-over, by places of storage, United States, August 1, 1945-48

Place of storage	Grade Index				Average staple length			
	1945	1946	1947	1948	1945	1946	1947	1948
					32d	32d	32d	32d
	:Index	Index	Index	Index	inches	inches	inches	inches
Consuming establishments. . .	: 96.6	95.0	94.9	96.4	32.9	32.9	33.1	33.1
Public warehouses, compresses, and elsewhere	: 91.6	90.4	91.0	92.9	30.5	31.2	32.5	32.2
All places of storage	: 92.5	91.8	93.2	94.6	30.9	31.7	32.8	32.7

Table 35.—Grade and Staple length of upland cotton in the carry-over, by places of storage, United States, August 1, 1945-46

Grade and length	Consuming establishments				Public warehouses, compresses, and elsewhere 1/				All places of storage			
	1945	1946	1947	1948	1945	1946	1947	1948	1945	1946	1947	1948
	Sales 2/	Sales 2/	Sales 2/	Sales 2/	Sales 2/	Sales 2/	Sales 2/	Sales 2/	Sales 2/	Sales 2/	Sales 2/	Sales 2/
Extra White:												
3-G.M.	1,748	-	989	10,828	8,852	2,778	423	3,983	10,600	2,778	1,382	14,911
4-G.M.	12,632	3,724	3,477	26,462	162,467	41,772	952	26,555	175,079	45,496	4,429	83,017
5-M.	9,361	5,927	1,128	14,484	140,121	51,935	1,190	18,142	149,462	87,862	2,318	32,596
6-G.L.M.	3,211	5,493	4,142	3,548	84,395	16,003	1,321	2,319	87,605	23,495	5,463	8,867
7-L.M.	774	803	426	1,170	29,343	9,482	680	882	30,117	9,285	1,106	2,052
8-G.O.O.	161	-	123	8	22,853	13,474	1,202	1,244	23,024	13,474	1,325	1,252
9-G.O.	23	-	-	-	9,938	6,179	821	385	9,961	6,179	821	385
Total	27,890	16,947	10,255	56,470	457,979	142,623	6,589	53,510	485,869	158,570	16,844	109,980
White:												
1-M.F.	-	-	-	-	-	-	-	-	-	-	-	-
2-G.M.	2,328	-	25	-	-	-	1,055	1,092	2,328	-	1,080	1,092
3-G.M.	26,637	14,836	17,633	23,581	13,950	19,406	32,191	17,924	50,797	36,242	49,824	41,506
4-G.M.	268,289	263,094	187,610	254,527	343,990	301,258	227,186	222,590	639,279	564,352	414,696	477,117
5-M.	767,816	851,969	485,645	530,425	1,779,993	1,086,801	157,584	441,473	2,546,569	1,937,770	643,229	971,890
6-G.L.M.	487,939	649,666	318,435	277,238	2,379,756	1,194,691	164,812	236,865	2,867,705	1,743,357	483,247	514,103
7-L.M.	132,978	184,011	105,439	88,820	1,306,001	587,318	124,106	204,273	1,438,979	773,329	240,545	295,058
8-G.O.O.	52,520	112,266	94,242	56,821	894,014	447,440	155,375	117,117	646,534	359,706	249,617	173,958
9-G.O.	13,926	36,947	13,457	12,039	311,241	343,771	47,463	26,062	328,167	380,318	60,920	38,151
Total	1,759,433	2,011,789	1,223,386	1,243,501	6,727,925	3,979,285	919,772	1,267,396	8,487,358	5,991,074	2,143,153	2,510,897
Spotted:												
3-G.M.	8,914	1,770	807	1,930	16,188	12,485	2,162	2,855	22,099	14,255	2,969	4,785
4-G.M.	26,138	17,618	7,849	14,401	525,553	236,258	16,681	29,671	551,491	253,881	24,530	44,072
5-M.	22,650	29,550	18,982	23,313	751,110	337,373	29,502	81,971	773,770	368,933	48,494	75,284
6-G.L.M.	21,059	31,039	22,319	20,312	247,453	181,546	34,125	66,264	268,542	192,585	56,344	86,576
7-L.M.	4,381	14,059	9,916	12,894	186,830	179,676	35,313	48,460	191,011	192,735	45,329	61,344
Total	80,152	93,046	59,773	72,850	1,728,961	926,343	117,783	199,211	1,807,113	1,019,389	177,556	272,061
Tinged:												
3-G.M.	-	-	301	212	1,596	883	78	1	1,696	883	379	213
4-G.M.	518	166	888	856	9,702	8,676	1,199	2,129	10,220	9,042	2,067	2,385
5-M.	1,431	532	2,177	8,256	14,561	14,170	2,959	11,243	15,992	14,702	5,136	19,498
6-G.L.M.	1,226	3,366	3,678	12,661	16,914	12,470	4,865	16,718	18,140	15,836	8,541	28,279
7-L.M.	329	5,747	2,757	3,519	24,471	16,393	3,861	7,229	24,870	22,140	6,118	10,348
Total	3,504	9,810	9,799	25,403	67,344	52,792	12,462	36,320	70,848	62,602	22,261	61,723
Yellow Stained:												
3-G.M.	-	-	-	-	16	12	170	-	161	12	170	-
4-G.M.	-	9	-	52	181	123	176	88	181	132	176	140
5-M.	147	17	155	201	2,001	2,017	829	1,623	2,148	2,034	984	1,824
Total	147	26	155	253	2,198	2,152	1,175	1,711	2,345	2,178	1,330	1,964
Gray:												
3-G.M.	-	99	13	-	3,402	749	378	2,864	3,402	848	389	2,864
4-G.M.	6,379	6,412	2,200	2,697	27,159	12,776	2,003	6,264	33,538	19,188	4,203	8,961
5-M.	17,806	29,930	4,090	1,854	39,365	24,945	3,105	5,452	57,171	54,875	7,195	7,306
6-G.L.M.	-	-	3,564	1,043	-	-	765	226	-	-	4,429	1,269
Total	24,185	36,441	9,967	5,594	69,926	38,470	6,249	14,806	94,111	74,911	16,216	20,400
Below Grade	3,161	6,906	4,683	2,131	55,592	44,636	10,001	8,801	56,753	51,741	14,684	10,932
All Grades 3/	1,898,472	2,173,964	1,318,018	1,406,202	9,107,925	5,186,501	1,074,031	1,581,755	11,006,397	7,350,465	2,392,049	2,987,957
Index of grade	96.6	95.0	94.9	96.4	91.6	90.4	91.0	92.9	92.5	91.7	93.2	94.6
Staple length (inches)												
13/16 and shorter	11,906	18,941	10,115	15,403	1,153,978	558,238	15,221	37,678	1,166,983	877,179	25,336	52,961
7/8	66,574	79,388	57,720	56,447	1,804,902	762,962	80,987	101,884	1,871,475	842,340	106,707	158,331
29/32	56,347	61,441	23,427	26,259	762,920	300,068	32,474	57,200	821,267	361,509	54,901	83,459
15/16	166,284	174,559	89,441	69,798	1,121,064	611,968	94,267	132,234	1,287,348	796,527	183,706	202,032
1/32	94,066	132,707	68,044	75,379	629,450	342,587	91,094	121,084	732,505	475,294	159,138	196,463
1	368,393	421,969	269,413	280,423	1,067,887	727,855	241,247	321,733	1,436,280	1,149,821	510,662	602,156
1-1/32	396,814	434,761	261,005	241,698	931,060	576,358	250,197	364,276	1,327,874	1,011,119	611,202	615,974
1-1/16	380,965	390,162	228,770	286,157	770,941	625,158	152,235	295,897	1,151,906	1,015,320	378,005	562,054
1-3/32	147,585	233,846	115,027	122,745	533,904	355,053	50,891	90,269	681,389	588,899	165,915	213,012
1-1/8	78,095	102,914	102,180	125,369	180,332	158,242	35,622	39,855	258,428	261,156	137,782	165,224
1-5/32	66,504	85,088	55,249	57,965	59,360	70,796	19,597	14,666	126,464	133,834	74,846	72,629
1-3/16	28,166	29,255	24,018	17,153	44,361	44,999	17,897	8,228	72,527	74,264	41,315	25,381
1-7/32	11,280	11,096	4,562	2,620	20,394	22,313	6,518	1,423	31,674	33,409	11,080	4,043
1-1/4 and longer	23,523	19,888	13,065	8,790	27,862	29,912	16,364	5,428	51,375	49,504	29,449	14,218
All lengths 3/	1,898,472	2,173,964	1,318,018	1,406,202	9,107,925	5,186,501	1,074,031	1,581,755	11,006,397	7,350,465	2,392,049	2,987,957
Average staple length	32.9	32.9	33.1	33.1	30.5	31.2	32.4	32.2	30.9	31.7	32.6	32.7

See footnotes at end of table.

Table 35--Grade and staple length of upland cotton in the carry-over, by places of storage, United States, August 1, 1945-48--Continued

Grade and length	Consuming establishments				Public warehouses, compresses, and elsewhere ^{1/}				All places of storage			
	1945	1946	1947	1948	1945	1946	1947	1948	1945	1946	1947	1948
	Percent	Percent	Percent	Percent	Percent	Percent	Percent	Percent	Percent	Percent	Percent	Percent
Extra Whites:												
3-0.M.	0.1	-	0.1	0.8	0.1	0.1	*	0.3	0.1	*	0.1	0.5
4-0.M.	7	0.2	.3	1.8	.8	.8	0.1	1.7	1.6	0.6	.2	1.8
5-M.5	.3	.1	1.0	1.5	1.0	.1	1.1	1.4	.8	.1	1.1
6-0.L.M.2	.2	.3	.3	.9	.3	.1	.1	.7	.3	.2	.2
7-L.M.	*	*	*	.1	.3	.2	.1	.1	.3	.1	*	.1
8-0.G.O.	*	*	*	*	.3	.3	.1	.1	.2	.2	.1	*
9-0.O.	*	*	*	*	.1	.1	.1	*	.1	.1	*	*
Total	1.5	.7	.8	4.0	5.0	2.8	.6	3.4	4.4	2.1	.7	3.7
White:												
1-M.F.	-	-	-	-	-	-	-	-	-	-	-	-
2-0.O.M.1	-	-	-	-	-	.1	.1	*	*	*	*
3-0.M.	1.9	.7	1.3	1.7	.2	.4	3.0	1.1	.5	.5	2.1	1.4
4-0.M.	11.0	12.1	11.2	18.1	3.8	5.4	21.1	11.1	5.5	7.7	17.3	16.0
5-M.	10.4	39.1	36.8	37.7	19.5	20.9	14.7	27.9	23.1	24.3	27.0	32.5
6-0.L.M.	25.7	25.2	21.2	19.7	26.2	23.1	15.3	15.0	26.0	23.7	20.2	17.2
7-L.M.	7.0	8.5	8.1	6.3	14.3	11.3	12.5	12.9	13.1	10.5	10.1	9.8
8-0.G.O.	2.8	5.2	7.2	4.0	6.5	8.6	14.5	7.4	5.9	7.6	10.4	5.8
9-0.O.7	1.7	1.0	.9	3.4	6.6	4.4	1.6	3.0	5.2	2.5	1.3
Total	92.6	92.5	92.6	88.4	73.9	76.7	85.6	80.1	77.1	81.5	69.6	84.0
Spotted:												
3-0.M.3	.1	.1	.1	.2	.2	.2	.2	.2	.2	.1	.2
4-0.M.	1.4	.8	.6	1.0	5.8	4.6	1.6	1.9	5.0	3.4	1.0	1.5
5-M.	1.2	1.3	1.4	1.8	8.2	6.5	2.8	3.3	7.2	5.0	2.0	2.5
6-0.L.M.	1.1	1.4	1.6	1.4	2.7	3.1	3.2	4.1	2.4	2.6	2.4	2.9
7-L.M.2	.7	.8	.9	2.1	3.5	3.2	3.1	1.7	2.6	1.9	2.0
Total	4.2	4.3	4.5	5.2	19.0	17.9	11.0	12.6	16.5	13.8	7.4	9.1
Tinged:												
3-0.M.	-	-	*	*	*	*	*	*	*	*	*	*
4-0.M.	*	*	.1	.1	.1	.2	.1	.1	.1	.1	.1	.1
5-M.1	*	.2	.6	.1	.3	.3	.7	.1	.2	.2	.7
6-0.L.M.1	.2	.2	.2	.2	.2	.5	1.0	.2	.2	.3	.9
7-L.M.	*	.3	.2	.3	.3	.3	.3	.5	.2	.4	.3	.4
Total2	.5	.7	1.8	.7	1.0	1.2	2.3	.6	.9	.9	2.1
Yellow Stained:												
3-0.M.	-	-	-	-	*	*	*	-	*	*	*	-
4-0.M.	*	*	*	*	*	*	*	*	*	*	*	*
5-M.	*	*	*	*	*	*	.1	.1	*	*	.1	.1
Total	*	*	*	*	*	*	.3	.3	*	*	.1	.3
Greys:												
3-0.M.	-	*	*	-	*	*	*	.2	*	*	*	.1
4-0.M.3	.3	.2	.2	.3	.2	.2	.4	.4	.3	.2	.3
5-M.	1.0	1.4	.3	.1	.5	.5	.3	.3	.5	.7	.3	.3
6-0.L.M.	-	-	.3	.1	-	-	.1	*	-	-	.2	-
Total	1.3	1.7	.8	.4	.8	.7	.6	.9	.9	1.0	.7	.7
Below Grade2	.3	.4	.2	.6	.9	.2	.6	.5	.7	.6	.3
All grades	100.0	100.0	100.0	100.0	100.0	100.0	100.0	100.0	100.0	100.0	100.0	100.0
Staple length												
1 1/16" and shorter	.6	.9	.8	1.1	12.7	10.8	1.4	2.4	10.6	7.8	1.1	1.8
7/8"	3.5	3.7	4.4	4.0	19.7	14.6	4.4	6.4	15.9	11.4	4.6	5.3
29/32"	3.1	2.8	1.7	1.9	8.4	5.8	3.0	3.6	7.5	4.9	2.3	2.8
15/16"	8.7	8.0	6.8	5.0	12.3	11.8	8.8	8.4	11.7	10.7	7.7	6.8
31/32"	5.0	6.1	5.2	5.4	6.9	6.6	8.5	7.7	6.6	6.5	6.7	6.6
1"	19.4	19.4	20.5	19.9	11.7	14.0	22.5	20.3	13.0	15.7	21.3	20.2
1-1/32"	20.9	20.0	19.8	18.6	10.2	11.1	23.3	22.6	12.1	13.7	21.3	20.6
1-1/16"	20.1	17.9	17.0	20.4	8.5	12.1	14.2	18.7	10.5	13.8	15.8	19.5
1-3/32"	7.8	10.8	8.7	8.7	5.9	6.8	4.7	5.7	6.2	8.0	6.9	7.1
1-1/8"	4.1	4.7	7.8	8.9	2.0	3.1	3.3	2.3	3.5	5.8	5.5	5.5
1-5/32"	3.5	2.9	4.2	4.1	.7	1.4	1.8	.9	1.1	1.8	3.1	2.4
1-3/16"	1.5	1.4	1.8	1.2	.5	.9	1.6	.5	.7	1.0	1.7	.8
1-7/32"	.6	.5	.3	.2	.2	.4	.6	.1	.3	.5	.5	.1
1-1/4" and longer	1.2	.9	1.0	.6	.3	.6	1.5	.3	.5	.7	1.2	.5
All lengths	100.0	100.0	100.0	100.0	100.0	100.0	100.0	100.0	100.0	100.0	100.0	100.0

^{1/} The "elsewhere" cotton, as reported by the Bureau of the Census, amounted to 824,700 for 1945, 775,000 for 1946, 220,000 for 1947 and 271,000 for 1948.

^{2/} Quantities in running bales; round bales counted as half bales. Linters excluded.

^{3/} As reported by the Bureau of the Census.

* Less than 0.05 percent.

Table 35.-- Staple length of cotton of foreign growth ^{1/} in the carry-over, August 1, 1939-48

Growth and length (inches)	1939	1940	1941	1942	1943	1944	1945	1946	1947	1948
	Sales ^{2/}	Sales ^{2/}	Sales ^{2/}	Sales ^{2/}	Sales ^{2/}	Sales ^{2/}	Sales ^{2/}	Sales ^{2/}	Sales ^{2/}	Sales ^{2/}
Egyptian:										
1-3/32 and shorter	5	18	-	5	-	-	-	-	-	-
1-1/8 and 1-5/32	696	609	446	653	-	-	253	246	-	180
1-3/16 and 1-7/32	267	1,363	1,151	2,001	2,981	1,254	2,691	754	13	-
1-1/4 to 1-11/32	3,137	20,180	19,044	16,896	10,087	21,884	36,256	10,741	3,084	719
1-5/8 to 1-15/32	14,176	11,678	19,486	12,951	16,063	27,496	11,060	16,241	34,840	12,066
1-1/2 to 1-19/32	7,806	4,070	5,296	6,331	8,876	11,263	9,667	11,979	16,848	19,187
1-5/8 to 1-23/32	92	611	-	-	-	-	-	-	3	1,430
1-3/4 and longer	-	-	-	-	-	-	-	128	-	-
All lengths ^{3/}	25,678	38,449	45,423	38,546	38,007	61,896	58,937	40,069	64,488	33,571
Peruvian:										
31/32 and shorter	-	-	-	6	16	-	-	-	-	171
1 and 1-1/32	40	-	-	2	30	-	-	-	-	-
1-1/16 and 1-3/32	-	-	43	-	32	50	-	-	237	-
1-1/8 and 1-5/32	27	45	188	56	-	-	-	420	927	-
1-3/16 and 1-7/32	49	25	697	58	80	191	199	385	630	122
1-1/4 and longer	198	675	222	2,628	1,194	2,123	3,386	5,663	12,716	7,128
All lengths ^{3/}	314	645	1,150	2,750	1,342	2,364	3,685	6,368	14,510	7,421
Chinese:										
13/16 and shorter ^{3/}	11,908	6,478	3,730	2,469	1,037	784	^{4/}	^{4/}	^{4/}	^{4/}
British Indian:										
13/16 and shorter	34,589	45,166	58,233	89,778	45,414	40,856	47,006	101,729	60,797	46,425
7/8 and 29/32	-	58	-	-	-	-	-	-	-	-
15/16 and 31/32	-	-	-	-	-	-	-	-	-	-
1 and longer	-	824	-	-	-	-	-	-	-	-
All lengths ^{3/}	34,589	47,048	58,233	89,778	45,414	40,856	47,006	101,729	60,797	46,425
Other foreign:										
13/16 and shorter	1,100	31	416	-	57	-	731	484	172	514
7/8 and 29/32	617	-	181	13	131	-	-	164	49	29
15/16 and 31/32	-	-	1,259	861	590	-	-	1,669	416	42
1 and 1-1/32	113	90	17,115	767	489	9,636	10,402	2,246	970	98
1-1/16 and 1-3/32	-	-	9,506	3	187	2,673	-	64	92	-
1-1/8 and 1-5/32	-	-	-	16	-	-	-	-	-	-
1-3/16 and 1-7/32	-	-	-	-	-	-	-	-	-	-
1-1/4 and longer	1,869	2,247	2,509	229	732	1,720	4,719	2,006	2,917	1,629
All lengths ^{3/}	3,689	2,368	31,066	1,879	2,156	13,929	15,862	6,633	4,616	2,312
All foreign ^{3/}	76,178	94,968	139,622	155,422	87,956	119,829	125,380	154,819	134,411	89,729

^{1/} Includes American sea-island in 1944, 1945, 1946, 1947 and 1948.^{2/} Quantities in equivalent 500-pound bales.^{3/} As reported by the Bureau of the Census.^{4/} Included in "Other" foreign.

Table 37.--Cotton: Carry-over, crop, supply, and disappearance of American upland, by grade, United States, 1932-48

Year	White and Extra White					Spotted				Other colored 1/	All grades 2/
	Good	Strict	Middling	Low	Strict	Good	Strict	Middling	Low		
beginning	1,000	1,000	1,000	1,000	1,000	1,000	1,000	1,000	1,000	1,000	1,000
August	1,000	1,000	1,000	1,000	1,000	1,000	1,000	1,000	1,000	1,000	1,000
and better	bales 3/	bales 3/	bales 3/	bales 3/	bales 3/	bales 3/	bales 3/	bales 3/	bales 3/	bales 3/	bales 3/
CARRY-OVER											
1932	461	3,224	3,311	1,092	246	247	495	244	59	151	9,560
1933	226	1,964	2,636	1,242	269	228	650	386	101	168	8,070
1934	286	1,901	2,687	1,147	253	128	590	379	112	276	7,638
1935	171	1,661	2,696	1,231	235	57	491	356	77	165	7,129
1936	83	1,043	1,960	863	251	81	396	287	133	233	5,330
1937	99	675	1,393	864	333	100	267	275	138	238	4,362
1938	133	1,298	3,439	2,685	1,165	435	714	889	282	396	11,436
1939	196	2,006	4,697	3,073	1,052	131	609	814	148	219	12,943
1940	179	1,428	3,524	2,858	754	69	702	651	118	190	10,453
1941	198	1,601	4,177	3,225	731	163	806	677	147	286	12,011
1942	77	966	2,761	2,862	1,174	428	622	775	371	449	10,475
1943	70	710	2,689	2,861	1,524	627	494	753	387	375	10,530
1944	90	1,043	2,770	2,970	1,397	564	469	702	276	258	10,689
1945	64	784	2,696	2,964	1,469	1,006	674	774	269	417	11,006
1946	36	594	1,943	1,720	760	934	261	356	187	374	7,168
1947	52	419	646	489	242	313	27	46	56	100	2,392
1948	87	530	1,006	680	296	214	49	75	87	156	2,968
CROP											
1932	261	3,280	4,561	1,669	389	174	1,248	673	218	156	12,701
1933	646	3,030	3,309	1,333	283	65	2,610	1,042	226	111	12,664
1934	1,035	3,447	2,709	750	170	46	795	345	96	65	9,458
1935	383	2,488	3,063	1,383	621	256	883	672	319	445	10,403
1936	822	2,571	3,479	1,934	764	250	1,378	775	204	247	12,124
1937	556	2,656	4,874	3,704	1,456	636	1,666	1,664	610	516	16,237
1938	315	2,344	3,779	2,161	345	57	1,432	975	102	87	11,558
1939	183	1,925	3,630	2,940	569	121	776	674	144	96	11,462
1940	69	1,468	5,220	3,459	509	377	335	214	140	320	12,261
1941	29	773	3,446	3,133	1,066	519	449	404	286	309	10,454
1942	40	855	4,302	3,916	1,243	475	605	538	196	193	12,363
1943	163	1,475	3,584	3,745	1,009	238	413	294	64	84	11,069
1944	11	486	3,702	4,333	1,484	646	270	360	180	369	11,831
1945	10	364	2,328	2,924	1,196	613	273	399	161	241	8,809
1946	34	655	2,652	2,866	761	440	361	451	122	133	8,515
1947	365	2,462	4,080	1,780	620	365	698	378	243	356	11,566
SUPPLY 4/											
1932	882	6,504	7,872	2,761	606	421	1,743	817	277	306	22,261
1933	672	4,994	6,145	2,575	552	293	3,260	1,428	326	279	20,724
1934	1,320	5,345	5,276	1,897	423	174	1,385	724	208	341	17,096
1935	554	4,149	5,749	2,614	756	313	1,374	1,027	396	600	17,532
1936	605	3,614	5,439	2,797	1,015	331	1,774	1,066	333	480	17,464
1937	656	3,330	6,267	4,568	1,769	735	1,933	1,939	648	754	22,619
1938	448	3,242	7,218	4,846	1,511	492	2,146	1,864	394	453	23,034
1939	383	3,930	6,527	6,013	1,611	252	1,385	1,688	292	314	24,396
1940	248	2,896	6,814	6,317	1,323	446	1,037	866	258	510	22,714
1941	227	2,374	7,623	6,358	1,617	682	1,255	1,081	433	595	22,445
1942	117	1,821	7,063	6,758	2,417	903	1,227	1,313	567	642	22,838
1943	233	2,185	6,273	6,606	2,533	865	907	1,067	451	459	21,599
1944	101	1,529	6,472	7,303	2,881	1,210	759	1,082	406	647	22,360
1945	74	1,148	5,024	6,876	2,605	1,818	847	1,173	430	758	19,815
1946	70	1,249	4,595	4,586	1,541	1,374	642	807	309	507	16,680
1947	417	2,671	4,726	2,269	1,082	678	725	426	319	455	13,948
DISAPPEARANCE 5/											
1932	626	4,540	5,036	1,619	336	193	1,093	531	176	141	14,191
1933	567	3,093	3,578	1,428	299	165	2,670	1,049	214	5	13,086
1934	1,149	3,667	2,580	666	188	117	894	369	131	186	9,967
1935	471	3,106	3,789	1,751	503	232	978	740	263	367	12,202
1936	806	2,939	4,046	1,933	682	231	1,607	791	196	242	13,072
1937	622	2,032	2,828	1,885	624	301	1,219	1,060	366	368	11,153
1938	253	1,637	2,521	1,773	469	361	1,537	1,050	236	264	10,091
1939	204	2,502	5,003	3,155	677	183	683	1,037	174	224	13,642
1940	50	1,295	4,637	3,092	593	293	231	188	111	124	10,703
1941	160	1,408	4,862	3,506	643	254	633	306	62	146	11,970
1942	47	1,111	4,374	3,907	893	276	733	620	160	267	12,306
1943	143	1,142	3,503	3,636	1,136	301	418	365	176	201	11,040
1944	37	745	3,776	4,349	1,412	205	186	308	137	230	11,364
1945	38	554	3,081	4,186	1,905	884	586	617	243	364	12,650
1946	18	830	3,949	4,097	1,299	1,061	615	769	253	407	13,288
1947	260	2,341	3,721	1,749	787	464	676	351	232	299	10,960

1/ Other colored includes Low Middling Spotted; all grades of Tinged, Light Yellow Stained, Yellow Stained, Gray, and Blue Stained prior to 1936; Low Middling Spotted, and all grades of Tinged, Yellow Stained, and Gray from 1936 to date. Below grade is included with other colored.
 2/ As reported by the Bureau of the Census.
 3/ Running bales; round bales counted as half bales.
 4/ Carry-over at the beginning of the season plus crop.
 5/ Supply minus carry-over at the end of the season.

Table 38.--Cotton: Carry-over, crop, supply and disappearance of American upland, by staple length, United States, 1932-48

Season beginning Aug. 1	15/16" and shorter	7/8" and 29/32"	15/16" and 31/32"	1" and 1-1/32"	1-1/16" and 1-5/32"	1-1/8" and 1-5/32"	1-3/16" and 1-7/32"	1-1/4" and longer	All staple lengths
	1,000 bales 2/	1,000 bales 2/	1,000 bales 2/	1,000 bales 2/	1,000 bales 2/	1,000 bales 2/	1,000 bales 2/	1,000 bales 2/	1,000 bales 2/
CARRY-OVER									
1932	298	3,391	2,704	1,658	755	547	174	33	9,560
1933	189	2,504	2,199	1,775	672	563	142	26	8,070
1934	233	2,534	2,113	1,477	616	529	112	24	7,638
1935	529	2,774	1,799	996	533	356	112	30	7,129
1936	561	2,289	1,259	715	225	191	67	23	5,330
1937	606	1,600	859	644	296	265	90	22	4,362
1938	1,326	3,742	2,614	1,957	1,094	370	114	19	11,436
1939	1,248	3,481	3,069	2,745	1,631	671	76	22	12,943
1940	781	2,827	2,583	2,149	1,443	578	54	38	10,453
1941	705	2,853	3,254	2,780	1,686	598	84	49	12,011
1942	876	2,751	2,335	2,670	1,301	472	107	63	10,475
1943	1,075	2,711	2,040	2,246	1,723	521	136	78	10,530
1944	1,327	2,525	2,208	2,631	1,288	386	137	57	10,559
1945	1,166	2,693	2,010	2,764	1,833	385	104	51	11,006
1946	562	1,172	1,228	2,103	1,562	385	105	48	7,165
1947	25	164	343	1,022	544	213	52	29	2,392
1948	53	242	398	1,219	795	238	29	14	2,988
CROP									
1932	838	4,785	3,671	1,822	872	622	85	6	12,701
1933	539	4,504	3,992	2,004	824	640	145	6	12,654
1934	783	3,491	2,065	1,416	880	681	123	19	9,458
1935	1,320	3,235	2,628	1,682	867	554	105	14	10,403
1936	1,152	3,143	2,617	2,749	1,555	732	156	20	12,124
1937	1,635	5,235	5,038	3,542	1,639	842	90	16	18,237
1938	510	2,006	3,124	2,964	2,024	764	155	51	11,598
1939	627	2,397	2,780	3,351	1,762	426	76	33	11,452
1940	334	1,591	2,999	4,185	2,506	534	67	45	12,261
1941	441	1,224	2,265	3,821	1,968	496	139	80	10,434
1942	531	1,668	2,686	4,331	2,518	521	110	98	12,363
1943	858	1,257	2,593	4,230	1,631	302	142	56	11,069
1944	550	1,330	2,188	4,884	2,539	254	65	21	11,831
1945	234	677	1,697	3,699	2,262	181	40	19	8,809
1946	168	620	1,108	3,494	2,879	201	30	15	8,515
1947	613	1,265	1,774	4,986	2,561	128	7	2	11,556
SUPPLY 3/									
1932	1,136	8,176	6,375	3,480	1,627	1,189	259	39	22,261
1933	728	7,008	6,191	3,779	1,496	1,203	287	32	20,724
1934	1,016	6,025	4,178	2,893	1,496	1,210	235	43	17,096
1935	1,849	6,009	4,427	2,878	1,400	910	215	44	17,532
1936	1,713	5,432	3,876	3,464	1,780	923	223	43	17,464
1937	2,441	6,836	5,897	4,186	1,935	1,107	180	38	22,619
1938	1,836	5,748	5,938	4,921	3,118	1,134	269	70	23,034
1939	1,875	5,878	5,849	6,096	3,393	1,097	152	55	24,395
1940	1,115	4,418	5,582	6,334	3,949	1,112	121	83	22,714
1941	1,146	4,077	5,519	6,601	3,656	1,094	223	129	22,445
1942	1,407	4,419	4,921	6,901	3,819	993	217	161	22,638
1943	1,933	3,968	4,633	6,476	3,354	823	278	134	21,599
1944	1,877	3,856	4,396	7,515	3,827	640	202	78	22,390
1945	1,400	3,370	3,707	6,463	4,095	566	144	70	19,815
1946	730	1,792	2,336	5,897	4,441	586	135	63	15,680
1947	838	1,427	2,117	6,010	3,125	341	59	31	13,946
DISAPPEARANCE 4/									
1932	947	5,672	4,176	1,705	955	606	117	13	14,191
1933	495	4,474	4,078	2,302	880	674	175	8	13,086
1934	487	3,251	2,379	1,897	963	854	123	13	9,967
1935	1,288	3,720	3,168	1,963	1,175	719	148	21	12,202
1936	1,107	3,832	3,017	2,620	1,484	658	133	21	13,072
1937	1,115	3,093	3,083	2,229	841	737	66	19	11,163
1938	588	2,267	2,869	2,176	1,487	463	193	48	10,091
1939	1,094	3,051	3,266	3,947	1,950	519	98	17	13,942
1940	410	1,565	2,328	3,554	2,261	514	37	34	10,703
1941	270	1,326	3,184	4,031	2,355	622	116	66	11,970
1942	332	1,708	2,881	4,655	2,098	472	81	83	12,308
1943	606	1,443	2,425	3,845	2,066	437	141	77	11,040
1944	711	1,162	2,386	4,751	1,994	255	98	27	11,364
1945	838	2,198	2,479	4,360	2,533	161	39	22	12,650
1946	705	1,628	1,993	4,575	3,897	373	63	34	13,268
1947	785	1,185	1,719	4,791	2,330	103	30	17	10,960

- 1/ As reported by the Bureau of the Census.
2/ Running bales, counting round as half bales.
3/ Carry-over at the beginning of the season plus crop.
4/ Supply minus carry-over at the end of the season.

Table 39.--- Grade and staple length of upland cotton in the supply, United States, 1947-48 1/2

Grade	3/4 inch shorter		7/8 1 inch		15/16 1 inch		31/32 1 inch		1-1/32 1 inch		1-1/16 inches		1-3/32 inches		1-1/8 inches		1-5/32 inches		1-3/16 inches		1-7/32 inches		1-1/4 inches and longer	
	Bales	Percent	Bales	Percent	Bales	Percent	Bales	Percent	Bales	Percent	Bales	Percent	Bales	Percent	Bales	Percent	Bales	Percent	Bales	Percent	Bales	Percent	Bales	Percent
Ex. Whites:																								
3-G.M.	-	-	-	-	-	-	-	-	-	-	-	-	-	-	-	-	-	-	-	-	-	-	-	-
4-C.M.	-	-	-	-	-	-	-	-	-	-	-	-	-	-	-	-	-	-	-	-	-	-	-	-
5-M.	-	-	-	-	-	-	-	-	-	-	-	-	-	-	-	-	-	-	-	-	-	-	-	-
6-C.L.M.	-	-	-	-	-	-	-	-	-	-	-	-	-	-	-	-	-	-	-	-	-	-	-	-
7-L.M.	-	-	-	-	-	-	-	-	-	-	-	-	-	-	-	-	-	-	-	-	-	-	-	-
8-C.O.	-	-	-	-	-	-	-	-	-	-	-	-	-	-	-	-	-	-	-	-	-	-	-	-
9-O.C.	-	-	-	-	-	-	-	-	-	-	-	-	-	-	-	-	-	-	-	-	-	-	-	-
Total	15	887	2,402	52	4,866	4,495	19,776	303,070	417,963	260,161	78,862	5,807	2,208	1,973	918	1,003,967	7.2							
Whites:																								
1-M.F.	-	-	-	-	-	-	-	-	-	-	-	-	-	-	-	-	-	-	-	-	-	-	-	-
2-C.M.	-	-	-	-	-	-	-	-	-	-	-	-	-	-	-	-	-	-	-	-	-	-	-	-
3-C.M.	460	6,260	8,080	160	15,496	44,010	33,056	601	767	629	273	540	243	233	713	4,946	-	-	-	-	-	-	-	
4-C.M.	3,012	40,436	116,146	2,443	116,146	371,368	886,870	419,788	110,093	44,948	19,497	646	646	106	713	277,925	2.0	-	-	-	-	-	-	
5-M.	4,959	65,458	203,675	4,183	151,696	463,535	797,131	1,196,562	911,489	218,289	79,289	41,940	23,529	4,153	12,410	4,477,359	32.1	-	-	-	-	-	-	
6-C.L.M.	2,378	31,382	99,972	87,736	115,530	145,623	463,644	676,989	368,636	76,788	34,535	14,610	6,828	3,011	8,628	2,504,532	18.8	-	-	-	-	-	-	
7-L.M.	951	12,602	41,840	53,390	109,318	95,628	266,672	260,589	94,813	12,479	3,774	1,240	544	240	544	1,948,877	7.5	-	-	-	-	-	-	
8-C.O.	604	7,932	24,842	19,283	66,737	51,388	186,038	150,431	35,273	4,027	1,242	547	183	90	240	854,785	4.0	-	-	-	-	-	-	
9-O.C.	608	8,231	25,036	19,294	59,459	45,959	132,959	103,833	23,816	2,833	816	316	106	42	22	119,891	.8	-	-	-	-	-	-	
Total	13,149	169,835	541,701	416,433	918,661	827,174	2,196,866	2,936,360	1,894,329	437,584	169,694	79,999	42,806	11,745	30,475	11,019,071	79.1							
Spotted:																								
3-G.M.	52	20,063	34,061	16,852	16,852	16,822	6,545	6,266	12,264	6,234	1,852	966	138	76	27	24	122,622	.9	-	-	-	-	-	
4-C.M.	979	10,653	116,607	50,983	62,096	42,646	42,646	102,317	30,549	4,276	1,777	1,116	138	917	39	237	606,917	4.5	-	-	-	-	-	
5-M.	960	40,168	53,667	24,443	39,018	59,981	96,888	27,722	3,446	1,684	897	748	387	237	24	486,047	3.1	-	-	-	-	-	-	
6-C.L.M.	990	59,364	66,342	17,659	37,991	30,498	60,947	31,480	9,711	1,363	581	171	83	10	36	318,433	2.3	-	-	-	-	-	-	
7-L.M.	1,672	40,144	29,462	6,289	27,954	16,704	45,917	25,482	3,618	287	179	17	17	27	-	199,952	1.4	-	-	-	-	-	-	
Total	4,863	266,362	302,639	116,966	183,607	137,211	294,626	267,671	77,634	11,313	5,351	2,039	1,339	104	346	1,670,981	12.0							
Tinged:																								
3-G.M.	-	-	10	25	16	302	2	77	60	7	-	-	-	-	-	-	-	-	-	-	-	-	-	-
4-C.M.	2	341	1,463	342	960	508	1,030	1,146	132	182	27	10	27	10	-	-	-	-	-	-	-	-	-	
5-M.	6,196	8,041	2,062	1,033	1,893	2,420	1,441	460	2,315	369	79	66	66	37	-	-	-	-	-	-	-	-	-	
6-C.L.M.	700	17,660	13,599	2,660	5,744	3,691	2,315	3,691	2,315	79	11	11	11	47	-	-	-	-	-	-	-	-	-	
7-L.M.	809	9,747	7,028	706	809	3,911	1,096	3,928	2,800	677	4	-	-	-	-	-	-	-	-	-	-	-	-	
Total	1,614	33,664	30,631	5,788	16,080	6,350	11,044	7,549	1,665	132	77	-	-	-	-	-	-	-	-	-	-	-	-	
Yellow Stained:																								
3-G.M.	-	-	14	14	-	-	-	-	30	15	37	-	-	-	-	-	-	-	-	-	-	-	-	-
4-C.M.	61	279	147	67	6	6	26	2	2	-	-	-	-	-	-	-	-	-	-	-	-	-	-	
5-M.	284	2,273	1,438	140	357	46	91	-	-	-	-	-	-	-	-	-	-	-	-	-	-	-	-	
Total	349	2,662	1,599	207	363	46	147	17	37	-	-	-	-	-	-	-	-	-	-	-	-	-	-	
Gray:																								
3-G.M.	-	-	50	76	100	85	64	503	6,095	4,353	240	26	-	-	-	-	-	-	-	-	-	-	-	-
4-C.M.	52	853	473	661	830	1,037	5,142	13,356	9,299	912	182	106	20	106	-	-	-	-	-	-	-	-	-	
5-M.	22	835	1,376	1,096	2,061	4,905	16,088	17,503	6,870	368	148	37	32	37	-	-	-	-	-	-	-	-	-	
6-C.L.M.	20	600	508	30	785	536	3,264	1,568	648	69	68	-	-	-	-	-	-	-	-	-	-	-	-	
Total	64	1,846	2,432	1,877	3,740	6,862	24,994	36,492	21,170	1,879	403	82	146	-	-	-	-	-	-	-	-	-	-	
Below Grade	763	7,862	5,116	831	5,862	2,402	7,028	2,462	735	58	59	34	41	-	-	-	-	-	-	-	-	-	-	
All grades	20,803	817,290	866,340	640,161	1,132,061	963,540	2,654,461	3,455,601	2,414,133	710,827	264,473	96,431	46,287	13,922	31,789	13,947,979	100.0							
All grades	Percent	Percent	Percent	Percent	Percent	Percent	Percent	Percent	Percent	Percent	Percent	Percent	Percent	Percent	Percent	Percent	Percent	Percent	Percent	Percent	Percent	Percent	Percent	Percent
1/1947 carry-over plus 1947-48 crop	0.1	5.9	6.4	3.9	8.1	7.1	18.3	24.8	17.3	5.1	1.6	0.6	0.3	0.1	0.2	100.0								
Less than 0.05 percent																								
Grade index	Average staple length 96.2																							
	Less than 0.05 percent																							