

SCOTT HATHORN, JR.

3. 1118

**UNITED STATES DEPARTMENT of AGRICULTURE  
PRODUCTION and MARKETING ADMINISTRATION**

**COTTON BRANCH**

**COTTON QUALITY STATISTICS  
UNITED STATES  
1948-49**

SCOTT HATHORN, JR.

**Washington, D. C.**

**1950**

Statistical Bulletin No. 86

This publication is one of a series formerly known as Commodity Statistics (designated as CS and given a number). That series has been discontinued. Publications relating to commodity statistics will be published in the future as Statistical Bulletins.



UNITED STATES DEPARTMENT OF AGRICULTURE  
PRODUCTION AND MARKETING ADMINISTRATION  
Cotton Branch

COTTON QUALITY STATISTICS  
UNITED STATES  
1948-49

In assembling the information on which this report is based, the following agencies cooperated during the 1948-49 season:

Arizona Agricultural Experiment Station  
Louisiana Agricultural Experiment Station  
Louisiana State Department of Agriculture and Immigration  
New Mexico Agricultural Experiment Station  
North Carolina Agricultural Extension Service

Credit is due cotton ginners, warehousemen, dealers, manufacturers, and owners of cotton, whose cooperation has made this report possible.

Washington, D. C.

January 1950

(i)

UNITED STATES DEPARTMENT OF AGRICULTURE  
 PRODUCTION AND MARKETING ADMINISTRATION  
 Cotton Branch

COTTON QUALITY STATISTICS  
 UNITED STATES  
 1948-49

CONTENTS

	Table No.	Page No.
Introduction . . . . .		1-2
United States Cotton Production, 1948-49 . . . . .		3
United States tables:		
Grade and staple length of upland cotton ginned in the United States, 1948-49 . . . . .	1	4-5
Grade and staple length of American Egyptian cotton ginned by States, 1948-49 . . . . .	2	6
Grade and staple length of upland cotton ginned in the United States, during specified periods, 1948-49 . . . . .	3	7
Grade and staple length of American Egyptian cotton ginned in the United States, during specified periods, 1948-49 . . . . .	4	8
Grade of upland cotton ginned in the United States, by States, crops of 1946-48 . . . . .	5	9-10
Staple length of upland cotton ginned in the United States, by States, crops of 1946-48 . . . . .	6	11-12
Grade index and average staple length of upland cotton ginned in the United States, by States, crops of 1943-48 . . . . .	7	13
Preparation of upland cotton ginned in the United States during specified periods, by States, 1948-49 . . . . .	8	14-15
Tenderability of upland cotton ginned, by States, 1948-49 . . . . .	9	16
Tenderability of upland cotton ginned in the United States, 1931-48 . . . . .	10	16
State tables:		
Grade and staple length of upland cotton ginned in Alabama, 1948-49 . . . . .	11	17
Grade and staple length of upland cotton ginned in Arizona, 1948-49 . . . . .	12	18
Grade and staple length of upland cotton ginned in Arkansas, 1948-49 . . . . .	13	19
Grade and staple length of upland cotton ginned in California, 1948-49 . . . . .	14	20
Grade and staple length of upland cotton ginned in Florida, 1948-49 . . . . .	15	21
Grade and staple length of upland cotton ginned in Georgia, 1948-49 . . . . .	16	22
Grade and staple length of upland cotton ginned in Illinois, 1948-49 . . . . .	17	23
Grade and staple length of upland cotton ginned in Kentucky, 1948-49 . . . . .	18	24
Grade and staple length of upland cotton ginned in Louisiana, 1948-49 . . . . .	19	25
Grade and staple length of upland cotton ginned in Mississippi, 1948-49 . . . . .	20	26
Grade and staple length of upland cotton ginned in Missouri, 1948-49 . . . . .	21	27
Grade and staple length of upland cotton ginned in New Mexico, 1948-49 . . . . .	22	28
Grade and staple length of upland cotton ginned in North Carolina, 1948-49 . . . . .	23	29
Grade and staple length of upland cotton ginned in Oklahoma, 1948-49 . . . . .	24	30
Grade and staple length of upland cotton ginned in South Carolina, 1948-49 . . . . .	25	31
Grade and staple length of upland cotton ginned in Tennessee, 1948-49 . . . . .	26	32
Grade and staple length of upland cotton ginned in Texas, 1948-49 . . . . .	27	33
Grade and staple length of upland cotton ginned in Virginia, 1948-49 . . . . .	28	34
Grade and staple length of upland cotton ginned, during specified periods, by States, 1948-49 . . . . .	29	35-43
Grade and staple length of upland cotton ginned, by States and districts, 1948-49 . . . . .	30	44-53
Carry-over tables:		
Grade and staple length of upland cotton in the carry-over, United States, August 1, 1948 . . . . .	31	54-56
Grade and staple length of American Egyptian cotton in the carry-over, United States, August 1, 1948 . . . . .	32	56
Tenderability of upland cotton in the carry-over, United States, August 1, 1948 . . . . .	33	57
Grade index and average staple length of upland cotton in the carry-over, by places of storage, United States, August 1, 1946-49 . . . . .	34	57
Grade and staple length of upland cotton in the carry-over, by places of storage, United States, August 1, 1946-49 . . . . .	35	58-59
Staple length of cotton of foreign growth in the carry-over, August 1, 1948 . . . . .	36	60
Supply and disappearance tables:		
Carry-over, crop, supply and disappearance of American upland cotton, by grade, United States, 1932-49 . . . . .	37	61
Carry-over, crop, supply and disappearance of American upland cotton, by staple length, United States, 1933-49 . . . . .	38	62
Grade and staple length of upland cotton in the supply, United States, 1948-49 . . . . .	39	63



Cotton Quality Statistics, United States  
1948-49

This report contains information on the quality of cotton ginned during the 1948-49 season, and on the quality of cotton on hand in the United States on August 1, 1949. To facilitate comparison, certain data contained in the reports for previous years are included. This information should be helpful to cotton growers and breeders and to merchants, consumers, research workers, and others interested in the quality of the crop, and the carry-over.

Estimates of the quality of the ginnings for most of the States are based on the classification of samples representing approximately 10 percent of the crop of upland cotton. These samples were submitted by gins selected to represent a cross-section of the quality of total ginnings by districts and States. In the case of upland and American Egyptian cotton in Arizona, California, New Mexico and in district 6 of Texas, where from 95 to 100 percent of ginnings are classed under another program, the total samples classed are adjusted to ginnings and used in preparing the estimates. The proportions of the various qualities found in the samples classed were applied to total ginnings as reported by the Bureau of the Census for upland and American Egyptian cotton. For the purpose of preparing the estimates, the major cotton-producing States are divided into districts. Samples classed were weighted by ginning periods for all cotton-producing States as well as by districts for most of the major cotton-producing States.

The report for the carry-over includes statistics on the grade and staple length of upland and American Egyptian cotton and on the staple length of cotton of foreign growth on hand in the United States on August 1, 1949. The estimates of the quality of the carry-over were based on the classification of samples representative of the cotton in consuming establishments, in public warehouses and compresses, and in other places of storage. The proportions of the various qualities found in the samples classed were applied in each instance to the total number of bales in the consuming establishments, public warehouses or compresses, or in other places of storage. Samples were classed from over 85 percent of all cotton located in such places of storage. The figures on the quality of cotton from which samples were classed for each State and for the principal types of storage were then raised to correspond with the number of bales as reported by the Bureau of the Census.

The tables in this report that contain figures on the tenderability of cotton on futures contracts indicate only the total quantities tenderable and untenderable. Reports of this series issued prior to 1941 have given separately the quantities of cotton of untenderable grades, those of untenderable staple lengths, and those untenderable in both grade and staple length.

A revision in cotton futures contracts after 1941 has reduced the number of tenderable grades and has excluded from delivery any cotton reduced in grade or staple length because of irregularities or defects found in the samples submitted for classification. Moreover, the revisions have limited the tenderable qualities of non-rain-grown cottons to those classified as Middling or better, White and Extra White, 1-1/32 inches and longer in staple. In view of these changes in the cotton futures contracts, it is not practicable to tabulate the data on tenderability in the same detail as heretofore.

Throughout this report the official grade designations are abbreviated as follows: Middling Fair, 1-M.F.; Strict Good Middling, 2-S.G.M.; Good Middling, 3-G.M.; Strict Middling, 4-S.M.; Middling, 5-M.; Strict Low Middling, 6-S.L.M.; Low Middling, 7-L.M.; Strict Good Ordinary, 8-S.G.O.; Good Ordinary, 9-G.O.



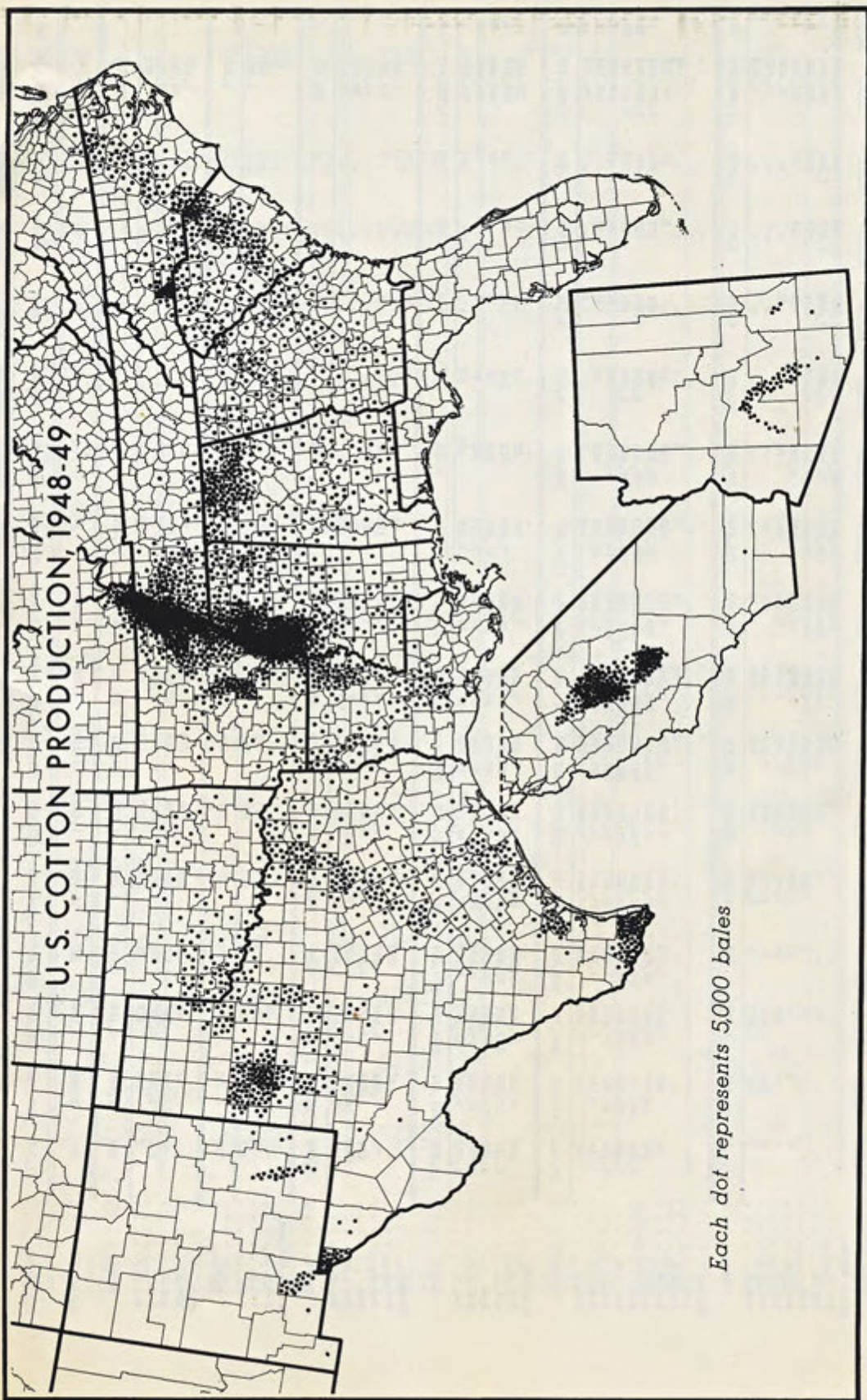
















Table 4.—Grade and staple length of American Egyptian cotton ginned in the United States, during specified periods, 1948-49

Grade and staple length	Ginnings					
	Prior to Sept. 1	September	October	November	After Nov. 30	Total Crop
	Bales	Bales	Bales	Bales	Bales	Bales
1. . . . .	-	105	904	372	24	1,405
1-1/2. . . . .	-	42	353	556	110	1,061
2. . . . .	-	7	100	277	192	576
2-1/2. . . . .	-	-	11	56	134	201
3. . . . .	-	-	6	6	101	113
3-1/2. . . . .	-	-	2	3	51	56
4. . . . .	-	-	-	-	20	20
4-1/2. . . . .	-	-	-	-	13	13
5 and lower. . . . .	-	-	-	-	20	20
All grades 1/	-	154	1,376	1,270	665	3,465
<u>Staple length</u> (inches)						
1-9/32 and shorter . . . . .	-	-	-	-	-	-
1-5/16 and 1-11/32 . . . . .	-	-	-	-	-	-
1-3/8 and 1-13/32 . . . . .	-	-	-	94	12	106
1-7/16 and 1-15/32 . . . . .	-	-	20	1,116	156	1,292
1-1/2 and 1-17/32 . . . . .	-	89	1,165	60	497	1,811
1-9/16 and longer . . . . .	-	65	191	-	-	256
All lengths 1/	-	154	1,376	1,270	665	3,465
Grade	Percent	Percent	Percent	Percent	Percent	Percent
1. . . . .	-	68.2	65.7	29.3	3.6	40.5
1-1/2. . . . .	-	27.3	25.7	43.8	16.5	30.6
2. . . . .	-	4.5	7.3	21.8	28.9	16.6
2-1/2. . . . .	-	-	.8	4.4	20.1	5.8
3. . . . .	-	-	.4	.5	15.2	3.3
3-1/2. . . . .	-	-	.1	.2	7.7	1.6
4. . . . .	-	-	-	-	3.0	.6
4-1/2. . . . .	-	-	-	-	2.0	.4
5 and lower. . . . .	-	-	-	-	3.0	.6
All grades	-	100.0	100.0	100.0	100.0	100.0
<u>Staple length</u> (inches)						
1-9/32 and shorter . . . . .	-	-	-	-	-	-
1-5/16 and 1-11/32 . . . . .	-	-	-	-	-	-
1-3/8 and 1-13/32 . . . . .	-	-	-	7.4	1.8	3.1
1-7/16 and 1-15/32 . . . . .	-	-	1.5	87.9	23.5	37.3
1-1/2 and 1-17/32 . . . . .	-	57.8	84.6	4.7	74.7	52.2
1-9/16 and longer . . . . .	-	42.2	13.9	-	-	7.4
All lengths	-	100.0	100.0	100.0	100.0	100.0

1/ As reported by the Bureau of the Census, running bales.









Table 6.—Staple length of upland cotton ginned in the United States, by States, crops of 1946-48

State	Year	13/16		7/8		29/32		16/16		51/32		1		1-1/32		1-1/16		1-5/32		1-1/8		1-3/16		1-7/32		1-1/4		All staple lengths 2/					
		Miles	Inches	Miles	Inches	Miles	Inches	Miles	Inches	Miles	Inches	Miles	Inches	Miles	Inches	Miles	Inches	Miles	Inches	Miles	Inches	Miles	Inches	Miles	Inches	Miles	Inches	Miles	Inches	Miles	Inches		
Alabama	1946	280	4,480	3,000	26,680	61,740	337,760	314,096	47,080	2,140	970	1,770	1,190	1,190	1,770	1,190	1,770	1,190	1,770	1,190	1,770	1,190	1,770	1,190	1,770	1,190	1,770	1,190	1,770	1,190	1,770		
	1947	2,120	7,780	6,680	39,680	130,180	410,850	269,483	37,890	1,790	1,790	1,790	1,790	1,790	1,790	1,790	1,790	1,790	1,790	1,790	1,790	1,790	1,790	1,790	1,790	1,790	1,790	1,790	1,790	1,790	1,790		
	1948	2,602	16,936	14,886	90,688	147,801	322,027	412,213	149,820	9,191	903	56	56	56	56	56	56	56	56	56	56	56	56	56	56	56	56	56	56	56	56	56	
	1946	854	3,024	6,006	9,247	30,421	65,254	18,423	1,877	265	15	15	15	15	15	15	15	15	15	15	15	15	15	15	15	15	15	15	15	15	15	15	
	1947	5,229	11,851	98	17,216	15,068	38,064	120,222	27,140	3,106	671	671	671	671	671	671	671	671	671	671	671	671	671	671	671	671	671	671	671	671	671	671	
1948	215	1,654	4,298	13,197	63,298	184,126	65,773	8,047	3,058	318	8	8	8	8	8	8	8	8	8	8	8	8	8	8	8	8	8	8	8	8	8		
Arkansas	1946	3,300	22,080	12,890	84,910	29,780	142,230	317,710	467,631	169,920	27,940	4,680	4,680	4,680	4,680	4,680	4,680	4,680	4,680	4,680	4,680	4,680	4,680	4,680	4,680	4,680	4,680	4,680	4,680	4,680	4,680	4,680	
	1947	28,370	26,310	22,680	116,200	360,097	221,890	221,890	221,890	221,890	221,890	221,890	221,890	221,890	221,890	221,890	221,890	221,890	221,890	221,890	221,890	221,890	221,890	221,890	221,890	221,890	221,890	221,890	221,890	221,890	221,890	221,890	221,890
	1948	1,166	11,946	11,817	72,829	69,684	311,066	682,832	670,076	176,680	15,821	535	535	535	535	535	535	535	535	535	535	535	535	535	535	535	535	535	535	535	535	535	535
	1946	3,678	10,419	47	12,611	13,406	25,136	66,116	234,612	67,827	1,632	15	15	15	15	15	15	15	15	15	15	15	15	15	15	15	15	15	15	15	15	15	15
	1947	2,633	6,824	6	7,807	4,093	19,368	416,893	129,967	1,928	4	1	1	1	1	1	1	1	1	1	1	1	1	1	1	1	1	1	1	1	1	1	1
1948	4,268	18,086	682	37,169	21,990	49,104	239,046	465,449	119,169	3,476	3	3	3	3	3	3	3	3	3	3	3	3	3	3	3	3	3	3	3	3	3	3	
Florida	1946	-	60	30	60	200	1,463	1,260	660	40	-	-	-	-	-	-	-	-	-	-	-	-	-	-	-	-	-	-	-	-	-	-	
	1947	10	140	140	670	1,400	3,077	650	-	-	-	-	-	-	-	-	-	-	-	-	-	-	-	-	-	-	-	-	-	-	-	-	-
	1948	-	16	142	368	1,963	3,674	1,493	56	2	-	-	-	-	-	-	-	-	-	-	-	-	-	-	-	-	-	-	-	-	-	-	-
	1946	640	2,440	2,850	16,270	71,850	249,612	170,660	33,790	3,310	880	360	360	360	360	360	360	360	360	360	360	360	360	360	360	360	360	360	360	360	360	360	360
	1947	370	1,680	3,890	23,200	84,530	206,629	63,860	6,570	950	130	100	100	100	100	100	100	100	100	100	100	100	100	100	100	100	100	100	100	100	100	100	100
1948	270	1,662	1,822	18,678	66,139	269,971	304,280	66,024	4,429	222	12	12	12	12	12	12	12	12	12	12	12	12	12	12	12	12	12	12	12	12	12	12	
Louisiana	1946	30	340	420	920	2,640	82,400	99,942	90,660	16,310	2,130	600	600	600	600	600	600	600	600	600	600	600	600	600	600	600	600	600	600	600	600	600	600
	1947	870	3,400	3,210	7,760	21,860	66,290	174,782	150,500	34,480	80	80	80	80	80	80	80	80	80	80	80	80	80	80	80	80	80	80	80	80	80	80	80
	1948	496	1,929	1,768	6,947	9,379	67,803	241,404	308,652	90,517	6,404	170	156	156	156	156	156	156	156	156	156	156	156	156	156	156	156	156	156	156	156	156	156
	1946	10	690	1,220	6,210	3,310	32,020	175,020	443,922	264,790	20,260	14,680	6,480	6,480	6,480	6,480	6,480	6,480	6,480	6,480	6,480	6,480	6,480	6,480	6,480	6,480	6,480	6,480	6,480	6,480	6,480	6,480	6,480
	1947	770	2,760	3,080	21,340	37,280	200,500	573,573	322,770	126,760	21,260	3,600	2,080	2,080	2,080	2,080	2,080	2,080	2,080	2,080	2,080	2,080	2,080	2,080	2,080	2,080	2,080	2,080	2,080	2,080	2,080	2,080	2,080
1948	66	1,410	1,012	11,351	12,019	121,668	462,943	993,184	611,957	77,615	6,806	1,163	1,163	1,163	1,163	1,163	1,163	1,163	1,163	1,163	1,163	1,163	1,163	1,163	1,163	1,163	1,163	1,163	1,163	1,163	1,163	1,163	
Mississippi	1946	-	460	310	16,290	22,670	85,140	54,530	118,707	55,280	940	230	240	240	240	240	240	240	240	240	240	240	240	240	240	240	240	240	240	240	240	240	
	1947	10	600	920	7,150	12,530	69,653	116,310	32,260	1,910	80	80	80	80	80	80	80	80	80	80	80	80	80	80	80	80	80	80	80	80	80	80	80
	1948	28	2,012	167	12,540	4,913	41,484	133,153	246,099	67,998	2,553	10	40	40	40	40	40	40	40	40	40	40	40	40	40	40	40	40	40	40	40	40	40
	1946	1,099	1,997	60	1,429	190	6,970	6,970	41,247	59,093	1,828	1,828	1,828	1,828	1,828	1,828	1,828	1,828	1,828	1,828	1,828	1,828	1,828	1,828	1,828	1,828	1,828	1,828	1,828	1,828	1,828	1,828	1,828
	1947	7,296	4,116	366	6,821	158	2,301	3,860	20,178	68,116	38,253	998	68	11	11	11	11	11	11	11	11	11	11	11	11	11	11	11	11	11	11	11	11
1948	1,928	3,366	448	4,002	354	2,862	3,727	20,043	106,047	71,453	6,533	1,716	1,140	1,087	1,087	1,087	1,087	1,087	1,087	1,087	1,087	1,087	1,087	1,087	1,087	1,087	1,087	1,087	1,087	1,087	1,087	1,087	
N. Carolina	1946	51,820	84,220	27,990	6,760	17,260	131,310	324,349	179,910	15,600	4,170	1,760	1,760	1,760	1,760	1,760	1,760	1,760	1,760	1,760	1,760	1,760	1,760	1,760	1,760	1,760	1,760	1,760	1,760	1,760	1,760	1,760	
	1947	64,254	89,930	42,840	74,290	25,390	15,300	8,940	1,490	1,490	1,490	1,490	1,490	1,490	1,490	1,490	1,490	1,490	1,490	1,490	1,490	1,490	1,490	1,490	1,490	1,490	1,490	1,490	1,490	1,490	1,490	1,490	1,490
	1948	69,721	99,246	47,308	79,131	33,563	29,793	10,472	3,924	544	47	-	-	-	-	-	-	-	-	-	-	-	-	-	-	-	-	-	-	-	-	-	-
	1946	-	130	610	6,160	14,830	81,150	193,689	99,150	32,170	6,180	4,090	2,210	480	480	480	480	480	480	480	480	480	480	480	480	480	480	480	480	480	480	480	480
	1947	580	6,000	12,180	49,670	61,190	140,974	64,030	16,170	3,940	640	320	320	320	320	320	320	320	320	320	320	320	320	320	320	320	320	320	320	320	320	320	320
1948	152	1,121	238	6,411	16,146	128,064	329,682	179,671	32,462	3,163	392	64	49	117	697,042	254,929	317,654	361,601	-	-	-	-	-	-	-	-	-	-	-	-	-		
Oklahoma	1946	3,660	15,040	7,810	23,710	15,620	99,170	176,982	146,450	41,391	1,626	10	10	10	10	1																	

Table 6.—Staple length of upland cotton ginned in the United States, by States, crops of 1946-48 - Continued

State	Year	13/16		7/8		29/32		15/16		31/32		1		1-1/32		1-1/16		1-1/8		1-3/16		1-1/4		1-1/2		1-3/4		All staple lengths		
		inch	Percent	inch	Percent	inch	Percent	inch	Percent	inch	Percent	inch	Percent	inch	Percent	inch	Percent	inch	Percent	inch	Percent	inch	Percent	inch	Percent	inch	Percent	inch	Percent	Percent
Alabama	1946	.8	.6	.6	45	7.7	42.0	39.1	5.9	.3	.1	.2	.2	.2	.2	.2	.2	.2	.2	.2	.2	.2	.2	.2	.2	.2	.2	.2	.2	100.0
	1947	.8	.9	.7	46.3	11.4	89.7	44.2	7.2	.2	.2	.2	.2	.2	.2	.2	.2	.2	.2	.2	.2	.2	.2	.2	.2	.2	.2	.2	.2	100.0
	1948	.8	1.5	1.3	7.8	12.8	27.5	35.4	12.8	.8	.1	.1	.1	.1	.1	.1	.1	.1	.1	.1	.1	.1	.1	.1	.1	.1	.1	.1	.1	100.0
Arizona	1946	.6	2.0	.4	4.3	6.0	19.8	54.1	12.0	1.0	.2	.2	.2	.2	.2	.2	.2	.2	.2	.2	.2	.2	.2	.2	.2	.2	.2	.2	.2	100.0
	1947	2.1	4.2	.4	7.5	6.4	15.0	21.2	11.5	1.5	.2	.2	.2	.2	.2	.2	.2	.2	.2	.2	.2	.2	.2	.2	.2	.2	.2	.2	.2	100.0
	1948	.1	.5	.1	1.5	4.0	19.1	55.7	15.9	2.4	.9	.1	.1	.1	.1	.1	.1	.1	.1	.1	.1	.1	.1	.1	.1	.1	.1	.1	.1	100.0
Arkansas	1946	.5	1.8	1.0	4.1	2.4	11.3	25.3	37.1	13.4	2.2	.2	.2	.2	.2	.2	.2	.2	.2	.2	.2	.2	.2	.2	.2	.2	.2	.2	.2	100.0
	1947	2.0	2.5	1.8	5.1	9.4	31.3	17.9	8.3	1.7	.2	.2	.2	.2	.2	.2	.2	.2	.2	.2	.2	.2	.2	.2	.2	.2	.2	.2	.2	100.0
	1948	.1	.6	.6	3.8	3.6	16.2	30.3	35.0	9.1	.7	.1	.1	.1	.1	.1	.1	.1	.1	.1	.1	.1	.1	.1	.1	.1	.1	.1	.1	100.0
California	1946	.8	2.3	.2	2.8	3.0	5.5	18.7	51.6	11.9	.4	.1	.1	.1	.1	.1	.1	.1	.1	.1	.1	.1	.1	.1	.1	.1	.1	.1	.1	100.0
	1947	.5	1.0	.5	1.0	.5	2.4	24.0	54.3	16.2	.3	.1	.1	.1	.1	.1	.1	.1	.1	.1	.1	.1	.1	.1	.1	.1	.1	.1	.1	100.0
	1948	.4	1.9	.1	3.8	2.3	5.0	24.5	49.5	12.1	.4	.1	.1	.1	.1	.1	.1	.1	.1	.1	.1	.1	.1	.1	.1	.1	.1	.1	.1	100.0
Florida	1946	.2	1.0	.5	1.5	5.5	30.7	31.6	17.6	1.1	.1	.1	.1	.1	.1	.1	.1	.1	.1	.1	.1	.1	.1	.1	.1	.1	.1	.1	.1	100.0
	1947	.2	1.1	.5	2.5	11.1	25.3	31.1	10.5	.7	.1	.1	.1	.1	.1	.1	.1	.1	.1	.1	.1	.1	.1	.1	.1	.1	.1	.1	.1	100.0
	1948	.2	1.2	.5	1.8	5.0	25.3	46.2	19.0	.7	.1	.1	.1	.1	.1	.1	.1	.1	.1	.1	.1	.1	.1	.1	.1	.1	.1	.1	.1	100.0
Georgia	1946	.1	.4	.5	2.9	33.0	45.1	30.9	6.1	.6	.2	.1	.1	.1	.1	.1	.1	.1	.1	.1	.1	.1	.1	.1	.1	.1	.1	.1	.1	100.0
	1947	.1	.5	.6	3.6	31.1	41.1	31.8	8.1	1.0	.1	.1	.1	.1	.1	.1	.1	.1	.1	.1	.1	.1	.1	.1	.1	.1	.1	.1	.1	100.0
	1948	.2	2.2	.2	2.5	7.5	36.1	43.1	11.8	.6	.1	.1	.1	.1	.1	.1	.1	.1	.1	.1	.1	.1	.1	.1	.1	.1	.1	.1	.1	100.0
Louisiana	1946	.1	.1	.2	.4	1.0	13.0	40.6	36.7	6.6	.9	.2	.1	.1	.1	.1	.1	.1	.1	.1	.1	.1	.1	.1	.1	.1	.1	.1	.1	100.0
	1947	.1	.7	.7	1.6	4.5	17.6	35.8	30.7	7.0	.1	.1	.1	.1	.1	.1	.1	.1	.1	.1	.1	.1	.1	.1	.1	.1	.1	.1	.1	100.0
	1948	.1	.5	.2	.9	1.3	9.3	34.9	41.7	12.1	.9	.1	.1	.1	.1	.1	.1	.1	.1	.1	.1	.1	.1	.1	.1	.1	.1	.1	.1	100.0
Mississippi	1946	.1	.1	.1	.5	.3	3.1	17.7	43.0	25.6	.6	.1	.1	.1	.1	.1	.1	.1	.1	.1	.1	.1	.1	.1	.1	.1	.1	.1	.1	100.0
	1947	.1	.2	.2	1.4	2.5	13.2	17.7	34.5	8.4	.1	.1	.1	.1	.1	.1	.1	.1	.1	.1	.1	.1	.1	.1	.1	.1	.1	.1	.1	100.0
	1948	.1	.1	.1	.5	.5	5.3	19.8	45.3	28.7	3.4	.5	.1	.1	.1	.1	.1	.1	.1	.1	.1	.1	.1	.1	.1	.1	.1	.1	.1	100.0
Missouri	1946	.2	.2	.1	5.1	7.1	12.0	17.2	37.1	17.1	.3	.1	.1	.1	.1	.1	.1	.1	.1	.1	.1	.1	.1	.1	.1	.1	.1	.1	.1	100.0
	1947	.2	.5	.5	2.3	6.0	17.1	38.2	34.9	14.3	.6	.1	.1	.1	.1	.1	.1	.1	.1	.1	.1	.1	.1	.1	.1	.1	.1	.1	.1	100.0
	1948	.2	.4	.2	2.5	1.0	8.1	25.6	48.6	13.3	.5	.1	.1	.1	.1	.1	.1	.1	.1	.1	.1	.1	.1	.1	.1	.1	.1	.1	.1	100.0
New Mexico	1946	.8	1.1	.1	1.1	1.9	6.8	31.3	44.2	2.3	.6	.2	.1	.1	.1	.1	.1	.1	.1	.1	.1	.1	.1	.1	.1	.1	.1	.1	.1	100.0
	1947	.4	2.4	.2	4.0	1.1	1.4	2.3	11.9	50.2	22.6	.6	.1	.1	.1	.1	.1	.1	.1	.1	.1	.1	.1	.1	.1	.1	.1	.1	.1	100.0
	1948	.9	1.5	.2	1.8	1.1	1.3	1.7	8.9	47.0	31.8	.8	.1	.1	.1	.1	.1	.1	.1	.1	.1	.1	.1	.1	.1	.1	.1	.1	.1	100.0
N. Carolina	1946	.1	.2	.3	1.4	3.3	18.3	43.7	22.1	7.2	.8	.9	.5	.1	.1	.1	.1	.1	.1	.1	.1	.1	.1	.1	.1	.1	.1	.1	.1	100.0
	1947	.1	1.3	2.7	10.8	11.2	24.3	30.7	14.0	3.5	.9	.3	.1	.1	.1	.1	.1	.1	.1	.1	.1	.1	.1	.1	.1	.1	.1	.1	.1	100.0
	1948	.1	.2	.2	.9	2.3	18.5	47.2	25.7	4.7	.5	.1	.1	.1	.1	.1	.1	.1	.1	.1	.1	.1	.1	.1	.1	.1	.1	.1	.1	100.0
Oklahoma	1946	12.1	21.9	10.9	31.1	11.6	9.3	1.9	.6	.1	.1	.1	.1	.1	.1	.1	.1	.1	.1	.1	.1	.1	.1	.1	.1	.1	.1	.1	.1	100.0
	1947	20.2	28.7	14.5	27.1	8.0	6.0	1.9	.5	.1	.1	.1	.1	.1	.1	.1	.1	.1	.1	.1	.1	.1	.1	.1	.1	.1	.1	.1	.1	100.0
	1948	16.2	27.4	13.1	21.9	9.2	8.0	2.9	.2	.1	.1	.1	.1	.1	.1	.1	.1	.1	.1	.1	.1	.1	.1	.1	.1	.1	.1	.1	.1	100.0
S. Carolina	1946	.2	.1	.1	1.0	2.5	19.0	47.0	26.1	2.3	.6	.2	.1	.1	.1	.1	.1	.1	.1	.1	.1	.1	.1	.1	.1	.1	.1	.1	.1	100.0
	1947	.2	.1	.1	.8	3.3	23.1	50.4	19.1	1.0	.1	.1	.1	.1	.1	.1	.1	.1	.1	.1	.1	.1	.1	.1	.1	.1	.1	.1	.1	100.0
	1948	.2	.1	.1	.4	1.8	18.1	38.0	25.3	1.5	.5	.2	.1	.1	.1	.1	.1	.1	.1	.1	.1	.1	.1	.1	.1	.1	.1	.1	.1	100.0
Tennessee	1946	.1	1.6	1.1	8.3	3.0	16.6	28.0	29.7	9.9	1.4	.2	.1	.1	.1	.1	.1	.1	.1	.1	.1	.1	.1	.1	.1	.1	.1	.1	.1	100.0
	1947	.8	3.0	1.5	4.7	3.1	19.4	34.8	29.2	3.4	.1	.1	.1	.1	.1	.1	.1	.1	.1	.1	.1	.1	.1	.1	.1	.1	.1	.1	.1	100.0
	1948	.7	5.8	2.8	9.9	5.0	18.5	26.9	25.7	7.0	.3	.1	.1	.1	.1	.1	.1	.1	.1	.1	.1	.1	.1	.1	.1	.1	.1	.1	.1	100.0
Texas	1946	7.6	11.4	13.3	22.8	10.1	7.8	9.5	7.8	4.9	1.3	.2	.1	.1	.1	.1	.1	.1	.1	.1	.1	.1	.1	.1	.1	.1	.1	.1	.1	100.0
	1947	21.1	18.1	11.3	19.1	7.9	6.0	2.9	1.8	1.8	.2	.1	.1	.1	.1	.1	.1	.1	.1	.1	.1	.1	.1	.1	.1	.1	.1	.1	.1	100.0
	1948	15.1	15.3	14.0	19.7	7.1	7.9	8.4	3.2	1.8	2.0	.1	.1	.1	.1	.1	.1	.1	.1	.1	.1	.1	.1	.1	.1	.1	.1	.1	.1	100.0
Virginia	1946	.2	.1	.1	1.7	6.7	38.2	40.1	12.4	.7	.1	.1	.1	.1	.1	.1	.1	.1	.1	.1	.1	.1	.1	.1	.1	.1	.1	.1	.1	100.0
	1947	.2	.1	.1	6.6	9.9	39.5	39.3	19.7	3.9	.7	.1	.1	.1	.1	.1	.1	.1	.1	.1	.1	.1	.1	.1	.1	.1	.1	.1	.1	100.0
	1948	.2	.1	.1	.1	.1	10.2	51.1	30.3	5.4	.1	.1	.1	.1	.1	.1	.1	.1	.1	.1	.1	.1	.1	.1	.1	.1	.1	.1	.1	100.0
All other 2/	1946	1.7	4.9	.2	11.4	1.4	14.8	17.0	3																					



Table 7.--Grade index and average staple length of upland cotton ginned in the United States, by States, crops of 1943-48

State	Grade index <sup>1/</sup>						Average staple length <sup>2/</sup>					
	1943	1944	1945	1946	1947	1948	1943	1944	1945	1946	1947	1948
	Index	Index	Index	Index	Index	Index	32nd inches	32nd inches	32nd inches	32nd inches	32nd inches	32nd inches
Alabama . . . .	97.2	95.9	96.5	96.1	98.7	95.4	30.8	31.6	32.0	32.4	32.1	32.2
Arizona . . . .	94.0	92.8	94.4	92.1	93.9	97.9	33.5	33.2	32.6	32.6	32.2	32.9
Arkansas . . . .	96.4	94.9	89.0	93.0	96.3	93.4	32.2	32.8	32.7	33.3	32.3	33.1
California . . .	100.2	91.4	94.4	97.3	101.2	99.0	34.4	33.3	33.5	33.5	33.7	33.4
Florida . . . .	96.8	93.3	94.5	97.6	96.1	95.4	32.9	33.0	32.5	32.6	32.5	33.0
Georgia . . . .	96.3	95.2	92.9	95.5	96.3	95.3	31.4	31.8	32.1	32.2	32.3	32.5
Louisiana . . .	96.3	95.8	94.5	95.8	98.7	98.3	32.2	32.4	33.5	33.4	33.1	33.5
Mississippi . .	97.1	95.9	92.9	96.6	98.6	95.4	33.4	33.7	33.8	34.2	33.3	34.0
Missouri . . . .	91.6	93.0	83.5	89.5	93.1	90.8	33.4	33.4	32.7	33.4	33.3	33.6
New Mexico . . .	98.4	95.6	96.9	98.3	98.9	100.0	34.5	34.2	34.4	34.5	34.2	35.0
North Carolina .	95.4	88.7	90.1	93.2	89.3	92.4	32.5	32.7	32.5	33.2	32.3	33.1
Oklahoma . . . .	94.0	87.8	86.8	90.3	93.9	95.4	28.6	29.5	28.9	29.3	28.7	29.1
South Carolina .	95.3	90.8	88.9	94.9	94.5	93.5	33.0	32.9	32.3	33.1	32.9	33.1
Tennessee . . .	94.5	95.6	86.6	94.0	96.7	94.7	31.9	32.8	32.2	32.9	32.7	32.5
Texas . . . . .	96.0	92.0	92.1	94.6	97.0	97.6	29.1	29.3	30.3	30.5	29.5	29.8
Virginia . . . .	92.5	88.7	92.5	93.8	91.1	92.4	32.0	32.7	32.5	32.6	32.7	33.4
All other <sup>3/</sup> . .	91.0	96.0	85.5	87.3	91.3	88.8	33.0	32.6	32.7	32.7	32.6	33.3
United States . .	96.2	93.4	91.8	94.5	96.9	95.7	31.52	31.89	32.20	32.6	31.7	32.4

<sup>1/</sup> Computed by weighting the quantity in each grade by the 1937-39 average price per pound for such grade of 15/16 inch staple.

Converted to an index on basis Middling White equals 100.

<sup>2/</sup> Averages calculated on numerical equivalents of the staple-length designations (for example, 29/32" = 29).

<sup>3/</sup> Includes Illinois and Kentucky.

Table 8.--Preparation of upland cotton ginned in the United States, during specified periods, by States, 1940-49

Ginning period	Shorter than 1-1/8 inches				1-1/8 inches and longer				All lengths			
	Normal	Rough	Gin out	Total	B	C	Gin out	Total	Normal and B	Rough and C	Gin out	Total 1/2
	Sales	Sales	Sales	Sales	Sales	Sales	Sales	Sales	Sales	Sales	Sales	Sales
<b>ALABAMA</b>												
Prior to Sept. 1 . . .	86,451	22,233	1,653	110,337	125	16	-	141	86,576	22,269	1,653	110,498
During September . . .	367,027	169,948	1,866	538,841	626	149	-	775	367,653	171,097	1,866	539,616
During October . . .	156,181	17,998	511	174,690	131	-	-	131	156,312	17,998	511	174,821
During November . . .	96,335	4,346	111	100,792	30	-	-	30	96,366	4,346	111	100,823
After Nov. 30 . . .	86,904	3,559	138	90,601	47	-	-	47	86,951	3,559	138	90,648
All periods . . .	1,072,898	88,884	4,281	1,166,063	999	168	-	1,167	1,073,857	89,049	4,281	1,167,187
<b>ARIZONA</b>												
Prior to Sept. 1 . . .	4,395	76	-	4,471	-	-	-	-	4,395	76	-	4,471
During September . . .	12,096	703	14	13,813	353	-	-	353	12,047	703	14	13,764
During October . . .	70,122	819	6	70,947	2,345	6	1	2,352	72,467	825	7	73,299
During November . . .	90,218	725	23	90,966	508	1	-	509	90,726	726	23	91,475
After Nov. 30 . . .	116,356	1,437	23	117,816	144	1	-	145	116,467	1,438	21	117,926
All periods . . .	323,785	3,760	44	327,609	3,347	8	1	3,356	327,132	3,768	65	330,965
<b>ARKANSAS</b>												
Prior to Sept. 1 . . .	10,671	680	52	11,353	145	-	-	145	10,816	680	52	11,548
During September . . .	438,181	13,419	454	452,054	9,072	835	11	9,918	447,253	14,254	465	461,972
During October . . .	808,716	9,212	96	818,024	4,039	367	-	4,406	812,795	9,579	96	822,470
During November . . .	247,093	6,804	224	254,121	532	43	-	575	247,665	6,847	224	254,736
After Nov. 30 . . .	338,592	10,066	1,054	351,312	253	-	-	253	338,865	10,674	1,054	350,593
All periods . . .	1,863,253	40,931	2,680	1,906,864	14,021	1,253	11	15,285	1,877,504	42,184	2,691	1,922,179
<b>CALIFORNIA</b>												
Prior to Sept. 1 . . .	-	-	-	-	-	-	-	-	-	-	-	-
During September . . .	23,553	80	-	23,633	416	5	-	421	23,969	85	-	24,054
During October . . .	244,031	2,579	52	246,662	1,702	20	-	1,722	245,733	2,599	52	248,384
During November . . .	372,444	1,562	9	374,015	1,012	11	-	1,023	373,466	1,573	9	375,048
After Nov. 30 . . .	325,469	1,282	41	326,792	310	3	-	313	325,779	1,286	41	327,106
All periods . . .	965,497	5,503	102	971,102	3,440	39	-	3,479	968,937	5,542	102	974,581
<b>FLORIDA</b>												
Prior to Sept. 1 . . .	4,127	609	59	4,795	-	-	-	-	4,127	609	59	4,795
During September . . .	1,932	581	28	2,541	6	12	-	18	1,930	593	28	2,551
During October . . .	222	13	-	235	59	58	-	117	221	71	-	292
During November . . .	40	2	-	42	2	-	-	2	42	2	-	44
After Nov. 30 . . .	8	-	-	8	3	-	-	3	11	-	-	11
All periods . . .	6,329	1,205	87	7,621	70	70	-	140	6,399	1,275	87	7,761
<b>GEORGIA</b>												
Prior to Sept. 1 . . .	93,766	14,412	1,393	109,571	18	-	-	18	93,786	14,412	1,393	109,591
During September . . .	224,082	21,059	1,660	246,801	171	12	-	183	224,253	21,071	1,660	246,984
During October . . .	237,279	8,490	152	245,921	168	50	-	218	237,447	8,530	152	246,129
During November . . .	84,118	1,450	42	85,610	16	-	-	16	84,134	1,450	42	85,626
After Nov. 30 . . .	57,449	967	65	58,481	7	-	-	7	57,456	967	65	58,488
All periods . . .	696,694	46,368	3,112	746,174	380	62	-	442	697,076	46,430	3,112	746,618
<b>ILLINOIS</b>												
Prior to Sept. 1 . . .	-	-	-	-	-	-	-	-	-	-	-	-
During September . . .	208	-	-	208	-	-	-	-	208	-	-	208
During October . . .	1,336	16	3	1,355	5	-	-	5	1,341	16	3	1,360
During November . . .	397	-	-	397	-	-	-	-	397	-	-	397
After Nov. 30 . . .	611	21	-	632	-	-	-	-	611	21	-	632
All periods . . .	2,552	37	3	2,592	5	-	-	5	2,557	37	3	2,597
<b>KENTUCKY</b>												
Prior to Sept. 1 . . .	-	-	-	-	-	-	-	-	-	-	-	-
During September . . .	1,343	60	-	1,403	-	-	-	-	1,343	60	-	1,403
During October . . .	4,695	-	-	4,695	-	-	-	-	4,695	-	-	4,695
During November . . .	1,715	-	-	1,715	-	-	-	-	1,715	-	-	1,715
After Nov. 30 . . .	2,705	-	-	2,705	-	-	-	-	2,705	-	-	2,705
All periods . . .	10,418	60	-	10,478	-	-	-	-	10,418	60	-	10,478
<b>LOUISIANA</b>												
Prior to Sept. 1 . . .	176,415	9,764	144	186,323	1,520	287	23	1,830	177,735	10,051	164	187,950
During September . . .	272,047	4,656	91	276,794	3,554	95	-	3,649	275,891	4,731	91	280,713
During October . . .	191,395	1,198	21	192,614	1,318	-	-	1,318	192,708	1,199	21	193,928
During November . . .	39,671	892	47	40,610	158	-	-	158	39,829	892	47	40,768
After Nov. 30 . . .	30,051	49	7	30,107	44	-	-	44	30,095	49	7	30,151
All periods . . .	709,569	16,039	307	725,895	6,394	382	23	6,799	715,943	16,421	330	732,694

See footnote at end of table.



Table 8.--Preparation of upland cotton ginned in the United States, during specified periods, by States, 1948-49 - Continued

Ginning period	Shorter than 1-1/8 inches				1-1/8 inches and longer				All lengths			
	Normal	Rough	Gin out	Total	B	C	Gin out	Total	Normal and B	Rough and C	Gin out	Total 1/2
	Sales	Sales	Sales	Sales	Sales	Sales	Sales	Sales	Sales	Sales	Sales	Sales
<b>MISSISSIPPI</b>												
Prior to Sept. 1 . . .	112,027	9,367	486	121,880	3,126	153	-	3,377	115,211	9,520	486	125,217
During September . . .	684,111	29,751	1,169	685,031	40,129	1,901	21	42,051	645,910	31,652	1,190	727,082
During October . . .	845,448	15,824	121	859,376	35,415	595	-	36,210	819,065	14,599	121	893,586
During November . . .	239,490	1,984	62	241,536	5,082	26	-	5,108	236,520	2,010	62	246,592
After Nov. 30 . . .	295,648	1,180	-	297,728	2,021	40	-	2,074	296,682	1,220	-	297,902
All periods . . .	2,147,702	56,086	1,841	2,205,629	83,984	2,715	21	86,720	2,231,666	58,801	1,862	2,292,349
<b>MISSOURI</b>												
Prior to Sept. 1 . . .	-	-	-	-	1,930	210	-	2,170	86,072	7,105	-	93,257
During September . . .	84,142	6,946	-	91,087	79	77	-	156	216,646	11,802	117	228,555
During October . . .	216,557	11,725	117	228,399	15	-	-	15	71,220	2,196	56	73,471
During November . . .	71,205	2,196	56	73,457	22	-	-	22	115,742	712	20	116,474
After Nov. 30 . . .	115,720	712	20	116,452	-	-	-	-	-	-	-	-
All periods . . .	487,664	21,570	192	509,326	2,066	317	-	2,365	489,670	21,895	192	511,757
<b>NEW MEXICO</b>												
Prior to Sept. 1 . . .	-	-	1	21,318	22,609	155	3	22,767	43,779	302	4	44,085
During September . . .	21,170	147	-	21,317	15,974	202	1	16,184	95,242	624	1	95,871
During October . . .	47,451	432	9	47,892	12,528	30	-	12,558	44,507	257	9	44,773
During November . . .	51,979	227	12	52,218	697	2	-	699	22,116	89	12	22,217
After Nov. 30 . . .	21,449	87	22	21,558	-	-	-	-	-	-	-	-
All periods . . .	141,849	893	22	142,764	61,825	389	4	62,218	223,674	1,282	26	224,982
<b>NORTH CAROLINA</b>												
Prior to Sept. 1 . . .	-	-	-	-	-	-	-	-	-	-	-	-
During September . . .	206,202	10,951	711	217,864	2,641	359	52	3,075	208,866	11,310	765	220,939
During October . . .	222,175	9,171	582	231,928	354	8	-	372	222,539	9,179	582	231,300
During November . . .	139,719	6,445	348	146,512	145	7	-	152	139,864	6,452	348	146,704
After Nov. 30 . . .	90,528	6,308	171	97,027	75	1	-	76	90,283	6,309	171	97,104
All periods . . .	658,624	32,875	1,812	693,311	3,215	375	52	3,675	661,892	33,250	1,900	697,042
<b>OKLAHOMA</b>												
Prior to Sept. 1 . . .	-	-	28	78,539	37	-	-	37	77,274	1,274	28	78,576
During September . . .	77,237	1,274	-	78,511	10	-	-	10	166,122	1,278	134	167,534
During October . . .	166,112	1,278	134	167,524	-	-	-	-	89,682	875	148	89,665
During November . . .	89,682	875	148	90,605	-	-	-	-	25,509	213	14	25,736
After Nov. 30 . . .	25,509	213	14	25,736	-	-	-	-	-	-	-	-
All periods . . .	357,469	3,640	324	361,434	47	-	-	47	357,537	3,640	324	361,501
<b>SOUTH CAROLINA</b>												
Prior to Sept. 1 . . .	79,941	12,624	129	92,714	130	33	-	151	80,099	12,617	129	92,845
During September . . .	320,489	28,879	3,749	353,117	1,499	272	-	1,771	324,598	29,151	3,749	337,498
During October . . .	257,124	6,793	60	263,977	1,726	80	-	1,806	258,890	6,873	60	265,721
During November . . .	114,760	874	10	115,644	335	-	-	335	115,095	874	10	115,979
After Nov. 30 . . .	58,326	650	-	58,976	80	8	-	88	58,406	658	-	59,064
All periods . . .	810,660	40,820	3,956	864,436	6,778	373	-	7,151	817,438	50,193	3,956	871,587
<b>TENNESSEE</b>												
Prior to Sept. 1 . . .	-	-	89	140,377	1,131	90	-	1,221	136,367	5,142	89	141,598
During September . . .	135,236	5,052	107	140,395	403	48	-	451	325,429	8,536	107	334,072
During October . . .	326,066	8,498	71	334,635	31	-	-	31	1,994	1,994	71	2,065
During November . . .	77,117	1,954	49	79,120	10	-	-	10	83,912	1,176	49	85,137
After Nov. 30 . . .	83,922	1,176	49	85,147	-	-	-	-	-	-	-	-
All periods . . .	622,371	16,670	316	639,357	1,575	130	-	1,713	625,966	16,808	316	642,070
<b>TEXAS</b>												
Prior to Sept. 1 . . .	786,011	10,980	114	797,113	377	-	-	377	786,388	10,980	114	797,482
During September . . .	721,950	6,686	99	728,735	32,626	1,855	1	34,482	754,594	8,541	60	763,195
During October . . .	776,671	7,860	74	784,605	34,484	1,423	-	36,207	811,555	9,293	74	820,912
During November . . .	513,212	8,821	388	522,421	9,067	708	-	9,775	522,279	9,289	388	531,956
After Nov. 30 . . .	112,898	2,435	148	115,481	1,089	35	-	1,124	115,287	2,470	148	115,905
All periods . . .	2,940,750	36,790	749	2,978,289	78,643	4,021	1	82,665	3,018,793	40,811	746	3,060,380
<b>VIRGINIA</b>												
Prior to Sept. 1 . . .	-	-	-	-	-	-	-	-	-	-	-	-
During September . . .	1,782	512	207	2,501	71	-	-	71	1,893	512	207	2,612
During October . . .	5,882	846	86	6,814	25	-	-	25	5,907	846	86	6,839
During November . . .	6,390	1,261	61	7,712	10	-	-	10	6,400	1,261	61	7,722
After Nov. 30 . . .	3,080	866	-	3,946	-	-	-	-	3,080	866	-	3,946
All periods . . .	17,134	3,465	354	20,972	106	-	-	106	17,360	3,465	354	21,179
<b>UNITED STATES</b>												
Prior to Sept. 1 . . .	1,353,826	80,703	4,027	1,438,556	5,307	469	23	5,799	1,350,133	81,172	4,050	1,435,355
During September . . .	3,555,374	171,685	9,928	3,737,087	119,896	5,980	88	125,962	3,673,268	177,663	10,016	3,860,947
During October . . .	4,897,263	100,712	2,133	5,000,108	126,844	2,934	2	129,880	5,025,127	103,646	2,135	5,129,908
During November . . .	2,234,283	39,718	1,444	2,275,445	27,411	866	-	28,277	2,265,964	40,544	1,444	2,307,952
After Nov. 30 . . .	1,795,825	31,807	2,540	1,830,172	6,792	98	-	6,890	1,803,617	31,970	2,540	1,838,147
All periods . . .	13,835,231	424,623	20,272	14,280,126	286,248	10,307	113	296,668	14,121,499	424,930	20,395	14,576,814

1/2 As reported by the Bureau of the Census, running bales, linters excluded.

Table 9.-- Tenderability of upland cotton ginned, by States, 1948-49

State	Tenderable 1/		Untenderable		Total crop 2/	
	Bales	Pct.	Bales	Pct.	Bales	Pct.
Alabama	948,389	81.3	218,798	18.7	1,167,187	100.0
Arizona	205,259	62.0	125,706	38.0	330,965	100.0
Arkansas	1,485,170	77.3	437,009	22.7	1,922,179	100.0
California	720,822	74.0	253,759	26.0	974,581	100.0
Florida	6,137	79.1	1,624	20.9	7,761	100.0
Georgia	633,882	84.9	112,736	15.1	746,618	100.0
Illinois	1,640	63.1	957	36.9	2,597	100.0
Kentucky	7,901	75.4	2,577	24.6	10,478	100.0
Louisiana	699,635	95.5	33,059	4.5	732,694	100.0
Mississippi	2,009,069	87.6	283,280	12.4	2,292,349	100.0
Missouri	334,546	65.4	177,211	34.6	511,757	100.0
New Mexico	190,422	84.6	34,560	15.4	224,982	100.0
North Carolina	603,835	86.6	93,207	13.4	697,042	100.0
Oklahoma	230,711	63.8	130,790	36.2	361,501	100.0
South Carolina	762,552	87.5	109,035	12.5	871,587	100.0
Tennessee	497,772	77.6	143,298	22.4	641,070	100.0
Texas	2,365,131	77.3	695,257	22.7	3,060,388	100.0
Virginia	16,340	77.5	4,738	22.5	21,078	100.0
All States	11,719,213	80.4	2,857,601	19.6	14,576,814	100.0

1/ Tenderable in settlement of futures contracts.

2/ As reported by the Bureau of the Census, running bales, linters excluded.

Table 10.-- Tenderability of upland cotton ginned in the United States, 1931-48

Year	Tenderable 1/		Untenderable		Total crop 2/	
	Bales	Pct.	Bales	Pct.	Bales	Pct.
1931	14,833,900	89.3	1,781,300	10.7	16,615,200	100.0
1932	11,489,100	90.5	1,212,200	9.5	12,701,300	100.0
1933	11,782,800	93.1	871,500	6.9	12,654,300	100.0
1934	8,518,700	90.1	939,300	9.9	9,458,000	100.0
1935	8,333,900	80.1	2,068,800	19.9	10,402,700	100.0
1936	10,539,700	86.9	1,584,100	13.1	12,123,800	100.0
1937	15,050,900	82.5	3,186,200	17.5	18,237,100	100.0
1938	10,896,918	94.0	701,500	6.0	11,598,418	100.0
1939	10,565,313	92.3	886,969	7.7	11,452,282	100.0
1940	9,988,632	81.5	2,272,072	18.5	12,260,704	100.0
1941	8,064,816	77.3	2,368,640	22.7	10,433,456	100.0
1942	9,681,879	78.3	2,681,428	21.7	12,363,307	100.0
1943	8,933,451	80.1	2,135,082	19.3	11,068,533	100.0
1944	8,845,658	74.8	2,985,084	25.2	11,830,742	100.0
1945	6,256,298	71.0	2,553,087	29.0	8,809,385	100.0
1946	6,527,089	76.7	1,987,803	23.3	8,514,892	100.0
1947	9,197,081	79.6	2,358,849	20.4	11,555,930	100.0
1948	11,719,213	80.4	2,857,601	19.6	14,576,814	100.0

1/ Tenderable in settlement of futures contracts.

2/ As reported by the Bureau of the Census, running bales, linters excluded; number of bales for 1931-37 are rounded figures.



Table 11.—Grade and staple length of upland cotton ginned in Alabama, 1948-49

Grade	13/16 inch and shorter		7/8 inch		29/32 inch		15/16 inch		1 inch		1-1/32 inch		1-1/16 inch		1-1/8 inch		1-1/4 inch		1-1/2 inch and longer		All lengths		
	Bales	Percent	Bales	Percent	Bales	Percent	Bales	Percent	Bales	Percent	Bales	Percent	Bales	Percent	Bales	Percent	Bales	Percent	Bales	Percent	Bales	Percent	
<b>White:</b>																							
1-M.F.	-	-	-	-	-	-	-	-	-	-	-	-	-	-	-	-	-	-	-	-	-	-	-
2-G.M.	-	-	-	-	-	-	-	-	-	-	-	-	-	-	-	-	-	-	-	-	-	-	-
3-G.M.	-	-	-	-	-	-	-	-	-	-	-	-	-	-	-	-	-	-	-	-	-	-	-
4-S.M.	83	872	11	21	21	215	2,762	10,943	24,663	53	691	8	10	9	9	20	33	41	41	473	36	473	
5-M.	653	4,217	4,045	22,577	16,269	134,575	222,675	82,212	47,977	2,861	5,358	202	202	76	76	11	11	11	11	521,914	36	521,914	
6-S.L.M.	485	3,683	2,957	22,764	17,661	114,112	127,553	6,740	3,637	14,254	15,174	307	307	45	45	-	-	-	-	369,516	36	369,516	
7-L.M.	33	282	282	2,590	3,945	1,697	3,945	1,697	3,945	1,697	3,945	1,697	3,945	1,697	3,945	1,697	3,945	1,697	3,945	11,508	36	11,508	
8-S.G.O.	-	-	-	-	-	-	-	-	-	-	-	-	-	-	-	-	-	-	-	-	-	-	-
9-G.O.	10	348	348	2,875	508	3,977	1,339	3,977	1,339	3,977	1,339	3,977	1,339	3,977	1,339	3,977	1,339	3,977	1,339	2,947	36	2,947	
<b>Total</b>	1,264	9,664	8,338	54,363	104,808	278,174	392,164	115,471	8,954	8,954	105	105	105	105	105	105	105	105	105	1,004,280	36	1,004,280	
<b>Spotted:</b>																							
3-G.M.	11	86	119	282	185	796	979	245	11	11	11	11	11	11	11	11	11	11	11	3,085	36	3,085	
4-S.M.	326	716	1,333	4,446	7,335	12,912	9,884	2,324	97	97	97	97	97	97	97	97	97	97	97	29,134	36	29,134	
5-M.	101	681	979	5,957	10,120	11,500	5,303	1,071	71	71	71	71	71	71	71	71	71	71	71	36,265	36	36,265	
6-S.L.M.	74	454	600	5,271	8,474	7,691	1,558	269	10	10	10	10	10	10	10	10	10	10	10	24,101	36	24,101	
7-L.M.	26	1,456	1,503	8,477	7,365	4,304	1,687	56	-	-	-	-	-	-	-	-	-	-	-	23,674	36	23,674	
<b>Total</b>	598	3,423	4,534	24,433	33,779	37,603	18,291	3,965	189	189	11	11	11	11	11	11	11	11	11	126,797	36	126,797	
<b>Tinged:</b>																							
3-G.M.	-	-	30	52	119	43	22	-	-	-	-	-	-	-	-	-	-	-	-	-	296	36	296
4-S.M.	10	127	126	775	1,134	980	225	11	-	-	-	-	-	-	-	-	-	-	-	-	3,377	36	3,377
5-M.	20	137	99	1,044	1,527	1,578	144	11	-	-	-	-	-	-	-	-	-	-	-	-	4,373	36	4,373
6-S.L.M.	23	159	201	1,642	1,598	1,006	144	-	-	-	-	-	-	-	-	-	-	-	-	-	4,813	36	4,813
7-L.M.	79	1,047	923	4,999	3,479	1,486	130	-	-	-	-	-	-	-	-	-	-	-	-	-	12,143	36	12,143
<b>Total</b>	132	1,510	1,379	8,512	7,867	4,692	679	11	-	-	-	-	-	-	-	-	-	-	-	-	25,002	36	25,002
<b>Yellow Stained:</b>																							
3-G.M.	-	-	-	-	-	-	-	-	-	-	-	-	-	-	-	-	-	-	-	-	-	-	-
4-S.M.	-	-	-	-	-	-	-	-	-	-	-	-	-	-	-	-	-	-	-	-	-	-	-
5-M.	-	-	-	-	-	-	-	-	-	-	-	-	-	-	-	-	-	-	-	-	-	-	-
<b>Total</b>	-	-	-	-	-	-	-	-	-	-	-	-	-	-	-	-	-	-	-	-	-	-	-
<b>Gray:</b>																							
3-G.M.	-	-	-	-	-	-	-	-	-	-	-	-	-	-	-	-	-	-	-	-	-	-	-
4-S.M.	-	-	-	-	-	-	-	-	-	-	-	-	-	-	-	-	-	-	-	-	-	-	-
5-M.	-	-	-	-	-	-	-	-	-	-	-	-	-	-	-	-	-	-	-	-	-	-	-
6-S.L.M.	-	-	-	-	-	-	-	-	-	-	-	-	-	-	-	-	-	-	-	-	-	-	-
<b>Total</b>	-	-	-	-	-	-	-	-	-	-	-	-	-	-	-	-	-	-	-	-	-	-	-
<b>Below Grade</b>	668	2,307	624	3,022	716	228	66	-	-	-	-	-	-	-	-	-	-	-	-	-	7,631	36	7,631
<b>All Grades</b>	2,602	16,936	14,885	90,588	117,801	322,027	412,213	119,820	9,191	903	105	105	105	105	105	105	105	105	105	61 1/2	1,167,187	36	1,167,187
<b>All Grades</b>	0.2	1.5	1.3	7.8	12.6	27.5	35.3	12.8	0.8	0.1	-	-	-	-	-	-	-	-	-	-	100.0	36	100.0

Percentage rough preparation . . . . . 8.0  
Grade index . . . . . 55.4  
Average staple length . . . . . 32.2

1/ As reported by the Bureau of the Census, running bales, linters excluded.  
2/ Less than 0.05 percent.

Table 12.—Grade and staple length of upland cotton ginned in Arizona, 1946-49

Grade	11/16 inch		7/8		29/32		3/4		1-1/8		1-1/16		1-1/8		1-1/16		1-1/8		1-1/16		1-1/8		All lengths	
	Bales	inches	Bales	inches	Bales	inches	Bales	inches	Bales	inches	Bales	inches	Bales	inches	Bales	inches	Bales	inches	Bales	inches	Bales	inches	Bales	inches
<b>Extra White:</b>																								
3-0.M.	-	-	-	-	-	-	3	620	390	250	148	26	-	-	-	-	-	-	-	-	-	-	1,437	0.4
4-0.M.	-	-	-	-	8	1,199	51,190	23,174	4,341	2,095	71	-	-	-	-	-	-	-	-	-	-	42,158	24.8	
5-M.	-	-	2	186	11,856	54,780	25,072	2,962	1,990	71	-	-	-	-	-	-	-	-	-	-	-	135,318	40.9	
6-S.L.M.	-	-	23	1,104	13,968	15,814	2,332	292	18	-	-	-	-	-	-	-	-	-	-	-	-	33,551	10.1	
7-L.M.	-	4	44	1,284	4,568	1,595	28	-	3	-	-	-	-	-	-	-	-	-	-	-	-	7,840	2.4	
8-S.O.	-	-	-	410	995	633	1	-	-	-	-	-	-	-	-	-	-	-	-	-	-	2,099	.6	
9-O.O.	-	20	101	262	182	52	11	-	-	-	-	-	-	-	-	-	-	-	-	-	-	618	.2	
Total	-	24	149	819	3,719	32,227	163,842	51,077	7,821	3,015	318	8	2	-	-	-	-	-	-	-	-	263,021	79.4	
<b>Whites:</b>																								
1-M.F.	-	-	-	-	-	-	-	-	-	-	-	-	-	-	-	-	-	-	-	-	-	-	-	-
2-S.O.M.	-	-	-	-	-	-	-	-	-	-	-	-	-	-	-	-	-	-	-	-	-	-	-	-
3-O.M.	-	-	-	-	-	-	-	-	-	-	-	-	-	-	-	-	-	-	-	-	-	-	-	-
4-S.M.	-	-	-	-	-	-	-	-	-	-	-	-	-	-	-	-	-	-	-	-	-	-	-	-
5-M.	-	-	-	-	-	-	-	-	-	-	-	-	-	-	-	-	-	-	-	-	-	-	-	-
6-S.L.M.	-	-	-	-	-	-	-	-	-	-	-	-	-	-	-	-	-	-	-	-	-	-	-	-
7-L.M.	-	-	-	-	-	-	-	-	-	-	-	-	-	-	-	-	-	-	-	-	-	-	-	-
8-S.O.	-	-	-	-	-	-	-	-	-	-	-	-	-	-	-	-	-	-	-	-	-	-	-	-
9-O.O.	-	-	-	-	-	-	-	-	-	-	-	-	-	-	-	-	-	-	-	-	-	-	-	-
Total	-	-	-	-	-	-	-	-	-	-	-	-	-	-	-	-	-	-	-	-	-	-	-	-
<b>Spotted:</b>																								
3-0.M.	-	-	-	1	299	1,374	261	64	8	-	-	-	-	-	-	-	-	-	-	-	-	1,967	.6	
4-S.M.	-	-	3	308	8,282	11,719	1,090	190	5	-	-	-	-	-	-	-	-	-	-	-	-	21,537	6.5	
5-M.	-	5	115	2,393	16,200	6,289	319	12	-	-	-	-	-	-	-	-	-	-	-	-	-	25,293	7.6	
6-S.L.M.	-	16	391	2,753	3,574	598	17	-	-	-	-	-	-	-	-	-	-	-	-	-	-	7,309	2.2	
7-L.M.	-	12	233	1,112	1,930	813	42	-	-	-	-	-	-	-	-	-	-	-	-	-	-	4,342	1.3	
Total	-	12	294	1,581	7,395	29,108	19,982	1,687	226	13	-	-	-	-	-	-	-	-	-	-	-	60,248	18.2	
<b>Tinged:</b>																								
3-0.M.	-	-	-	-	-	5	4	-	-	-	-	-	-	-	-	-	-	-	-	-	-	9	.*	
4-S.M.	-	-	-	17	136	51	79	-	-	-	-	-	-	-	-	-	-	-	-	-	-	207	.1	
5-M.	-	2	35	315	534	219	12	-	-	-	-	-	-	-	-	-	-	-	-	-	-	967	.3	
6-S.L.M.	-	1	605	311	684	219	12	-	-	-	-	-	-	-	-	-	-	-	-	-	-	1,062	.6	
7-L.M.	-	36	605	1,216	694	80	3	-	-	-	-	-	-	-	-	-	-	-	-	-	-	2,634	.8	
Total	-	37	642	1,574	1,910	962	149	5	-	-	-	-	-	-	-	-	-	-	-	-	-	5,279	1.6	
<b>Gray:</b>																								
3-0.M.	-	-	-	-	-	-	7	1	-	-	-	-	-	-	-	-	-	-	-	-	-	8	.*	
4-S.M.	-	-	-	-	6	362	106	-	-	-	-	-	-	-	-	-	-	-	-	-	-	474	.1	
5-M.	-	-	-	2	108	594	40	-	-	-	-	-	-	-	-	-	-	-	-	-	-	744	.2	
6-S.L.M.	-	-	-	-	2	22	-	-	-	-	-	-	-	-	-	-	-	-	-	-	-	24	.1	
Total	-	-	-	2	116	918	153	1	-	-	-	-	-	-	-	-	-	-	-	-	-	1,290	.4	
Below Grade	-	142	609	-	323	67	23	-	-	-	-	-	-	-	-	-	-	-	-	-	-	1,167	.4	
All grades	-	215	1,694	-	4,299	13,197	63,298	184,126	52,773	8,047	3,028	318	8	2	-	-	-	-	-	-	-	330,965	100.0	
All grades	-	0.1	0.5	-	1.3	4.0	19.1	55.7	15.9	2.4	0.9	0.1	*	*	*	*	*	*	*	*	*	100.0	Percent	

\*/ As reported by the Bureau of the Census, running bales, linters excluded.  
 \* Less than 0.05 percent.  
 Percentage rough preparation . . . . . 1.2  
 Grade index . . . . . 97.9  
 Average staple length . . . . . 32.9





Table 14.—Grade and staple length of upland cotton ginned in California, 1948-49

Grade	13/16 inch and shorter		7/8 inch		29/32 inch		15/16 inch		31/32 inch		1 inch		1-1/32 inch		1-1/16 inch		1-3/32 inch		1-1/8 inch		1-5/32 inch		1-3/16 inch		1-7/32 inch		1-1/4 inch		All lengths					
	Bales	Percent	Bales	Percent	Bales	Percent	Bales	Percent	Bales	Percent	Bales	Percent	Bales	Percent	Bales	Percent	Bales	Percent	Bales	Percent	Bales	Percent	Bales	Percent	Bales	Percent	Bales	Percent	Bales	Percent				
<b>Extra Whites:</b>																																		
3-0.M.	-	-	-	-	-	-	2	5	114	2,892	10,658	4,446	214	1	-	-	-	-	-	-	-	-	-	-	-	-	-	-	-	18,030	1.8			
4-0.M.	-	-	-	-	166	1,013	6,852	89,017	254,678	63,770	1,511	2	-	-	-	-	-	-	-	-	-	-	-	-	-	-	-	-	411,593	42.3				
5-0.M.	-	-	16	361	3,611	2,927	9,804	28,268	35,171	6,911	214	-	-	-	-	-	-	-	-	-	-	-	-	-	-	-	-	-	84,650	8.7				
6-0.M.	-	-	99	806	3,677	2,226	4,857	4,955	5,340	569	3	-	-	-	-	-	-	-	-	-	-	-	-	-	-	-	-	-	22,046	2.3				
7-0.M.	-	-	346	1,717	67	4,624	1,368	2,313	670	425	32	-	-	-	-	-	-	-	-	-	-	-	-	-	-	-	-	-	11,762	1.2				
8-0.O.	-	-	200	958	15	1,625	686	273	83	-	-	-	-	-	-	-	-	-	-	-	-	-	-	-	-	-	-	-	4,512	.4				
Total.	645	3,657	153	11,725	8,144	29,252	215,622	473,637	117,474	3,467	3	-	-	-	-	-	-	-	-	-	-	-	-	-	-	-	-	-	863,909	88.7				
<b>White:</b>																																		
1-M7.	-	-	-	-	-	-	-	-	-	-	-	-	-	-	-	-	-	-	-	-	-	-	-	-	-	-	-	-	-	-	-			
2-0.M.	-	-	-	-	-	-	-	-	-	-	-	-	-	-	-	-	-	-	-	-	-	-	-	-	-	-	-	-	-	-	-			
3-0.M.	-	-	-	-	-	-	-	-	-	-	-	-	-	-	-	-	-	-	-	-	-	-	-	-	-	-	-	-	-	-	-			
4-0.M.	-	-	-	-	-	-	-	-	-	-	-	-	-	-	-	-	-	-	-	-	-	-	-	-	-	-	-	-	-	-	-			
5-M.	-	-	-	-	-	-	-	-	-	-	-	-	-	-	-	-	-	-	-	-	-	-	-	-	-	-	-	-	-	-	-			
6-0.M.	-	-	-	-	-	-	-	-	-	-	-	-	-	-	-	-	-	-	-	-	-	-	-	-	-	-	-	-	-	-	-			
7-L.M.	-	-	-	-	-	-	-	-	-	-	-	-	-	-	-	-	-	-	-	-	-	-	-	-	-	-	-	-	-	-	-			
8-0.O.	-	-	-	-	-	-	-	-	-	-	-	-	-	-	-	-	-	-	-	-	-	-	-	-	-	-	-	-	-	-	-			
Total.	2	-	1	1	1	6	32	7	3	-	-	-	-	-	-	-	-	-	-	-	-	-	-	-	-	-	-	-	-	-	82			
<b>Spotted:</b>																																		
3-0.M.	-	-	9	104	26	1,474	2,424	6,616	6,906	2,846	176	36	-	-	-	-	-	-	-	-	-	-	-	-	-	-	-	-	-	-	-	1,613	.2	
4-0.M.	-	-	88	793	88	3,556	3,331	4,113	3,342	2,688	3	-	-	-	-	-	-	-	-	-	-	-	-	-	-	-	-	-	-	-	-	21,666	2.2	
5-M.	-	-	308	2,249	80	3,982	1,129	1,113	309	510	110	-	-	-	-	-	-	-	-	-	-	-	-	-	-	-	-	-	-	-	-	16,717	1.7	
6-0.M.	-	-	1,392	6,291	114	8,164	1,197	903	113	95	9	-	-	-	-	-	-	-	-	-	-	-	-	-	-	-	-	-	-	-	-	9,770	1.0	
7-L.M.	-	-	1,797	9,437	307	17,204	8,146	12,000	13,358	5,337	590	9	-	-	-	-	-	-	-	-	-	-	-	-	-	-	-	-	-	-	-	16,298	1.9	
Total.	1	-	8	121	3	65	6	2	2	3	-	-	-	-	-	-	-	-	-	-	-	-	-	-	-	-	-	-	-	-	-	3		
<b>Tinged:</b>																																		
3-0.M.	-	-	60	121	5	65	6	2	2	-	-	-	-	-	-	-	-	-	-	-	-	-	-	-	-	-	-	-	-	-	-	-	30	
4-0.M.	-	-	103	197	-	86	6	2	-	-	-	-	-	-	-	-	-	-	-	-	-	-	-	-	-	-	-	-	-	-	-	254		
5-M.	-	-	61	139	1	64	2	3	-	-	-	-	-	-	-	-	-	-	-	-	-	-	-	-	-	-	-	-	-	-	-	396		
7-L.M.	-	-	226	465	5	216	22	14	7	-	-	-	-	-	-	-	-	-	-	-	-	-	-	-	-	-	-	-	-	-	-	270		
Total.	-	-	-	-	-	-	-	-	-	-	-	-	-	-	-	-	-	-	-	-	-	-	-	-	-	-	-	-	-	-	-	963		
<b>Yellow Stained:</b>																																		
3-0.M.	-	-	-	-	-	-	-	-	-	-	-	-	-	-	-	-	-	-	-	-	-	-	-	-	-	-	-	-	-	-	-	-		
4-0.M.	-	-	-	-	-	-	-	-	-	-	-	-	-	-	-	-	-	-	-	-	-	-	-	-	-	-	-	-	-	-	-	-		
5-M.	-	-	-	-	-	-	-	-	-	-	-	-	-	-	-	-	-	-	-	-	-	-	-	-	-	-	-	-	-	-	-	-		
6-0.M.	-	-	-	-	-	-	-	-	-	-	-	-	-	-	-	-	-	-	-	-	-	-	-	-	-	-	-	-	-	-	-	-		
7-L.M.	-	-	-	-	-	-	-	-	-	-	-	-	-	-	-	-	-	-	-	-	-	-	-	-	-	-	-	-	-	-	-	-		
Total.	-	-	-	-	-	-	-	-	-	-	-	-	-	-	-	-	-	-	-	-	-	-	-	-	-	-	-	-	-	-	-	-		
<b>Gray:</b>																																		
3-0.M.	-	-	3	323	62	5,140	2,868	4,134	6,036	2,244	45	6	-	-	-	-	-	-	-	-	-	-	-	-	-	-	-	-	-	-	-	-	1,661	
4-0.M.	-	-	59	694	98	2,974	2,422	2,764	868	26	-	-	-	-	-	-	-	-	-	-	-	-	-	-	-	-	-	-	-	-	-	-	18,079	
5-M.	-	-	5	73	11	197	136	140	112	49	1	-	-	-	-	-	-	-	-	-	-	-	-	-	-	-	-	-	-	-	-	-	12,767	
6-0.L.M.	-	-	85	1,093	171	6,403	5,534	7,447	9,773	3,637	78	-	-	-	-	-	-	-	-	-	-	-	-	-	-	-	-	-	-	-	-	-	724	
Total.	1,616	3,461	16	1,621	143	385	54	41	5	-	-	-	-	-	-	-	-	-	-	-	-	-	-	-	-	-	-	-	-	-	-	-	84,221	
Below Grade	4,268	18,068	652	37,169	21,990	49,104	239,046	482,649	116,169	3,476	3	-	-	-	-	-	-	-	-	-	-	-	-	-	-	-	-	-	-	-	-	-	7,262	
All Grades	Percent	Percent	Percent	Percent	Percent	Percent	Percent	Percent	Percent	Percent	Percent	Percent	Percent	Percent	Percent	Percent	Percent	Percent	Percent	Percent	Percent	Percent	Percent	Percent	Percent	Percent	Percent	Percent	Percent	Percent	Percent	Percent	Percent	100.0
All Grades	0.4	1.9	0.1	5.8	2.3	6.0	24.6	49.5	12.1	0.4	-	-	-	-	-	-	-	-	-	-	-	-	-	-	-	-	-	-	-	-	-	-	-	

1/ As reported by the Bureau of the Census, running bales, linters excluded.  
 \* Less than 0.06 percent.  
 Percentage rough preparation . . . 0.6  
 Grade index. . . . . 99.0  
 Average staple length. . . . . 33.4



Table 16.—Grade and staple length of upland cotton ginned in Florida, 1945-49

Grade	113/16 inch		7/8		29/32		15/16		1		1-1/32		1-1/16		1-3/32		1-1/8		1-5/32		1-3/16		1-7/32		1-1/4 inches and longer		All lengths																																																																																																																																																																																																																																																																																																																																																																																																																																																																																																																																																																																																																																																																																																																																																																																																																							
	Bales	Percent	Bales	Percent	Bales	Percent	Bales	Percent	Bales	Percent	Bales	Percent	Bales	Percent	Bales	Percent	Bales	Percent	Bales	Percent	Bales	Percent	Bales	Percent	Bales	Percent	Bales	Percent																																																																																																																																																																																																																																																																																																																																																																																																																																																																																																																																																																																																																																																																																																																																																																																																																						
Whites:																														1-M.F.	-	-	-	-	-	-	-	-	-	-	-	-	-	-	-	-	-	-	-	-	-	-	-	-	-	-	-	-	-	2-S.G.M.	-	-	-	-	-	-	-	-	-	-	-	-	-	-	-	-	-	-	-	-	-	-	-	-	-	-	-	-	-	3-O.M.	-	-	-	-	-	-	-	-	-	-	-	-	-	-	-	-	-	-	-	-	-	-	-	-	-	-	-	-	-	4-S.M.	-	-	-	-	-	-	-	-	29	148	99	-	-	70	1	1	-	-	-	-	-	-	-	-	-	548	4.5	-	-	5-M.	10	-	-	-	69	203	793	1,263	793	1	1	-	-	673	37	37	-	-	-	-	-	-	-	66	2,903	37.4	2,903	41.8	6-S.L.N.	6	-	-	-	27	73	743	1,689	120	49	17	-	-	334	16	16	-	-	-	-	-	-	-	12	727	9.4	727	9.4	7-L.N.	-	-	-	-	26	49	120	81	12	26	5	-	-	17	-	-	-	-	-	-	-	-	-	-	127	1.6	127	1.6	8-S.O.	-	-	-	-	-	-	-	-	-	-	-	-	-	-	-	-	-	-	-	-	-	-	-	-	-	-	-	-	-	9-O.O.	-	-	-	-	-	-	-	-	-	-	-	-	-	-	-	-	-	-	-	-	-	-	-	-	-	-	-	-	-	Total	16	-	112	354	1,945	3,402	1,441	85	2	-	-	-	-	77	7,394	95.3	-	-	-	-	-	-	-	-	-	-	-	-	-	Spotted:																														3-O.M.	-	-	-	-	-	-	-	-	-	-	-	-	-	-	-	-	-	-	-	-	-	-	-	-	-	-	-	-	-	4-S.M.	-	-	-	-	10	24	62	44	16	-	-	-	-	-	-	-	-	-	-	-	-	-	-	-	-	-	-	-	-	5-M.	-	-	-	-	20	10	19	86	16	-	-	-	-	-	-	-	-	-	-	-	-	-	-	-	-	58	161	2.1	161	2.1	6-S.L.N.	-	-	-	-	-	-	-	-	7	-	-	-	-	10	-	-	-	-	-	-	-	-	-	-	-	3	20	.3	20	.3	7-L.N.	-	-	-	-	-	-	-	-	-	-	-	-	-	-	-	-	-	-	-	-	-	-	-	-	-	-	-	-	-	-	Total	-	-	30	34	89	82	44	-	-	-	-	-	-	61	339	4.4	-	-	-	-	-	-	-	-	-	-	-	-	-	-	Gray:																														3-O.M.	-	-	-	-	-	-	-	-	-	-	-	-	-	-	-	-	-	-	-	-	-	-	-	-	-	-	-	-	-	-	4-S.M.	-	-	-	-	-	-	-	-	-	-	-	-	-	-	-	-	-	-	-	-	-	-	-	-	-	-	-	-	-	-	5-M.	-	-	-	-	-	-	-	-	10	-	-	-	-	6	-	-	-	-	-	-	-	-	-	-	-	-	-	-	-	-	6-S.L.N.	-	-	-	-	-	-	-	-	-	-	-	-	-	-	-	-	-	-	-	-	-	-	-	-	-	-	-	-	-	-	Total	-	-	-	-	10	6	6	-	-	-	-	-	-	-	-	-	-	-	-	-	-	-	-	-	-	-	-	-	-	-	Below Grade	-	-	-	-	-	-	-	-	-	-	-	-	-	-	-	-	-	-	-	-	-	-	-	-	-	-	-	-	-	-	All grades	16	-	142	388	1,953	3,574	1,493	86	2	-	-	-	-	138	7,761	100.0	-	-	-	-	-	-	-	-	-	-	-	-	-	-	All grades	0.2	-	1.8	6.0	25.3	46.2	19.0	0.7	*	-	-	-	-	1.8	100.0		-	-	-	-	-	-	-	-	-	-	-	-	-	-
1-M.F.	-	-	-	-	-	-	-	-	-	-	-	-	-	-	-	-	-	-	-	-	-	-	-	-	-	-	-	-	-	2-S.G.M.	-	-	-	-	-	-	-	-	-	-	-	-	-	-	-	-	-	-	-	-	-	-	-	-	-	-	-	-	-	3-O.M.	-	-	-	-	-	-	-	-	-	-	-	-	-	-	-	-	-	-	-	-	-	-	-	-	-	-	-	-	-	4-S.M.	-	-	-	-	-	-	-	-	29	148	99	-	-	70	1	1	-	-	-	-	-	-	-	-	-	548	4.5	-	-	5-M.	10	-	-	-	69	203	793	1,263	793	1	1	-	-	673	37	37	-	-	-	-	-	-	-	66	2,903	37.4	2,903	41.8	6-S.L.N.	6	-	-	-	27	73	743	1,689	120	49	17	-	-	334	16	16	-	-	-	-	-	-	-	12	727	9.4	727	9.4	7-L.N.	-	-	-	-	26	49	120	81	12	26	5	-	-	17	-	-	-	-	-	-	-	-	-	-	127	1.6	127	1.6	8-S.O.	-	-	-	-	-	-	-	-	-	-	-	-	-	-	-	-	-	-	-	-	-	-	-	-	-	-	-	-	-	9-O.O.	-	-	-	-	-	-	-	-	-	-	-	-	-	-	-	-	-	-	-	-	-	-	-	-	-	-	-	-	-	Total	16	-	112	354	1,945	3,402	1,441	85	2	-	-	-	-	77	7,394	95.3	-	-	-	-	-	-	-	-	-	-	-	-	-	Spotted:																														3-O.M.	-	-	-	-	-	-	-	-	-	-	-	-	-	-	-	-	-	-	-	-	-	-	-	-	-	-	-	-	-	4-S.M.	-	-	-	-	10	24	62	44	16	-	-	-	-	-	-	-	-	-	-	-	-	-	-	-	-	-	-	-	-	5-M.	-	-	-	-	20	10	19	86	16	-	-	-	-	-	-	-	-	-	-	-	-	-	-	-	-	58	161	2.1	161	2.1	6-S.L.N.	-	-	-	-	-	-	-	-	7	-	-	-	-	10	-	-	-	-	-	-	-	-	-	-	-	3	20	.3	20	.3	7-L.N.	-	-	-	-	-	-	-	-	-	-	-	-	-	-	-	-	-	-	-	-	-	-	-	-	-	-	-	-	-	-	Total	-	-	30	34	89	82	44	-	-	-	-	-	-	61	339	4.4	-	-	-	-	-	-	-	-	-	-	-	-	-	-	Gray:																														3-O.M.	-	-	-	-	-	-	-	-	-	-	-	-	-	-	-	-	-	-	-	-	-	-	-	-	-	-	-	-	-	-	4-S.M.	-	-	-	-	-	-	-	-	-	-	-	-	-	-	-	-	-	-	-	-	-	-	-	-	-	-	-	-	-	-	5-M.	-	-	-	-	-	-	-	-	10	-	-	-	-	6	-	-	-	-	-	-	-	-	-	-	-	-	-	-	-	-	6-S.L.N.	-	-	-	-	-	-	-	-	-	-	-	-	-	-	-	-	-	-	-	-	-	-	-	-	-	-	-	-	-	-	Total	-	-	-	-	10	6	6	-	-	-	-	-	-	-	-	-	-	-	-	-	-	-	-	-	-	-	-	-	-	-	Below Grade	-	-	-	-	-	-	-	-	-	-	-	-	-	-	-	-	-	-	-	-	-	-	-	-	-	-	-	-	-	-	All grades	16	-	142	388	1,953	3,574	1,493	86	2	-	-	-	-	138	7,761	100.0	-	-	-	-	-	-	-	-	-	-	-	-	-	-	All grades	0.2	-	1.8	6.0	25.3	46.2	19.0	0.7	*	-	-	-	-	1.8	100.0		-	-	-	-	-	-	-	-	-	-	-	-	-	-																														
2-S.G.M.	-	-	-	-	-	-	-	-	-	-	-	-	-	-	-	-	-	-	-	-	-	-	-	-	-	-	-	-	-	3-O.M.	-	-	-	-	-	-	-	-	-	-	-	-	-	-	-	-	-	-	-	-	-	-	-	-	-	-	-	-	-	4-S.M.	-	-	-	-	-	-	-	-	29	148	99	-	-	70	1	1	-	-	-	-	-	-	-	-	-	548	4.5	-	-	5-M.	10	-	-	-	69	203	793	1,263	793	1	1	-	-	673	37	37	-	-	-	-	-	-	-	66	2,903	37.4	2,903	41.8	6-S.L.N.	6	-	-	-	27	73	743	1,689	120	49	17	-	-	334	16	16	-	-	-	-	-	-	-	12	727	9.4	727	9.4	7-L.N.	-	-	-	-	26	49	120	81	12	26	5	-	-	17	-	-	-	-	-	-	-	-	-	-	127	1.6	127	1.6	8-S.O.	-	-	-	-	-	-	-	-	-	-	-	-	-	-	-	-	-	-	-	-	-	-	-	-	-	-	-	-	-	9-O.O.	-	-	-	-	-	-	-	-	-	-	-	-	-	-	-	-	-	-	-	-	-	-	-	-	-	-	-	-	-	Total	16	-	112	354	1,945	3,402	1,441	85	2	-	-	-	-	77	7,394	95.3	-	-	-	-	-	-	-	-	-	-	-	-	-	Spotted:																														3-O.M.	-	-	-	-	-	-	-	-	-	-	-	-	-	-	-	-	-	-	-	-	-	-	-	-	-	-	-	-	-	4-S.M.	-	-	-	-	10	24	62	44	16	-	-	-	-	-	-	-	-	-	-	-	-	-	-	-	-	-	-	-	-	5-M.	-	-	-	-	20	10	19	86	16	-	-	-	-	-	-	-	-	-	-	-	-	-	-	-	-	58	161	2.1	161	2.1	6-S.L.N.	-	-	-	-	-	-	-	-	7	-	-	-	-	10	-	-	-	-	-	-	-	-	-	-	-	3	20	.3	20	.3	7-L.N.	-	-	-	-	-	-	-	-	-	-	-	-	-	-	-	-	-	-	-	-	-	-	-	-	-	-	-	-	-	-	Total	-	-	30	34	89	82	44	-	-	-	-	-	-	61	339	4.4	-	-	-	-	-	-	-	-	-	-	-	-	-	-	Gray:																														3-O.M.	-	-	-	-	-	-	-	-	-	-	-	-	-	-	-	-	-	-	-	-	-	-	-	-	-	-	-	-	-	-	4-S.M.	-	-	-	-	-	-	-	-	-	-	-	-	-	-	-	-	-	-	-	-	-	-	-	-	-	-	-	-	-	-	5-M.	-	-	-	-	-	-	-	-	10	-	-	-	-	6	-	-	-	-	-	-	-	-	-	-	-	-	-	-	-	-	6-S.L.N.	-	-	-	-	-	-	-	-	-	-	-	-	-	-	-	-	-	-	-	-	-	-	-	-	-	-	-	-	-	-	Total	-	-	-	-	10	6	6	-	-	-	-	-	-	-	-	-	-	-	-	-	-	-	-	-	-	-	-	-	-	-	Below Grade	-	-	-	-	-	-	-	-	-	-	-	-	-	-	-	-	-	-	-	-	-	-	-	-	-	-	-	-	-	-	All grades	16	-	142	388	1,953	3,574	1,493	86	2	-	-	-	-	138	7,761	100.0	-	-	-	-	-	-	-	-	-	-	-	-	-	-	All grades	0.2	-	1.8	6.0	25.3	46.2	19.0	0.7	*	-	-	-	-	1.8	100.0		-	-	-	-	-	-	-	-	-	-	-	-	-	-																																																												
3-O.M.	-	-	-	-	-	-	-	-	-	-	-	-	-	-	-	-	-	-	-	-	-	-	-	-	-	-	-	-	-	4-S.M.	-	-	-	-	-	-	-	-	29	148	99	-	-	70	1	1	-	-	-	-	-	-	-	-	-	548	4.5	-	-	5-M.	10	-	-	-	69	203	793	1,263	793	1	1	-	-	673	37	37	-	-	-	-	-	-	-	66	2,903	37.4	2,903	41.8	6-S.L.N.	6	-	-	-	27	73	743	1,689	120	49	17	-	-	334	16	16	-	-	-	-	-	-	-	12	727	9.4	727	9.4	7-L.N.	-	-	-	-	26	49	120	81	12	26	5	-	-	17	-	-	-	-	-	-	-	-	-	-	127	1.6	127	1.6	8-S.O.	-	-	-	-	-	-	-	-	-	-	-	-	-	-	-	-	-	-	-	-	-	-	-	-	-	-	-	-	-	9-O.O.	-	-	-	-	-	-	-	-	-	-	-	-	-	-	-	-	-	-	-	-	-	-	-	-	-	-	-	-	-	Total	16	-	112	354	1,945	3,402	1,441	85	2	-	-	-	-	77	7,394	95.3	-	-	-	-	-	-	-	-	-	-	-	-	-	Spotted:																														3-O.M.	-	-	-	-	-	-	-	-	-	-	-	-	-	-	-	-	-	-	-	-	-	-	-	-	-	-	-	-	-	4-S.M.	-	-	-	-	10	24	62	44	16	-	-	-	-	-	-	-	-	-	-	-	-	-	-	-	-	-	-	-	-	5-M.	-	-	-	-	20	10	19	86	16	-	-	-	-	-	-	-	-	-	-	-	-	-	-	-	-	58	161	2.1	161	2.1	6-S.L.N.	-	-	-	-	-	-	-	-	7	-	-	-	-	10	-	-	-	-	-	-	-	-	-	-	-	3	20	.3	20	.3	7-L.N.	-	-	-	-	-	-	-	-	-	-	-	-	-	-	-	-	-	-	-	-	-	-	-	-	-	-	-	-	-	-	Total	-	-	30	34	89	82	44	-	-	-	-	-	-	61	339	4.4	-	-	-	-	-	-	-	-	-	-	-	-	-	-	Gray:																														3-O.M.	-	-	-	-	-	-	-	-	-	-	-	-	-	-	-	-	-	-	-	-	-	-	-	-	-	-	-	-	-	-	4-S.M.	-	-	-	-	-	-	-	-	-	-	-	-	-	-	-	-	-	-	-	-	-	-	-	-	-	-	-	-	-	-	5-M.	-	-	-	-	-	-	-	-	10	-	-	-	-	6	-	-	-	-	-	-	-	-	-	-	-	-	-	-	-	-	6-S.L.N.	-	-	-	-	-	-	-	-	-	-	-	-	-	-	-	-	-	-	-	-	-	-	-	-	-	-	-	-	-	-	Total	-	-	-	-	10	6	6	-	-	-	-	-	-	-	-	-	-	-	-	-	-	-	-	-	-	-	-	-	-	-	Below Grade	-	-	-	-	-	-	-	-	-	-	-	-	-	-	-	-	-	-	-	-	-	-	-	-	-	-	-	-	-	-	All grades	16	-	142	388	1,953	3,574	1,493	86	2	-	-	-	-	138	7,761	100.0	-	-	-	-	-	-	-	-	-	-	-	-	-	-	All grades	0.2	-	1.8	6.0	25.3	46.2	19.0	0.7	*	-	-	-	-	1.8	100.0		-	-	-	-	-	-	-	-	-	-	-	-	-	-																																																																																										
4-S.M.	-	-	-	-	-	-	-	-	29	148	99	-	-	70	1	1	-	-	-	-	-	-	-	-	-	548	4.5	-	-	5-M.	10	-	-	-	69	203	793	1,263	793	1	1	-	-	673	37	37	-	-	-	-	-	-	-	66	2,903	37.4	2,903	41.8	6-S.L.N.	6	-	-	-	27	73	743	1,689	120	49	17	-	-	334	16	16	-	-	-	-	-	-	-	12	727	9.4	727	9.4	7-L.N.	-	-	-	-	26	49	120	81	12	26	5	-	-	17	-	-	-	-	-	-	-	-	-	-	127	1.6	127	1.6	8-S.O.	-	-	-	-	-	-	-	-	-	-	-	-	-	-	-	-	-	-	-	-	-	-	-	-	-	-	-	-	-	9-O.O.	-	-	-	-	-	-	-	-	-	-	-	-	-	-	-	-	-	-	-	-	-	-	-	-	-	-	-	-	-	Total	16	-	112	354	1,945	3,402	1,441	85	2	-	-	-	-	77	7,394	95.3	-	-	-	-	-	-	-	-	-	-	-	-	-	Spotted:																														3-O.M.	-	-	-	-	-	-	-	-	-	-	-	-	-	-	-	-	-	-	-	-	-	-	-	-	-	-	-	-	-	4-S.M.	-	-	-	-	10	24	62	44	16	-	-	-	-	-	-	-	-	-	-	-	-	-	-	-	-	-	-	-	-	5-M.	-	-	-	-	20	10	19	86	16	-	-	-	-	-	-	-	-	-	-	-	-	-	-	-	-	58	161	2.1	161	2.1	6-S.L.N.	-	-	-	-	-	-	-	-	7	-	-	-	-	10	-	-	-	-	-	-	-	-	-	-	-	3	20	.3	20	.3	7-L.N.	-	-	-	-	-	-	-	-	-	-	-	-	-	-	-	-	-	-	-	-	-	-	-	-	-	-	-	-	-	-	Total	-	-	30	34	89	82	44	-	-	-	-	-	-	61	339	4.4	-	-	-	-	-	-	-	-	-	-	-	-	-	-	Gray:																														3-O.M.	-	-	-	-	-	-	-	-	-	-	-	-	-	-	-	-	-	-	-	-	-	-	-	-	-	-	-	-	-	-	4-S.M.	-	-	-	-	-	-	-	-	-	-	-	-	-	-	-	-	-	-	-	-	-	-	-	-	-	-	-	-	-	-	5-M.	-	-	-	-	-	-	-	-	10	-	-	-	-	6	-	-	-	-	-	-	-	-	-	-	-	-	-	-	-	-	6-S.L.N.	-	-	-	-	-	-	-	-	-	-	-	-	-	-	-	-	-	-	-	-	-	-	-	-	-	-	-	-	-	-	Total	-	-	-	-	10	6	6	-	-	-	-	-	-	-	-	-	-	-	-	-	-	-	-	-	-	-	-	-	-	-	Below Grade	-	-	-	-	-	-	-	-	-	-	-	-	-	-	-	-	-	-	-	-	-	-	-	-	-	-	-	-	-	-	All grades	16	-	142	388	1,953	3,574	1,493	86	2	-	-	-	-	138	7,761	100.0	-	-	-	-	-	-	-	-	-	-	-	-	-	-	All grades	0.2	-	1.8	6.0	25.3	46.2	19.0	0.7	*	-	-	-	-	1.8	100.0		-	-	-	-	-	-	-	-	-	-	-	-	-	-																																																																																																																								
5-M.	10	-	-	-	69	203	793	1,263	793	1	1	-	-	673	37	37	-	-	-	-	-	-	-	66	2,903	37.4	2,903	41.8	6-S.L.N.	6	-	-	-	27	73	743	1,689	120	49	17	-	-	334	16	16	-	-	-	-	-	-	-	12	727	9.4	727	9.4	7-L.N.	-	-	-	-	26	49	120	81	12	26	5	-	-	17	-	-	-	-	-	-	-	-	-	-	127	1.6	127	1.6	8-S.O.	-	-	-	-	-	-	-	-	-	-	-	-	-	-	-	-	-	-	-	-	-	-	-	-	-	-	-	-	-	9-O.O.	-	-	-	-	-	-	-	-	-	-	-	-	-	-	-	-	-	-	-	-	-	-	-	-	-	-	-	-	-	Total	16	-	112	354	1,945	3,402	1,441	85	2	-	-	-	-	77	7,394	95.3	-	-	-	-	-	-	-	-	-	-	-	-	-	Spotted:																														3-O.M.	-	-	-	-	-	-	-	-	-	-	-	-	-	-	-	-	-	-	-	-	-	-	-	-	-	-	-	-	-	4-S.M.	-	-	-	-	10	24	62	44	16	-	-	-	-	-	-	-	-	-	-	-	-	-	-	-	-	-	-	-	-	5-M.	-	-	-	-	20	10	19	86	16	-	-	-	-	-	-	-	-	-	-	-	-	-	-	-	-	58	161	2.1	161	2.1	6-S.L.N.	-	-	-	-	-	-	-	-	7	-	-	-	-	10	-	-	-	-	-	-	-	-	-	-	-	3	20	.3	20	.3	7-L.N.	-	-	-	-	-	-	-	-	-	-	-	-	-	-	-	-	-	-	-	-	-	-	-	-	-	-	-	-	-	-	Total	-	-	30	34	89	82	44	-	-	-	-	-	-	61	339	4.4	-	-	-	-	-	-	-	-	-	-	-	-	-	-	Gray:																														3-O.M.	-	-	-	-	-	-	-	-	-	-	-	-	-	-	-	-	-	-	-	-	-	-	-	-	-	-	-	-	-	-	4-S.M.	-	-	-	-	-	-	-	-	-	-	-	-	-	-	-	-	-	-	-	-	-	-	-	-	-	-	-	-	-	-	5-M.	-	-	-	-	-	-	-	-	10	-	-	-	-	6	-	-	-	-	-	-	-	-	-	-	-	-	-	-	-	-	6-S.L.N.	-	-	-	-	-	-	-	-	-	-	-	-	-	-	-	-	-	-	-	-	-	-	-	-	-	-	-	-	-	-	Total	-	-	-	-	10	6	6	-	-	-	-	-	-	-	-	-	-	-	-	-	-	-	-	-	-	-	-	-	-	-	Below Grade	-	-	-	-	-	-	-	-	-	-	-	-	-	-	-	-	-	-	-	-	-	-	-	-	-	-	-	-	-	-	All grades	16	-	142	388	1,953	3,574	1,493	86	2	-	-	-	-	138	7,761	100.0	-	-	-	-	-	-	-	-	-	-	-	-	-	-	All grades	0.2	-	1.8	6.0	25.3	46.2	19.0	0.7	*	-	-	-	-	1.8	100.0		-	-	-	-	-	-	-	-	-	-	-	-	-	-																																																																																																																																																						
6-S.L.N.	6	-	-	-	27	73	743	1,689	120	49	17	-	-	334	16	16	-	-	-	-	-	-	-	12	727	9.4	727	9.4	7-L.N.	-	-	-	-	26	49	120	81	12	26	5	-	-	17	-	-	-	-	-	-	-	-	-	-	127	1.6	127	1.6	8-S.O.	-	-	-	-	-	-	-	-	-	-	-	-	-	-	-	-	-	-	-	-	-	-	-	-	-	-	-	-	-	9-O.O.	-	-	-	-	-	-	-	-	-	-	-	-	-	-	-	-	-	-	-	-	-	-	-	-	-	-	-	-	-	Total	16	-	112	354	1,945	3,402	1,441	85	2	-	-	-	-	77	7,394	95.3	-	-	-	-	-	-	-	-	-	-	-	-	-	Spotted:																														3-O.M.	-	-	-	-	-	-	-	-	-	-	-	-	-	-	-	-	-	-	-	-	-	-	-	-	-	-	-	-	-	4-S.M.	-	-	-	-	10	24	62	44	16	-	-	-	-	-	-	-	-	-	-	-	-	-	-	-	-	-	-	-	-	5-M.	-	-	-	-	20	10	19	86	16	-	-	-	-	-	-	-	-	-	-	-	-	-	-	-	-	58	161	2.1	161	2.1	6-S.L.N.	-	-	-	-	-	-	-	-	7	-	-	-	-	10	-	-	-	-	-	-	-	-	-	-	-	3	20	.3	20	.3	7-L.N.	-	-	-	-	-	-	-	-	-	-	-	-	-	-	-	-	-	-	-	-	-	-	-	-	-	-	-	-	-	-	Total	-	-	30	34	89	82	44	-	-	-	-	-	-	61	339	4.4	-	-	-	-	-	-	-	-	-	-	-	-	-	-	Gray:																														3-O.M.	-	-	-	-	-	-	-	-	-	-	-	-	-	-	-	-	-	-	-	-	-	-	-	-	-	-	-	-	-	-	4-S.M.	-	-	-	-	-	-	-	-	-	-	-	-	-	-	-	-	-	-	-	-	-	-	-	-	-	-	-	-	-	-	5-M.	-	-	-	-	-	-	-	-	10	-	-	-	-	6	-	-	-	-	-	-	-	-	-	-	-	-	-	-	-	-	6-S.L.N.	-	-	-	-	-	-	-	-	-	-	-	-	-	-	-	-	-	-	-	-	-	-	-	-	-	-	-	-	-	-	Total	-	-	-	-	10	6	6	-	-	-	-	-	-	-	-	-	-	-	-	-	-	-	-	-	-	-	-	-	-	-	Below Grade	-	-	-	-	-	-	-	-	-	-	-	-	-	-	-	-	-	-	-	-	-	-	-	-	-	-	-	-	-	-	All grades	16	-	142	388	1,953	3,574	1,493	86	2	-	-	-	-	138	7,761	100.0	-	-	-	-	-	-	-	-	-	-	-	-	-	-	All grades	0.2	-	1.8	6.0	25.3	46.2	19.0	0.7	*	-	-	-	-	1.8	100.0		-	-	-	-	-	-	-	-	-	-	-	-	-	-																																																																																																																																																																																			
7-L.N.	-	-	-	-	26	49	120	81	12	26	5	-	-	17	-	-	-	-	-	-	-	-	-	-	127	1.6	127	1.6	8-S.O.	-	-	-	-	-	-	-	-	-	-	-	-	-	-	-	-	-	-	-	-	-	-	-	-	-	-	-	-	-	9-O.O.	-	-	-	-	-	-	-	-	-	-	-	-	-	-	-	-	-	-	-	-	-	-	-	-	-	-	-	-	-	Total	16	-	112	354	1,945	3,402	1,441	85	2	-	-	-	-	77	7,394	95.3	-	-	-	-	-	-	-	-	-	-	-	-	-	Spotted:																														3-O.M.	-	-	-	-	-	-	-	-	-	-	-	-	-	-	-	-	-	-	-	-	-	-	-	-	-	-	-	-	-	4-S.M.	-	-	-	-	10	24	62	44	16	-	-	-	-	-	-	-	-	-	-	-	-	-	-	-	-	-	-	-	-	5-M.	-	-	-	-	20	10	19	86	16	-	-	-	-	-	-	-	-	-	-	-	-	-	-	-	-	58	161	2.1	161	2.1	6-S.L.N.	-	-	-	-	-	-	-	-	7	-	-	-	-	10	-	-	-	-	-	-	-	-	-	-	-	3	20	.3	20	.3	7-L.N.	-	-	-	-	-	-	-	-	-	-	-	-	-	-	-	-	-	-	-	-	-	-	-	-	-	-	-	-	-	-	Total	-	-	30	34	89	82	44	-	-	-	-	-	-	61	339	4.4	-	-	-	-	-	-	-	-	-	-	-	-	-	-	Gray:																														3-O.M.	-	-	-	-	-	-	-	-	-	-	-	-	-	-	-	-	-	-	-	-	-	-	-	-	-	-	-	-	-	-	4-S.M.	-	-	-	-	-	-	-	-	-	-	-	-	-	-	-	-	-	-	-	-	-	-	-	-	-	-	-	-	-	-	5-M.	-	-	-	-	-	-	-	-	10	-	-	-	-	6	-	-	-	-	-	-	-	-	-	-	-	-	-	-	-	-	6-S.L.N.	-	-	-	-	-	-	-	-	-	-	-	-	-	-	-	-	-	-	-	-	-	-	-	-	-	-	-	-	-	-	Total	-	-	-	-	10	6	6	-	-	-	-	-	-	-	-	-	-	-	-	-	-	-	-	-	-	-	-	-	-	-	Below Grade	-	-	-	-	-	-	-	-	-	-	-	-	-	-	-	-	-	-	-	-	-	-	-	-	-	-	-	-	-	-	All grades	16	-	142	388	1,953	3,574	1,493	86	2	-	-	-	-	138	7,761	100.0	-	-	-	-	-	-	-	-	-	-	-	-	-	-	All grades	0.2	-	1.8	6.0	25.3	46.2	19.0	0.7	*	-	-	-	-	1.8	100.0		-	-	-	-	-	-	-	-	-	-	-	-	-	-																																																																																																																																																																																																																
8-S.O.	-	-	-	-	-	-	-	-	-	-	-	-	-	-	-	-	-	-	-	-	-	-	-	-	-	-	-	-	-	9-O.O.	-	-	-	-	-	-	-	-	-	-	-	-	-	-	-	-	-	-	-	-	-	-	-	-	-	-	-	-	-	Total	16	-	112	354	1,945	3,402	1,441	85	2	-	-	-	-	77	7,394	95.3	-	-	-	-	-	-	-	-	-	-	-	-	-	Spotted:																														3-O.M.	-	-	-	-	-	-	-	-	-	-	-	-	-	-	-	-	-	-	-	-	-	-	-	-	-	-	-	-	-	4-S.M.	-	-	-	-	10	24	62	44	16	-	-	-	-	-	-	-	-	-	-	-	-	-	-	-	-	-	-	-	-	5-M.	-	-	-	-	20	10	19	86	16	-	-	-	-	-	-	-	-	-	-	-	-	-	-	-	-	58	161	2.1	161	2.1	6-S.L.N.	-	-	-	-	-	-	-	-	7	-	-	-	-	10	-	-	-	-	-	-	-	-	-	-	-	3	20	.3	20	.3	7-L.N.	-	-	-	-	-	-	-	-	-	-	-	-	-	-	-	-	-	-	-	-	-	-	-	-	-	-	-	-	-	-	Total	-	-	30	34	89	82	44	-	-	-	-	-	-	61	339	4.4	-	-	-	-	-	-	-	-	-	-	-	-	-	-	Gray:																														3-O.M.	-	-	-	-	-	-	-	-	-	-	-	-	-	-	-	-	-	-	-	-	-	-	-	-	-	-	-	-	-	-	4-S.M.	-	-	-	-	-	-	-	-	-	-	-	-	-	-	-	-	-	-	-	-	-	-	-	-	-	-	-	-	-	-	5-M.	-	-	-	-	-	-	-	-	10	-	-	-	-	6	-	-	-	-	-	-	-	-	-	-	-	-	-	-	-	-	6-S.L.N.	-	-	-	-	-	-	-	-	-	-	-	-	-	-	-	-	-	-	-	-	-	-	-	-	-	-	-	-	-	-	Total	-	-	-	-	10	6	6	-	-	-	-	-	-	-	-	-	-	-	-	-	-	-	-	-	-	-	-	-	-	-	Below Grade	-	-	-	-	-	-	-	-	-	-	-	-	-	-	-	-	-	-	-	-	-	-	-	-	-	-	-	-	-	-	All grades	16	-	142	388	1,953	3,574	1,493	86	2	-	-	-	-	138	7,761	100.0	-	-	-	-	-	-	-	-	-	-	-	-	-	-	All grades	0.2	-	1.8	6.0	25.3	46.2	19.0	0.7	*	-	-	-	-	1.8	100.0		-	-	-	-	-	-	-	-	-	-	-	-	-	-																																																																																																																																																																																																																																													
9-O.O.	-	-	-	-	-	-	-	-	-	-	-	-	-	-	-	-	-	-	-	-	-	-	-	-	-	-	-	-	-	Total	16	-	112	354	1,945	3,402	1,441	85	2	-	-	-	-	77	7,394	95.3	-	-	-	-	-	-	-	-	-	-	-	-	-	Spotted:																														3-O.M.	-	-	-	-	-	-	-	-	-	-	-	-	-	-	-	-	-	-	-	-	-	-	-	-	-	-	-	-	-	4-S.M.	-	-	-	-	10	24	62	44	16	-	-	-	-	-	-	-	-	-	-	-	-	-	-	-	-	-	-	-	-	5-M.	-	-	-	-	20	10	19	86	16	-	-	-	-	-	-	-	-	-	-	-	-	-	-	-	-	58	161	2.1	161	2.1	6-S.L.N.	-	-	-	-	-	-	-	-	7	-	-	-	-	10	-	-	-	-	-	-	-	-	-	-	-	3	20	.3	20	.3	7-L.N.	-	-	-	-	-	-	-	-	-	-	-	-	-	-	-	-	-	-	-	-	-	-	-	-	-	-	-	-	-	-	Total	-	-	30	34	89	82	44	-	-	-	-	-	-	61	339	4.4	-	-	-	-	-	-	-	-	-	-	-	-	-	-	Gray:																														3-O.M.	-	-	-	-	-	-	-	-	-	-	-	-	-	-	-	-	-	-	-	-	-	-	-	-	-	-	-	-	-	-	4-S.M.	-	-	-	-	-	-	-	-	-	-	-	-	-	-	-	-	-	-	-	-	-	-	-	-	-	-	-	-	-	-	5-M.	-	-	-	-	-	-	-	-	10	-	-	-	-	6	-	-	-	-	-	-	-	-	-	-	-	-	-	-	-	-	6-S.L.N.	-	-	-	-	-	-	-	-	-	-	-	-	-	-	-	-	-	-	-	-	-	-	-	-	-	-	-	-	-	-	Total	-	-	-	-	10	6	6	-	-	-	-	-	-	-	-	-	-	-	-	-	-	-	-	-	-	-	-	-	-	-	Below Grade	-	-	-	-	-	-	-	-	-	-	-	-	-	-	-	-	-	-	-	-	-	-	-	-	-	-	-	-	-	-	All grades	16	-	142	388	1,953	3,574	1,493	86	2	-	-	-	-	138	7,761	100.0	-	-	-	-	-	-	-	-	-	-	-	-	-	-	All grades	0.2	-	1.8	6.0	25.3	46.2	19.0	0.7	*	-	-	-	-	1.8	100.0		-	-	-	-	-	-	-	-	-	-	-	-	-	-																																																																																																																																																																																																																																																																											
Total	16	-	112	354	1,945	3,402	1,441	85	2	-	-	-	-	77	7,394	95.3	-	-	-	-	-	-	-	-	-	-	-	-	-	Spotted:																														3-O.M.	-	-	-	-	-	-	-	-	-	-	-	-	-	-	-	-	-	-	-	-	-	-	-	-	-	-	-	-	-	4-S.M.	-	-	-	-	10	24	62	44	16	-	-	-	-	-	-	-	-	-	-	-	-	-	-	-	-	-	-	-	-	5-M.	-	-	-	-	20	10	19	86	16	-	-	-	-	-	-	-	-	-	-	-	-	-	-	-	-	58	161	2.1	161	2.1	6-S.L.N.	-	-	-	-	-	-	-	-	7	-	-	-	-	10	-	-	-	-	-	-	-	-	-	-	-	3	20	.3	20	.3	7-L.N.	-	-	-	-	-	-	-	-	-	-	-	-	-	-	-	-	-	-	-	-	-	-	-	-	-	-	-	-	-	-	Total	-	-	30	34	89	82	44	-	-	-	-	-	-	61	339	4.4	-	-	-	-	-	-	-	-	-	-	-	-	-	-	Gray:																														3-O.M.	-	-	-	-	-	-	-	-	-	-	-	-	-	-	-	-	-	-	-	-	-	-	-	-	-	-	-	-	-	-	4-S.M.	-	-	-	-	-	-	-	-	-	-	-	-	-	-	-	-	-	-	-	-	-	-	-	-	-	-	-	-	-	-	5-M.	-	-	-	-	-	-	-	-	10	-	-	-	-	6	-	-	-	-	-	-	-	-	-	-	-	-	-	-	-	-	6-S.L.N.	-	-	-	-	-	-	-	-	-	-	-	-	-	-	-	-	-	-	-	-	-	-	-	-	-	-	-	-	-	-	Total	-	-	-	-	10	6	6	-	-	-	-	-	-	-	-	-	-	-	-	-	-	-	-	-	-	-	-	-	-	-	Below Grade	-	-	-	-	-	-	-	-	-	-	-	-	-	-	-	-	-	-	-	-	-	-	-	-	-	-	-	-	-	-	All grades	16	-	142	388	1,953	3,574	1,493	86	2	-	-	-	-	138	7,761	100.0	-	-	-	-	-	-	-	-	-	-	-	-	-	-	All grades	0.2	-	1.8	6.0	25.3	46.2	19.0	0.7	*	-	-	-	-	1.8	100.0		-	-	-	-	-	-	-	-	-	-	-	-	-	-																																																																																																																																																																																																																																																																																																									
Spotted:																														3-O.M.	-	-	-	-	-	-	-	-	-	-	-	-	-	-	-	-	-	-	-	-	-	-	-	-	-	-	-	-	-	4-S.M.	-	-	-	-	10	24	62	44	16	-	-	-	-	-	-	-	-	-	-	-	-	-	-	-	-	-	-	-	-	5-M.	-	-	-	-	20	10	19	86	16	-	-	-	-	-	-	-	-	-	-	-	-	-	-	-	-	58	161	2.1	161	2.1	6-S.L.N.	-	-	-	-	-	-	-	-	7	-	-	-	-	10	-	-	-	-	-	-	-	-	-	-	-	3	20	.3	20	.3	7-L.N.	-	-	-	-	-	-	-	-	-	-	-	-	-	-	-	-	-	-	-	-	-	-	-	-	-	-	-	-	-	-	Total	-	-	30	34	89	82	44	-	-	-	-	-	-	61	339	4.4	-	-	-	-	-	-	-	-	-	-	-	-	-	-	Gray:																														3-O.M.	-	-	-	-	-	-	-	-	-	-	-	-	-	-	-	-	-	-	-	-	-	-	-	-	-	-	-	-	-	-	4-S.M.	-	-	-	-	-	-	-	-	-	-	-	-	-	-	-	-	-	-	-	-	-	-	-	-	-	-	-	-	-	-	5-M.	-	-	-	-	-	-	-	-	10	-	-	-	-	6	-	-	-	-	-	-	-	-	-	-	-	-	-	-	-	-	6-S.L.N.	-	-	-	-	-	-	-	-	-	-	-	-	-	-	-	-	-	-	-	-	-	-	-	-	-	-	-	-	-	-	Total	-	-	-	-	10	6	6	-	-	-	-	-	-	-	-	-	-	-	-	-	-	-	-	-	-	-	-	-	-	-	Below Grade	-	-	-	-	-	-	-	-	-	-	-	-	-	-	-	-	-	-	-	-	-	-	-	-	-	-	-	-	-	-	All grades	16	-	142	388	1,953	3,574	1,493	86	2	-	-	-	-	138	7,761	100.0	-	-	-	-	-	-	-	-	-	-	-	-	-	-	All grades	0.2	-	1.8	6.0	25.3	46.2	19.0	0.7	*	-	-	-	-	1.8	100.0		-	-	-	-	-	-	-	-	-	-	-	-	-	-																																																																																																																																																																																																																																																																																																																																							
3-O.M.	-	-	-	-	-	-	-	-	-	-	-	-	-	-	-	-	-	-	-	-	-	-	-	-	-	-	-	-	-	4-S.M.	-	-	-	-	10	24	62	44	16	-	-	-	-	-	-	-	-	-	-	-	-	-	-	-	-	-	-	-	-	5-M.	-	-	-	-	20	10	19	86	16	-	-	-	-	-	-	-	-	-	-	-	-	-	-	-	-	58	161	2.1	161	2.1	6-S.L.N.	-	-	-	-	-	-	-	-	7	-	-	-	-	10	-	-	-	-	-	-	-	-	-	-	-	3	20	.3	20	.3	7-L.N.	-	-	-	-	-	-	-	-	-	-	-	-	-	-	-	-	-	-	-	-	-	-	-	-	-	-	-	-	-	-	Total	-	-	30	34	89	82	44	-	-	-	-	-	-	61	339	4.4	-	-	-	-	-	-	-	-	-	-	-	-	-	-	Gray:																														3-O.M.	-	-	-	-	-	-	-	-	-	-	-	-	-	-	-	-	-	-	-	-	-	-	-	-	-	-	-	-	-	-	4-S.M.	-	-	-	-	-	-	-	-	-	-	-	-	-	-	-	-	-	-	-	-	-	-	-	-	-	-	-	-	-	-	5-M.	-	-	-	-	-	-	-	-	10	-	-	-	-	6	-	-	-	-	-	-	-	-	-	-	-	-	-	-	-	-	6-S.L.N.	-	-	-	-	-	-	-	-	-	-	-	-	-	-	-	-	-	-	-	-	-	-	-	-	-	-	-	-	-	-	Total	-	-	-	-	10	6	6	-	-	-	-	-	-	-	-	-	-	-	-	-	-	-	-	-	-	-	-	-	-	-	Below Grade	-	-	-	-	-	-	-	-	-	-	-	-	-	-	-	-	-	-	-	-	-	-	-	-	-	-	-	-	-	-	All grades	16	-	142	388	1,953	3,574	1,493	86	2	-	-	-	-	138	7,761	100.0	-	-	-	-	-	-	-	-	-	-	-	-	-	-	All grades	0.2	-	1.8	6.0	25.3	46.2	19.0	0.7	*	-	-	-	-	1.8	100.0		-	-	-	-	-	-	-	-	-	-	-	-	-	-																																																																																																																																																																																																																																																																																																																																																																					
4-S.M.	-	-	-	-	10	24	62	44	16	-	-	-	-	-	-	-	-	-	-	-	-	-	-	-	-	-	-	-	-	5-M.	-	-	-	-	20	10	19	86	16	-	-	-	-	-	-	-	-	-	-	-	-	-	-	-	-	58	161	2.1	161	2.1	6-S.L.N.	-	-	-	-	-	-	-	-	7	-	-	-	-	10	-	-	-	-	-	-	-	-	-	-	-	3	20	.3	20	.3	7-L.N.	-	-	-	-	-	-	-	-	-	-	-	-	-	-	-	-	-	-	-	-	-	-	-	-	-	-	-	-	-	-	Total	-	-	30	34	89	82	44	-	-	-	-	-	-	61	339	4.4	-	-	-	-	-	-	-	-	-	-	-	-	-	-	Gray:																														3-O.M.	-	-	-	-	-	-	-	-	-	-	-	-	-	-	-	-	-	-	-	-	-	-	-	-	-	-	-	-	-	-	4-S.M.	-	-	-	-	-	-	-	-	-	-	-	-	-	-	-	-	-	-	-	-	-	-	-	-	-	-	-	-	-	-	5-M.	-	-	-	-	-	-	-	-	10	-	-	-	-	6	-	-	-	-	-	-	-	-	-	-	-	-	-	-	-	-	6-S.L.N.	-	-	-	-	-	-	-	-	-	-	-	-	-	-	-	-	-	-	-	-	-	-	-	-	-	-	-	-	-	-	Total	-	-	-	-	10	6	6	-	-	-	-	-	-	-	-	-	-	-	-	-	-	-	-	-	-	-	-	-	-	-	Below Grade	-	-	-	-	-	-	-	-	-	-	-	-	-	-	-	-	-	-	-	-	-	-	-	-	-	-	-	-	-	-	All grades	16	-	142	388	1,953	3,574	1,493	86	2	-	-	-	-	138	7,761	100.0	-	-	-	-	-	-	-	-	-	-	-	-	-	-	All grades	0.2	-	1.8	6.0	25.3	46.2	19.0	0.7	*	-	-	-	-	1.8	100.0		-	-	-	-	-	-	-	-	-	-	-	-	-	-																																																																																																																																																																																																																																																																																																																																																																																																			
5-M.	-	-	-	-	20	10	19	86	16	-	-	-	-	-	-	-	-	-	-	-	-	-	-	-	-	58	161	2.1	161	2.1	6-S.L.N.	-	-	-	-	-	-	-	-	7	-	-	-	-	10	-	-	-	-	-	-	-	-	-	-	-	3	20	.3	20	.3	7-L.N.	-	-	-	-	-	-	-	-	-	-	-	-	-	-	-	-	-	-	-	-	-	-	-	-	-	-	-	-	-	-	Total	-	-	30	34	89	82	44	-	-	-	-	-	-	61	339	4.4	-	-	-	-	-	-	-	-	-	-	-	-	-	-	Gray:																														3-O.M.	-	-	-	-	-	-	-	-	-	-	-	-	-	-	-	-	-	-	-	-	-	-	-	-	-	-	-	-	-	-	4-S.M.	-	-	-	-	-	-	-	-	-	-	-	-	-	-	-	-	-	-	-	-	-	-	-	-	-	-	-	-	-	-	5-M.	-	-	-	-	-	-	-	-	10	-	-	-	-	6	-	-	-	-	-	-	-	-	-	-	-	-	-	-	-	-	6-S.L.N.	-	-	-	-	-	-	-	-	-	-	-	-	-	-	-	-	-	-	-	-	-	-	-	-	-	-	-	-	-	-	Total	-	-	-	-	10	6	6	-	-	-	-	-	-	-	-	-	-	-	-	-	-	-	-	-	-	-	-	-	-	-	Below Grade	-	-	-	-	-	-	-	-	-	-	-	-	-	-	-	-	-	-	-	-	-	-	-	-	-	-	-	-	-	-	All grades	16	-	142	388	1,953	3,574	1,493	86	2	-	-	-	-	138	7,761	100.0	-	-	-	-	-	-	-	-	-	-	-	-	-	-	All grades	0.2	-	1.8	6.0	25.3	46.2	19.0	0.7	*	-	-	-	-	1.8	100.0		-	-	-	-	-	-	-	-	-	-	-	-	-	-																																																																																																																																																																																																																																																																																																																																																																																																																																	
6-S.L.N.	-	-	-	-	-	-	-	-	7	-	-	-	-	10	-	-	-	-	-	-	-	-	-	-	-	3	20	.3	20	.3	7-L.N.	-	-	-	-	-	-	-	-	-	-	-	-	-	-	-	-	-	-	-	-	-	-	-	-	-	-	-	-	-	-	Total	-	-	30	34	89	82	44	-	-	-	-	-	-	61	339	4.4	-	-	-	-	-	-	-	-	-	-	-	-	-	-	Gray:																														3-O.M.	-	-	-	-	-	-	-	-	-	-	-	-	-	-	-	-	-	-	-	-	-	-	-	-	-	-	-	-	-	-	4-S.M.	-	-	-	-	-	-	-	-	-	-	-	-	-	-	-	-	-	-	-	-	-	-	-	-	-	-	-	-	-	-	5-M.	-	-	-	-	-	-	-	-	10	-	-	-	-	6	-	-	-	-	-	-	-	-	-	-	-	-	-	-	-	-	6-S.L.N.	-	-	-	-	-	-	-	-	-	-	-	-	-	-	-	-	-	-	-	-	-	-	-	-	-	-	-	-	-	-	Total	-	-	-	-	10	6	6	-	-	-	-	-	-	-	-	-	-	-	-	-	-	-	-	-	-	-	-	-	-	-	Below Grade	-	-	-	-	-	-	-	-	-	-	-	-	-	-	-	-	-	-	-	-	-	-	-	-	-	-	-	-	-	-	All grades	16	-	142	388	1,953	3,574	1,493	86	2	-	-	-	-	138	7,761	100.0	-	-	-	-	-	-	-	-	-	-	-	-	-	-	All grades	0.2	-	1.8	6.0	25.3	46.2	19.0	0.7	*	-	-	-	-	1.8	100.0		-	-	-	-	-	-	-	-	-	-	-	-	-	-																																																																																																																																																																																																																																																																																																																																																																																																																																																																
7-L.N.	-	-	-	-	-	-	-	-	-	-	-	-	-	-	-	-	-	-	-	-	-	-	-	-	-	-	-	-	-	-	Total	-	-	30	34	89	82	44	-	-	-	-	-	-	61	339	4.4	-	-	-	-	-	-	-	-	-	-	-	-	-	-	Gray:																														3-O.M.	-	-	-	-	-	-	-	-	-	-	-	-	-	-	-	-	-	-	-	-	-	-	-	-	-	-	-	-	-	-	4-S.M.	-	-	-	-	-	-	-	-	-	-	-	-	-	-	-	-	-	-	-	-	-	-	-	-	-	-	-	-	-	-	5-M.	-	-	-	-	-	-	-	-	10	-	-	-	-	6	-	-	-	-	-	-	-	-	-	-	-	-	-	-	-	-	6-S.L.N.	-	-	-	-	-	-	-	-	-	-	-	-	-	-	-	-	-	-	-	-	-	-	-	-	-	-	-	-	-	-	Total	-	-	-	-	10	6	6	-	-	-	-	-	-	-	-	-	-	-	-	-	-	-	-	-	-	-	-	-	-	-	Below Grade	-	-	-	-	-	-	-	-	-	-	-	-	-	-	-	-	-	-	-	-	-	-	-	-	-	-	-	-	-	-	All grades	16	-	142	388	1,953	3,574	1,493	86	2	-	-	-	-	138	7,761	100.0	-	-	-	-	-	-	-	-	-	-	-	-	-	-	All grades	0.2	-	1.8	6.0	25.3	46.2	19.0	0.7	*	-	-	-	-	1.8	100.0		-	-	-	-	-	-	-	-	-	-	-	-	-	-																																																																																																																																																																																																																																																																																																																																																																																																																																																																																															
Total	-	-	30	34	89	82	44	-	-	-	-	-	-	61	339	4.4	-	-	-	-	-	-	-	-	-	-	-	-	-	-	Gray:																														3-O.M.	-	-	-	-	-	-	-	-	-	-	-	-	-	-	-	-	-	-	-	-	-	-	-	-	-	-	-	-	-	-	4-S.M.	-	-	-	-	-	-	-	-	-	-	-	-	-	-	-	-	-	-	-	-	-	-	-	-	-	-	-	-	-	-	5-M.	-	-	-	-	-	-	-	-	10	-	-	-	-	6	-	-	-	-	-	-	-	-	-	-	-	-	-	-	-	-	6-S.L.N.	-	-	-	-	-	-	-	-	-	-	-	-	-	-	-	-	-	-	-	-	-	-	-	-	-	-	-	-	-	-	Total	-	-	-	-	10	6	6	-	-	-	-	-	-	-	-	-	-	-	-	-	-	-	-	-	-	-	-	-	-	-	Below Grade	-	-	-	-	-	-	-	-	-	-	-	-	-	-	-	-	-	-	-	-	-	-	-	-	-	-	-	-	-	-	All grades	16	-	142	388	1,953	3,574	1,493	86	2	-	-	-	-	138	7,761	100.0	-	-	-	-	-	-	-	-	-	-	-	-	-	-	All grades	0.2	-	1.8	6.0	25.3	46.2	19.0	0.7	*	-	-	-	-	1.8	100.0		-	-	-	-	-	-	-	-	-	-	-	-	-	-																																																																																																																																																																																																																																																																																																																																																																																																																																																																																																																														
Gray:																														3-O.M.	-	-	-	-	-	-	-	-	-	-	-	-	-	-	-	-	-	-	-	-	-	-	-	-	-	-	-	-	-	-	4-S.M.	-	-	-	-	-	-	-	-	-	-	-	-	-	-	-	-	-	-	-	-	-	-	-	-	-	-	-	-	-	-	5-M.	-	-	-	-	-	-	-	-	10	-	-	-	-	6	-	-	-	-	-	-	-	-	-	-	-	-	-	-	-	-	6-S.L.N.	-	-	-	-	-	-	-	-	-	-	-	-	-	-	-	-	-	-	-	-	-	-	-	-	-	-	-	-	-	-	Total	-	-	-	-	10	6	6	-	-	-	-	-	-	-	-	-	-	-	-	-	-	-	-	-	-	-	-	-	-	-	Below Grade	-	-	-	-	-	-	-	-	-	-	-	-	-	-	-	-	-	-	-	-	-	-	-	-	-	-	-	-	-	-	All grades	16	-	142	388	1,953	3,574	1,493	86	2	-	-	-	-	138	7,761	100.0	-	-	-	-	-	-	-	-	-	-	-	-	-	-	All grades	0.2	-	1.8	6.0	25.3	46.2	19.0	0.7	*	-	-	-	-	1.8	100.0		-	-	-	-	-	-	-	-	-	-	-	-	-	-																																																																																																																																																																																																																																																																																																																																																																																																																																																																																																																																																													
3-O.M.	-	-	-	-	-	-	-	-	-	-	-	-	-	-	-	-	-	-	-	-	-	-	-	-	-	-	-	-	-	-	4-S.M.	-	-	-	-	-	-	-	-	-	-	-	-	-	-	-	-	-	-	-	-	-	-	-	-	-	-	-	-	-	-	5-M.	-	-	-	-	-	-	-	-	10	-	-	-	-	6	-	-	-	-	-	-	-	-	-	-	-	-	-	-	-	-	6-S.L.N.	-	-	-	-	-	-	-	-	-	-	-	-	-	-	-	-	-	-	-	-	-	-	-	-	-	-	-	-	-	-	Total	-	-	-	-	10	6	6	-	-	-	-	-	-	-	-	-	-	-	-	-	-	-	-	-	-	-	-	-	-	-	Below Grade	-	-	-	-	-	-	-	-	-	-	-	-	-	-	-	-	-	-	-	-	-	-	-	-	-	-	-	-	-	-	All grades	16	-	142	388	1,953	3,574	1,493	86	2	-	-	-	-	138	7,761	100.0	-	-	-	-	-	-	-	-	-	-	-	-	-	-	All grades	0.2	-	1.8	6.0	25.3	46.2	19.0	0.7	*	-	-	-	-	1.8	100.0		-	-	-	-	-	-	-	-	-	-	-	-	-	-																																																																																																																																																																																																																																																																																																																																																																																																																																																																																																																																																																																											
4-S.M.	-	-	-	-	-	-	-	-	-	-	-	-	-	-	-	-	-	-	-	-	-	-	-	-	-	-	-	-	-	-	5-M.	-	-	-	-	-	-	-	-	10	-	-	-	-	6	-	-	-	-	-	-	-	-	-	-	-	-	-	-	-	-	6-S.L.N.	-	-	-	-	-	-	-	-	-	-	-	-	-	-	-	-	-	-	-	-	-	-	-	-	-	-	-	-	-	-	Total	-	-	-	-	10	6	6	-	-	-	-	-	-	-	-	-	-	-	-	-	-	-	-	-	-	-	-	-	-	-	Below Grade	-	-	-	-	-	-	-	-	-	-	-	-	-	-	-	-	-	-	-	-	-	-	-	-	-	-	-	-	-	-	All grades	16	-	142	388	1,953	3,574	1,493	86	2	-	-	-	-	138	7,761	100.0	-	-	-	-	-	-	-	-	-	-	-	-	-	-	All grades	0.2	-	1.8	6.0	25.3	46.2	19.0	0.7	*	-	-	-	-	1.8	100.0		-	-	-	-	-	-	-	-	-	-	-	-	-	-																																																																																																																																																																																																																																																																																																																																																																																																																																																																																																																																																																																																																										
5-M.	-	-	-	-	-	-	-	-	10	-	-	-	-	6	-	-	-	-	-	-	-	-	-	-	-	-	-	-	-	-	6-S.L.N.	-	-	-	-	-	-	-	-	-	-	-	-	-	-	-	-	-	-	-	-	-	-	-	-	-	-	-	-	-	-	Total	-	-	-	-	10	6	6	-	-	-	-	-	-	-	-	-	-	-	-	-	-	-	-	-	-	-	-	-	-	-	Below Grade	-	-	-	-	-	-	-	-	-	-	-	-	-	-	-	-	-	-	-	-	-	-	-	-	-	-	-	-	-	-	All grades	16	-	142	388	1,953	3,574	1,493	86	2	-	-	-	-	138	7,761	100.0	-	-	-	-	-	-	-	-	-	-	-	-	-	-	All grades	0.2	-	1.8	6.0	25.3	46.2	19.0	0.7	*	-	-	-	-	1.8	100.0		-	-	-	-	-	-	-	-	-	-	-	-	-	-																																																																																																																																																																																																																																																																																																																																																																																																																																																																																																																																																																																																																																																									
6-S.L.N.	-	-	-	-	-	-	-	-	-	-	-	-	-	-	-	-	-	-	-	-	-	-	-	-	-	-	-	-	-	-	Total	-	-	-	-	10	6	6	-	-	-	-	-	-	-	-	-	-	-	-	-	-	-	-	-	-	-	-	-	-	-	Below Grade	-	-	-	-	-	-	-	-	-	-	-	-	-	-	-	-	-	-	-	-	-	-	-	-	-	-	-	-	-	-	All grades	16	-	142	388	1,953	3,574	1,493	86	2	-	-	-	-	138	7,761	100.0	-	-	-	-	-	-	-	-	-	-	-	-	-	-	All grades	0.2	-	1.8	6.0	25.3	46.2	19.0	0.7	*	-	-	-	-	1.8	100.0		-	-	-	-	-	-	-	-	-	-	-	-	-	-																																																																																																																																																																																																																																																																																																																																																																																																																																																																																																																																																																																																																																																																																								
Total	-	-	-	-	10	6	6	-	-	-	-	-	-	-	-	-	-	-	-	-	-	-	-	-	-	-	-	-	-	-	Below Grade	-	-	-	-	-	-	-	-	-	-	-	-	-	-	-	-	-	-	-	-	-	-	-	-	-	-	-	-	-	-	All grades	16	-	142	388	1,953	3,574	1,493	86	2	-	-	-	-	138	7,761	100.0	-	-	-	-	-	-	-	-	-	-	-	-	-	-	All grades	0.2	-	1.8	6.0	25.3	46.2	19.0	0.7	*	-	-	-	-	1.8	100.0		-	-	-	-	-	-	-	-	-	-	-	-	-	-																																																																																																																																																																																																																																																																																																																																																																																																																																																																																																																																																																																																																																																																																																																							
Below Grade	-	-	-	-	-	-	-	-	-	-	-	-	-	-	-	-	-	-	-	-	-	-	-	-	-	-	-	-	-	-	All grades	16	-	142	388	1,953	3,574	1,493	86	2	-	-	-	-	138	7,761	100.0	-	-	-	-	-	-	-	-	-	-	-	-	-	-	All grades	0.2	-	1.8	6.0	25.3	46.2	19.0	0.7	*	-	-	-	-	1.8	100.0		-	-	-	-	-	-	-	-	-	-	-	-	-	-																																																																																																																																																																																																																																																																																																																																																																																																																																																																																																																																																																																																																																																																																																																																																						
All grades	16	-	142	388	1,953	3,574	1,493	86	2	-	-	-	-	138	7,761	100.0	-	-	-	-	-	-	-	-	-	-	-	-	-	-	All grades	0.2	-	1.8	6.0	25.3	46.2	19.0	0.7	*	-	-	-	-	1.8	100.0		-	-	-	-	-	-	-	-	-	-	-	-	-	-																																																																																																																																																																																																																																																																																																																																																																																																																																																																																																																																																																																																																																																																																																																																																																																					
All grades	0.2	-	1.8	6.0	25.3	46.2	19.0	0.7	*	-	-	-	-	1.8	100.0		-	-	-	-	-	-	-	-	-	-	-	-	-	-																																																																																																																																																																																																																																																																																																																																																																																																																																																																																																																																																																																																																																																																																																																																																																																																																				

\* As reported by the Bureau of the Census, running bales, linters excluded.

Percentage rough preparation . . . . . 17.6  
Grade index . . . . . 95.4  
Average staple length . . . . . 33.0

Table 16.-- Grade and staple length of upland cotton ginned in Georgia, 1948-49

Grade	13/16 inch and shorter		7/8 inch		29/32 inch		15/16 inch		31/32 inch		1 inch		1-1/32 inches		1-1/16 inches		1-5/32 inches		1-1/8 inches		1-5/16 inches		1-7/32 inches		1-1/4 inches and longer		All lengths
	Bales	Percent	Bales	Percent	Bales	Percent	Bales	Percent	Bales	Percent	Bales	Percent	Bales	Percent	Bales	Percent	Bales	Percent	Bales	Percent	Bales	Percent	Bales	Percent	Bales	Percent	
<b>White:</b>																											
1-M.	-	-	-	-	-	-	-	-	-	-	-	-	-	-	-	-	-	-	-	-	-	-	-	-	-	-	-
2-C.O.M.	-	-	-	-	-	-	-	-	-	-	-	-	-	-	-	-	-	-	-	-	-	-	-	-	-	-	-
3-O.M.	-	-	54	23	323	895	894	781	215	8	-	-	-	-	-	-	-	-	-	-	-	-	-	-	3,193	0.4	
4-S.M.	-	-	216	327	2,532	7,826	17,146	14,560	3,862	187	18	-	-	-	-	-	-	-	-	-	-	-	-	10	46,980	6.2	
5-M.	-	-	35	287	3,892	12,824	71,106	105,033	38,748	2,061	123	6	-	-	-	-	-	-	-	-	-	-	-	100	231,978	31.0	
6-S.L.M.	-	-	73	289	356	5,234	16,842	98,691	122,486	32,375	1,609	6	-	-	-	-	-	-	-	-	-	-	-	80	277,977	37.2	
7-L.M.	-	-	156	257	2,786	9,830	38,568	21,951	4,144	114	-	-	-	-	-	-	-	-	-	-	-	-	-	77,833	10.4		
8-S.O.O.	-	-	80	35	908	1,483	5,098	1,206	134	34	-	-	-	-	-	-	-	-	-	-	-	-	-	-	8,976	1.2	
9-O.O.	-	-	7	16	168	70	299	49	35	-	-	-	-	-	-	-	-	-	-	-	-	-	-	-	644	.1	
<b>Total.</b>	142	1,029	1,306	15,631	49,470	231,720	265,845	76,503	4,013	210	12	8	-	-	-	-	-	-	-	-	-	-	-	150	646,078	86.6	
<b>Spotted:</b>																											
3-O.M.	-	-	-	-	7	85	114	69	44	-	-	-	-	-	-	-	-	-	-	-	-	-	-	-	-	289	*
4-S.M.	-	-	53	54	687	1,767	12,100	20,014	7,340	286	12	-	-	-	-	-	-	-	-	-	-	-	-	-	42,322	5.7	
5-M.	-	-	25	78	940	2,877	16,429	16,352	5,617	130	-	-	-	-	-	-	-	-	-	-	-	-	-	10	40,410	5.4	
6-S.L.M.	-	-	72	81	896	3,253	2,402	400	35	-	-	-	-	-	-	-	-	-	-	-	-	-	-	-	7,262	1.0	
7-L.M.	-	-	75	-	182	204	1,392	178	33	-	-	-	-	-	-	-	-	-	-	-	-	-	-	-	2,064	.3	
<b>Total.</b>	25	278	154	2,197	5,899	33,297	39,016	11,334	416	12	-	-	-	-	-	-	-	-	-	-	-	-	-	10	92,337	12.4	
<b>Tinged:</b>																											
3-O.M.	-	-	-	-	-	6	12	7	12	-	-	-	-	-	-	-	-	-	-	-	-	-	-	-	-	37	*
4-S.M.	-	-	22	-	43	95	447	345	72	-	-	-	-	-	-	-	-	-	-	-	-	-	-	-	1,022	*	
5-M.	-	-	-	-	81	113	703	357	34	-	-	-	-	-	-	-	-	-	-	-	-	-	-	-	1,288	.3	
6-S.L.M.	-	-	20	-	259	237	1,020	214	40	-	-	-	-	-	-	-	-	-	-	-	-	-	-	-	1,799	.3	
7-L.M.	-	-	20	68	232	109	540	27	-	-	-	-	-	-	-	-	-	-	-	-	-	-	-	-	1,010	.1	
<b>Total.</b>	20	110	14	616	560	2,722	948	167	-	-	-	-	-	-	-	-	-	-	-	-	-	-	-	-	5,156	.7	
<b>Yellow Stained:</b>																											
3-O.M.	-	-	-	-	-	-	-	-	-	-	-	-	-	-	-	-	-	-	-	-	-	-	-	-	-	-	-
4-S.M.	-	-	-	-	-	-	21	-	-	-	-	-	-	-	-	-	-	-	-	-	-	-	-	-	-	21	*
5-M.	-	-	-	-	-	7	27	-	-	-	-	-	-	-	-	-	-	-	-	-	-	-	-	-	-	34	*
<b>Total.</b>	-	-	-	-	-	7	48	-	-	-	-	-	-	-	-	-	-	-	-	-	-	-	-	-	-	85	*
<b>Gray:</b>																											
3-O.M.	-	-	-	-	-	-	-	-	-	-	-	-	-	-	-	-	-	-	-	-	-	-	-	-	-	-	-
4-S.M.	-	-	8	-	52	166	536	266	20	-	-	-	-	-	-	-	-	-	-	-	-	-	-	-	-	1,073	.1
5-M.	-	-	-	-	182	304	575	207	-	-	-	-	-	-	-	-	-	-	-	-	-	-	-	-	-	1,276	.2
6-S.L.M.	-	-	-	-	-	-	-	-	-	-	-	-	-	-	-	-	-	-	-	-	-	-	-	-	-	-	-
<b>Total.</b>	8	8	8	254	489	1,110	472	20	-	-	-	-	-	-	-	-	-	-	-	-	-	-	-	-	2,349	.3	
<b>Below Grade</b>	75	236	41	201	14	74	-	-	-	-	-	-	-	-	-	-	-	-	-	-	-	-	-	-	-	643	.1
<b>All grades.</b>	270	1,663	1,622	18,878	56,139	268,971	306,280	88,024	4,429	222	12	8	-	-	-	-	-	-	-	-	-	-	-	-	300	1,746,618	100.0
<b>All grades.</b>	*	0.2	0.2	2.5	7.5	36.1	41.1	11.8	0.6	*	*	*	-	-	-	-	-	-	-	-	-	-	-	-	*	100.0	

1/ As reported by the Bureau of the Census, running bales, linters excluded.  
 \* Less than 0.05 percent.  
 Percentage rough preparation . . . . . 6.6  
 Grade index . . . . . 95.3  
 Average staple length . . . . . 32.6



Table 17.—Grade and staple length of upland cotton ginned in Illinois, 1946-49

Grade	11/16 inch and shorter		7/8 inch		29/32 inch		15/16 inch		31/32 inch		1 inch		1-1/32 inches		1-1/16 inches		1-1/8 inches		1-5/32 inches		1-3/16 inches		1-7/32 inches		1-1/4 inches and longer		All lengths			
	Bales	Percent	Bales	Percent	Bales	Percent	Bales	Percent	Bales	Percent	Bales	Percent	Bales	Percent	Bales	Percent	Bales	Percent	Bales	Percent	Bales	Percent	Bales	Percent	Bales	Percent	Bales	Percent		
<b>White:</b>																														
1-0.P.	-	-	-	-	-	-	-	-	-	-	-	-	-	-	-	-	-	-	-	-	-	-	-	-	-	-	-	-	-	
2-0.M.	-	-	-	-	-	-	-	-	-	-	-	-	-	-	-	-	-	-	-	-	-	-	-	-	-	-	-	-	-	
3-0.M.	-	-	-	-	-	-	-	-	-	-	-	-	-	-	-	-	-	-	-	-	-	-	-	-	-	-	-	-	-	
4-0.M.	-	-	-	-	-	-	-	-	-	-	-	-	-	-	-	-	-	-	-	-	-	-	-	-	-	-	-	-	-	
5-M.	-	-	-	-	-	-	-	-	-	-	-	-	-	-	-	-	-	-	-	-	-	-	-	-	-	-	-	-	-	
6-S.L.M.	-	-	-	-	-	-	-	-	-	-	-	-	-	-	-	-	-	-	-	-	-	-	-	-	-	-	-	-	-	
7-L.M.	-	-	-	-	-	-	-	-	-	-	-	-	-	-	-	-	-	-	-	-	-	-	-	-	-	-	-	-	-	
8-S.O.	-	-	-	-	-	-	-	-	-	-	-	-	-	-	-	-	-	-	-	-	-	-	-	-	-	-	-	-	-	
9-0.O.	-	-	-	-	-	-	-	-	-	-	-	-	-	-	-	-	-	-	-	-	-	-	-	-	-	-	-	-	-	
<b>Total</b>	-	-	-	-	-	-	-	-	-	-	-	-	-	-	-	-	-	-	-	-	-	-	-	-	-	-	-	-	-	
<b>Spotted:</b>																														
3-0.M.	-	-	-	-	-	-	-	-	-	-	-	-	-	-	-	-	-	-	-	-	-	-	-	-	-	-	-	-	-	
4-0.M.	-	-	-	-	-	-	-	-	-	-	-	-	-	-	-	-	-	-	-	-	-	-	-	-	-	-	-	-	-	
5-M.	-	-	-	-	-	-	-	-	-	-	-	-	-	-	-	-	-	-	-	-	-	-	-	-	-	-	-	-	-	
6-S.L.M.	-	-	-	-	-	-	-	-	-	-	-	-	-	-	-	-	-	-	-	-	-	-	-	-	-	-	-	-	-	
7-L.M.	-	-	-	-	-	-	-	-	-	-	-	-	-	-	-	-	-	-	-	-	-	-	-	-	-	-	-	-	-	
<b>Total</b>	-	-	-	-	-	-	-	-	-	-	-	-	-	-	-	-	-	-	-	-	-	-	-	-	-	-	-	-	-	-
<b>Tinged:</b>																														
3-0.M.	-	-	-	-	-	-	-	-	-	-	-	-	-	-	-	-	-	-	-	-	-	-	-	-	-	-	-	-	-	
4-0.M.	-	-	-	-	-	-	-	-	-	-	-	-	-	-	-	-	-	-	-	-	-	-	-	-	-	-	-	-	-	
5-M.	-	-	-	-	-	-	-	-	-	-	-	-	-	-	-	-	-	-	-	-	-	-	-	-	-	-	-	-	-	
6-S.L.M.	-	-	-	-	-	-	-	-	-	-	-	-	-	-	-	-	-	-	-	-	-	-	-	-	-	-	-	-	-	
7-L.M.	-	-	-	-	-	-	-	-	-	-	-	-	-	-	-	-	-	-	-	-	-	-	-	-	-	-	-	-	-	
<b>Total</b>	-	-	-	-	-	-	-	-	-	-	-	-	-	-	-	-	-	-	-	-	-	-	-	-	-	-	-	-	-	-
<b>Yellow Stained:</b>																														
3-0.M.	-	-	-	-	-	-	-	-	-	-	-	-	-	-	-	-	-	-	-	-	-	-	-	-	-	-	-	-	-	
4-0.M.	-	-	-	-	-	-	-	-	-	-	-	-	-	-	-	-	-	-	-	-	-	-	-	-	-	-	-	-	-	
5-M.	-	-	-	-	-	-	-	-	-	-	-	-	-	-	-	-	-	-	-	-	-	-	-	-	-	-	-	-	-	
<b>Total</b>	-	-	-	-	-	-	-	-	-	-	-	-	-	-	-	-	-	-	-	-	-	-	-	-	-	-	-	-	-	-
<b>Below Grade</b>	-	-	-	-	-	-	-	-	-	-	-	-	-	-	-	-	-	-	-	-	-	-	-	-	-	-	-	-	-	-
<b>All grades</b>	-	-	-	-	-	-	-	-	-	-	-	-	-	-	-	-	-	-	-	-	-	-	-	-	-	-	-	-	-	-
<b>All grades</b>	-	-	-	-	-	-	-	-	-	-	-	-	-	-	-	-	-	-	-	-	-	-	-	-	-	-	-	-	-	-

As reported by the Bureau of the Census, running bales, linters excluded.

Less than 0.05 percent.

Percentage rough preparation . . . . . 1.5

Grade index . . . . . 91.0

Average staple length . . . . . 32.8

Table 18.—Grade and staple length of upland cotton ginned in Kentucky, 1946-47

Grade	11 3/16 inch		1 7/8		29/32		15/16		31/32		1		1-1/32		1-1/16		1-1/8		1-5/32		1-3/16		1-7/32		1-1/4		All lengths				
	Bales	Percent	Bales	Percent	Bales	Percent	Bales	Percent	Bales	Percent	Bales	Percent	Bales	Percent	Bales	Percent	Bales	Percent	Bales	Percent	Bales	Percent	Bales	Percent	Bales	Percent	Bales	Percent	Bales	Percent	
1-M, . . . . .	-	-	-	-	-	-	-	-	-	-	-	-	-	-	-	-	-	-	-	-	-	-	-	-	-	-	-	-	-	-	
2-S, G, M, . . . . .	-	-	-	-	-	-	-	-	-	-	-	-	-	-	-	-	-	-	-	-	-	-	-	-	-	-	-	-	-	-	
3-G, M, . . . . .	-	-	-	-	-	-	-	-	-	-	-	-	-	-	-	-	-	-	-	-	-	-	-	-	-	-	-	-	-	-	
4-S, M, . . . . .	-	-	-	-	-	-	-	-	-	-	-	-	-	-	-	-	-	-	-	-	-	-	-	-	-	-	-	-	-	-	
5-M, . . . . .	-	-	-	-	-	-	-	-	-	-	-	-	-	-	-	-	-	-	-	-	-	-	-	-	-	-	-	-	-	-	
6-S, L, M, . . . . .	-	-	-	-	-	-	-	-	-	37	-	19	233	368	907	368	-	-	-	-	-	-	-	-	-	1,527	14.6	-	-		
7-L, M, . . . . .	-	-	-	-	-	-	-	-	-	37	-	72	1,114	3,268	1,114	-	-	-	-	-	-	-	-	-	-	5,424	51.8	-	-		
8-S, G, O, . . . . .	-	-	-	-	-	-	-	-	-	112	-	461	15	-	-	-	-	-	-	-	-	-	-	-	-	990	9.4	-	-		
9-G, O, . . . . .	-	-	-	-	-	-	-	-	-	161	-	145	-	-	-	-	-	-	-	-	-	-	-	-	-	562	5.4	-	-		
Total, . . . . .	-	-	-	-	-	-	-	-	-	105	-	455	2,042	4,778	1,497	-	-	-	-	-	-	-	-	-	-	8,914	85.1	-	-		
Spotted:																															
3-G, M, . . . . .	-	-	-	-	-	-	-	-	-	-	-	-	-	-	-	-	-	-	-	-	-	-	-	-	-	-	-	-	-	-	
4-S, M, . . . . .	-	-	-	-	-	-	-	-	-	-	-	-	-	-	-	-	-	-	-	-	-	-	-	-	-	-	-	-	-	-	
5-M, . . . . .	-	-	-	-	-	-	-	-	-	-	-	-	-	-	-	-	-	-	-	-	-	-	-	-	-	-	-	-	-	-	
6-S, L, M, . . . . .	-	-	-	-	-	-	-	-	-	-	-	-	-	-	-	-	-	-	-	-	-	-	-	-	-	-	-	-	-	-	-
7-L, M, . . . . .	-	-	-	-	-	-	-	-	-	23	-	71	23	31	19	-	-	-	-	-	-	-	-	-	-	-	42	1.4	-	-	
Total, . . . . .	-	-	-	-	-	-	-	-	-	35	-	246	61	19	-	-	-	-	-	-	-	-	-	-	-	125	1.2	-	-		
Tinged:																															
3-G, M, . . . . .	-	-	-	-	-	-	-	-	-	-	-	-	-	-	-	-	-	-	-	-	-	-	-	-	-	-	-	-	-	-	
4-S, M, . . . . .	-	-	-	-	-	-	-	-	-	-	-	-	-	-	-	-	-	-	-	-	-	-	-	-	-	-	-	-	-	-	
5-M, . . . . .	-	-	-	-	-	-	-	-	-	-	-	-	-	-	-	-	-	-	-	-	-	-	-	-	-	-	-	-	-	-	
6-S, L, M, . . . . .	-	-	-	-	-	-	-	-	-	-	-	-	-	-	-	-	-	-	-	-	-	-	-	-	-	-	-	-	-	-	
7-L, M, . . . . .	-	-	-	-	-	-	-	-	-	-	-	-	-	-	-	-	-	-	-	-	-	-	-	-	-	-	-	-	-	-	
Total, . . . . .	-	-	-	-	-	-	-	-	-	-	-	-	-	-	-	-	-	-	-	-	-	-	-	-	-	-	52	.5	-	-	
Below Grade . . . . .	-	-	-	-	-	-	-	-	-	366	-	-	-	-	-	-	-	-	-	-	-	-	-	-	-	-	817	7.8	-	-	
All Grades, . . . . .	-	-	-	-	-	-	-	-	-	52	-	928	2,461	4,893	1,516	-	-	-	-	-	-	-	-	-	-	-	3,10,478	100.0	-	-	
All Grades, . . . . .	-	-	-	-	-	-	-	-	-	.5	-	8.9	23.5	46.6	14.5	-	-	-	-	-	-	-	-	-	-	-	100.0	-	-	-	

1/As reported by the Bureau of the Census, running bales, linters excluded.

Percentage rough preparation, . . . . . 0.6  
 Grade index . . . . . 86.2  
 Average staple length . . . . . 33.5



Table 19.—Grade and staple length of upland cotton ginned in Louisiana, 1948-49

Grade	1 1/16 inch and shorter		7/8 inch		29/32 inch		15/16 inch		1-1/32 inch		1-1/16 inch		1-1/8 inch		1-5/32 inch		1-3/16 inch		1-7/32 inch		1-1/4 inch and longer		
	Bales	Percent	Bales	Percent	Bales	Percent	Bales	Percent	Bales	Percent	Bales	Percent	Bales	Percent	Bales	Percent	Bales	Percent	Bales	Percent	Bales	Percent	
<b>Whites:</b>																							
1-M.P.	-	-	-	-	-	-	-	-	-	-	-	-	-	-	-	-	-	-	-	-	-	-	
2-S.G.M.	-	-	-	-	-	-	-	-	-	-	-	-	-	-	-	-	-	-	-	-	-	-	
3-O.M.	-	-	10	-	-	-	233	-	-	-	595	1,106	-	-	-	-	-	-	-	-	-	8	
4-S.M.	164	-	407	-	387	-	11,866	18	-	38,749	89,036	28,103	478	22	79	25	11	11	11	11	11	2,430	
5-M.	295	-	1,152	-	872	-	29,269	1,549	-	106,875	153,268	146,128	88	2,351	26	88	3,333	3,333	3,333	3,333	3,333	167,513	
6-S.L.M.	27	-	315	-	461	-	19,186	5,012	-	68,164	145,374	9,069	65	600	65	43	10	10	10	10	10	350,317	
7-L.M.	10	-	30	-	15	-	234	1,795	-	16,400	5,645	5,645	92	92	-	-	-	-	-	-	-	146,789	
8-S.G.O.	-	-	-	-	-	-	806	167	-	3,169	5,099	718	-	-	-	-	-	-	-	-	-	49,105	
9-O.O.	-	-	-	-	-	-	60	91	-	290	202	102	-	-	-	-	-	-	-	-	-	10,223	
<b>Total</b>	496	-	1,914	-	1,735	-	66,892	8,892	-	238,666	304,505	90,273	170	6,398	156	156	40	40	40	40	40	29	766,991
<b>Spotted:</b>																							
3-O.M.	-	-	-	-	10	-	-	-	-	-	-	-	-	-	-	-	-	-	-	-	-	-	10
4-S.M.	-	-	-	-	-	-	70	-	-	204	292	39	-	-	-	-	-	-	-	-	-	-	695
5-M.	-	-	7	-	7	-	111	196	-	1,004	370	75	-	-	-	-	-	-	-	-	-	-	2,131
6-S.L.M.	-	-	8	-	-	-	219	244	-	784	260	42	-	6	-	-	-	-	-	-	-	-	1,569
7-L.M.	-	-	-	-	16	-	110	32	-	443	86	15	-	-	-	-	-	-	-	-	-	-	702
<b>Total</b>	-	-	15	-	33	-	840	1,72	-	2,585	1,008	169	6	6	-	-	-	-	-	-	-	-	5,123
<b>Tinged:</b>																							
3-O.M.	-	-	-	-	-	-	-	-	-	-	-	-	-	-	-	-	-	-	-	-	-	-	-
4-S.M.	-	-	-	-	-	-	-	-	-	-	-	-	-	-	-	-	-	-	-	-	-	-	-
5-M.	-	-	-	-	-	-	-	-	-	-	-	-	-	-	-	-	-	-	-	-	-	-	-
6-S.L.M.	-	-	-	-	-	-	-	-	-	-	-	-	-	-	-	-	-	-	-	-	-	-	-
7-L.M.	-	-	-	-	-	-	-	-	-	-	-	-	-	-	-	-	-	-	-	-	-	-	-
<b>Total</b>	-	-	-	-	-	-	-	-	-	-	-	-	-	-	-	-	-	-	-	-	-	-	15
<b>Gray:</b>																							
3-O.M.	-	-	-	-	-	-	-	-	-	-	-	-	-	-	-	-	-	-	-	-	-	-	-
4-S.M.	-	-	-	-	-	-	-	-	-	-	-	-	-	-	-	-	-	-	-	-	-	-	-
5-M.	-	-	-	-	-	-	-	-	-	-	-	-	-	-	-	-	-	-	-	-	-	-	-
6-S.L.M.	-	-	-	-	-	-	-	-	-	-	-	-	-	-	-	-	-	-	-	-	-	-	-
7-L.M.	-	-	-	-	-	-	-	-	-	-	-	-	-	-	-	-	-	-	-	-	-	-	-
<b>Total</b>	-	-	-	-	-	-	-	-	-	-	-	-	-	-	-	-	-	-	-	-	-	-	15
<b>Below Grade</b>	-	-	-	-	-	-	-	-	-	-	-	-	-	-	-	-	-	-	-	-	-	-	-
<b>All grades</b>	496	-	1,929	-	1,768	-	6,947	9,379	-	241,404	305,662	90,517	170	6,404	156	156	40	40	40	40	40	29	773,694
<b>All grades</b>	0.1	-	0.3	-	0.2	-	0.9	1.3	-	32.9	11.7	12.4	0.9	0.9	-	-	-	-	-	-	-	-	100.0

1/ As reported by the Bureau of the Census, running bales, linters excluded.

\* Less than 0.05 percent.

Percentage rough preparation . . . . . 2.3  
Grade index . . . . . 98.5  
Average staple length . . . . . 33.5





Table 21.--Grade and staple length of upland cotton ginned in Missouri, 1948-49

Grade	13/16 inch and shorter		7/8 inch		29/32 inch		31/32 inch		1 inch		1-1/32 inches		1-1/16 inches		1-5/32 inches		1-1/8 inches		1-5/32 inches		1-7/32 inches		1-1/4 inches and longer		All lengths	Percent	
	Bales	Percent	Bales	Percent	Bales	Percent	Bales	Percent	Bales	Percent	Bales	Percent	Bales	Percent	Bales	Percent	Bales	Percent	Bales	Percent	Bales	Percent	Bales	Percent			Bales
<b>Whites:</b>																											
1-M.F.	-	-	-	-	-	-	-	-	-	-	-	-	-	-	-	-	-	-	-	-	-	-	-	-	-	-	-
2-S.O.M.	-	-	-	-	-	-	-	-	-	-	-	-	-	-	-	-	-	-	-	-	-	-	-	-	-	-	-
3-O.M.	-	-	-	-	-	-	-	-	-	-	-	-	-	-	-	-	-	-	-	-	-	-	-	-	-	-	-
4-S.M.	-	-	-	-	-	-	-	-	-	-	-	-	-	-	-	-	-	-	-	-	-	-	-	-	-	-	-
5-M.	10	98	39	267	49	181	40	1,021	181	7,000	6,671	41,340	1,684	10	86	15,647	174,286	34.2									
6-S.L.M.	10	78	57	290	49	2,416	48	17,828	2,416	10,692	20,118	108,373	20,118	702	1,684	144,895	28.3										
7-L.M.	-	29	-	136	-	1,985	-	10,297	84	6,290	801	801	801	801	801	16,119	3.6										
8-S.G.O.	-	56	8	2,809	1,607	11,072	39,164	4,222	30	30	30	30	30	30	69,269	11.6											
9-G.O.	-	60	8	622	145	1,999	4,986	11	608	11	608	11	608	11	9,437	1.6											
<b>Total</b>	20	331	121	4,123	1,932	20,206	90,731	231,186	67,471	2,321	10	418,451	81.8														
<b>Spotted:</b>																											
3-O.M.	-	-	-	-	-	-	-	-	-	-	-	-	-	-	-	-	-	-	-	-	-	-	-	-	-	-	-
4-S.M.	-	-	-	-	-	-	-	-	-	-	-	-	-	-	-	-	-	-	-	-	-	-	-	-	-	-	-
5-M.	19	19	19	76	48	368	2,644	6,833	307	10	10	10	10	10	10	3,650	.7										
6-S.L.M.	48	48	-	375	244	5,495	12,494	5,200	101	22	22	22	22	22	24,179	4.7											
7-L.M.	388	388	8	8,001	2,187	10,733	16,468	2,730	19	19	19	19	19	19	40,834	7.9											
<b>Total</b>	808	27	6,462	2,479	16,633	34,670	17,080	627	82	82	82	82	82	82	79,463	15.3											
<b>Tinged:</b>																											
8-O.M.	-	-	-	-	-	-	-	-	-	-	-	-	-	-	-	-	-	-	-	-	-	-	-	-	-	-	-
4-S.M.	-	-	-	-	-	-	-	-	-	-	-	-	-	-	-	-	-	-	-	-	-	-	-	-	-	-	-
5-M.	11	11	-	261	202	784	1,890	42	39	39	39	39	39	39	266	.1											
6-S.L.M.	18	18	-	1,304	272	2,209	2,241	19	19	19	19	19	19	19	2,937	.6											
7-L.M.	846	846	19	1,904	272	2,209	2,241	19	19	19	19	19	19	19	6,910	1.4											
<b>Total</b>	875	19	1,666	474	2,992	5,636	129	82	82	82	82	82	82	82	9,860	2.0											
<b>Gray:</b>																											
3-G.M.	-	-	-	-	-	-	-	-	-	-	-	-	-	-	-	-	-	-	-	-	-	-	-	-	-	-	-
4-S.M.	-	-	-	-	-	-	-	-	-	-	-	-	-	-	-	-	-	-	-	-	-	-	-	-	-	-	-
5-M.	-	-	-	-	-	-	-	-	-	-	-	-	-	-	-	-	-	-	-	-	-	-	-	-	-	-	-
6-S.L.M.	-	-	-	-	-	-	-	-	-	-	-	-	-	-	-	-	-	-	-	-	-	-	-	-	-	-	-
<b>Total</b>	-	-	-	-	-	-	-	-	-	-	-	-	-	-	-	-	-	-	-	-	-	-	-	-	-	-	-
<b>Below Grade</b>	8	303	-	400	17	1,277	1,815	236	-	-	-	-	-	-	-	-	-	-	-	-	-	-	-	-	-	-	-
<b>All grades</b>	28	2,012	167	12,540	4,915	41,484	131,153	249,099	67,998	2,363	10	1,511,757	100.0														
<b>All grades</b>	0.4	0.4	0.4	2.6	1.0	8.1	25.6	45.6	13.3	0.5	0.5	100.0															

1/ As reported by the Bureau of the Census, running bales, lintners excluded.  
2 Less than 0.06 percent.

Percentage rough preparation . . . . . 4.3  
Grade index . . . . . 90.8  
Average staple length . . . . . 33.6





Table 23. --Grade and staple length of upland cotton ginned in North Carolina, 1948-49

Grade	1 1/16 inch and shorter		7/8		29/32		16/16		51/32		1		1-1/32		1-1/16		1-5/32		1-1/8		1-3/16		1-7/32		1-1/4		All lengths	
	Bales	Percent	Bales	Percent	Bales	Percent	Bales	Percent	Bales	Percent	Bales	Percent	Bales	Percent	Bales	Percent	Bales	Percent	Bales	Percent	Bales	Percent	Bales	Percent	Bales	Percent		
<b>White:</b>																												
1-M.F.	-	-	-	-	-	-	-	-	-	-	-	-	-	-	-	-	-	-	-	-	-	-	-	-	-	-	-	
2-S.O.M.	-	-	-	-	-	-	-	-	-	-	-	-	-	-	-	-	-	-	-	-	-	-	-	-	-	-	-	
3-O.M.	-	-	-	-	22	-	22	-	263	-	45	-	209	-	49	-	18	-	8	-	-	-	-	-	-	703	-	
4-S.M.	-	-	7	-	136	-	204	1,370	6,708	3,231	7,759	5,000	16	600	21	19,886	8	21	19,886	2.9	-	-	-	-	-	-	-	
5-M.	-	-	32	-	69	24	218	2,140	16,032	72,651	63,456	14,843	184	22	33	170,874	24.6	-	-	-	-	-	-	-	-	-		
6-S.L.M.	-	-	-	-	45	24	359	3,196	31,306	132,901	78,654	12,700	62	20	11	63	260,029	37.3	-	-	-	-	-	-	-	-		
7-L.M.	-	-	45	12	992	-	3,882	47,804	91,856	24,089	1,669	194	11	-	-	-	-	-	-	-	-	-	-	-	-	169,786	24.4	
8-S.O.O.	-	-	89	12	760	-	1,046	10,769	7,278	1,328	168	8	11	-	-	-	-	-	-	-	-	-	-	-	-	21,464	3.1	
9-O.O.	-	-	12	-	298	-	298	1,176	210	27	85	27	-	-	-	-	-	-	-	-	-	-	-	-	-	2,039	0.2	
Total.	32	269	72	2,770	10,677	109,068	311,446	176,626	32,356	3,163	292	64	49	117	644,880	92.6	-	-	-	-	-	-	-	-	-	-	-	
<b>Spotted:</b>																												
3-O.M.	-	-	-	-	-	-	-	-	169	-	84	-	-	-	-	-	-	-	-	-	-	-	-	-	-	464	1.1	
4-S.M.	14	62	10	183	-	38	483	1,824	3,288	776	100	-	-	-	-	-	-	-	-	-	-	-	-	-	-	6,840	1.0	
5-M.	24	160	46	642	1,459	4,826	5,888	1,174	26	-	-	-	-	-	-	-	-	-	-	-	-	-	-	-	-	14,325	2.1	
6-S.L.M.	36	232	67	1,021	1,288	6,851	2,756	616	12	-	-	-	-	-	-	-	-	-	-	-	-	-	-	-	-	11,248	1.6	
7-L.M.	54	189	41	1,033	1,026	3,859	1,201	199	-	-	-	-	-	-	-	-	-	-	-	-	-	-	-	-	-	7,290	1.0	
Total.	108	641	166	2,879	4,273	15,965	13,262	2,717	186	-	-	-	-	-	-	-	-	-	-	-	-	-	-	-	-	40,187	6.8	
<b>Tinted:</b>																												
3-O.M.	-	-	-	-	-	-	-	-	-	-	-	-	-	-	-	-	-	-	-	-	-	-	-	-	-	-	-	-
4-S.M.	-	-	24	-	76	-	86	516	129	-	-	-	-	-	-	-	-	-	-	-	-	-	-	-	-	12	0.1	
5-M.	-	-	12	107	-	137	297	495	323	22	-	-	-	-	-	-	-	-	-	-	-	-	-	-	-	681	0.1	
6-S.L.M.	-	-	-	-	41	10	348	415	508	373	28	-	-	-	-	-	-	-	-	-	-	-	-	-	-	1,583	0.2	
7-L.M.	-	-	27	-	106	-	116	245	162	29	-	-	-	-	-	-	-	-	-	-	-	-	-	-	-	1,721	0.3	
Total.	12	199	10	667	904	1,776	977	77	14	-	-	-	-	-	-	-	-	-	-	-	-	-	-	-	-	675	0.1	
<b>Yellow Stained:</b>																												
3-O.M.	-	-	-	-	-	-	-	-	-	-	-	-	-	-	-	-	-	-	-	-	-	-	-	-	-	-	-	-
4-S.M.	-	-	-	-	-	-	-	-	-	-	-	-	-	-	-	-	-	-	-	-	-	-	-	-	-	-	-	-
5-M.	-	-	-	-	-	-	-	-	-	-	-	-	-	-	-	-	-	-	-	-	-	-	-	-	-	-	-	-
Total.	-	-	-	-	-	-	-	-	-	-	-	-	-	-	-	-	-	-	-	-	-	-	-	-	-	-	14	0.0
<b>Gray:</b>																												
3-O.M.	-	-	-	-	-	-	-	-	-	-	-	-	-	-	-	-	-	-	-	-	-	-	-	-	-	-	-	-
4-S.M.	-	-	-	-	-	-	27	130	647	115	-	-	-	-	-	-	-	-	-	-	-	-	-	-	-	-	8	0.0
5-M.	-	-	-	-	8	206	2,604	361	-	-	-	-	-	-	-	-	-	-	-	-	-	-	-	-	-	-	819	0.1
6-S.L.M.	-	-	-	-	-	-	-	-	-	-	-	-	-	-	-	-	-	-	-	-	-	-	-	-	-	-	-	-
Total.	-	-	-	-	8	232	2,654	3,197	604	-	-	-	-	-	-	-	-	-	-	-	-	-	-	-	-	-	6,875	0.9
Below Grade	-	22	-	87	60	489	80	47	9	-	-	-	-	-	-	-	-	-	-	-	-	-	-	-	-	-	794	0.1
All grades.	162	1,121	256	6,411	16,146	129,964	329,982	176,871	32,482	3,163	292	64	49	117	697,042	100.0	-	-	-	-	-	-	-	-	-	-	-	-
All grades.	0.2	0.2	0.9	2.3	16.5	47.2	26.7	4.7	0.5	0.5	0.5	0.5	0.5	0.5	100.0	100.0	-	-	-	-	-	-	-	-	-	-	-	-

As reported by the Bureau of the Census, running bales, linkers excluded.  
 \* Less than 0.06 percent.  
 Percentage rough preparation. . . . . 5.0  
 Grade index . . . . . 92.4  
 Average staple length . . . . . 33.1

Table 24.--Grade and staple length of upland cotton ginned in Oklahoma, 1948-49

Grade	3/4 inch		7/8 inch		29/32 inch		15/16 inch		31/32 inch		1 inch		1-1/32 inch		1-1/16 inch		1-1/8 inch		1-1/4 inch		1-1/2 inch and longer		All lengths		
	Bales	Percent	Bales	Percent	Bales	Percent	Bales	Percent	Bales	Percent	Bales	Percent	Bales	Percent	Bales	Percent	Bales	Percent	Bales	Percent	Bales	Percent	Bales	Percent	
<b>White:</b>																									
1-M.F.	7		19		49		176		21		21		21		21		21		21		21		21		21
2-S.O.M.	-		-		-		-		-		-		-		-		-		-		-		-		-
3-O.M.	21		64		67		193		151		116		8		8		8		8		8		8		8
4-S.M.	140		7,456		3,971		8,036		3,720		3,230		1,277		622		114		14		14		35,717		835
5-M.	91		12,187		19,758		20,272		10,239		9,135		3,908		1,491		286		70		8		88,190		24.4
6-S.L.M.	176		6,067		11,640		7,011		12,848		5,196		2,263		832		70		8		8		82,037		14.4
7-L.M.	28		1,646		4,374		2,630		4,780		1,697		460		195		10		8		8		17,274		4.8
8-S.O.O.	25		313		1,129		634		918		253		66		18		8		8		8		5,672		1.0
9-O.O.	7		112		49		176		21		21		10		10		10		10		10		394		.1
<b>Total.</b>	488		27,556		45,933		26,007		47,193		21,309		20,186		6,064		3,168		496		30		199,019		64.8
<b>Spotted:</b>																									
3-O.M.	57		3,197		4,688		1,401		2,363		1,072		769		125		108		-		-		13,680		3.8
4-S.M.	296		13,706		20,107		8,187		13,449		6,969		5,020		1,690		469		26		17		69,924		19.4
5-M.	114		5,018		11,432		8,086		7,377		2,466		1,587		421		145		23		17		33,788		9.3
6-S.L.M.	140		2,002		5,733		2,536		3,668		765		519		72		46		-		-		15,420		4.3
7-L.M.	21		398		1,412		429		982		241		180		9		9		-		-		3,672		1.0
<b>Total.</b>	627		24,321		43,372		17,630		27,759		11,563		8,176		2,506		766		48		17		136,494		37.8
<b>Flagged:</b>																									
3-O.M.	-		98		271		151		184		20		22		-		-		-		-		716		.2
4-S.M.	44		1,100		3,677		1,311		1,682		217		117		9		-		-		-		8,087		2.2
5-M.	-		2,147		4,946		1,371		1,407		166		169		60		-		-		-		10,286		2.6
6-S.L.M.	21		966		2,465		617		702		73		47		26		-		-		-		4,907		1.4
7-L.M.	9		154		378		106		107		7		29		16		-		-		-		806		.2
<b>Total.</b>	74		4,466		11,627		3,655		4,062		483		394		100		-		-		-		24,740		6.8
<b>Yellow Stained:</b>																									
3-O.M.	-		-		-		-		-		-		-		-		-		-		-		-		-
4-S.M.	-		107		94		9		-		-		-		-		-		-		-		210		.1
5-M.	29		656		391		52		25		9		-		-		-		-		-		1,164		.3
<b>Total.</b>	29		765		485		61		25		9		-		-		-		-		-		1,374		.4
<b>Gray:</b>																									
3-O.M.	-		-		-		-		-		-		-		-		-		-		-		-		-
4-S.M.	-		-		9		-		-		-		-		-		-		-		-		9		.0
5-M.	-		-		-		-		-		-		-		-		-		-		-		9		.0
6-S.L.M.	-		-		-		-		-		-		-		-		-		-		-		-		-
<b>Total.</b>	-		9		9		-		-		-		-		-		-		-		-		18		.0
<b>Below Grade</b>	230		157		320		41		102		9		7		-		-		-		-		866		.2
<b>All grades</b>	1,448		87,273		99,246		47,302		79,131		53,343		29,761		10,472		3,924		544		47		1/361,801		100.0
<b>All grades</b>	0.4		18.6		27.4		13.1		21.9		9.2		6.0		2.9		1.1		0.2		*		100.0		

Percentage rough preparation... 1.1  
 Grade index... 86.4  
 Average staple length... 29.1

\* As reported by the Bureau of the Census, running bales, linters excluded.  
 \* Less than 0.06 percent.



Table 26.—Grade and staple length of upland cotton ginned in South Carolina, 1948-49

Grade	13/16 inch: end shorter		7/8 inch		29/32 inch		15/16 inch		51/32 inch		1 inch		1-1/8 inch		1-1/16 inch		1-3/32 inch		1-1/8 inch		1-5/16 inch		1-7/16 inch		1-1/4 inch longer		All lengths																																																																																																																																																																																																																																																																																																																																																																																																																																																																																																																																																																																																																																																																																																																																																																																																																																																																																																																																																																																																																																																																		
	Bales	Percent	Bales	Percent	Bales	Percent	Bales	Percent	Bales	Percent	Bales	Percent	Bales	Percent	Bales	Percent	Bales	Percent	Bales	Percent	Bales	Percent	Bales	Percent	Bales	Percent	Bales	Percent																																																																																																																																																																																																																																																																																																																																																																																																																																																																																																																																																																																																																																																																																																																																																																																																																																																																																																																																																																																																																																																																	
Whites:																														1-S.F.	-	-	-	-	-	-	-	-	-	-	-	-	-	-	-	-	-	-	-	-	-	-	-	-	-	-	-	-	-	2-S.O.M.	-	-	-	-	-	-	-	-	-	-	-	-	-	-	-	-	-	-	-	-	-	-	-	-	-	-	-	-	-	3-G.M.	-	-	-	-	-	-	10	368	2,027	7,604	51	37	32	37	32	37	32	37	32	37	32	37	32	37	32	37	32	37	32	4-S.M.	-	-	-	-	-	-	94	218	1,789	25,666	156,739	106,660	7,664	2,147	639	410	234	115	204	115	204	115	204	115	204	115	204	115	204	5-M.	-	-	-	-	-	-	10	256	2,458	39,864	196,178	87,464	5,589	774	203	112	39	23	39	23	39	23	39	23	39	23	39	23	39	6-S.L.M.	-	-	-	-	-	-	42	870	7,303	61,130	86,168	15,123	373	65	19	9	26	19	9	26	19	9	26	19	9	26	19	9	26	7-L.M.	-	-	-	-	-	-	45	862	2,873	17,072	9,424	869	25	25	9	9	25	9	9	25	9	9	25	9	9	25	9	9	25	8-S.O.	-	-	-	-	-	-	33	794	528	2,068	460	19	19	19	19	19	19	19	19	19	19	19	19	19	19	19	19	19	19	9-G.O.	-	-	-	-	-	-	-	-	-	-	-	-	-	-	-	-	-	-	-	-	-	-	-	-	-	-	-	-	-	-	Total.	-	-	128	40	5,009	15,209	147,837	439,656	217,987	13,026	4,019	1,317	780	386	615	844,169	96.9													Spotted:																															3-G.M.	-	-	-	-	-	-	-	-	95	231	147	147	32	18	32	18	32	18	32	18	32	18	32	18	32	18	32	18	32	4-S.M.	-	-	-	-	-	-	38	775	2,683	872	910	48	16	16	16	16	16	16	16	16	16	16	16	16	16	16	16	16	16	5-M.	-	-	-	-	-	-	27	117	2,315	4,092	270	16	16	16	16	16	16	16	16	16	16	16	16	16	16	16	16	16	16	6-S.L.M.	-	-	-	-	-	-	56	260	1,686	1,686	16	16	16	16	16	16	16	16	16	16	16	16	16	16	16	16	16	16	16	7-L.M.	-	-	-	-	-	-	93	117	777	663	16	16	16	16	16	16	16	16	16	16	16	16	16	16	16	16	16	16	16	Total.	-	-	-	-	199	508	5,865	9,326	2,216	96	34	34	34	34	34	34	34	34	34	34	34	34	34	34	34	34	34	34	34	Tinged:																															3-G.M.	-	-	-	-	-	-	-	-	-	23	23	23	23	23	23	23	23	23	23	23	23	23	23	23	23	23	23	23	23	4-S.M.	-	-	-	-	-	-	10	49	32	49	32	32	32	32	32	32	32	32	32	32	32	32	32	32	32	32	32	32	32	5-M.	-	-	-	-	-	-	-	-	27	8	8	8	8	8	8	8	8	8	8	8	8	8	8	8	8	8	8	8	8	6-S.L.M.	-	-	-	-	-	-	-	-	5	36	36	36	36	36	36	36	36	36	36	36	36	36	36	36	36	36	36	36	36	7-L.M.	-	-	-	-	-	-	-	-	-	-	-	-	-	-	-	-	-	-	-	-	-	-	-	-	-	-	-	-	-	Total.	-	-	-	-	10	6	120	116	-	-	-	-	-	-	-	-	-	-	-	-	-	-	-	-	-	-	-	-	-	Gray:																															3-G.M.	-	-	-	-	-	-	-	-	-	-	-	-	-	-	-	-	-	-	-	-	-	-	-	-	-	-	-	-	-	4-S.M.	-	-	-	-	-	-	33	40	275	676	206	206	206	206	206	206	206	206	206	206	206	206	206	206	206	206	206	206	206	5-M.	-	-	-	-	-	-	29	170	3,267	3,303	298	298	298	298	298	298	298	298	298	298	298	298	298	298	298	298	298	298	298	6-S.L.M.	-	-	-	-	-	-	-	-	-	-	-	-	-	-	-	-	-	-	-	-	-	-	-	-	-	-	-	-	-	Total.	-	-	-	-	62	210	3,667	3,679	604	-	-	-	-	-	-	-	-	-	-	-	-	-	-	-	-	-	-	-	-	Below Grade	6	9	15	374	17	290	-	-	-	-	-	-	-	-	-	-	-	-	-	-	-	-	-	-	-	-	-	-	-	All grades	6	137	55	3,754	16,029	157,669	462,976	220,706	13,122	4,063	1,317	780	386	615	871,587	100.0														All grades	Percent	Percent	Percent	Percent	Percent	Percent	Percent	Percent	Percent	Percent	Percent	Percent	Percent	Percent	Percent	Percent	Percent	Percent	Percent	Percent	Percent	Percent	Percent	Percent	Percent	Percent	Percent	Percent	Percent		0.4	1.8	18.1	62.0	25.3	1.6	0.2	0.1	0.1	0.6	0.2	0.1	0.1	0.1	100.0														
1-S.F.	-	-	-	-	-	-	-	-	-	-	-	-	-	-	-	-	-	-	-	-	-	-	-	-	-	-	-	-	-	2-S.O.M.	-	-	-	-	-	-	-	-	-	-	-	-	-	-	-	-	-	-	-	-	-	-	-	-	-	-	-	-	-	3-G.M.	-	-	-	-	-	-	10	368	2,027	7,604	51	37	32	37	32	37	32	37	32	37	32	37	32	37	32	37	32	37	32	4-S.M.	-	-	-	-	-	-	94	218	1,789	25,666	156,739	106,660	7,664	2,147	639	410	234	115	204	115	204	115	204	115	204	115	204	115	204	5-M.	-	-	-	-	-	-	10	256	2,458	39,864	196,178	87,464	5,589	774	203	112	39	23	39	23	39	23	39	23	39	23	39	23	39	6-S.L.M.	-	-	-	-	-	-	42	870	7,303	61,130	86,168	15,123	373	65	19	9	26	19	9	26	19	9	26	19	9	26	19	9	26	7-L.M.	-	-	-	-	-	-	45	862	2,873	17,072	9,424	869	25	25	9	9	25	9	9	25	9	9	25	9	9	25	9	9	25	8-S.O.	-	-	-	-	-	-	33	794	528	2,068	460	19	19	19	19	19	19	19	19	19	19	19	19	19	19	19	19	19	19	9-G.O.	-	-	-	-	-	-	-	-	-	-	-	-	-	-	-	-	-	-	-	-	-	-	-	-	-	-	-	-	-	-	Total.	-	-	128	40	5,009	15,209	147,837	439,656	217,987	13,026	4,019	1,317	780	386	615	844,169	96.9													Spotted:																															3-G.M.	-	-	-	-	-	-	-	-	95	231	147	147	32	18	32	18	32	18	32	18	32	18	32	18	32	18	32	18	32	4-S.M.	-	-	-	-	-	-	38	775	2,683	872	910	48	16	16	16	16	16	16	16	16	16	16	16	16	16	16	16	16	16	5-M.	-	-	-	-	-	-	27	117	2,315	4,092	270	16	16	16	16	16	16	16	16	16	16	16	16	16	16	16	16	16	16	6-S.L.M.	-	-	-	-	-	-	56	260	1,686	1,686	16	16	16	16	16	16	16	16	16	16	16	16	16	16	16	16	16	16	16	7-L.M.	-	-	-	-	-	-	93	117	777	663	16	16	16	16	16	16	16	16	16	16	16	16	16	16	16	16	16	16	16	Total.	-	-	-	-	199	508	5,865	9,326	2,216	96	34	34	34	34	34	34	34	34	34	34	34	34	34	34	34	34	34	34	34	Tinged:																															3-G.M.	-	-	-	-	-	-	-	-	-	23	23	23	23	23	23	23	23	23	23	23	23	23	23	23	23	23	23	23	23	4-S.M.	-	-	-	-	-	-	10	49	32	49	32	32	32	32	32	32	32	32	32	32	32	32	32	32	32	32	32	32	32	5-M.	-	-	-	-	-	-	-	-	27	8	8	8	8	8	8	8	8	8	8	8	8	8	8	8	8	8	8	8	8	6-S.L.M.	-	-	-	-	-	-	-	-	5	36	36	36	36	36	36	36	36	36	36	36	36	36	36	36	36	36	36	36	36	7-L.M.	-	-	-	-	-	-	-	-	-	-	-	-	-	-	-	-	-	-	-	-	-	-	-	-	-	-	-	-	-	Total.	-	-	-	-	10	6	120	116	-	-	-	-	-	-	-	-	-	-	-	-	-	-	-	-	-	-	-	-	-	Gray:																															3-G.M.	-	-	-	-	-	-	-	-	-	-	-	-	-	-	-	-	-	-	-	-	-	-	-	-	-	-	-	-	-	4-S.M.	-	-	-	-	-	-	33	40	275	676	206	206	206	206	206	206	206	206	206	206	206	206	206	206	206	206	206	206	206	5-M.	-	-	-	-	-	-	29	170	3,267	3,303	298	298	298	298	298	298	298	298	298	298	298	298	298	298	298	298	298	298	298	6-S.L.M.	-	-	-	-	-	-	-	-	-	-	-	-	-	-	-	-	-	-	-	-	-	-	-	-	-	-	-	-	-	Total.	-	-	-	-	62	210	3,667	3,679	604	-	-	-	-	-	-	-	-	-	-	-	-	-	-	-	-	-	-	-	-	Below Grade	6	9	15	374	17	290	-	-	-	-	-	-	-	-	-	-	-	-	-	-	-	-	-	-	-	-	-	-	-	All grades	6	137	55	3,754	16,029	157,669	462,976	220,706	13,122	4,063	1,317	780	386	615	871,587	100.0														All grades	Percent	Percent	Percent	Percent	Percent	Percent	Percent	Percent	Percent	Percent	Percent	Percent	Percent	Percent	Percent	Percent	Percent	Percent	Percent	Percent	Percent	Percent	Percent	Percent	Percent	Percent	Percent	Percent	Percent		0.4	1.8	18.1	62.0	25.3	1.6	0.2	0.1	0.1	0.6	0.2	0.1	0.1	0.1	100.0																																												
2-S.O.M.	-	-	-	-	-	-	-	-	-	-	-	-	-	-	-	-	-	-	-	-	-	-	-	-	-	-	-	-	-	3-G.M.	-	-	-	-	-	-	10	368	2,027	7,604	51	37	32	37	32	37	32	37	32	37	32	37	32	37	32	37	32	37	32	4-S.M.	-	-	-	-	-	-	94	218	1,789	25,666	156,739	106,660	7,664	2,147	639	410	234	115	204	115	204	115	204	115	204	115	204	115	204	5-M.	-	-	-	-	-	-	10	256	2,458	39,864	196,178	87,464	5,589	774	203	112	39	23	39	23	39	23	39	23	39	23	39	23	39	6-S.L.M.	-	-	-	-	-	-	42	870	7,303	61,130	86,168	15,123	373	65	19	9	26	19	9	26	19	9	26	19	9	26	19	9	26	7-L.M.	-	-	-	-	-	-	45	862	2,873	17,072	9,424	869	25	25	9	9	25	9	9	25	9	9	25	9	9	25	9	9	25	8-S.O.	-	-	-	-	-	-	33	794	528	2,068	460	19	19	19	19	19	19	19	19	19	19	19	19	19	19	19	19	19	19	9-G.O.	-	-	-	-	-	-	-	-	-	-	-	-	-	-	-	-	-	-	-	-	-	-	-	-	-	-	-	-	-	-	Total.	-	-	128	40	5,009	15,209	147,837	439,656	217,987	13,026	4,019	1,317	780	386	615	844,169	96.9													Spotted:																															3-G.M.	-	-	-	-	-	-	-	-	95	231	147	147	32	18	32	18	32	18	32	18	32	18	32	18	32	18	32	18	32	4-S.M.	-	-	-	-	-	-	38	775	2,683	872	910	48	16	16	16	16	16	16	16	16	16	16	16	16	16	16	16	16	16	5-M.	-	-	-	-	-	-	27	117	2,315	4,092	270	16	16	16	16	16	16	16	16	16	16	16	16	16	16	16	16	16	16	6-S.L.M.	-	-	-	-	-	-	56	260	1,686	1,686	16	16	16	16	16	16	16	16	16	16	16	16	16	16	16	16	16	16	16	7-L.M.	-	-	-	-	-	-	93	117	777	663	16	16	16	16	16	16	16	16	16	16	16	16	16	16	16	16	16	16	16	Total.	-	-	-	-	199	508	5,865	9,326	2,216	96	34	34	34	34	34	34	34	34	34	34	34	34	34	34	34	34	34	34	34	Tinged:																															3-G.M.	-	-	-	-	-	-	-	-	-	23	23	23	23	23	23	23	23	23	23	23	23	23	23	23	23	23	23	23	23	4-S.M.	-	-	-	-	-	-	10	49	32	49	32	32	32	32	32	32	32	32	32	32	32	32	32	32	32	32	32	32	32	5-M.	-	-	-	-	-	-	-	-	27	8	8	8	8	8	8	8	8	8	8	8	8	8	8	8	8	8	8	8	8	6-S.L.M.	-	-	-	-	-	-	-	-	5	36	36	36	36	36	36	36	36	36	36	36	36	36	36	36	36	36	36	36	36	7-L.M.	-	-	-	-	-	-	-	-	-	-	-	-	-	-	-	-	-	-	-	-	-	-	-	-	-	-	-	-	-	Total.	-	-	-	-	10	6	120	116	-	-	-	-	-	-	-	-	-	-	-	-	-	-	-	-	-	-	-	-	-	Gray:																															3-G.M.	-	-	-	-	-	-	-	-	-	-	-	-	-	-	-	-	-	-	-	-	-	-	-	-	-	-	-	-	-	4-S.M.	-	-	-	-	-	-	33	40	275	676	206	206	206	206	206	206	206	206	206	206	206	206	206	206	206	206	206	206	206	5-M.	-	-	-	-	-	-	29	170	3,267	3,303	298	298	298	298	298	298	298	298	298	298	298	298	298	298	298	298	298	298	298	6-S.L.M.	-	-	-	-	-	-	-	-	-	-	-	-	-	-	-	-	-	-	-	-	-	-	-	-	-	-	-	-	-	Total.	-	-	-	-	62	210	3,667	3,679	604	-	-	-	-	-	-	-	-	-	-	-	-	-	-	-	-	-	-	-	-	Below Grade	6	9	15	374	17	290	-	-	-	-	-	-	-	-	-	-	-	-	-	-	-	-	-	-	-	-	-	-	-	All grades	6	137	55	3,754	16,029	157,669	462,976	220,706	13,122	4,063	1,317	780	386	615	871,587	100.0														All grades	Percent	Percent	Percent	Percent	Percent	Percent	Percent	Percent	Percent	Percent	Percent	Percent	Percent	Percent	Percent	Percent	Percent	Percent	Percent	Percent	Percent	Percent	Percent	Percent	Percent	Percent	Percent	Percent	Percent		0.4	1.8	18.1	62.0	25.3	1.6	0.2	0.1	0.1	0.6	0.2	0.1	0.1	0.1	100.0																																																																										
3-G.M.	-	-	-	-	-	-	10	368	2,027	7,604	51	37	32	37	32	37	32	37	32	37	32	37	32	37	32	37	32	37	32	4-S.M.	-	-	-	-	-	-	94	218	1,789	25,666	156,739	106,660	7,664	2,147	639	410	234	115	204	115	204	115	204	115	204	115	204	115	204	5-M.	-	-	-	-	-	-	10	256	2,458	39,864	196,178	87,464	5,589	774	203	112	39	23	39	23	39	23	39	23	39	23	39	23	39	6-S.L.M.	-	-	-	-	-	-	42	870	7,303	61,130	86,168	15,123	373	65	19	9	26	19	9	26	19	9	26	19	9	26	19	9	26	7-L.M.	-	-	-	-	-	-	45	862	2,873	17,072	9,424	869	25	25	9	9	25	9	9	25	9	9	25	9	9	25	9	9	25	8-S.O.	-	-	-	-	-	-	33	794	528	2,068	460	19	19	19	19	19	19	19	19	19	19	19	19	19	19	19	19	19	19	9-G.O.	-	-	-	-	-	-	-	-	-	-	-	-	-	-	-	-	-	-	-	-	-	-	-	-	-	-	-	-	-	-	Total.	-	-	128	40	5,009	15,209	147,837	439,656	217,987	13,026	4,019	1,317	780	386	615	844,169	96.9													Spotted:																															3-G.M.	-	-	-	-	-	-	-	-	95	231	147	147	32	18	32	18	32	18	32	18	32	18	32	18	32	18	32	18	32	4-S.M.	-	-	-	-	-	-	38	775	2,683	872	910	48	16	16	16	16	16	16	16	16	16	16	16	16	16	16	16	16	16	5-M.	-	-	-	-	-	-	27	117	2,315	4,092	270	16	16	16	16	16	16	16	16	16	16	16	16	16	16	16	16	16	16	6-S.L.M.	-	-	-	-	-	-	56	260	1,686	1,686	16	16	16	16	16	16	16	16	16	16	16	16	16	16	16	16	16	16	16	7-L.M.	-	-	-	-	-	-	93	117	777	663	16	16	16	16	16	16	16	16	16	16	16	16	16	16	16	16	16	16	16	Total.	-	-	-	-	199	508	5,865	9,326	2,216	96	34	34	34	34	34	34	34	34	34	34	34	34	34	34	34	34	34	34	34	Tinged:																															3-G.M.	-	-	-	-	-	-	-	-	-	23	23	23	23	23	23	23	23	23	23	23	23	23	23	23	23	23	23	23	23	4-S.M.	-	-	-	-	-	-	10	49	32	49	32	32	32	32	32	32	32	32	32	32	32	32	32	32	32	32	32	32	32	5-M.	-	-	-	-	-	-	-	-	27	8	8	8	8	8	8	8	8	8	8	8	8	8	8	8	8	8	8	8	8	6-S.L.M.	-	-	-	-	-	-	-	-	5	36	36	36	36	36	36	36	36	36	36	36	36	36	36	36	36	36	36	36	36	7-L.M.	-	-	-	-	-	-	-	-	-	-	-	-	-	-	-	-	-	-	-	-	-	-	-	-	-	-	-	-	-	Total.	-	-	-	-	10	6	120	116	-	-	-	-	-	-	-	-	-	-	-	-	-	-	-	-	-	-	-	-	-	Gray:																															3-G.M.	-	-	-	-	-	-	-	-	-	-	-	-	-	-	-	-	-	-	-	-	-	-	-	-	-	-	-	-	-	4-S.M.	-	-	-	-	-	-	33	40	275	676	206	206	206	206	206	206	206	206	206	206	206	206	206	206	206	206	206	206	206	5-M.	-	-	-	-	-	-	29	170	3,267	3,303	298	298	298	298	298	298	298	298	298	298	298	298	298	298	298	298	298	298	298	6-S.L.M.	-	-	-	-	-	-	-	-	-	-	-	-	-	-	-	-	-	-	-	-	-	-	-	-	-	-	-	-	-	Total.	-	-	-	-	62	210	3,667	3,679	604	-	-	-	-	-	-	-	-	-	-	-	-	-	-	-	-	-	-	-	-	Below Grade	6	9	15	374	17	290	-	-	-	-	-	-	-	-	-	-	-	-	-	-	-	-	-	-	-	-	-	-	-	All grades	6	137	55	3,754	16,029	157,669	462,976	220,706	13,122	4,063	1,317	780	386	615	871,587	100.0														All grades	Percent	Percent	Percent	Percent	Percent	Percent	Percent	Percent	Percent	Percent	Percent	Percent	Percent	Percent	Percent	Percent	Percent	Percent	Percent	Percent	Percent	Percent	Percent	Percent	Percent	Percent	Percent	Percent	Percent		0.4	1.8	18.1	62.0	25.3	1.6	0.2	0.1	0.1	0.6	0.2	0.1	0.1	0.1	100.0																																																																																																								
4-S.M.	-	-	-	-	-	-	94	218	1,789	25,666	156,739	106,660	7,664	2,147	639	410	234	115	204	115	204	115	204	115	204	115	204	115	204	5-M.	-	-	-	-	-	-	10	256	2,458	39,864	196,178	87,464	5,589	774	203	112	39	23	39	23	39	23	39	23	39	23	39	23	39	6-S.L.M.	-	-	-	-	-	-	42	870	7,303	61,130	86,168	15,123	373	65	19	9	26	19	9	26	19	9	26	19	9	26	19	9	26	7-L.M.	-	-	-	-	-	-	45	862	2,873	17,072	9,424	869	25	25	9	9	25	9	9	25	9	9	25	9	9	25	9	9	25	8-S.O.	-	-	-	-	-	-	33	794	528	2,068	460	19	19	19	19	19	19	19	19	19	19	19	19	19	19	19	19	19	19	9-G.O.	-	-	-	-	-	-	-	-	-	-	-	-	-	-	-	-	-	-	-	-	-	-	-	-	-	-	-	-	-	-	Total.	-	-	128	40	5,009	15,209	147,837	439,656	217,987	13,026	4,019	1,317	780	386	615	844,169	96.9													Spotted:																															3-G.M.	-	-	-	-	-	-	-	-	95	231	147	147	32	18	32	18	32	18	32	18	32	18	32	18	32	18	32	18	32	4-S.M.	-	-	-	-	-	-	38	775	2,683	872	910	48	16	16	16	16	16	16	16	16	16	16	16	16	16	16	16	16	16	5-M.	-	-	-	-	-	-	27	117	2,315	4,092	270	16	16	16	16	16	16	16	16	16	16	16	16	16	16	16	16	16	16	6-S.L.M.	-	-	-	-	-	-	56	260	1,686	1,686	16	16	16	16	16	16	16	16	16	16	16	16	16	16	16	16	16	16	16	7-L.M.	-	-	-	-	-	-	93	117	777	663	16	16	16	16	16	16	16	16	16	16	16	16	16	16	16	16	16	16	16	Total.	-	-	-	-	199	508	5,865	9,326	2,216	96	34	34	34	34	34	34	34	34	34	34	34	34	34	34	34	34	34	34	34	Tinged:																															3-G.M.	-	-	-	-	-	-	-	-	-	23	23	23	23	23	23	23	23	23	23	23	23	23	23	23	23	23	23	23	23	4-S.M.	-	-	-	-	-	-	10	49	32	49	32	32	32	32	32	32	32	32	32	32	32	32	32	32	32	32	32	32	32	5-M.	-	-	-	-	-	-	-	-	27	8	8	8	8	8	8	8	8	8	8	8	8	8	8	8	8	8	8	8	8	6-S.L.M.	-	-	-	-	-	-	-	-	5	36	36	36	36	36	36	36	36	36	36	36	36	36	36	36	36	36	36	36	36	7-L.M.	-	-	-	-	-	-	-	-	-	-	-	-	-	-	-	-	-	-	-	-	-	-	-	-	-	-	-	-	-	Total.	-	-	-	-	10	6	120	116	-	-	-	-	-	-	-	-	-	-	-	-	-	-	-	-	-	-	-	-	-	Gray:																															3-G.M.	-	-	-	-	-	-	-	-	-	-	-	-	-	-	-	-	-	-	-	-	-	-	-	-	-	-	-	-	-	4-S.M.	-	-	-	-	-	-	33	40	275	676	206	206	206	206	206	206	206	206	206	206	206	206	206	206	206	206	206	206	206	5-M.	-	-	-	-	-	-	29	170	3,267	3,303	298	298	298	298	298	298	298	298	298	298	298	298	298	298	298	298	298	298	298	6-S.L.M.	-	-	-	-	-	-	-	-	-	-	-	-	-	-	-	-	-	-	-	-	-	-	-	-	-	-	-	-	-	Total.	-	-	-	-	62	210	3,667	3,679	604	-	-	-	-	-	-	-	-	-	-	-	-	-	-	-	-	-	-	-	-	Below Grade	6	9	15	374	17	290	-	-	-	-	-	-	-	-	-	-	-	-	-	-	-	-	-	-	-	-	-	-	-	All grades	6	137	55	3,754	16,029	157,669	462,976	220,706	13,122	4,063	1,317	780	386	615	871,587	100.0														All grades	Percent	Percent	Percent	Percent	Percent	Percent	Percent	Percent	Percent	Percent	Percent	Percent	Percent	Percent	Percent	Percent	Percent	Percent	Percent	Percent	Percent	Percent	Percent	Percent	Percent	Percent	Percent	Percent	Percent		0.4	1.8	18.1	62.0	25.3	1.6	0.2	0.1	0.1	0.6	0.2	0.1	0.1	0.1	100.0																																																																																																																																						
5-M.	-	-	-	-	-	-	10	256	2,458	39,864	196,178	87,464	5,589	774	203	112	39	23	39	23	39	23	39	23	39	23	39	23	39	6-S.L.M.	-	-	-	-	-	-	42	870	7,303	61,130	86,168	15,123	373	65	19	9	26	19	9	26	19	9	26	19	9	26	19	9	26	7-L.M.	-	-	-	-	-	-	45	862	2,873	17,072	9,424	869	25	25	9	9	25	9	9	25	9	9	25	9	9	25	9	9	25	8-S.O.	-	-	-	-	-	-	33	794	528	2,068	460	19	19	19	19	19	19	19	19	19	19	19	19	19	19	19	19	19	19	9-G.O.	-	-	-	-	-	-	-	-	-	-	-	-	-	-	-	-	-	-	-	-	-	-	-	-	-	-	-	-	-	-	Total.	-	-	128	40	5,009	15,209	147,837	439,656	217,987	13,026	4,019	1,317	780	386	615	844,169	96.9													Spotted:																															3-G.M.	-	-	-	-	-	-	-	-	95	231	147	147	32	18	32	18	32	18	32	18	32	18	32	18	32	18	32	18	32	4-S.M.	-	-	-	-	-	-	38	775	2,683	872	910	48	16	16	16	16	16	16	16	16	16	16	16	16	16	16	16	16	16	5-M.	-	-	-	-	-	-	27	117	2,315	4,092	270	16	16	16	16	16	16	16	16	16	16	16	16	16	16	16	16	16	16	6-S.L.M.	-	-	-	-	-	-	56	260	1,686	1,686	16	16	16	16	16	16	16	16	16	16	16	16	16	16	16	16	16	16	16	7-L.M.	-	-	-	-	-	-	93	117	777	663	16	16	16	16	16	16	16	16	16	16	16	16	16	16	16	16	16	16	16	Total.	-	-	-	-	199	508	5,865	9,326	2,216	96	34	34	34	34	34	34	34	34	34	34	34	34	34	34	34	34	34	34	34	Tinged:																															3-G.M.	-	-	-	-	-	-	-	-	-	23	23	23	23	23	23	23	23	23	23	23	23	23	23	23	23	23	23	23	23	4-S.M.	-	-	-	-	-	-	10	49	32	49	32	32	32	32	32	32	32	32	32	32	32	32	32	32	32	32	32	32	32	5-M.	-	-	-	-	-	-	-	-	27	8	8	8	8	8	8	8	8	8	8	8	8	8	8	8	8	8	8	8	8	6-S.L.M.	-	-	-	-	-	-	-	-	5	36	36	36	36	36	36	36	36	36	36	36	36	36	36	36	36	36	36	36	36	7-L.M.	-	-	-	-	-	-	-	-	-	-	-	-	-	-	-	-	-	-	-	-	-	-	-	-	-	-	-	-	-	Total.	-	-	-	-	10	6	120	116	-	-	-	-	-	-	-	-	-	-	-	-	-	-	-	-	-	-	-	-	-	Gray:																															3-G.M.	-	-	-	-	-	-	-	-	-	-	-	-	-	-	-	-	-	-	-	-	-	-	-	-	-	-	-	-	-	4-S.M.	-	-	-	-	-	-	33	40	275	676	206	206	206	206	206	206	206	206	206	206	206	206	206	206	206	206	206	206	206	5-M.	-	-	-	-	-	-	29	170	3,267	3,303	298	298	298	298	298	298	298	298	298	298	298	298	298	298	298	298	298	298	298	6-S.L.M.	-	-	-	-	-	-	-	-	-	-	-	-	-	-	-	-	-	-	-	-	-	-	-	-	-	-	-	-	-	Total.	-	-	-	-	62	210	3,667	3,679	604	-	-	-	-	-	-	-	-	-	-	-	-	-	-	-	-	-	-	-	-	Below Grade	6	9	15	374	17	290	-	-	-	-	-	-	-	-	-	-	-	-	-	-	-	-	-	-	-	-	-	-	-	All grades	6	137	55	3,754	16,029	157,669	462,976	220,706	13,122	4,063	1,317	780	386	615	871,587	100.0														All grades	Percent	Percent	Percent	Percent	Percent	Percent	Percent	Percent	Percent	Percent	Percent	Percent	Percent	Percent	Percent	Percent	Percent	Percent	Percent	Percent	Percent	Percent	Percent	Percent	Percent	Percent	Percent	Percent	Percent		0.4	1.8	18.1	62.0	25.3	1.6	0.2	0.1	0.1	0.6	0.2	0.1	0.1	0.1	100.0																																																																																																																																																																				
6-S.L.M.	-	-	-	-	-	-	42	870	7,303	61,130	86,168	15,123	373	65	19	9	26	19	9	26	19	9	26	19	9	26	19	9	26	7-L.M.	-	-	-	-	-	-	45	862	2,873	17,072	9,424	869	25	25	9	9	25	9	9	25	9	9	25	9	9	25	9	9	25	8-S.O.	-	-	-	-	-	-	33	794	528	2,068	460	19	19	19	19	19	19	19	19	19	19	19	19	19	19	19	19	19	19	9-G.O.	-	-	-	-	-	-	-	-	-	-	-	-	-	-	-	-	-	-	-	-	-	-	-	-	-	-	-	-	-	-	Total.	-	-	128	40	5,009	15,209	147,837	439,656	217,987	13,026	4,019	1,317	780	386	615	844,169	96.9													Spotted:																															3-G.M.	-	-	-	-	-	-	-	-	95	231	147	147	32	18	32	18	32	18	32	18	32	18	32	18	32	18	32	18	32	4-S.M.	-	-	-	-	-	-	38	775	2,683	872	910	48	16	16	16	16	16	16	16	16	16	16	16	16	16	16	16	16	16	5-M.	-	-	-	-	-	-	27	117	2,315	4,092	270	16	16	16	16	16	16	16	16	16	16	16	16	16	16	16	16	16	16	6-S.L.M.	-	-	-	-	-	-	56	260	1,686	1,686	16	16	16	16	16	16	16	16	16	16	16	16	16	16	16	16	16	16	16	7-L.M.	-	-	-	-	-	-	93	117	777	663	16	16	16	16	16	16	16	16	16	16	16	16	16	16	16	16	16	16	16	Total.	-	-	-	-	199	508	5,865	9,326	2,216	96	34	34	34	34	34	34	34	34	34	34	34	34	34	34	34	34	34	34	34	Tinged:																															3-G.M.	-	-	-	-	-	-	-	-	-	23	23	23	23	23	23	23	23	23	23	23	23	23	23	23	23	23	23	23	23	4-S.M.	-	-	-	-	-	-	10	49	32	49	32	32	32	32	32	32	32	32	32	32	32	32	32	32	32	32	32	32	32	5-M.	-	-	-	-	-	-	-	-	27	8	8	8	8	8	8	8	8	8	8	8	8	8	8	8	8	8	8	8	8	6-S.L.M.	-	-	-	-	-	-	-	-	5	36	36	36	36	36	36	36	36	36	36	36	36	36	36	36	36	36	36	36	36	7-L.M.	-	-	-	-	-	-	-	-	-	-	-	-	-	-	-	-	-	-	-	-	-	-	-	-	-	-	-	-	-	Total.	-	-	-	-	10	6	120	116	-	-	-	-	-	-	-	-	-	-	-	-	-	-	-	-	-	-	-	-	-	Gray:																															3-G.M.	-	-	-	-	-	-	-	-	-	-	-	-	-	-	-	-	-	-	-	-	-	-	-	-	-	-	-	-	-	4-S.M.	-	-	-	-	-	-	33	40	275	676	206	206	206	206	206	206	206	206	206	206	206	206	206	206	206	206	206	206	206	5-M.	-	-	-	-	-	-	29	170	3,267	3,303	298	298	298	298	298	298	298	298	298	298	298	298	298	298	298	298	298	298	298	6-S.L.M.	-	-	-	-	-	-	-	-	-	-	-	-	-	-	-	-	-	-	-	-	-	-	-	-	-	-	-	-	-	Total.	-	-	-	-	62	210	3,667	3,679	604	-	-	-	-	-	-	-	-	-	-	-	-	-	-	-	-	-	-	-	-	Below Grade	6	9	15	374	17	290	-	-	-	-	-	-	-	-	-	-	-	-	-	-	-	-	-	-	-	-	-	-	-	All grades	6	137	55	3,754	16,029	157,669	462,976	220,706	13,122	4,063	1,317	780	386	615	871,587	100.0														All grades	Percent	Percent	Percent	Percent	Percent	Percent	Percent	Percent	Percent	Percent	Percent	Percent	Percent	Percent	Percent	Percent	Percent	Percent	Percent	Percent	Percent	Percent	Percent	Percent	Percent	Percent	Percent	Percent	Percent		0.4	1.8	18.1	62.0	25.3	1.6	0.2	0.1	0.1	0.6	0.2	0.1	0.1	0.1	100.0																																																																																																																																																																																																		
7-L.M.	-	-	-	-	-	-	45	862	2,873	17,072	9,424	869	25	25	9	9	25	9	9	25	9	9	25	9	9	25	9	9	25	8-S.O.	-	-	-	-	-	-	33	794	528	2,068	460	19	19	19	19	19	19	19	19	19	19	19	19	19	19	19	19	19	19	9-G.O.	-	-	-	-	-	-	-	-	-	-	-	-	-	-	-	-	-	-	-	-	-	-	-	-	-	-	-	-	-	-	Total.	-	-	128	40	5,009	15,209	147,837	439,656	217,987	13,026	4,019	1,317	780	386	615	844,169	96.9													Spotted:																															3-G.M.	-	-	-	-	-	-	-	-	95	231	147	147	32	18	32	18	32	18	32	18	32	18	32	18	32	18	32	18	32	4-S.M.	-	-	-	-	-	-	38	775	2,683	872	910	48	16	16	16	16	16	16	16	16	16	16	16	16	16	16	16	16	16	5-M.	-	-	-	-	-	-	27	117	2,315	4,092	270	16	16	16	16	16	16	16	16	16	16	16	16	16	16	16	16	16	16	6-S.L.M.	-	-	-	-	-	-	56	260	1,686	1,686	16	16	16	16	16	16	16	16	16	16	16	16	16	16	16	16	16	16	16	7-L.M.	-	-	-	-	-	-	93	117	777	663	16	16	16	16	16	16	16	16	16	16	16	16	16	16	16	16	16	16	16	Total.	-	-	-	-	199	508	5,865	9,326	2,216	96	34	34	34	34	34	34	34	34	34	34	34	34	34	34	34	34	34	34	34	Tinged:																															3-G.M.	-	-	-	-	-	-	-	-	-	23	23	23	23	23	23	23	23	23	23	23	23	23	23	23	23	23	23	23	23	4-S.M.	-	-	-	-	-	-	10	49	32	49	32	32	32	32	32	32	32	32	32	32	32	32	32	32	32	32	32	32	32	5-M.	-	-	-	-	-	-	-	-	27	8	8	8	8	8	8	8	8	8	8	8	8	8	8	8	8	8	8	8	8	6-S.L.M.	-	-	-	-	-	-	-	-	5	36	36	36	36	36	36	36	36	36	36	36	36	36	36	36	36	36	36	36	36	7-L.M.	-	-	-	-	-	-	-	-	-	-	-	-	-	-	-	-	-	-	-	-	-	-	-	-	-	-	-	-	-	Total.	-	-	-	-	10	6	120	116	-	-	-	-	-	-	-	-	-	-	-	-	-	-	-	-	-	-	-	-	-	Gray:																															3-G.M.	-	-	-	-	-	-	-	-	-	-	-	-	-	-	-	-	-	-	-	-	-	-	-	-	-	-	-	-	-	4-S.M.	-	-	-	-	-	-	33	40	275	676	206	206	206	206	206	206	206	206	206	206	206	206	206	206	206	206	206	206	206	5-M.	-	-	-	-	-	-	29	170	3,267	3,303	298	298	298	298	298	298	298	298	298	298	298	298	298	298	298	298	298	298	298	6-S.L.M.	-	-	-	-	-	-	-	-	-	-	-	-	-	-	-	-	-	-	-	-	-	-	-	-	-	-	-	-	-	Total.	-	-	-	-	62	210	3,667	3,679	604	-	-	-	-	-	-	-	-	-	-	-	-	-	-	-	-	-	-	-	-	Below Grade	6	9	15	374	17	290	-	-	-	-	-	-	-	-	-	-	-	-	-	-	-	-	-	-	-	-	-	-	-	All grades	6	137	55	3,754	16,029	157,669	462,976	220,706	13,122	4,063	1,317	780	386	615	871,587	100.0														All grades	Percent	Percent	Percent	Percent	Percent	Percent	Percent	Percent	Percent	Percent	Percent	Percent	Percent	Percent	Percent	Percent	Percent	Percent	Percent	Percent	Percent	Percent	Percent	Percent	Percent	Percent	Percent	Percent	Percent		0.4	1.8	18.1	62.0	25.3	1.6	0.2	0.1	0.1	0.6	0.2	0.1	0.1	0.1	100.0																																																																																																																																																																																																																																
8-S.O.	-	-	-	-	-	-	33	794	528	2,068	460	19	19	19	19	19	19	19	19	19	19	19	19	19	19	19	19	19	19	9-G.O.	-	-	-	-	-	-	-	-	-	-	-	-	-	-	-	-	-	-	-	-	-	-	-	-	-	-	-	-	-	-	Total.	-	-	128	40	5,009	15,209	147,837	439,656	217,987	13,026	4,019	1,317	780	386	615	844,169	96.9													Spotted:																															3-G.M.	-	-	-	-	-	-	-	-	95	231	147	147	32	18	32	18	32	18	32	18	32	18	32	18	32	18	32	18	32	4-S.M.	-	-	-	-	-	-	38	775	2,683	872	910	48	16	16	16	16	16	16	16	16	16	16	16	16	16	16	16	16	16	5-M.	-	-	-	-	-	-	27	117	2,315	4,092	270	16	16	16	16	16	16	16	16	16	16	16	16	16	16	16	16	16	16	6-S.L.M.	-	-	-	-	-	-	56	260	1,686	1,686	16	16	16	16	16	16	16	16	16	16	16	16	16	16	16	16	16	16	16	7-L.M.	-	-	-	-	-	-	93	117	777	663	16	16	16	16	16	16	16	16	16	16	16	16	16	16	16	16	16	16	16	Total.	-	-	-	-	199	508	5,865	9,326	2,216	96	34	34	34	34	34	34	34	34	34	34	34	34	34	34	34	34	34	34	34	Tinged:																															3-G.M.	-	-	-	-	-	-	-	-	-	23	23	23	23	23	23	23	23	23	23	23	23	23	23	23	23	23	23	23	23	4-S.M.	-	-	-	-	-	-	10	49	32	49	32	32	32	32	32	32	32	32	32	32	32	32	32	32	32	32	32	32	32	5-M.	-	-	-	-	-	-	-	-	27	8	8	8	8	8	8	8	8	8	8	8	8	8	8	8	8	8	8	8	8	6-S.L.M.	-	-	-	-	-	-	-	-	5	36	36	36	36	36	36	36	36	36	36	36	36	36	36	36	36	36	36	36	36	7-L.M.	-	-	-	-	-	-	-	-	-	-	-	-	-	-	-	-	-	-	-	-	-	-	-	-	-	-	-	-	-	Total.	-	-	-	-	10	6	120	116	-	-	-	-	-	-	-	-	-	-	-	-	-	-	-	-	-	-	-	-	-	Gray:																															3-G.M.	-	-	-	-	-	-	-	-	-	-	-	-	-	-	-	-	-	-	-	-	-	-	-	-	-	-	-	-	-	4-S.M.	-	-	-	-	-	-	33	40	275	676	206	206	206	206	206	206	206	206	206	206	206	206	206	206	206	206	206	206	206	5-M.	-	-	-	-	-	-	29	170	3,267	3,303	298	298	298	298	298	298	298	298	298	298	298	298	298	298	298	298	298	298	298	6-S.L.M.	-	-	-	-	-	-	-	-	-	-	-	-	-	-	-	-	-	-	-	-	-	-	-	-	-	-	-	-	-	Total.	-	-	-	-	62	210	3,667	3,679	604	-	-	-	-	-	-	-	-	-	-	-	-	-	-	-	-	-	-	-	-	Below Grade	6	9	15	374	17	290	-	-	-	-	-	-	-	-	-	-	-	-	-	-	-	-	-	-	-	-	-	-	-	All grades	6	137	55	3,754	16,029	157,669	462,976	220,706	13,122	4,063	1,317	780	386	615	871,587	100.0														All grades	Percent	Percent	Percent	Percent	Percent	Percent	Percent	Percent	Percent	Percent	Percent	Percent	Percent	Percent	Percent	Percent	Percent	Percent	Percent	Percent	Percent	Percent	Percent	Percent	Percent	Percent	Percent	Percent	Percent		0.4	1.8	18.1	62.0	25.3	1.6	0.2	0.1	0.1	0.6	0.2	0.1	0.1	0.1	100.0																																																																																																																																																																																																																																																														
9-G.O.	-	-	-	-	-	-	-	-	-	-	-	-	-	-	-	-	-	-	-	-	-	-	-	-	-	-	-	-	-	-	Total.	-	-	128	40	5,009	15,209	147,837	439,656	217,987	13,026	4,019	1,317	780	386	615	844,169	96.9													Spotted:																															3-G.M.	-	-	-	-	-	-	-	-	95	231	147	147	32	18	32	18	32	18	32	18	32	18	32	18	32	18	32	18	32	4-S.M.	-	-	-	-	-	-	38	775	2,683	872	910	48	16	16	16	16	16	16	16	16	16	16	16	16	16	16	16	16	16	5-M.	-	-	-	-	-	-	27	117	2,315	4,092	270	16	16	16	16	16	16	16	16	16	16	16	16	16	16	16	16	16	16	6-S.L.M.	-	-	-	-	-	-	56	260	1,686	1,686	16	16	16	16	16	16	16	16	16	16	16	16	16	16	16	16	16	16	16	7-L.M.	-	-	-	-	-	-	93	117	777	663	16	16	16	16	16	16	16	16	16	16	16	16	16	16	16	16	16	16	16	Total.	-	-	-	-	199	508	5,865	9,326	2,216	96	34	34	34	34	34	34	34	34	34	34	34	34	34	34	34	34	34	34	34	Tinged:																															3-G.M.	-	-	-	-	-	-	-	-	-	23	23	23	23	23	23	23	23	23	23	23	23	23	23	23	23	23	23	23	23	4-S.M.	-	-	-	-	-	-	10	49	32	49	32	32	32	32	32	32	32	32	32	32	32	32	32	32	32	32	32	32	32	5-M.	-	-	-	-	-	-	-	-	27	8	8	8	8	8	8	8	8	8	8	8	8	8	8	8	8	8	8	8	8	6-S.L.M.	-	-	-	-	-	-	-	-	5	36	36	36	36	36	36	36	36	36	36	36	36	36	36	36	36	36	36	36	36	7-L.M.	-	-	-	-	-	-	-	-	-	-	-	-	-	-	-	-	-	-	-	-	-	-	-	-	-	-	-	-	-	Total.	-	-	-	-	10	6	120	116	-	-	-	-	-	-	-	-	-	-	-	-	-	-	-	-	-	-	-	-	-	Gray:																															3-G.M.	-	-	-	-	-	-	-	-	-	-	-	-	-	-	-	-	-	-	-	-	-	-	-	-	-	-	-	-	-	4-S.M.	-	-	-	-	-	-	33	40	275	676	206	206	206	206	206	206	206	206	206	206	206	206	206	206	206	206	206	206	206	5-M.	-	-	-	-	-	-	29	170	3,267	3,303	298	298	298	298	298	298	298	298	298	298	298	298	298	298	298	298	298	298	298	6-S.L.M.	-	-	-	-	-	-	-	-	-	-	-	-	-	-	-	-	-	-	-	-	-	-	-	-	-	-	-	-	-	Total.	-	-	-	-	62	210	3,667	3,679	604	-	-	-	-	-	-	-	-	-	-	-	-	-	-	-	-	-	-	-	-	Below Grade	6	9	15	374	17	290	-	-	-	-	-	-	-	-	-	-	-	-	-	-	-	-	-	-	-	-	-	-	-	All grades	6	137	55	3,754	16,029	157,669	462,976	220,706	13,122	4,063	1,317	780	386	615	871,587	100.0														All grades	Percent	Percent	Percent	Percent	Percent	Percent	Percent	Percent	Percent	Percent	Percent	Percent	Percent	Percent	Percent	Percent	Percent	Percent	Percent	Percent	Percent	Percent	Percent	Percent	Percent	Percent	Percent	Percent	Percent		0.4	1.8	18.1	62.0	25.3	1.6	0.2	0.1	0.1	0.6	0.2	0.1	0.1	0.1	100.0																																																																																																																																																																																																																																																																																												
Total.	-	-	128	40	5,009	15,209	147,837	439,656	217,987	13,026	4,019	1,317	780	386	615	844,169	96.9													Spotted:																															3-G.M.	-	-	-	-	-	-	-	-	95	231	147	147	32	18	32	18	32	18	32	18	32	18	32	18	32	18	32	18	32	4-S.M.	-	-	-	-	-	-	38	775	2,683	872	910	48	16	16	16	16	16	16	16	16	16	16	16	16	16	16	16	16	16	5-M.	-	-	-	-	-	-	27	117	2,315	4,092	270	16	16	16	16	16	16	16	16	16	16	16	16	16	16	16	16	16	16	6-S.L.M.	-	-	-	-	-	-	56	260	1,686	1,686	16	16	16	16	16	16	16	16	16	16	16	16	16	16	16	16	16	16	16	7-L.M.	-	-	-	-	-	-	93	117	777	663	16	16	16	16	16	16	16	16	16	16	16	16	16	16	16	16	16	16	16	Total.	-	-	-	-	199	508	5,865	9,326	2,216	96	34	34	34	34	34	34	34	34	34	34	34	34	34	34	34	34	34	34	34	Tinged:																															3-G.M.	-	-	-	-	-	-	-	-	-	23	23	23	23	23	23	23	23	23	23	23	23	23	23	23	23	23	23	23	23	4-S.M.	-	-	-	-	-	-	10	49	32	49	32	32	32	32	32	32	32	32	32	32	32	32	32	32	32	32	32	32	32	5-M.	-	-	-	-	-	-	-	-	27	8	8	8	8	8	8	8	8	8	8	8	8	8	8	8	8	8	8	8	8	6-S.L.M.	-	-	-	-	-	-	-	-	5	36	36	36	36	36	36	36	36	36	36	36	36	36	36	36	36	36	36	36	36	7-L.M.	-	-	-	-	-	-	-	-	-	-	-	-	-	-	-	-	-	-	-	-	-	-	-	-	-	-	-	-	-	Total.	-	-	-	-	10	6	120	116	-	-	-	-	-	-	-	-	-	-	-	-	-	-	-	-	-	-	-	-	-	Gray:																															3-G.M.	-	-	-	-	-	-	-	-	-	-	-	-	-	-	-	-	-	-	-	-	-	-	-	-	-	-	-	-	-	4-S.M.	-	-	-	-	-	-	33	40	275	676	206	206	206	206	206	206	206	206	206	206	206	206	206	206	206	206	206	206	206	5-M.	-	-	-	-	-	-	29	170	3,267	3,303	298	298	298	298	298	298	298	298	298	298	298	298	298	298	298	298	298	298	298	6-S.L.M.	-	-	-	-	-	-	-	-	-	-	-	-	-	-	-	-	-	-	-	-	-	-	-	-	-	-	-	-	-	Total.	-	-	-	-	62	210	3,667	3,679	604	-	-	-	-	-	-	-	-	-	-	-	-	-	-	-	-	-	-	-	-	Below Grade	6	9	15	374	17	290	-	-	-	-	-	-	-	-	-	-	-	-	-	-	-	-	-	-	-	-	-	-	-	All grades	6	137	55	3,754	16,029	157,669	462,976	220,706	13,122	4,063	1,317	780	386	615	871,587	100.0														All grades	Percent	Percent	Percent	Percent	Percent	Percent	Percent	Percent	Percent	Percent	Percent	Percent	Percent	Percent	Percent	Percent	Percent	Percent	Percent	Percent	Percent	Percent	Percent	Percent	Percent	Percent	Percent	Percent	Percent		0.4	1.8	18.1	62.0	25.3	1.6	0.2	0.1	0.1	0.6	0.2	0.1	0.1	0.1	100.0																																																																																																																																																																																																																																																																																																																											
Spotted:																															3-G.M.	-	-	-	-	-	-	-	-	95	231	147	147	32	18	32	18	32	18	32	18	32	18	32	18	32	18	32	18	32	4-S.M.	-	-	-	-	-	-	38	775	2,683	872	910	48	16	16	16	16	16	16	16	16	16	16	16	16	16	16	16	16	16	5-M.	-	-	-	-	-	-	27	117	2,315	4,092	270	16	16	16	16	16	16	16	16	16	16	16	16	16	16	16	16	16	16	6-S.L.M.	-	-	-	-	-	-	56	260	1,686	1,686	16	16	16	16	16	16	16	16	16	16	16	16	16	16	16	16	16	16	16	7-L.M.	-	-	-	-	-	-	93	117	777	663	16	16	16	16	16	16	16	16	16	16	16	16	16	16	16	16	16	16	16	Total.	-	-	-	-	199	508	5,865	9,326	2,216	96	34	34	34	34	34	34	34	34	34	34	34	34	34	34	34	34	34	34	34	Tinged:																															3-G.M.	-	-	-	-	-	-	-	-	-	23	23	23	23	23	23	23	23	23	23	23	23	23	23	23	23	23	23	23	23	4-S.M.	-	-	-	-	-	-	10	49	32	49	32	32	32	32	32	32	32	32	32	32	32	32	32	32	32	32	32	32	32	5-M.	-	-	-	-	-	-	-	-	27	8	8	8	8	8	8	8	8	8	8	8	8	8	8	8	8	8	8	8	8	6-S.L.M.	-	-	-	-	-	-	-	-	5	36	36	36	36	36	36	36	36	36	36	36	36	36	36	36	36	36	36	36	36	7-L.M.	-	-	-	-	-	-	-	-	-	-	-	-	-	-	-	-	-	-	-	-	-	-	-	-	-	-	-	-	-	Total.	-	-	-	-	10	6	120	116	-	-	-	-	-	-	-	-	-	-	-	-	-	-	-	-	-	-	-	-	-	Gray:																															3-G.M.	-	-	-	-	-	-	-	-	-	-	-	-	-	-	-	-	-	-	-	-	-	-	-	-	-	-	-	-	-	4-S.M.	-	-	-	-	-	-	33	40	275	676	206	206	206	206	206	206	206	206	206	206	206	206	206	206	206	206	206	206	206	5-M.	-	-	-	-	-	-	29	170	3,267	3,303	298	298	298	298	298	298	298	298	298	298	298	298	298	298	298	298	298	298	298	6-S.L.M.	-	-	-	-	-	-	-	-	-	-	-	-	-	-	-	-	-	-	-	-	-	-	-	-	-	-	-	-	-	Total.	-	-	-	-	62	210	3,667	3,679	604	-	-	-	-	-	-	-	-	-	-	-	-	-	-	-	-	-	-	-	-	Below Grade	6	9	15	374	17	290	-	-	-	-	-	-	-	-	-	-	-	-	-	-	-	-	-	-	-	-	-	-	-	All grades	6	137	55	3,754	16,029	157,669	462,976	220,706	13,122	4,063	1,317	780	386	615	871,587	100.0														All grades	Percent	Percent	Percent	Percent	Percent	Percent	Percent	Percent	Percent	Percent	Percent	Percent	Percent	Percent	Percent	Percent	Percent	Percent	Percent	Percent	Percent	Percent	Percent	Percent	Percent	Percent	Percent	Percent	Percent		0.4	1.8	18.1	62.0	25.3	1.6	0.2	0.1	0.1	0.6	0.2	0.1	0.1	0.1	100.0																																																																																																																																																																																																																																																																																																																																																									
3-G.M.	-	-	-	-	-	-	-	-	95	231	147	147	32	18	32	18	32	18	32	18	32	18	32	18	32	18	32	18	32	4-S.M.	-	-	-	-	-	-	38	775	2,683	872	910	48	16	16	16	16	16	16	16	16	16	16	16	16	16	16	16	16	16	5-M.	-	-	-	-	-	-	27	117	2,315	4,092	270	16	16	16	16	16	16	16	16	16	16	16	16	16	16	16	16	16	16	6-S.L.M.	-	-	-	-	-	-	56	260	1,686	1,686	16	16	16	16	16	16	16	16	16	16	16	16	16	16	16	16	16	16	16	7-L.M.	-	-	-	-	-	-	93	117	777	663	16	16	16	16	16	16	16	16	16	16	16	16	16	16	16	16	16	16	16	Total.	-	-	-	-	199	508	5,865	9,326	2,216	96	34	34	34	34	34	34	34	34	34	34	34	34	34	34	34	34	34	34	34	Tinged:																															3-G.M.	-	-	-	-	-	-	-	-	-	23	23	23	23	23	23	23	23	23	23	23	23	23	23	23	23	23	23	23	23	4-S.M.	-	-	-	-	-	-	10	49	32	49	32	32	32	32	32	32	32	32	32	32	32	32	32	32	32	32	32	32	32	5-M.	-	-	-	-	-	-	-	-	27	8	8	8	8	8	8	8	8	8	8	8	8	8	8	8	8	8	8	8	8	6-S.L.M.	-	-	-	-	-	-	-	-	5	36	36	36	36	36	36	36	36	36	36	36	36	36	36	36	36	36	36	36	36	7-L.M.	-	-	-	-	-	-	-	-	-	-	-	-	-	-	-	-	-	-	-	-	-	-	-	-	-	-	-	-	-	Total.	-	-	-	-	10	6	120	116	-	-	-	-	-	-	-	-	-	-	-	-	-	-	-	-	-	-	-	-	-	Gray:																															3-G.M.	-	-	-	-	-	-	-	-	-	-	-	-	-	-	-	-	-	-	-	-	-	-	-	-	-	-	-	-	-	4-S.M.	-	-	-	-	-	-	33	40	275	676	206	206	206	206	206	206	206	206	206	206	206	206	206	206	206	206	206	206	206	5-M.	-	-	-	-	-	-	29	170	3,267	3,303	298	298	298	298	298	298	298	298	298	298	298	298	298	298	298	298	298	298	298	6-S.L.M.	-	-	-	-	-	-	-	-	-	-	-	-	-	-	-	-	-	-	-	-	-	-	-	-	-	-	-	-	-	Total.	-	-	-	-	62	210	3,667	3,679	604	-	-	-	-	-	-	-	-	-	-	-	-	-	-	-	-	-	-	-	-	Below Grade	6	9	15	374	17	290	-	-	-	-	-	-	-	-	-	-	-	-	-	-	-	-	-	-	-	-	-	-	-	All grades	6	137	55	3,754	16,029	157,669	462,976	220,706	13,122	4,063	1,317	780	386	615	871,587	100.0														All grades	Percent	Percent	Percent	Percent	Percent	Percent	Percent	Percent	Percent	Percent	Percent	Percent	Percent	Percent	Percent	Percent	Percent	Percent	Percent	Percent	Percent	Percent	Percent	Percent	Percent	Percent	Percent	Percent	Percent		0.4	1.8	18.1	62.0	25.3	1.6	0.2	0.1	0.1	0.6	0.2	0.1	0.1	0.1	100.0																																																																																																																																																																																																																																																																																																																																																																																								
4-S.M.	-	-	-	-	-	-	38	775	2,683	872	910	48	16	16	16	16	16	16	16	16	16	16	16	16	16	16	16	16	16	5-M.	-	-	-	-	-	-	27	117	2,315	4,092	270	16	16	16	16	16	16	16	16	16	16	16	16	16	16	16	16	16	16	6-S.L.M.	-	-	-	-	-	-	56	260	1,686	1,686	16	16	16	16	16	16	16	16	16	16	16	16	16	16	16	16	16	16	16	7-L.M.	-	-	-	-	-	-	93	117	777	663	16	16	16	16	16	16	16	16	16	16	16	16	16	16	16	16	16	16	16	Total.	-	-	-	-	199	508	5,865	9,326	2,216	96	34	34	34	34	34	34	34	34	34	34	34	34	34	34	34	34	34	34	34	Tinged:																															3-G.M.	-	-	-	-	-	-	-	-	-	23	23	23	23	23	23	23	23	23	23	23	23	23	23	23	23	23	23	23	23	4-S.M.	-	-	-	-	-	-	10	49	32	49	32	32	32	32	32	32	32	32	32	32	32	32	32	32	32	32	32	32	32	5-M.	-	-	-	-	-	-	-	-	27	8	8	8	8	8	8	8	8	8	8	8	8	8	8	8	8	8	8	8	8	6-S.L.M.	-	-	-	-	-	-	-	-	5	36	36	36	36	36	36	36	36	36	36	36	36	36	36	36	36	36	36	36	36	7-L.M.	-	-	-	-	-	-	-	-	-	-	-	-	-	-	-	-	-	-	-	-	-	-	-	-	-	-	-	-	-	Total.	-	-	-	-	10	6	120	116	-	-	-	-	-	-	-	-	-	-	-	-	-	-	-	-	-	-	-	-	-	Gray:																															3-G.M.	-	-	-	-	-	-	-	-	-	-	-	-	-	-	-	-	-	-	-	-	-	-	-	-	-	-	-	-	-	4-S.M.	-	-	-	-	-	-	33	40	275	676	206	206	206	206	206	206	206	206	206	206	206	206	206	206	206	206	206	206	206	5-M.	-	-	-	-	-	-	29	170	3,267	3,303	298	298	298	298	298	298	298	298	298	298	298	298	298	298	298	298	298	298	298	6-S.L.M.	-	-	-	-	-	-	-	-	-	-	-	-	-	-	-	-	-	-	-	-	-	-	-	-	-	-	-	-	-	Total.	-	-	-	-	62	210	3,667	3,679	604	-	-	-	-	-	-	-	-	-	-	-	-	-	-	-	-	-	-	-	-	Below Grade	6	9	15	374	17	290	-	-	-	-	-	-	-	-	-	-	-	-	-	-	-	-	-	-	-	-	-	-	-	All grades	6	137	55	3,754	16,029	157,669	462,976	220,706	13,122	4,063	1,317	780	386	615	871,587	100.0														All grades	Percent	Percent	Percent	Percent	Percent	Percent	Percent	Percent	Percent	Percent	Percent	Percent	Percent	Percent	Percent	Percent	Percent	Percent	Percent	Percent	Percent	Percent	Percent	Percent	Percent	Percent	Percent	Percent	Percent		0.4	1.8	18.1	62.0	25.3	1.6	0.2	0.1	0.1	0.6	0.2	0.1	0.1	0.1	100.0																																																																																																																																																																																																																																																																																																																																																																																																																						
5-M.	-	-	-	-	-	-	27	117	2,315	4,092	270	16	16	16	16	16	16	16	16	16	16	16	16	16	16	16	16	16	16	6-S.L.M.	-	-	-	-	-	-	56	260	1,686	1,686	16	16	16	16	16	16	16	16	16	16	16	16	16	16	16	16	16	16	16	7-L.M.	-	-	-	-	-	-	93	117	777	663	16	16	16	16	16	16	16	16	16	16	16	16	16	16	16	16	16	16	16	Total.	-	-	-	-	199	508	5,865	9,326	2,216	96	34	34	34	34	34	34	34	34	34	34	34	34	34	34	34	34	34	34	34	Tinged:																															3-G.M.	-	-	-	-	-	-	-	-	-	23	23	23	23	23	23	23	23	23	23	23	23	23	23	23	23	23	23	23	23	4-S.M.	-	-	-	-	-	-	10	49	32	49	32	32	32	32	32	32	32	32	32	32	32	32	32	32	32	32	32	32	32	5-M.	-	-	-	-	-	-	-	-	27	8	8	8	8	8	8	8	8	8	8	8	8	8	8	8	8	8	8	8	8	6-S.L.M.	-	-	-	-	-	-	-	-	5	36	36	36	36	36	36	36	36	36	36	36	36	36	36	36	36	36	36	36	36	7-L.M.	-	-	-	-	-	-	-	-	-	-	-	-	-	-	-	-	-	-	-	-	-	-	-	-	-	-	-	-	-	Total.	-	-	-	-	10	6	120	116	-	-	-	-	-	-	-	-	-	-	-	-	-	-	-	-	-	-	-	-	-	Gray:																															3-G.M.	-	-	-	-	-	-	-	-	-	-	-	-	-	-	-	-	-	-	-	-	-	-	-	-	-	-	-	-	-	4-S.M.	-	-	-	-	-	-	33	40	275	676	206	206	206	206	206	206	206	206	206	206	206	206	206	206	206	206	206	206	206	5-M.	-	-	-	-	-	-	29	170	3,267	3,303	298	298	298	298	298	298	298	298	298	298	298	298	298	298	298	298	298	298	298	6-S.L.M.	-	-	-	-	-	-	-	-	-	-	-	-	-	-	-	-	-	-	-	-	-	-	-	-	-	-	-	-	-	Total.	-	-	-	-	62	210	3,667	3,679	604	-	-	-	-	-	-	-	-	-	-	-	-	-	-	-	-	-	-	-	-	Below Grade	6	9	15	374	17	290	-	-	-	-	-	-	-	-	-	-	-	-	-	-	-	-	-	-	-	-	-	-	-	All grades	6	137	55	3,754	16,029	157,669	462,976	220,706	13,122	4,063	1,317	780	386	615	871,587	100.0														All grades	Percent	Percent	Percent	Percent	Percent	Percent	Percent	Percent	Percent	Percent	Percent	Percent	Percent	Percent	Percent	Percent	Percent	Percent	Percent	Percent	Percent	Percent	Percent	Percent	Percent	Percent	Percent	Percent	Percent		0.4	1.8	18.1	62.0	25.3	1.6	0.2	0.1	0.1	0.6	0.2	0.1	0.1	0.1	100.0																																																																																																																																																																																																																																																																																																																																																																																																																																																				
6-S.L.M.	-	-	-	-	-	-	56	260	1,686	1,686	16	16	16	16	16	16	16	16	16	16	16	16	16	16	16	16	16	16	16	7-L.M.	-	-	-	-	-	-	93	117	777	663	16	16	16	16	16	16	16	16	16	16	16	16	16	16	16	16	16	16	16	Total.	-	-	-	-	199	508	5,865	9,326	2,216	96	34	34	34	34	34	34	34	34	34	34	34	34	34	34	34	34	34	34	34	Tinged:																															3-G.M.	-	-	-	-	-	-	-	-	-	23	23	23	23	23	23	23	23	23	23	23	23	23	23	23	23	23	23	23	23	4-S.M.	-	-	-	-	-	-	10	49	32	49	32	32	32	32	32	32	32	32	32	32	32	32	32	32	32	32	32	32	32	5-M.	-	-	-	-	-	-	-	-	27	8	8	8	8	8	8	8	8	8	8	8	8	8	8	8	8	8	8	8	8	6-S.L.M.	-	-	-	-	-	-	-	-	5	36	36	36	36	36	36	36	36	36	36	36	36	36	36	36	36	36	36	36	36	7-L.M.	-	-	-	-	-	-	-	-	-	-	-	-	-	-	-	-	-	-	-	-	-	-	-	-	-	-	-	-	-	Total.	-	-	-	-	10	6	120	116	-	-	-	-	-	-	-	-	-	-	-	-	-	-	-	-	-	-	-	-	-	Gray:																															3-G.M.	-	-	-	-	-	-	-	-	-	-	-	-	-	-	-	-	-	-	-	-	-	-	-	-	-	-	-	-	-	4-S.M.	-	-	-	-	-	-	33	40	275	676	206	206	206	206	206	206	206	206	206	206	206	206	206	206	206	206	206	206	206	5-M.	-	-	-	-	-	-	29	170	3,267	3,303	298	298	298	298	298	298	298	298	298	298	298	298	298	298	298	298	298	298	298	6-S.L.M.	-	-	-	-	-	-	-	-	-	-	-	-	-	-	-	-	-	-	-	-	-	-	-	-	-	-	-	-	-	Total.	-	-	-	-	62	210	3,667	3,679	604	-	-	-	-	-	-	-	-	-	-	-	-	-	-	-	-	-	-	-	-	Below Grade	6	9	15	374	17	290	-	-	-	-	-	-	-	-	-	-	-	-	-	-	-	-	-	-	-	-	-	-	-	All grades	6	137	55	3,754	16,029	157,669	462,976	220,706	13,122	4,063	1,317	780	386	615	871,587	100.0														All grades	Percent	Percent	Percent	Percent	Percent	Percent	Percent	Percent	Percent	Percent	Percent	Percent	Percent	Percent	Percent	Percent	Percent	Percent	Percent	Percent	Percent	Percent	Percent	Percent	Percent	Percent	Percent	Percent	Percent		0.4	1.8	18.1	62.0	25.3	1.6	0.2	0.1	0.1	0.6	0.2	0.1	0.1	0.1	100.0																																																																																																																																																																																																																																																																																																																																																																																																																																																																																		
7-L.M.	-	-	-	-	-	-	93	117	777	663	16	16	16	16	16	16	16	16	16	16	16	16	16	16	16	16	16	16	16	Total.	-	-	-	-	199	508	5,865	9,326	2,216	96	34	34	34	34	34	34	34	34	34	34	34	34	34	34	34	34	34	34	34	Tinged:																															3-G.M.	-	-	-	-	-	-	-	-	-	23	23	23	23	23	23	23	23	23	23	23	23	23	23	23	23	23	23	23	23	4-S.M.	-	-	-	-	-	-	10	49	32	49	32	32	32	32	32	32	32	32	32	32	32	32	32	32	32	32	32	32	32	5-M.	-	-	-	-	-	-	-	-	27	8	8	8	8	8	8	8	8	8	8	8	8	8	8	8	8	8	8	8	8	6-S.L.M.	-	-	-	-	-	-	-	-	5	36	36	36	36	36	36	36	36	36	36	36	36	36	36	36	36	36	36	36	36	7-L.M.	-	-	-	-	-	-	-	-	-	-	-	-	-	-	-	-	-	-	-	-	-	-	-	-	-	-	-	-	-	Total.	-	-	-	-	10	6	120	116	-	-	-	-	-	-	-	-	-	-	-	-	-	-	-	-	-	-	-	-	-	Gray:																															3-G.M.	-	-	-	-	-	-	-	-	-	-	-	-	-	-	-	-	-	-	-	-	-	-	-	-	-	-	-	-	-	4-S.M.	-	-	-	-	-	-	33	40	275	676	206	206	206	206	206	206	206	206	206	206	206	206	206	206	206	206	206	206	206	5-M.	-	-	-	-	-	-	29	170	3,267	3,303	298	298	298	298	298	298	298	298	298	298	298	298	298	298	298	298	298	298	298	6-S.L.M.	-	-	-	-	-	-	-	-	-	-	-	-	-	-	-	-	-	-	-	-	-	-	-	-	-	-	-	-	-	Total.	-	-	-	-	62	210	3,667	3,679	604	-	-	-	-	-	-	-	-	-	-	-	-	-	-	-	-	-	-	-	-	Below Grade	6	9	15	374	17	290	-	-	-	-	-	-	-	-	-	-	-	-	-	-	-	-	-	-	-	-	-	-	-	All grades	6	137	55	3,754	16,029	157,669	462,976	220,706	13,122	4,063	1,317	780	386	615	871,587	100.0														All grades	Percent	Percent	Percent	Percent	Percent	Percent	Percent	Percent	Percent	Percent	Percent	Percent	Percent	Percent	Percent	Percent	Percent	Percent	Percent	Percent	Percent	Percent	Percent	Percent	Percent	Percent	Percent	Percent	Percent		0.4	1.8	18.1	62.0	25.3	1.6	0.2	0.1	0.1	0.6	0.2	0.1	0.1	0.1	100.0																																																																																																																																																																																																																																																																																																																																																																																																																																																																																																																
Total.	-	-	-	-	199	508	5,865	9,326	2,216	96	34	34	34	34	34	34	34	34	34	34	34	34	34	34	34	34	34	34	34	Tinged:																															3-G.M.	-	-	-	-	-	-	-	-	-	23	23	23	23	23	23	23	23	23	23	23	23	23	23	23	23	23	23	23	23	4-S.M.	-	-	-	-	-	-	10	49	32	49	32	32	32	32	32	32	32	32	32	32	32	32	32	32	32	32	32	32	32	5-M.	-	-	-	-	-	-	-	-	27	8	8	8	8	8	8	8	8	8	8	8	8	8	8	8	8	8	8	8	8	6-S.L.M.	-	-	-	-	-	-	-	-	5	36	36	36	36	36	36	36	36	36	36	36	36	36	36	36	36	36	36	36	36	7-L.M.	-	-	-	-	-	-	-	-	-	-	-	-	-	-	-	-	-	-	-	-	-	-	-	-	-	-	-	-	-	Total.	-	-	-	-	10	6	120	116	-	-	-	-	-	-	-	-	-	-	-	-	-	-	-	-	-	-	-	-	-	Gray:																															3-G.M.	-	-	-	-	-	-	-	-	-	-	-	-	-	-	-	-	-	-	-	-	-	-	-	-	-	-	-	-	-	4-S.M.	-	-	-	-	-	-	33	40	275	676	206	206	206	206	206	206	206	206	206	206	206	206	206	206	206	206	206	206	206	5-M.	-	-	-	-	-	-	29	170	3,267	3,303	298	298	298	298	298	298	298	298	298	298	298	298	298	298	298	298	298	298	298	6-S.L.M.	-	-	-	-	-	-	-	-	-	-	-	-	-	-	-	-	-	-	-	-	-	-	-	-	-	-	-	-	-	Total.	-	-	-	-	62	210	3,667	3,679	604	-	-	-	-	-	-	-	-	-	-	-	-	-	-	-	-	-	-	-	-	Below Grade	6	9	15	374	17	290	-	-	-	-	-	-	-	-	-	-	-	-	-	-	-	-	-	-	-	-	-	-	-	All grades	6	137	55	3,754	16,029	157,669	462,976	220,706	13,122	4,063	1,317	780	386	615	871,587	100.0														All grades	Percent	Percent	Percent	Percent	Percent	Percent	Percent	Percent	Percent	Percent	Percent	Percent	Percent	Percent	Percent	Percent	Percent	Percent	Percent	Percent	Percent	Percent	Percent	Percent	Percent	Percent	Percent	Percent	Percent		0.4	1.8	18.1	62.0	25.3	1.6	0.2	0.1	0.1	0.6	0.2	0.1	0.1	0.1	100.0																																																																																																																																																																																																																																																																																																																																																																																																																																																																																																																																														
Tinged:																															3-G.M.	-	-	-	-	-	-	-	-	-	23	23	23	23	23	23	23	23	23	23	23	23	23	23	23	23	23	23	23	23	4-S.M.	-	-	-	-	-	-	10	49	32	49	32	32	32	32	32	32	32	32	32	32	32	32	32	32	32	32	32	32	32	5-M.	-	-	-	-	-	-	-	-	27	8	8	8	8	8	8	8	8	8	8	8	8	8	8	8	8	8	8	8	8	6-S.L.M.	-	-	-	-	-	-	-	-	5	36	36	36	36	36	36	36	36	36	36	36	36	36	36	36	36	36	36	36	36	7-L.M.	-	-	-	-	-	-	-	-	-	-	-	-	-	-	-	-	-	-	-	-	-	-	-	-	-	-	-	-	-	Total.	-	-	-	-	10	6	120	116	-	-	-	-	-	-	-	-	-	-	-	-	-	-	-	-	-	-	-	-	-	Gray:																															3-G.M.	-	-	-	-	-	-	-	-	-	-	-	-	-	-	-	-	-	-	-	-	-	-	-	-	-	-	-	-	-	4-S.M.	-	-	-	-	-	-	33	40	275	676	206	206	206	206	206	206	206	206	206	206	206	206	206	206	206	206	206	206	206	5-M.	-	-	-	-	-	-	29	170	3,267	3,303	298	298	298	298	298	298	298	298	298	298	298	298	298	298	298	298	298	298	298	6-S.L.M.	-	-	-	-	-	-	-	-	-	-	-	-	-	-	-	-	-	-	-	-	-	-	-	-	-	-	-	-	-	Total.	-	-	-	-	62	210	3,667	3,679	604	-	-	-	-	-	-	-	-	-	-	-	-	-	-	-	-	-	-	-	-	Below Grade	6	9	15	374	17	290	-	-	-	-	-	-	-	-	-	-	-	-	-	-	-	-	-	-	-	-	-	-	-	All grades	6	137	55	3,754	16,029	157,669	462,976	220,706	13,122	4,063	1,317	780	386	615	871,587	100.0														All grades	Percent	Percent	Percent	Percent	Percent	Percent	Percent	Percent	Percent	Percent	Percent	Percent	Percent	Percent	Percent	Percent	Percent	Percent	Percent	Percent	Percent	Percent	Percent	Percent	Percent	Percent	Percent	Percent	Percent		0.4	1.8	18.1	62.0	25.3	1.6	0.2	0.1	0.1	0.6	0.2	0.1	0.1	0.1	100.0																																																																																																																																																																																																																																																																																																																																																																																																																																																																																																																																																																												
3-G.M.	-	-	-	-	-	-	-	-	-	23	23	23	23	23	23	23	23	23	23	23	23	23	23	23	23	23	23	23	23	4-S.M.	-	-	-	-	-	-	10	49	32	49	32	32	32	32	32	32	32	32	32	32	32	32	32	32	32	32	32	32	32	5-M.	-	-	-	-	-	-	-	-	27	8	8	8	8	8	8	8	8	8	8	8	8	8	8	8	8	8	8	8	8	6-S.L.M.	-	-	-	-	-	-	-	-	5	36	36	36	36	36	36	36	36	36	36	36	36	36	36	36	36	36	36	36	36	7-L.M.	-	-	-	-	-	-	-	-	-	-	-	-	-	-	-	-	-	-	-	-	-	-	-	-	-	-	-	-	-	Total.	-	-	-	-	10	6	120	116	-	-	-	-	-	-	-	-	-	-	-	-	-	-	-	-	-	-	-	-	-	Gray:																															3-G.M.	-	-	-	-	-	-	-	-	-	-	-	-	-	-	-	-	-	-	-	-	-	-	-	-	-	-	-	-	-	4-S.M.	-	-	-	-	-	-	33	40	275	676	206	206	206	206	206	206	206	206	206	206	206	206	206	206	206	206	206	206	206	5-M.	-	-	-	-	-	-	29	170	3,267	3,303	298	298	298	298	298	298	298	298	298	298	298	298	298	298	298	298	298	298	298	6-S.L.M.	-	-	-	-	-	-	-	-	-	-	-	-	-	-	-	-	-	-	-	-	-	-	-	-	-	-	-	-	-	Total.	-	-	-	-	62	210	3,667	3,679	604	-	-	-	-	-	-	-	-	-	-	-	-	-	-	-	-	-	-	-	-	Below Grade	6	9	15	374	17	290	-	-	-	-	-	-	-	-	-	-	-	-	-	-	-	-	-	-	-	-	-	-	-	All grades	6	137	55	3,754	16,029	157,669	462,976	220,706	13,122	4,063	1,317	780	386	615	871,587	100.0														All grades	Percent	Percent	Percent	Percent	Percent	Percent	Percent	Percent	Percent	Percent	Percent	Percent	Percent	Percent	Percent	Percent	Percent	Percent	Percent	Percent	Percent	Percent	Percent	Percent	Percent	Percent	Percent	Percent	Percent		0.4	1.8	18.1	62.0	25.3	1.6	0.2	0.1	0.1	0.6	0.2	0.1	0.1	0.1	100.0																																																																																																																																																																																																																																																																																																																																																																																																																																																																																																																																																																																																											
4-S.M.	-	-	-	-	-	-	10	49	32	49	32	32	32	32	32	32	32	32	32	32	32	32	32	32	32	32	32	32	32	5-M.	-	-	-	-	-	-	-	-	27	8	8	8	8	8	8	8	8	8	8	8	8	8	8	8	8	8	8	8	8	6-S.L.M.	-	-	-	-	-	-	-	-	5	36	36	36	36	36	36	36	36	36	36	36	36	36	36	36	36	36	36	36	36	7-L.M.	-	-	-	-	-	-	-	-	-	-	-	-	-	-	-	-	-	-	-	-	-	-	-	-	-	-	-	-	-	Total.	-	-	-	-	10	6	120	116	-	-	-	-	-	-	-	-	-	-	-	-	-	-	-	-	-	-	-	-	-	Gray:																															3-G.M.	-	-	-	-	-	-	-	-	-	-	-	-	-	-	-	-	-	-	-	-	-	-	-	-	-	-	-	-	-	4-S.M.	-	-	-	-	-	-	33	40	275	676	206	206	206	206	206	206	206	206	206	206	206	206	206	206	206	206	206	206	206	5-M.	-	-	-	-	-	-	29	170	3,267	3,303	298	298	298	298	298	298	298	298	298	298	298	298	298	298	298	298	298	298	298	6-S.L.M.	-	-	-	-	-	-	-	-	-	-	-	-	-	-	-	-	-	-	-	-	-	-	-	-	-	-	-	-	-	Total.	-	-	-	-	62	210	3,667	3,679	604	-	-	-	-	-	-	-	-	-	-	-	-	-	-	-	-	-	-	-	-	Below Grade	6	9	15	374	17	290	-	-	-	-	-	-	-	-	-	-	-	-	-	-	-	-	-	-	-	-	-	-	-	All grades	6	137	55	3,754	16,029	157,669	462,976	220,706	13,122	4,063	1,317	780	386	615	871,587	100.0														All grades	Percent	Percent	Percent	Percent	Percent	Percent	Percent	Percent	Percent	Percent	Percent	Percent	Percent	Percent	Percent	Percent	Percent	Percent	Percent	Percent	Percent	Percent	Percent	Percent	Percent	Percent	Percent	Percent	Percent		0.4	1.8	18.1	62.0	25.3	1.6	0.2	0.1	0.1	0.6	0.2	0.1	0.1	0.1	100.0																																																																																																																																																																																																																																																																																																																																																																																																																																																																																																																																																																																																																																									
5-M.	-	-	-	-	-	-	-	-	27	8	8	8	8	8	8	8	8	8	8	8	8	8	8	8	8	8	8	8	8	6-S.L.M.	-	-	-	-	-	-	-	-	5	36	36	36	36	36	36	36	36	36	36	36	36	36	36	36	36	36	36	36	36	7-L.M.	-	-	-	-	-	-	-	-	-	-	-	-	-	-	-	-	-	-	-	-	-	-	-	-	-	-	-	-	-	Total.	-	-	-	-	10	6	120	116	-	-	-	-	-	-	-	-	-	-	-	-	-	-	-	-	-	-	-	-	-	Gray:																															3-G.M.	-	-	-	-	-	-	-	-	-	-	-	-	-	-	-	-	-	-	-	-	-	-	-	-	-	-	-	-	-	4-S.M.	-	-	-	-	-	-	33	40	275	676	206	206	206	206	206	206	206	206	206	206	206	206	206	206	206	206	206	206	206	5-M.	-	-	-	-	-	-	29	170	3,267	3,303	298	298	298	298	298	298	298	298	298	298	298	298	298	298	298	298	298	298	298	6-S.L.M.	-	-	-	-	-	-	-	-	-	-	-	-	-	-	-	-	-	-	-	-	-	-	-	-	-	-	-	-	-	Total.	-	-	-	-	62	210	3,667	3,679	604	-	-	-	-	-	-	-	-	-	-	-	-	-	-	-	-	-	-	-	-	Below Grade	6	9	15	374	17	290	-	-	-	-	-	-	-	-	-	-	-	-	-	-	-	-	-	-	-	-	-	-	-	All grades	6	137	55	3,754	16,029	157,669	462,976	220,706	13,122	4,063	1,317	780	386	615	871,587	100.0														All grades	Percent	Percent	Percent	Percent	Percent	Percent	Percent	Percent	Percent	Percent	Percent	Percent	Percent	Percent	Percent	Percent	Percent	Percent	Percent	Percent	Percent	Percent	Percent	Percent	Percent	Percent	Percent	Percent	Percent		0.4	1.8	18.1	62.0	25.3	1.6	0.2	0.1	0.1	0.6	0.2	0.1	0.1	0.1	100.0																																																																																																																																																																																																																																																																																																																																																																																																																																																																																																																																																																																																																																																																							
6-S.L.M.	-	-	-	-	-	-	-	-	5	36	36	36	36	36	36	36	36	36	36	36	36	36	36	36	36	36	36	36	36	7-L.M.	-	-	-	-	-	-	-	-	-	-	-	-	-	-	-	-	-	-	-	-	-	-	-	-	-	-	-	-	-	Total.	-	-	-	-	10	6	120	116	-	-	-	-	-	-	-	-	-	-	-	-	-	-	-	-	-	-	-	-	-	Gray:																															3-G.M.	-	-	-	-	-	-	-	-	-	-	-	-	-	-	-	-	-	-	-	-	-	-	-	-	-	-	-	-	-	4-S.M.	-	-	-	-	-	-	33	40	275	676	206	206	206	206	206	206	206	206	206	206	206	206	206	206	206	206	206	206	206	5-M.	-	-	-	-	-	-	29	170	3,267	3,303	298	298	298	298	298	298	298	298	298	298	298	298	298	298	298	298	298	298	298	6-S.L.M.	-	-	-	-	-	-	-	-	-	-	-	-	-	-	-	-	-	-	-	-	-	-	-	-	-	-	-	-	-	Total.	-	-	-	-	62	210	3,667	3,679	604	-	-	-	-	-	-	-	-	-	-	-	-	-	-	-	-	-	-	-	-	Below Grade	6	9	15	374	17	290	-	-	-	-	-	-	-	-	-	-	-	-	-	-	-	-	-	-	-	-	-	-	-	All grades	6	137	55	3,754	16,029	157,669	462,976	220,706	13,122	4,063	1,317	780	386	615	871,587	100.0														All grades	Percent	Percent	Percent	Percent	Percent	Percent	Percent	Percent	Percent	Percent	Percent	Percent	Percent	Percent	Percent	Percent	Percent	Percent	Percent	Percent	Percent	Percent	Percent	Percent	Percent	Percent	Percent	Percent	Percent		0.4	1.8	18.1	62.0	25.3	1.6	0.2	0.1	0.1	0.6	0.2	0.1	0.1	0.1	100.0																																																																																																																																																																																																																																																																																																																																																																																																																																																																																																																																																																																																																																																																																																					
7-L.M.	-	-	-	-	-	-	-	-	-	-	-	-	-	-	-	-	-	-	-	-	-	-	-	-	-	-	-	-	-	Total.	-	-	-	-	10	6	120	116	-	-	-	-	-	-	-	-	-	-	-	-	-	-	-	-	-	-	-	-	-	Gray:																															3-G.M.	-	-	-	-	-	-	-	-	-	-	-	-	-	-	-	-	-	-	-	-	-	-	-	-	-	-	-	-	-	4-S.M.	-	-	-	-	-	-	33	40	275	676	206	206	206	206	206	206	206	206	206	206	206	206	206	206	206	206	206	206	206	5-M.	-	-	-	-	-	-	29	170	3,267	3,303	298	298	298	298	298	298	298	298	298	298	298	298	298	298	298	298	298	298	298	6-S.L.M.	-	-	-	-	-	-	-	-	-	-	-	-	-	-	-	-	-	-	-	-	-	-	-	-	-	-	-	-	-	Total.	-	-	-	-	62	210	3,667	3,679	604	-	-	-	-	-	-	-	-	-	-	-	-	-	-	-	-	-	-	-	-	Below Grade	6	9	15	374	17	290	-	-	-	-	-	-	-	-	-	-	-	-	-	-	-	-	-	-	-	-	-	-	-	All grades	6	137	55	3,754	16,029	157,669	462,976	220,706	13,122	4,063	1,317	780	386	615	871,587	100.0														All grades	Percent	Percent	Percent	Percent	Percent	Percent	Percent	Percent	Percent	Percent	Percent	Percent	Percent	Percent	Percent	Percent	Percent	Percent	Percent	Percent	Percent	Percent	Percent	Percent	Percent	Percent	Percent	Percent	Percent		0.4	1.8	18.1	62.0	25.3	1.6	0.2	0.1	0.1	0.6	0.2	0.1	0.1	0.1	100.0																																																																																																																																																																																																																																																																																																																																																																																																																																																																																																																																																																																																																																																																																																																																			
Total.	-	-	-	-	10	6	120	116	-	-	-	-	-	-	-	-	-	-	-	-	-	-	-	-	-	-	-	-	-	Gray:																															3-G.M.	-	-	-	-	-	-	-	-	-	-	-	-	-	-	-	-	-	-	-	-	-	-	-	-	-	-	-	-	-	4-S.M.	-	-	-	-	-	-	33	40	275	676	206	206	206	206	206	206	206	206	206	206	206	206	206	206	206	206	206	206	206	5-M.	-	-	-	-	-	-	29	170	3,267	3,303	298	298	298	298	298	298	298	298	298	298	298	298	298	298	298	298	298	298	298	6-S.L.M.	-	-	-	-	-	-	-	-	-	-	-	-	-	-	-	-	-	-	-	-	-	-	-	-	-	-	-	-	-	Total.	-	-	-	-	62	210	3,667	3,679	604	-	-	-	-	-	-	-	-	-	-	-	-	-	-	-	-	-	-	-	-	Below Grade	6	9	15	374	17	290	-	-	-	-	-	-	-	-	-	-	-	-	-	-	-	-	-	-	-	-	-	-	-	All grades	6	137	55	3,754	16,029	157,669	462,976	220,706	13,122	4,063	1,317	780	386	615	871,587	100.0														All grades	Percent	Percent	Percent	Percent	Percent	Percent	Percent	Percent	Percent	Percent	Percent	Percent	Percent	Percent	Percent	Percent	Percent	Percent	Percent	Percent	Percent	Percent	Percent	Percent	Percent	Percent	Percent	Percent	Percent		0.4	1.8	18.1	62.0	25.3	1.6	0.2	0.1	0.1	0.6	0.2	0.1	0.1	0.1	100.0																																																																																																																																																																																																																																																																																																																																																																																																																																																																																																																																																																																																																																																																																																																																																																	
Gray:																															3-G.M.	-	-	-	-	-	-	-	-	-	-	-	-	-	-	-	-	-	-	-	-	-	-	-	-	-	-	-	-	-	4-S.M.	-	-	-	-	-	-	33	40	275	676	206	206	206	206	206	206	206	206	206	206	206	206	206	206	206	206	206	206	206	5-M.	-	-	-	-	-	-	29	170	3,267	3,303	298	298	298	298	298	298	298	298	298	298	298	298	298	298	298	298	298	298	298	6-S.L.M.	-	-	-	-	-	-	-	-	-	-	-	-	-	-	-	-	-	-	-	-	-	-	-	-	-	-	-	-	-	Total.	-	-	-	-	62	210	3,667	3,679	604	-	-	-	-	-	-	-	-	-	-	-	-	-	-	-	-	-	-	-	-	Below Grade	6	9	15	374	17	290	-	-	-	-	-	-	-	-	-	-	-	-	-	-	-	-	-	-	-	-	-	-	-	All grades	6	137	55	3,754	16,029	157,669	462,976	220,706	13,122	4,063	1,317	780	386	615	871,587	100.0														All grades	Percent	Percent	Percent	Percent	Percent	Percent	Percent	Percent	Percent	Percent	Percent	Percent	Percent	Percent	Percent	Percent	Percent	Percent	Percent	Percent	Percent	Percent	Percent	Percent	Percent	Percent	Percent	Percent	Percent		0.4	1.8	18.1	62.0	25.3	1.6	0.2	0.1	0.1	0.6	0.2	0.1	0.1	0.1	100.0																																																																																																																																																																																																																																																																																																																																																																																																																																																																																																																																																																																																																																																																																																																																																																																															
3-G.M.	-	-	-	-	-	-	-	-	-	-	-	-	-	-	-	-	-	-	-	-	-	-	-	-	-	-	-	-	-	4-S.M.	-	-	-	-	-	-	33	40	275	676	206	206	206	206	206	206	206	206	206	206	206	206	206	206	206	206	206	206	206	5-M.	-	-	-	-	-	-	29	170	3,267	3,303	298	298	298	298	298	298	298	298	298	298	298	298	298	298	298	298	298	298	298	6-S.L.M.	-	-	-	-	-	-	-	-	-	-	-	-	-	-	-	-	-	-	-	-	-	-	-	-	-	-	-	-	-	Total.	-	-	-	-	62	210	3,667	3,679	604	-	-	-	-	-	-	-	-	-	-	-	-	-	-	-	-	-	-	-	-	Below Grade	6	9	15	374	17	290	-	-	-	-	-	-	-	-	-	-	-	-	-	-	-	-	-	-	-	-	-	-	-	All grades	6	137	55	3,754	16,029	157,669	462,976	220,706	13,122	4,063	1,317	780	386	615	871,587	100.0														All grades	Percent	Percent	Percent	Percent	Percent	Percent	Percent	Percent	Percent	Percent	Percent	Percent	Percent	Percent	Percent	Percent	Percent	Percent	Percent	Percent	Percent	Percent	Percent	Percent	Percent	Percent	Percent	Percent	Percent		0.4	1.8	18.1	62.0	25.3	1.6	0.2	0.1	0.1	0.6	0.2	0.1	0.1	0.1	100.0																																																																																																																																																																																																																																																																																																																																																																																																																																																																																																																																																																																																																																																																																																																																																																																																																														
4-S.M.	-	-	-	-	-	-	33	40	275	676	206	206	206	206	206	206	206	206	206	206	206	206	206	206	206	206	206	206	206	5-M.	-	-	-	-	-	-	29	170	3,267	3,303	298	298	298	298	298	298	298	298	298	298	298	298	298	298	298	298	298	298	298	6-S.L.M.	-	-	-	-	-	-	-	-	-	-	-	-	-	-	-	-	-	-	-	-	-	-	-	-	-	-	-	-	-	Total.	-	-	-	-	62	210	3,667	3,679	604	-	-	-	-	-	-	-	-	-	-	-	-	-	-	-	-	-	-	-	-	Below Grade	6	9	15	374	17	290	-	-	-	-	-	-	-	-	-	-	-	-	-	-	-	-	-	-	-	-	-	-	-	All grades	6	137	55	3,754	16,029	157,669	462,976	220,706	13,122	4,063	1,317	780	386	615	871,587	100.0														All grades	Percent	Percent	Percent	Percent	Percent	Percent	Percent	Percent	Percent	Percent	Percent	Percent	Percent	Percent	Percent	Percent	Percent	Percent	Percent	Percent	Percent	Percent	Percent	Percent	Percent	Percent	Percent	Percent	Percent		0.4	1.8	18.1	62.0	25.3	1.6	0.2	0.1	0.1	0.6	0.2	0.1	0.1	0.1	100.0																																																																																																																																																																																																																																																																																																																																																																																																																																																																																																																																																																																																																																																																																																																																																																																																																																																												
5-M.	-	-	-	-	-	-	29	170	3,267	3,303	298	298	298	298	298	298	298	298	298	298	298	298	298	298	298	298	298	298	298	6-S.L.M.	-	-	-	-	-	-	-	-	-	-	-	-	-	-	-	-	-	-	-	-	-	-	-	-	-	-	-	-	-	Total.	-	-	-	-	62	210	3,667	3,679	604	-	-	-	-	-	-	-	-	-	-	-	-	-	-	-	-	-	-	-	-	Below Grade	6	9	15	374	17	290	-	-	-	-	-	-	-	-	-	-	-	-	-	-	-	-	-	-	-	-	-	-	-	All grades	6	137	55	3,754	16,029	157,669	462,976	220,706	13,122	4,063	1,317	780	386	615	871,587	100.0														All grades	Percent	Percent	Percent	Percent	Percent	Percent	Percent	Percent	Percent	Percent	Percent	Percent	Percent	Percent	Percent	Percent	Percent	Percent	Percent	Percent	Percent	Percent	Percent	Percent	Percent	Percent	Percent	Percent	Percent		0.4	1.8	18.1	62.0	25.3	1.6	0.2	0.1	0.1	0.6	0.2	0.1	0.1	0.1	100.0																																																																																																																																																																																																																																																																																																																																																																																																																																																																																																																																																																																																																																																																																																																																																																																																																																																																																										
6-S.L.M.	-	-	-	-	-	-	-	-	-	-	-	-	-	-	-	-	-	-	-	-	-	-	-	-	-	-	-	-	-	Total.	-	-	-	-	62	210	3,667	3,679	604	-	-	-	-	-	-	-	-	-	-	-	-	-	-	-	-	-	-	-	-	Below Grade	6	9	15	374	17	290	-	-	-	-	-	-	-	-	-	-	-	-	-	-	-	-	-	-	-	-	-	-	-	All grades	6	137	55	3,754	16,029	157,669	462,976	220,706	13,122	4,063	1,317	780	386	615	871,587	100.0														All grades	Percent	Percent	Percent	Percent	Percent	Percent	Percent	Percent	Percent	Percent	Percent	Percent	Percent	Percent	Percent	Percent	Percent	Percent	Percent	Percent	Percent	Percent	Percent	Percent	Percent	Percent	Percent	Percent	Percent		0.4	1.8	18.1	62.0	25.3	1.6	0.2	0.1	0.1	0.6	0.2	0.1	0.1	0.1	100.0																																																																																																																																																																																																																																																																																																																																																																																																																																																																																																																																																																																																																																																																																																																																																																																																																																																																																																																								
Total.	-	-	-	-	62	210	3,667	3,679	604	-	-	-	-	-	-	-	-	-	-	-	-	-	-	-	-	-	-	-	-	Below Grade	6	9	15	374	17	290	-	-	-	-	-	-	-	-	-	-	-	-	-	-	-	-	-	-	-	-	-	-	-	All grades	6	137	55	3,754	16,029	157,669	462,976	220,706	13,122	4,063	1,317	780	386	615	871,587	100.0														All grades	Percent	Percent	Percent	Percent	Percent	Percent	Percent	Percent	Percent	Percent	Percent	Percent	Percent	Percent	Percent	Percent	Percent	Percent	Percent	Percent	Percent	Percent	Percent	Percent	Percent	Percent	Percent	Percent	Percent		0.4	1.8	18.1	62.0	25.3	1.6	0.2	0.1	0.1	0.6	0.2	0.1	0.1	0.1	100.0																																																																																																																																																																																																																																																																																																																																																																																																																																																																																																																																																																																																																																																																																																																																																																																																																																																																																																																																																						
Below Grade	6	9	15	374	17	290	-	-	-	-	-	-	-	-	-	-	-	-	-	-	-	-	-	-	-	-	-	-	-	All grades	6	137	55	3,754	16,029	157,669	462,976	220,706	13,122	4,063	1,317	780	386	615	871,587	100.0														All grades	Percent	Percent	Percent	Percent	Percent	Percent	Percent	Percent	Percent	Percent	Percent	Percent	Percent	Percent	Percent	Percent	Percent	Percent	Percent	Percent	Percent	Percent	Percent	Percent	Percent	Percent	Percent	Percent	Percent		0.4	1.8	18.1	62.0	25.3	1.6	0.2	0.1	0.1	0.6	0.2	0.1	0.1	0.1	100.0																																																																																																																																																																																																																																																																																																																																																																																																																																																																																																																																																																																																																																																																																																																																																																																																																																																																																																																																																																																				
All grades	6	137	55	3,754	16,029	157,669	462,976	220,706	13,122	4,063	1,317	780	386	615	871,587	100.0														All grades	Percent	Percent	Percent	Percent	Percent	Percent	Percent	Percent	Percent	Percent	Percent	Percent	Percent	Percent	Percent	Percent	Percent	Percent	Percent	Percent	Percent	Percent	Percent	Percent	Percent	Percent	Percent	Percent	Percent		0.4	1.8	18.1	62.0	25.3	1.6	0.2	0.1	0.1	0.6	0.2	0.1	0.1	0.1	100.0																																																																																																																																																																																																																																																																																																																																																																																																																																																																																																																																																																																																																																																																																																																																																																																																																																																																																																																																																																																																																		
All grades	Percent	Percent	Percent	Percent	Percent	Percent	Percent	Percent	Percent	Percent	Percent	Percent	Percent	Percent	Percent	Percent	Percent	Percent	Percent	Percent	Percent	Percent	Percent	Percent	Percent	Percent	Percent	Percent	Percent		0.4	1.8	18.1	62.0	25.3	1.6	0.2	0.1	0.1	0.6	0.2	0.1	0.1	0.1	100.0																																																																																																																																																																																																																																																																																																																																																																																																																																																																																																																																																																																																																																																																																																																																																																																																																																																																																																																																																																																																																																																
	0.4	1.8	18.1	62.0	25.3	1.6	0.2	0.1	0.1	0.6	0.2	0.1	0.1	0.1	100.0																																																																																																																																																																																																																																																																																																																																																																																																																																																																																																																																																																																																																																																																																																																																																																																																																																																																																																																																																																																																																																																																														

As reported by the Bureau of the Census, running bales, linters excluded.

\* Less than 0.06 percent.

Percentage rough preparation . . . . . 6.2  
 Grade index . . . . . 93.6  
 Average staple length . . . . . 33.1

Table 26.—Grade and staple length of upland cotton ginned in Tennessee, 1948-49

Grade	11/16 inch		7/8		29/32		15/16		1		1-1/32		1-1/16		1-1/8		1-1/4		1-1/2		All lengths				
	Bales	Percent	Bales	Percent	Bales	Percent	Bales	Percent	Bales	Percent	Bales	Percent	Bales	Percent	Bales	Percent	Bales	Percent	Bales	Percent	Bales	Percent			
<b>White:</b>																									
1-S.O.M.	-	-	-	-	-	-	-	-	-	-	-	-	-	-	-	-	-	-	-	-	-	-	-		
2-S.O.M.	-	-	-	-	-	-	-	-	-	-	-	-	-	-	-	-	-	-	-	-	-	-	-		
3-O.M.	-	-	-	-	-	-	-	-	-	-	-	-	-	-	-	-	-	-	-	-	-	-	-		
4-S.M.	339	2,513	2,649	3,969	6,498	7,962	1,621	1,621	53	53	29,065	4.5	29,065	4.5	29,065	4.5	29,065	4.5	29,065	4.5	29,065	4.5	29,065	4.5	
5-M.	1,603	8,326	15,429	14,780	48,117	94,613	25,579	49	49	307,564	48.0	307,564	48.0	307,564	48.0	307,564	48.0	307,564	48.0	307,564	48.0	307,564	48.0	307,564	48.0
6-S.L.M.	248	1,525	5,078	18,219	38,414	43,877	16,458	19	19	128,548	20.1	128,548	20.1	128,548	20.1	128,548	20.1	128,548	20.1	128,548	20.1	128,548	20.1	128,548	20.1
7-L.M.	-	-	1,082	672	3,317	3,317	175	9	9	13,242	2.1	13,242	2.1	13,242	2.1	13,242	2.1	13,242	2.1	13,242	2.1	13,242	2.1	13,242	2.1
8-S.O.O.	35	443	2,566	700	5,961	713	9	9	3,217	0.5	3,217	0.5	3,217	0.5	3,217	0.5	3,217	0.5	3,217	0.5	3,217	0.5	3,217	0.5	
9-O.O.	11	137	53	94	1,631	10	10	10	10	10	10	10	10	10	10	10	10	10	10	10	10	10	10	10	
Total	2,236	13,189	10,941	31,990	22,706	80,261	100,934	148,512	68	68	1,595	0.2	1,595	0.2	1,595	0.2	1,595	0.2	1,595	0.2	1,595	0.2	1,595	0.2	
<b>Spotted:</b>																									
1-O.M.	24	32	140	231	149	469	422	402	64	64	1,690	2.3	1,690	2.3	1,690	2.3	1,690	2.3	1,690	2.3	1,690	2.3	1,690	2.3	
2-S.M.	594	1,744	876	3,420	1,968	7,851	10,046	6,639	614	614	33,953	5.4	33,953	5.4	33,953	5.4	33,953	5.4	33,953	5.4	33,953	5.4	33,953	5.4	
3-M.	155	1,003	365	2,829	1,709	7,171	8,292	5,785	427	427	27,756	4.3	27,756	4.3	27,756	4.3	27,756	4.3	27,756	4.3	27,756	4.3	27,756	4.3	
6-S.L.M.	303	1,102	261	3,090	1,221	3,457	52	52	15,002	2.3	15,002	2.3	15,002	2.3	15,002	2.3	15,002	2.3	15,002	2.3	15,002	2.3	15,002	2.3	
7-L.M.	185	1,960	604	7,238	1,228	7,576	4,092	721	9	9	23,169	3.6	23,169	3.6	23,169	3.6	23,169	3.6	23,169	3.6	23,169	3.6	23,169	3.6	
Total	1,218	5,401	2,166	16,748	6,271	27,318	26,389	15,072	30	30	101,770	15.9	101,770	15.9	101,770	15.9	101,770	15.9	101,770	15.9	101,770	15.9	101,770	15.9	
<b>Tinged:</b>																									
3-O.M.	-	11	20	45	19	70	69	30	30	264	0.4	264	0.4	264	0.4	264	0.4	264	0.4	264	0.4	264	0.4	264	0.4
4-S.M.	63	391	192	979	568	2,309	1,653	423	20	20	6,598	1.0	6,598	1.0	6,598	1.0	6,598	1.0	6,598	1.0	6,598	1.0	6,598	1.0	
5-M.	188	1,350	247	2,470	807	1,682	531	531	9,719	1.5	9,719	1.5	9,719	1.5	9,719	1.5	9,719	1.5	9,719	1.5	9,719	1.5	9,719	1.5	
6-S.L.M.	203	1,668	298	4,005	911	2,598	132	132	10,685	1.7	10,685	1.7	10,685	1.7	10,685	1.7	10,685	1.7	10,685	1.7	10,685	1.7	10,685	1.7	
7-L.M.	326	1,974	325	4,856	521	2,640	762	64	64	11,468	1.8	11,468	1.8	11,468	1.8	11,468	1.8	11,468	1.8	11,468	1.8	11,468	1.8	11,468	1.8
Total	780	5,364	1,082	12,319	2,826	10,087	4,967	1,180	29	29	38,694	6.0	38,694	6.0	38,694	6.0	38,694	6.0	38,694	6.0	38,694	6.0	38,694	6.0	
<b>Yellow Stained:</b>																									
3-O.M.	-	-	-	-	-	-	-	-	-	-	-	-	-	-	-	-	-	-	-	-	-	-	-	-	
4-S.M.	-	-	-	-	-	-	-	-	-	-	-	-	-	-	-	-	-	-	-	-	-	-	-	-	
5-M.	10	136	10	42	20	19	9	9	246	0.4	246	0.4	246	0.4	246	0.4	246	0.4	246	0.4	246	0.4	246	0.4	
Total	10	136	10	42	20	19	9	9	246	0.4	246	0.4	246	0.4	246	0.4	246	0.4	246	0.4	246	0.4	246	0.4	
<b>Gray:</b>																									
3-O.M.	-	-	-	-	-	-	-	-	-	-	-	-	-	-	-	-	-	-	-	-	-	-	-	-	
4-S.M.	9	9	9	9	11	11	138	78	78	11	11	11	11	11	11	11	11	11	11	11	11	11	11	11	
5-M.	-	-	-	-	-	-	-	-	-	-	-	-	-	-	-	-	-	-	-	-	-	-	-	-	
6-S.L.M.	-	-	-	-	-	-	-	-	-	-	-	-	-	-	-	-	-	-	-	-	-	-	-	-	
Total	9	9	9	9	11	11	138	78	78	11	11	11	11	11	11	11	11	11	11	11	11	11	11	11	
<b>Below Grade</b>	174	319	32	2,306	19	986	57	19	19	3,852	0.6	3,852	0.6	3,852	0.6	3,852	0.6	3,852	0.6	3,852	0.6	3,852	0.6	3,852	0.6
All grades	4,418	28,498	13,651	63,495	31,919	118,795	172,465	164,919	45,037	68	1,625	0.2	1,625	0.2	1,625	0.2	1,625	0.2	1,625	0.2	1,625	0.2	1,625	0.2	
All grades	0.7	3.8	2.2	9.9	5.0	18.5	26.9	25.7	7.0	0.3	0.3	0.3	0.3	0.3	0.3	0.3	0.3	0.3	0.3	0.3	0.3	0.3	0.3	0.3	

As reported by the Bureau of the Census, running bales, linters excluded.  
 \* Less than 0.05 percent.

Percentage rough preparation . . . . . 2.7  
 Grade index . . . . . 94.7  
 Average staple length . . . . . 32.5



Table 27.—Grades and staple length of upland cotton ginned in Texas, 1940-49

Grade	3/4 inch and shorter		7/8		29/32		15/16		31/32		1		1-1/16		1-5/32		1-7/32		1-1/4																																																																																																																																																																																																																																																																																																																																																																																																																																																																																																																																																																																																																																																																																																																																																																																																																																																																																																																																																																																																																																												
	Bales	Weight	Bales	Weight	Bales	Weight	Bales	Weight	Bales	Weight	Bales	Weight	Bales	Weight	Bales	Weight	Bales	Weight	Bales	Weight																																																																																																																																																																																																																																																																																																																																																																																																																																																																																																																																																																																																																																																																																																																																																																																																																																																																																																																																																																																																																																											
Ex. White:																						3-G.M.	-	-	-	-	-	-	-	-	-	-	-	-	-	-	-	-	-	-	-	-	-	4-S.M.	-	-	-	-	-	-	-	-	-	-	-	-	-	-	-	-	-	-	-	-	-	5-M.	-	-	-	-	-	-	-	-	-	-	-	-	-	-	-	-	-	-	-	-	-	6-S.L.M.	-	-	-	-	-	-	-	-	-	-	-	-	-	-	-	-	-	-	-	-	-	7-L.M.	-	-	-	-	-	-	-	-	-	-	-	-	-	-	-	-	-	-	-	-	-	8-S.O.	-	-	-	-	-	-	-	-	-	-	-	-	-	-	-	-	-	-	-	-	-	9-O.O.	-	-	-	-	-	-	-	-	-	-	-	-	-	-	-	-	-	-	-	-	-	Total.....	8	40	8	139	38	271	1,351	7,836	44,312	59,996	13,292	3,802	2,223	1,689	134,708	4.4						White:																						1-M.F.	-	-	-	-	-	-	-	-	-	-	-	-	-	-	-	-	-	-	-	-	-	2-S.G.M.	-	-	-	-	-	-	-	-	-	-	-	-	-	-	-	-	-	-	-	-	-	3-G.M.	-	-	-	-	-	-	-	-	-	-	-	-	-	-	-	-	-	-	-	-	-	4-S.M.	781	8,998	28,958	74,680	185,043	56,107	46,000	41,824	22,188	1,238	62	315	6	32	49	1,099,613	35.8					5-M.	6,182	90,292	156,437	169,537	224,236	81,702	116,377	160,856	97,991	6,709	316	10	10	10	49	518,943	17.0					6-S.L.M.	7,000	92,115	102,841	79,071	81,462	38,780	47,548	48,508	24,647	2,470	136	32	17	18	158,914	6.2					7-L.M.	6,658	45,478	32,037	19,417	22,686	10,187	11,769	7,569	2,791	232	39	17	17	18	19,797	.6					8-S.O.	1,068	5,766	3,719	1,979	3,490	1,836	1,691	1,691	1,691	206	-	-	-	-	1,860	.1					9-O.O.	360	864	288	98	166	57	25	-	-	-	-	-	-	-	2,261,888	73.9					Total.....	22,067	245,779	352,018	349,794	499,144	190,405	226,162	260,106	146,103	10,649	566	33	17	48	67	2,261,888	73.9					Spotted:																						4-S.M.	180	5,369	8,506	12,418	16,065	4,625	1,298	197	163	225	40	14	69	61	46,897	1.6					5-M.	4,729	62,488	65,938	61,737	60,320	16,174	7,139	2,165	1,416	842	207	30	15	109	324,326	10.6					6-S.L.M.	4,300	64,593	52,315	23,980	17,208	6,088	5,198	2,756	1,149	320	61	15	5	5	176,961	6.8					7-L.M.	4,133	30,648	18,262	4,814	5,003	588	177	628	177	42	6	2	1	1	70,911	2.3					8-S.O.	2,146	7,611	2,536	339	1,237	65	277	34	17	-	-	-	-	-	14,862	.5					Total.....	15,468	198,609	168,767	101,988	97,823	27,430	14,816	5,698	2,922	1,429	314	140	106	77	635,646	20.8					Tinged:																						3-G.M.	-	42	67	-	-	1	1	4	1	1	1	1	1	1	117	-						4-S.M.	9	1,842	1,380	206	89	2	16	6	6	1	-	-	-	-	3,567	.1						5-M.	266	4,244	2,028	220	333	2	40	7	3	-	-	-	-	-	7,323	.2						6-S.L.M.	334	2,066	1,024	62	323	1	50	-	-	-	-	-	-	-	3,819	.1						7-L.M.	178	651	773	10	231	-	16	-	-	-	-	-	-	-	1,739	.1						Total.....	786	8,714	5,463	488	977	6	106	14	10	1	-	-	-	-	16,666	.5						Yellow Stained:																						3-G.M.	-	13	-	-	-	-	-	-	-	-	-	-	-	-	-	-	-	-	-	-	-	4-S.M.	-	126	12	-	-	-	-	-	-	-	-	-	-	-	-	-	-	-	-	-	-	5-M.	-	82	76	-	-	-	-	-	-	-	-	-	-	-	-	-	-	-	-	-	-	Total.....	106	332	101	-	-	6	1	-	-	-	-	-	-	-	644	-						Gray:																						3-G.M.	-	11	13	60	78	-	1	4	1	4	5	2	-	-	1	162	.1					4-S.M.	43	372	526	300	291	372	183	70	15	8	3	-	-	-	2	2,080	.1					5-M.	270	1,977	1,344	423	626	563	417	130	22	1	-	-	-	-	-	5,173	.2					6-S.L.M.	-	173	40	18	-	-	-	-	-	-	-	-	-	-	-	231	-					Total.....	313	2,653	1,923	791	992	830	600	201	41	14	3	2	-	-	3	9,246	.3					Below Grade.....	607	980	979	9	197	24	10	-	-	-	-	-	-	-	-	2,806	.1					All grades.....	59,826	484,906	499,271	463,076	699,377	218,713	241,967	267,370	156,911	56,406	60,867	13,467	3,624	2,451	1,756	1/3,060,486	100.0				
3-G.M.	-	-	-	-	-	-	-	-	-	-	-	-	-	-	-	-	-	-	-	-	-	4-S.M.	-	-	-	-	-	-	-	-	-	-	-	-	-	-	-	-	-	-	-	-	-	5-M.	-	-	-	-	-	-	-	-	-	-	-	-	-	-	-	-	-	-	-	-	-	6-S.L.M.	-	-	-	-	-	-	-	-	-	-	-	-	-	-	-	-	-	-	-	-	-	7-L.M.	-	-	-	-	-	-	-	-	-	-	-	-	-	-	-	-	-	-	-	-	-	8-S.O.	-	-	-	-	-	-	-	-	-	-	-	-	-	-	-	-	-	-	-	-	-	9-O.O.	-	-	-	-	-	-	-	-	-	-	-	-	-	-	-	-	-	-	-	-	-	Total.....	8	40	8	139	38	271	1,351	7,836	44,312	59,996	13,292	3,802	2,223	1,689	134,708	4.4						White:																						1-M.F.	-	-	-	-	-	-	-	-	-	-	-	-	-	-	-	-	-	-	-	-	-	2-S.G.M.	-	-	-	-	-	-	-	-	-	-	-	-	-	-	-	-	-	-	-	-	-	3-G.M.	-	-	-	-	-	-	-	-	-	-	-	-	-	-	-	-	-	-	-	-	-	4-S.M.	781	8,998	28,958	74,680	185,043	56,107	46,000	41,824	22,188	1,238	62	315	6	32	49	1,099,613	35.8					5-M.	6,182	90,292	156,437	169,537	224,236	81,702	116,377	160,856	97,991	6,709	316	10	10	10	49	518,943	17.0					6-S.L.M.	7,000	92,115	102,841	79,071	81,462	38,780	47,548	48,508	24,647	2,470	136	32	17	18	158,914	6.2					7-L.M.	6,658	45,478	32,037	19,417	22,686	10,187	11,769	7,569	2,791	232	39	17	17	18	19,797	.6					8-S.O.	1,068	5,766	3,719	1,979	3,490	1,836	1,691	1,691	1,691	206	-	-	-	-	1,860	.1					9-O.O.	360	864	288	98	166	57	25	-	-	-	-	-	-	-	2,261,888	73.9					Total.....	22,067	245,779	352,018	349,794	499,144	190,405	226,162	260,106	146,103	10,649	566	33	17	48	67	2,261,888	73.9					Spotted:																						4-S.M.	180	5,369	8,506	12,418	16,065	4,625	1,298	197	163	225	40	14	69	61	46,897	1.6					5-M.	4,729	62,488	65,938	61,737	60,320	16,174	7,139	2,165	1,416	842	207	30	15	109	324,326	10.6					6-S.L.M.	4,300	64,593	52,315	23,980	17,208	6,088	5,198	2,756	1,149	320	61	15	5	5	176,961	6.8					7-L.M.	4,133	30,648	18,262	4,814	5,003	588	177	628	177	42	6	2	1	1	70,911	2.3					8-S.O.	2,146	7,611	2,536	339	1,237	65	277	34	17	-	-	-	-	-	14,862	.5					Total.....	15,468	198,609	168,767	101,988	97,823	27,430	14,816	5,698	2,922	1,429	314	140	106	77	635,646	20.8					Tinged:																						3-G.M.	-	42	67	-	-	1	1	4	1	1	1	1	1	1	117	-						4-S.M.	9	1,842	1,380	206	89	2	16	6	6	1	-	-	-	-	3,567	.1						5-M.	266	4,244	2,028	220	333	2	40	7	3	-	-	-	-	-	7,323	.2						6-S.L.M.	334	2,066	1,024	62	323	1	50	-	-	-	-	-	-	-	3,819	.1						7-L.M.	178	651	773	10	231	-	16	-	-	-	-	-	-	-	1,739	.1						Total.....	786	8,714	5,463	488	977	6	106	14	10	1	-	-	-	-	16,666	.5						Yellow Stained:																						3-G.M.	-	13	-	-	-	-	-	-	-	-	-	-	-	-	-	-	-	-	-	-	-	4-S.M.	-	126	12	-	-	-	-	-	-	-	-	-	-	-	-	-	-	-	-	-	-	5-M.	-	82	76	-	-	-	-	-	-	-	-	-	-	-	-	-	-	-	-	-	-	Total.....	106	332	101	-	-	6	1	-	-	-	-	-	-	-	644	-						Gray:																						3-G.M.	-	11	13	60	78	-	1	4	1	4	5	2	-	-	1	162	.1					4-S.M.	43	372	526	300	291	372	183	70	15	8	3	-	-	-	2	2,080	.1					5-M.	270	1,977	1,344	423	626	563	417	130	22	1	-	-	-	-	-	5,173	.2					6-S.L.M.	-	173	40	18	-	-	-	-	-	-	-	-	-	-	-	231	-					Total.....	313	2,653	1,923	791	992	830	600	201	41	14	3	2	-	-	3	9,246	.3					Below Grade.....	607	980	979	9	197	24	10	-	-	-	-	-	-	-	-	2,806	.1					All grades.....	59,826	484,906	499,271	463,076	699,377	218,713	241,967	267,370	156,911	56,406	60,867	13,467	3,624	2,451	1,756	1/3,060,486	100.0																										
4-S.M.	-	-	-	-	-	-	-	-	-	-	-	-	-	-	-	-	-	-	-	-	-	5-M.	-	-	-	-	-	-	-	-	-	-	-	-	-	-	-	-	-	-	-	-	-	6-S.L.M.	-	-	-	-	-	-	-	-	-	-	-	-	-	-	-	-	-	-	-	-	-	7-L.M.	-	-	-	-	-	-	-	-	-	-	-	-	-	-	-	-	-	-	-	-	-	8-S.O.	-	-	-	-	-	-	-	-	-	-	-	-	-	-	-	-	-	-	-	-	-	9-O.O.	-	-	-	-	-	-	-	-	-	-	-	-	-	-	-	-	-	-	-	-	-	Total.....	8	40	8	139	38	271	1,351	7,836	44,312	59,996	13,292	3,802	2,223	1,689	134,708	4.4						White:																						1-M.F.	-	-	-	-	-	-	-	-	-	-	-	-	-	-	-	-	-	-	-	-	-	2-S.G.M.	-	-	-	-	-	-	-	-	-	-	-	-	-	-	-	-	-	-	-	-	-	3-G.M.	-	-	-	-	-	-	-	-	-	-	-	-	-	-	-	-	-	-	-	-	-	4-S.M.	781	8,998	28,958	74,680	185,043	56,107	46,000	41,824	22,188	1,238	62	315	6	32	49	1,099,613	35.8					5-M.	6,182	90,292	156,437	169,537	224,236	81,702	116,377	160,856	97,991	6,709	316	10	10	10	49	518,943	17.0					6-S.L.M.	7,000	92,115	102,841	79,071	81,462	38,780	47,548	48,508	24,647	2,470	136	32	17	18	158,914	6.2					7-L.M.	6,658	45,478	32,037	19,417	22,686	10,187	11,769	7,569	2,791	232	39	17	17	18	19,797	.6					8-S.O.	1,068	5,766	3,719	1,979	3,490	1,836	1,691	1,691	1,691	206	-	-	-	-	1,860	.1					9-O.O.	360	864	288	98	166	57	25	-	-	-	-	-	-	-	2,261,888	73.9					Total.....	22,067	245,779	352,018	349,794	499,144	190,405	226,162	260,106	146,103	10,649	566	33	17	48	67	2,261,888	73.9					Spotted:																						4-S.M.	180	5,369	8,506	12,418	16,065	4,625	1,298	197	163	225	40	14	69	61	46,897	1.6					5-M.	4,729	62,488	65,938	61,737	60,320	16,174	7,139	2,165	1,416	842	207	30	15	109	324,326	10.6					6-S.L.M.	4,300	64,593	52,315	23,980	17,208	6,088	5,198	2,756	1,149	320	61	15	5	5	176,961	6.8					7-L.M.	4,133	30,648	18,262	4,814	5,003	588	177	628	177	42	6	2	1	1	70,911	2.3					8-S.O.	2,146	7,611	2,536	339	1,237	65	277	34	17	-	-	-	-	-	14,862	.5					Total.....	15,468	198,609	168,767	101,988	97,823	27,430	14,816	5,698	2,922	1,429	314	140	106	77	635,646	20.8					Tinged:																						3-G.M.	-	42	67	-	-	1	1	4	1	1	1	1	1	1	117	-						4-S.M.	9	1,842	1,380	206	89	2	16	6	6	1	-	-	-	-	3,567	.1						5-M.	266	4,244	2,028	220	333	2	40	7	3	-	-	-	-	-	7,323	.2						6-S.L.M.	334	2,066	1,024	62	323	1	50	-	-	-	-	-	-	-	3,819	.1						7-L.M.	178	651	773	10	231	-	16	-	-	-	-	-	-	-	1,739	.1						Total.....	786	8,714	5,463	488	977	6	106	14	10	1	-	-	-	-	16,666	.5						Yellow Stained:																						3-G.M.	-	13	-	-	-	-	-	-	-	-	-	-	-	-	-	-	-	-	-	-	-	4-S.M.	-	126	12	-	-	-	-	-	-	-	-	-	-	-	-	-	-	-	-	-	-	5-M.	-	82	76	-	-	-	-	-	-	-	-	-	-	-	-	-	-	-	-	-	-	Total.....	106	332	101	-	-	6	1	-	-	-	-	-	-	-	644	-						Gray:																						3-G.M.	-	11	13	60	78	-	1	4	1	4	5	2	-	-	1	162	.1					4-S.M.	43	372	526	300	291	372	183	70	15	8	3	-	-	-	2	2,080	.1					5-M.	270	1,977	1,344	423	626	563	417	130	22	1	-	-	-	-	-	5,173	.2					6-S.L.M.	-	173	40	18	-	-	-	-	-	-	-	-	-	-	-	231	-					Total.....	313	2,653	1,923	791	992	830	600	201	41	14	3	2	-	-	3	9,246	.3					Below Grade.....	607	980	979	9	197	24	10	-	-	-	-	-	-	-	-	2,806	.1					All grades.....	59,826	484,906	499,271	463,076	699,377	218,713	241,967	267,370	156,911	56,406	60,867	13,467	3,624	2,451	1,756	1/3,060,486	100.0																																																
5-M.	-	-	-	-	-	-	-	-	-	-	-	-	-	-	-	-	-	-	-	-	-	6-S.L.M.	-	-	-	-	-	-	-	-	-	-	-	-	-	-	-	-	-	-	-	-	-	7-L.M.	-	-	-	-	-	-	-	-	-	-	-	-	-	-	-	-	-	-	-	-	-	8-S.O.	-	-	-	-	-	-	-	-	-	-	-	-	-	-	-	-	-	-	-	-	-	9-O.O.	-	-	-	-	-	-	-	-	-	-	-	-	-	-	-	-	-	-	-	-	-	Total.....	8	40	8	139	38	271	1,351	7,836	44,312	59,996	13,292	3,802	2,223	1,689	134,708	4.4						White:																						1-M.F.	-	-	-	-	-	-	-	-	-	-	-	-	-	-	-	-	-	-	-	-	-	2-S.G.M.	-	-	-	-	-	-	-	-	-	-	-	-	-	-	-	-	-	-	-	-	-	3-G.M.	-	-	-	-	-	-	-	-	-	-	-	-	-	-	-	-	-	-	-	-	-	4-S.M.	781	8,998	28,958	74,680	185,043	56,107	46,000	41,824	22,188	1,238	62	315	6	32	49	1,099,613	35.8					5-M.	6,182	90,292	156,437	169,537	224,236	81,702	116,377	160,856	97,991	6,709	316	10	10	10	49	518,943	17.0					6-S.L.M.	7,000	92,115	102,841	79,071	81,462	38,780	47,548	48,508	24,647	2,470	136	32	17	18	158,914	6.2					7-L.M.	6,658	45,478	32,037	19,417	22,686	10,187	11,769	7,569	2,791	232	39	17	17	18	19,797	.6					8-S.O.	1,068	5,766	3,719	1,979	3,490	1,836	1,691	1,691	1,691	206	-	-	-	-	1,860	.1					9-O.O.	360	864	288	98	166	57	25	-	-	-	-	-	-	-	2,261,888	73.9					Total.....	22,067	245,779	352,018	349,794	499,144	190,405	226,162	260,106	146,103	10,649	566	33	17	48	67	2,261,888	73.9					Spotted:																						4-S.M.	180	5,369	8,506	12,418	16,065	4,625	1,298	197	163	225	40	14	69	61	46,897	1.6					5-M.	4,729	62,488	65,938	61,737	60,320	16,174	7,139	2,165	1,416	842	207	30	15	109	324,326	10.6					6-S.L.M.	4,300	64,593	52,315	23,980	17,208	6,088	5,198	2,756	1,149	320	61	15	5	5	176,961	6.8					7-L.M.	4,133	30,648	18,262	4,814	5,003	588	177	628	177	42	6	2	1	1	70,911	2.3					8-S.O.	2,146	7,611	2,536	339	1,237	65	277	34	17	-	-	-	-	-	14,862	.5					Total.....	15,468	198,609	168,767	101,988	97,823	27,430	14,816	5,698	2,922	1,429	314	140	106	77	635,646	20.8					Tinged:																						3-G.M.	-	42	67	-	-	1	1	4	1	1	1	1	1	1	117	-						4-S.M.	9	1,842	1,380	206	89	2	16	6	6	1	-	-	-	-	3,567	.1						5-M.	266	4,244	2,028	220	333	2	40	7	3	-	-	-	-	-	7,323	.2						6-S.L.M.	334	2,066	1,024	62	323	1	50	-	-	-	-	-	-	-	3,819	.1						7-L.M.	178	651	773	10	231	-	16	-	-	-	-	-	-	-	1,739	.1						Total.....	786	8,714	5,463	488	977	6	106	14	10	1	-	-	-	-	16,666	.5						Yellow Stained:																						3-G.M.	-	13	-	-	-	-	-	-	-	-	-	-	-	-	-	-	-	-	-	-	-	4-S.M.	-	126	12	-	-	-	-	-	-	-	-	-	-	-	-	-	-	-	-	-	-	5-M.	-	82	76	-	-	-	-	-	-	-	-	-	-	-	-	-	-	-	-	-	-	Total.....	106	332	101	-	-	6	1	-	-	-	-	-	-	-	644	-						Gray:																						3-G.M.	-	11	13	60	78	-	1	4	1	4	5	2	-	-	1	162	.1					4-S.M.	43	372	526	300	291	372	183	70	15	8	3	-	-	-	2	2,080	.1					5-M.	270	1,977	1,344	423	626	563	417	130	22	1	-	-	-	-	-	5,173	.2					6-S.L.M.	-	173	40	18	-	-	-	-	-	-	-	-	-	-	-	231	-					Total.....	313	2,653	1,923	791	992	830	600	201	41	14	3	2	-	-	3	9,246	.3					Below Grade.....	607	980	979	9	197	24	10	-	-	-	-	-	-	-	-	2,806	.1					All grades.....	59,826	484,906	499,271	463,076	699,377	218,713	241,967	267,370	156,911	56,406	60,867	13,467	3,624	2,451	1,756	1/3,060,486	100.0																																																																						
6-S.L.M.	-	-	-	-	-	-	-	-	-	-	-	-	-	-	-	-	-	-	-	-	-	7-L.M.	-	-	-	-	-	-	-	-	-	-	-	-	-	-	-	-	-	-	-	-	-	8-S.O.	-	-	-	-	-	-	-	-	-	-	-	-	-	-	-	-	-	-	-	-	-	9-O.O.	-	-	-	-	-	-	-	-	-	-	-	-	-	-	-	-	-	-	-	-	-	Total.....	8	40	8	139	38	271	1,351	7,836	44,312	59,996	13,292	3,802	2,223	1,689	134,708	4.4						White:																						1-M.F.	-	-	-	-	-	-	-	-	-	-	-	-	-	-	-	-	-	-	-	-	-	2-S.G.M.	-	-	-	-	-	-	-	-	-	-	-	-	-	-	-	-	-	-	-	-	-	3-G.M.	-	-	-	-	-	-	-	-	-	-	-	-	-	-	-	-	-	-	-	-	-	4-S.M.	781	8,998	28,958	74,680	185,043	56,107	46,000	41,824	22,188	1,238	62	315	6	32	49	1,099,613	35.8					5-M.	6,182	90,292	156,437	169,537	224,236	81,702	116,377	160,856	97,991	6,709	316	10	10	10	49	518,943	17.0					6-S.L.M.	7,000	92,115	102,841	79,071	81,462	38,780	47,548	48,508	24,647	2,470	136	32	17	18	158,914	6.2					7-L.M.	6,658	45,478	32,037	19,417	22,686	10,187	11,769	7,569	2,791	232	39	17	17	18	19,797	.6					8-S.O.	1,068	5,766	3,719	1,979	3,490	1,836	1,691	1,691	1,691	206	-	-	-	-	1,860	.1					9-O.O.	360	864	288	98	166	57	25	-	-	-	-	-	-	-	2,261,888	73.9					Total.....	22,067	245,779	352,018	349,794	499,144	190,405	226,162	260,106	146,103	10,649	566	33	17	48	67	2,261,888	73.9					Spotted:																						4-S.M.	180	5,369	8,506	12,418	16,065	4,625	1,298	197	163	225	40	14	69	61	46,897	1.6					5-M.	4,729	62,488	65,938	61,737	60,320	16,174	7,139	2,165	1,416	842	207	30	15	109	324,326	10.6					6-S.L.M.	4,300	64,593	52,315	23,980	17,208	6,088	5,198	2,756	1,149	320	61	15	5	5	176,961	6.8					7-L.M.	4,133	30,648	18,262	4,814	5,003	588	177	628	177	42	6	2	1	1	70,911	2.3					8-S.O.	2,146	7,611	2,536	339	1,237	65	277	34	17	-	-	-	-	-	14,862	.5					Total.....	15,468	198,609	168,767	101,988	97,823	27,430	14,816	5,698	2,922	1,429	314	140	106	77	635,646	20.8					Tinged:																						3-G.M.	-	42	67	-	-	1	1	4	1	1	1	1	1	1	117	-						4-S.M.	9	1,842	1,380	206	89	2	16	6	6	1	-	-	-	-	3,567	.1						5-M.	266	4,244	2,028	220	333	2	40	7	3	-	-	-	-	-	7,323	.2						6-S.L.M.	334	2,066	1,024	62	323	1	50	-	-	-	-	-	-	-	3,819	.1						7-L.M.	178	651	773	10	231	-	16	-	-	-	-	-	-	-	1,739	.1						Total.....	786	8,714	5,463	488	977	6	106	14	10	1	-	-	-	-	16,666	.5						Yellow Stained:																						3-G.M.	-	13	-	-	-	-	-	-	-	-	-	-	-	-	-	-	-	-	-	-	-	4-S.M.	-	126	12	-	-	-	-	-	-	-	-	-	-	-	-	-	-	-	-	-	-	5-M.	-	82	76	-	-	-	-	-	-	-	-	-	-	-	-	-	-	-	-	-	-	Total.....	106	332	101	-	-	6	1	-	-	-	-	-	-	-	644	-						Gray:																						3-G.M.	-	11	13	60	78	-	1	4	1	4	5	2	-	-	1	162	.1					4-S.M.	43	372	526	300	291	372	183	70	15	8	3	-	-	-	2	2,080	.1					5-M.	270	1,977	1,344	423	626	563	417	130	22	1	-	-	-	-	-	5,173	.2					6-S.L.M.	-	173	40	18	-	-	-	-	-	-	-	-	-	-	-	231	-					Total.....	313	2,653	1,923	791	992	830	600	201	41	14	3	2	-	-	3	9,246	.3					Below Grade.....	607	980	979	9	197	24	10	-	-	-	-	-	-	-	-	2,806	.1					All grades.....	59,826	484,906	499,271	463,076	699,377	218,713	241,967	267,370	156,911	56,406	60,867	13,467	3,624	2,451	1,756	1/3,060,486	100.0																																																																																												
7-L.M.	-	-	-	-	-	-	-	-	-	-	-	-	-	-	-	-	-	-	-	-	-	8-S.O.	-	-	-	-	-	-	-	-	-	-	-	-	-	-	-	-	-	-	-	-	-	9-O.O.	-	-	-	-	-	-	-	-	-	-	-	-	-	-	-	-	-	-	-	-	-	Total.....	8	40	8	139	38	271	1,351	7,836	44,312	59,996	13,292	3,802	2,223	1,689	134,708	4.4						White:																						1-M.F.	-	-	-	-	-	-	-	-	-	-	-	-	-	-	-	-	-	-	-	-	-	2-S.G.M.	-	-	-	-	-	-	-	-	-	-	-	-	-	-	-	-	-	-	-	-	-	3-G.M.	-	-	-	-	-	-	-	-	-	-	-	-	-	-	-	-	-	-	-	-	-	4-S.M.	781	8,998	28,958	74,680	185,043	56,107	46,000	41,824	22,188	1,238	62	315	6	32	49	1,099,613	35.8					5-M.	6,182	90,292	156,437	169,537	224,236	81,702	116,377	160,856	97,991	6,709	316	10	10	10	49	518,943	17.0					6-S.L.M.	7,000	92,115	102,841	79,071	81,462	38,780	47,548	48,508	24,647	2,470	136	32	17	18	158,914	6.2					7-L.M.	6,658	45,478	32,037	19,417	22,686	10,187	11,769	7,569	2,791	232	39	17	17	18	19,797	.6					8-S.O.	1,068	5,766	3,719	1,979	3,490	1,836	1,691	1,691	1,691	206	-	-	-	-	1,860	.1					9-O.O.	360	864	288	98	166	57	25	-	-	-	-	-	-	-	2,261,888	73.9					Total.....	22,067	245,779	352,018	349,794	499,144	190,405	226,162	260,106	146,103	10,649	566	33	17	48	67	2,261,888	73.9					Spotted:																						4-S.M.	180	5,369	8,506	12,418	16,065	4,625	1,298	197	163	225	40	14	69	61	46,897	1.6					5-M.	4,729	62,488	65,938	61,737	60,320	16,174	7,139	2,165	1,416	842	207	30	15	109	324,326	10.6					6-S.L.M.	4,300	64,593	52,315	23,980	17,208	6,088	5,198	2,756	1,149	320	61	15	5	5	176,961	6.8					7-L.M.	4,133	30,648	18,262	4,814	5,003	588	177	628	177	42	6	2	1	1	70,911	2.3					8-S.O.	2,146	7,611	2,536	339	1,237	65	277	34	17	-	-	-	-	-	14,862	.5					Total.....	15,468	198,609	168,767	101,988	97,823	27,430	14,816	5,698	2,922	1,429	314	140	106	77	635,646	20.8					Tinged:																						3-G.M.	-	42	67	-	-	1	1	4	1	1	1	1	1	1	117	-						4-S.M.	9	1,842	1,380	206	89	2	16	6	6	1	-	-	-	-	3,567	.1						5-M.	266	4,244	2,028	220	333	2	40	7	3	-	-	-	-	-	7,323	.2						6-S.L.M.	334	2,066	1,024	62	323	1	50	-	-	-	-	-	-	-	3,819	.1						7-L.M.	178	651	773	10	231	-	16	-	-	-	-	-	-	-	1,739	.1						Total.....	786	8,714	5,463	488	977	6	106	14	10	1	-	-	-	-	16,666	.5						Yellow Stained:																						3-G.M.	-	13	-	-	-	-	-	-	-	-	-	-	-	-	-	-	-	-	-	-	-	4-S.M.	-	126	12	-	-	-	-	-	-	-	-	-	-	-	-	-	-	-	-	-	-	5-M.	-	82	76	-	-	-	-	-	-	-	-	-	-	-	-	-	-	-	-	-	-	Total.....	106	332	101	-	-	6	1	-	-	-	-	-	-	-	644	-						Gray:																						3-G.M.	-	11	13	60	78	-	1	4	1	4	5	2	-	-	1	162	.1					4-S.M.	43	372	526	300	291	372	183	70	15	8	3	-	-	-	2	2,080	.1					5-M.	270	1,977	1,344	423	626	563	417	130	22	1	-	-	-	-	-	5,173	.2					6-S.L.M.	-	173	40	18	-	-	-	-	-	-	-	-	-	-	-	231	-					Total.....	313	2,653	1,923	791	992	830	600	201	41	14	3	2	-	-	3	9,246	.3					Below Grade.....	607	980	979	9	197	24	10	-	-	-	-	-	-	-	-	2,806	.1					All grades.....	59,826	484,906	499,271	463,076	699,377	218,713	241,967	267,370	156,911	56,406	60,867	13,467	3,624	2,451	1,756	1/3,060,486	100.0																																																																																																																		
8-S.O.	-	-	-	-	-	-	-	-	-	-	-	-	-	-	-	-	-	-	-	-	-	9-O.O.	-	-	-	-	-	-	-	-	-	-	-	-	-	-	-	-	-	-	-	-	-	Total.....	8	40	8	139	38	271	1,351	7,836	44,312	59,996	13,292	3,802	2,223	1,689	134,708	4.4						White:																						1-M.F.	-	-	-	-	-	-	-	-	-	-	-	-	-	-	-	-	-	-	-	-	-	2-S.G.M.	-	-	-	-	-	-	-	-	-	-	-	-	-	-	-	-	-	-	-	-	-	3-G.M.	-	-	-	-	-	-	-	-	-	-	-	-	-	-	-	-	-	-	-	-	-	4-S.M.	781	8,998	28,958	74,680	185,043	56,107	46,000	41,824	22,188	1,238	62	315	6	32	49	1,099,613	35.8					5-M.	6,182	90,292	156,437	169,537	224,236	81,702	116,377	160,856	97,991	6,709	316	10	10	10	49	518,943	17.0					6-S.L.M.	7,000	92,115	102,841	79,071	81,462	38,780	47,548	48,508	24,647	2,470	136	32	17	18	158,914	6.2					7-L.M.	6,658	45,478	32,037	19,417	22,686	10,187	11,769	7,569	2,791	232	39	17	17	18	19,797	.6					8-S.O.	1,068	5,766	3,719	1,979	3,490	1,836	1,691	1,691	1,691	206	-	-	-	-	1,860	.1					9-O.O.	360	864	288	98	166	57	25	-	-	-	-	-	-	-	2,261,888	73.9					Total.....	22,067	245,779	352,018	349,794	499,144	190,405	226,162	260,106	146,103	10,649	566	33	17	48	67	2,261,888	73.9					Spotted:																						4-S.M.	180	5,369	8,506	12,418	16,065	4,625	1,298	197	163	225	40	14	69	61	46,897	1.6					5-M.	4,729	62,488	65,938	61,737	60,320	16,174	7,139	2,165	1,416	842	207	30	15	109	324,326	10.6					6-S.L.M.	4,300	64,593	52,315	23,980	17,208	6,088	5,198	2,756	1,149	320	61	15	5	5	176,961	6.8					7-L.M.	4,133	30,648	18,262	4,814	5,003	588	177	628	177	42	6	2	1	1	70,911	2.3					8-S.O.	2,146	7,611	2,536	339	1,237	65	277	34	17	-	-	-	-	-	14,862	.5					Total.....	15,468	198,609	168,767	101,988	97,823	27,430	14,816	5,698	2,922	1,429	314	140	106	77	635,646	20.8					Tinged:																						3-G.M.	-	42	67	-	-	1	1	4	1	1	1	1	1	1	117	-						4-S.M.	9	1,842	1,380	206	89	2	16	6	6	1	-	-	-	-	3,567	.1						5-M.	266	4,244	2,028	220	333	2	40	7	3	-	-	-	-	-	7,323	.2						6-S.L.M.	334	2,066	1,024	62	323	1	50	-	-	-	-	-	-	-	3,819	.1						7-L.M.	178	651	773	10	231	-	16	-	-	-	-	-	-	-	1,739	.1						Total.....	786	8,714	5,463	488	977	6	106	14	10	1	-	-	-	-	16,666	.5						Yellow Stained:																						3-G.M.	-	13	-	-	-	-	-	-	-	-	-	-	-	-	-	-	-	-	-	-	-	4-S.M.	-	126	12	-	-	-	-	-	-	-	-	-	-	-	-	-	-	-	-	-	-	5-M.	-	82	76	-	-	-	-	-	-	-	-	-	-	-	-	-	-	-	-	-	-	Total.....	106	332	101	-	-	6	1	-	-	-	-	-	-	-	644	-						Gray:																						3-G.M.	-	11	13	60	78	-	1	4	1	4	5	2	-	-	1	162	.1					4-S.M.	43	372	526	300	291	372	183	70	15	8	3	-	-	-	2	2,080	.1					5-M.	270	1,977	1,344	423	626	563	417	130	22	1	-	-	-	-	-	5,173	.2					6-S.L.M.	-	173	40	18	-	-	-	-	-	-	-	-	-	-	-	231	-					Total.....	313	2,653	1,923	791	992	830	600	201	41	14	3	2	-	-	3	9,246	.3					Below Grade.....	607	980	979	9	197	24	10	-	-	-	-	-	-	-	-	2,806	.1					All grades.....	59,826	484,906	499,271	463,076	699,377	218,713	241,967	267,370	156,911	56,406	60,867	13,467	3,624	2,451	1,756	1/3,060,486	100.0																																																																																																																																								
9-O.O.	-	-	-	-	-	-	-	-	-	-	-	-	-	-	-	-	-	-	-	-	-	Total.....	8	40	8	139	38	271	1,351	7,836	44,312	59,996	13,292	3,802	2,223	1,689	134,708	4.4						White:																						1-M.F.	-	-	-	-	-	-	-	-	-	-	-	-	-	-	-	-	-	-	-	-	-	2-S.G.M.	-	-	-	-	-	-	-	-	-	-	-	-	-	-	-	-	-	-	-	-	-	3-G.M.	-	-	-	-	-	-	-	-	-	-	-	-	-	-	-	-	-	-	-	-	-	4-S.M.	781	8,998	28,958	74,680	185,043	56,107	46,000	41,824	22,188	1,238	62	315	6	32	49	1,099,613	35.8					5-M.	6,182	90,292	156,437	169,537	224,236	81,702	116,377	160,856	97,991	6,709	316	10	10	10	49	518,943	17.0					6-S.L.M.	7,000	92,115	102,841	79,071	81,462	38,780	47,548	48,508	24,647	2,470	136	32	17	18	158,914	6.2					7-L.M.	6,658	45,478	32,037	19,417	22,686	10,187	11,769	7,569	2,791	232	39	17	17	18	19,797	.6					8-S.O.	1,068	5,766	3,719	1,979	3,490	1,836	1,691	1,691	1,691	206	-	-	-	-	1,860	.1					9-O.O.	360	864	288	98	166	57	25	-	-	-	-	-	-	-	2,261,888	73.9					Total.....	22,067	245,779	352,018	349,794	499,144	190,405	226,162	260,106	146,103	10,649	566	33	17	48	67	2,261,888	73.9					Spotted:																						4-S.M.	180	5,369	8,506	12,418	16,065	4,625	1,298	197	163	225	40	14	69	61	46,897	1.6					5-M.	4,729	62,488	65,938	61,737	60,320	16,174	7,139	2,165	1,416	842	207	30	15	109	324,326	10.6					6-S.L.M.	4,300	64,593	52,315	23,980	17,208	6,088	5,198	2,756	1,149	320	61	15	5	5	176,961	6.8					7-L.M.	4,133	30,648	18,262	4,814	5,003	588	177	628	177	42	6	2	1	1	70,911	2.3					8-S.O.	2,146	7,611	2,536	339	1,237	65	277	34	17	-	-	-	-	-	14,862	.5					Total.....	15,468	198,609	168,767	101,988	97,823	27,430	14,816	5,698	2,922	1,429	314	140	106	77	635,646	20.8					Tinged:																						3-G.M.	-	42	67	-	-	1	1	4	1	1	1	1	1	1	117	-						4-S.M.	9	1,842	1,380	206	89	2	16	6	6	1	-	-	-	-	3,567	.1						5-M.	266	4,244	2,028	220	333	2	40	7	3	-	-	-	-	-	7,323	.2						6-S.L.M.	334	2,066	1,024	62	323	1	50	-	-	-	-	-	-	-	3,819	.1						7-L.M.	178	651	773	10	231	-	16	-	-	-	-	-	-	-	1,739	.1						Total.....	786	8,714	5,463	488	977	6	106	14	10	1	-	-	-	-	16,666	.5						Yellow Stained:																						3-G.M.	-	13	-	-	-	-	-	-	-	-	-	-	-	-	-	-	-	-	-	-	-	4-S.M.	-	126	12	-	-	-	-	-	-	-	-	-	-	-	-	-	-	-	-	-	-	5-M.	-	82	76	-	-	-	-	-	-	-	-	-	-	-	-	-	-	-	-	-	-	Total.....	106	332	101	-	-	6	1	-	-	-	-	-	-	-	644	-						Gray:																						3-G.M.	-	11	13	60	78	-	1	4	1	4	5	2	-	-	1	162	.1					4-S.M.	43	372	526	300	291	372	183	70	15	8	3	-	-	-	2	2,080	.1					5-M.	270	1,977	1,344	423	626	563	417	130	22	1	-	-	-	-	-	5,173	.2					6-S.L.M.	-	173	40	18	-	-	-	-	-	-	-	-	-	-	-	231	-					Total.....	313	2,653	1,923	791	992	830	600	201	41	14	3	2	-	-	3	9,246	.3					Below Grade.....	607	980	979	9	197	24	10	-	-	-	-	-	-	-	-	2,806	.1					All grades.....	59,826	484,906	499,271	463,076	699,377	218,713	241,967	267,370	156,911	56,406	60,867	13,467	3,624	2,451	1,756	1/3,060,486	100.0																																																																																																																																																														
Total.....	8	40	8	139	38	271	1,351	7,836	44,312	59,996	13,292	3,802	2,223	1,689	134,708	4.4						White:																						1-M.F.	-	-	-	-	-	-	-	-	-	-	-	-	-	-	-	-	-	-	-	-	-	2-S.G.M.	-	-	-	-	-	-	-	-	-	-	-	-	-	-	-	-	-	-	-	-	-	3-G.M.	-	-	-	-	-	-	-	-	-	-	-	-	-	-	-	-	-	-	-	-	-	4-S.M.	781	8,998	28,958	74,680	185,043	56,107	46,000	41,824	22,188	1,238	62	315	6	32	49	1,099,613	35.8					5-M.	6,182	90,292	156,437	169,537	224,236	81,702	116,377	160,856	97,991	6,709	316	10	10	10	49	518,943	17.0					6-S.L.M.	7,000	92,115	102,841	79,071	81,462	38,780	47,548	48,508	24,647	2,470	136	32	17	18	158,914	6.2					7-L.M.	6,658	45,478	32,037	19,417	22,686	10,187	11,769	7,569	2,791	232	39	17	17	18	19,797	.6					8-S.O.	1,068	5,766	3,719	1,979	3,490	1,836	1,691	1,691	1,691	206	-	-	-	-	1,860	.1					9-O.O.	360	864	288	98	166	57	25	-	-	-	-	-	-	-	2,261,888	73.9					Total.....	22,067	245,779	352,018	349,794	499,144	190,405	226,162	260,106	146,103	10,649	566	33	17	48	67	2,261,888	73.9					Spotted:																						4-S.M.	180	5,369	8,506	12,418	16,065	4,625	1,298	197	163	225	40	14	69	61	46,897	1.6					5-M.	4,729	62,488	65,938	61,737	60,320	16,174	7,139	2,165	1,416	842	207	30	15	109	324,326	10.6					6-S.L.M.	4,300	64,593	52,315	23,980	17,208	6,088	5,198	2,756	1,149	320	61	15	5	5	176,961	6.8					7-L.M.	4,133	30,648	18,262	4,814	5,003	588	177	628	177	42	6	2	1	1	70,911	2.3					8-S.O.	2,146	7,611	2,536	339	1,237	65	277	34	17	-	-	-	-	-	14,862	.5					Total.....	15,468	198,609	168,767	101,988	97,823	27,430	14,816	5,698	2,922	1,429	314	140	106	77	635,646	20.8					Tinged:																						3-G.M.	-	42	67	-	-	1	1	4	1	1	1	1	1	1	117	-						4-S.M.	9	1,842	1,380	206	89	2	16	6	6	1	-	-	-	-	3,567	.1						5-M.	266	4,244	2,028	220	333	2	40	7	3	-	-	-	-	-	7,323	.2						6-S.L.M.	334	2,066	1,024	62	323	1	50	-	-	-	-	-	-	-	3,819	.1						7-L.M.	178	651	773	10	231	-	16	-	-	-	-	-	-	-	1,739	.1						Total.....	786	8,714	5,463	488	977	6	106	14	10	1	-	-	-	-	16,666	.5						Yellow Stained:																						3-G.M.	-	13	-	-	-	-	-	-	-	-	-	-	-	-	-	-	-	-	-	-	-	4-S.M.	-	126	12	-	-	-	-	-	-	-	-	-	-	-	-	-	-	-	-	-	-	5-M.	-	82	76	-	-	-	-	-	-	-	-	-	-	-	-	-	-	-	-	-	-	Total.....	106	332	101	-	-	6	1	-	-	-	-	-	-	-	644	-						Gray:																						3-G.M.	-	11	13	60	78	-	1	4	1	4	5	2	-	-	1	162	.1					4-S.M.	43	372	526	300	291	372	183	70	15	8	3	-	-	-	2	2,080	.1					5-M.	270	1,977	1,344	423	626	563	417	130	22	1	-	-	-	-	-	5,173	.2					6-S.L.M.	-	173	40	18	-	-	-	-	-	-	-	-	-	-	-	231	-					Total.....	313	2,653	1,923	791	992	830	600	201	41	14	3	2	-	-	3	9,246	.3					Below Grade.....	607	980	979	9	197	24	10	-	-	-	-	-	-	-	-	2,806	.1					All grades.....	59,826	484,906	499,271	463,076	699,377	218,713	241,967	267,370	156,911	56,406	60,867	13,467	3,624	2,451	1,756	1/3,060,486	100.0																																																																																																																																																																																				
White:																						1-M.F.	-	-	-	-	-	-	-	-	-	-	-	-	-	-	-	-	-	-	-	-	-	2-S.G.M.	-	-	-	-	-	-	-	-	-	-	-	-	-	-	-	-	-	-	-	-	-	3-G.M.	-	-	-	-	-	-	-	-	-	-	-	-	-	-	-	-	-	-	-	-	-	4-S.M.	781	8,998	28,958	74,680	185,043	56,107	46,000	41,824	22,188	1,238	62	315	6	32	49	1,099,613	35.8					5-M.	6,182	90,292	156,437	169,537	224,236	81,702	116,377	160,856	97,991	6,709	316	10	10	10	49	518,943	17.0					6-S.L.M.	7,000	92,115	102,841	79,071	81,462	38,780	47,548	48,508	24,647	2,470	136	32	17	18	158,914	6.2					7-L.M.	6,658	45,478	32,037	19,417	22,686	10,187	11,769	7,569	2,791	232	39	17	17	18	19,797	.6					8-S.O.	1,068	5,766	3,719	1,979	3,490	1,836	1,691	1,691	1,691	206	-	-	-	-	1,860	.1					9-O.O.	360	864	288	98	166	57	25	-	-	-	-	-	-	-	2,261,888	73.9					Total.....	22,067	245,779	352,018	349,794	499,144	190,405	226,162	260,106	146,103	10,649	566	33	17	48	67	2,261,888	73.9					Spotted:																						4-S.M.	180	5,369	8,506	12,418	16,065	4,625	1,298	197	163	225	40	14	69	61	46,897	1.6					5-M.	4,729	62,488	65,938	61,737	60,320	16,174	7,139	2,165	1,416	842	207	30	15	109	324,326	10.6					6-S.L.M.	4,300	64,593	52,315	23,980	17,208	6,088	5,198	2,756	1,149	320	61	15	5	5	176,961	6.8					7-L.M.	4,133	30,648	18,262	4,814	5,003	588	177	628	177	42	6	2	1	1	70,911	2.3					8-S.O.	2,146	7,611	2,536	339	1,237	65	277	34	17	-	-	-	-	-	14,862	.5					Total.....	15,468	198,609	168,767	101,988	97,823	27,430	14,816	5,698	2,922	1,429	314	140	106	77	635,646	20.8					Tinged:																						3-G.M.	-	42	67	-	-	1	1	4	1	1	1	1	1	1	117	-						4-S.M.	9	1,842	1,380	206	89	2	16	6	6	1	-	-	-	-	3,567	.1						5-M.	266	4,244	2,028	220	333	2	40	7	3	-	-	-	-	-	7,323	.2						6-S.L.M.	334	2,066	1,024	62	323	1	50	-	-	-	-	-	-	-	3,819	.1						7-L.M.	178	651	773	10	231	-	16	-	-	-	-	-	-	-	1,739	.1						Total.....	786	8,714	5,463	488	977	6	106	14	10	1	-	-	-	-	16,666	.5						Yellow Stained:																						3-G.M.	-	13	-	-	-	-	-	-	-	-	-	-	-	-	-	-	-	-	-	-	-	4-S.M.	-	126	12	-	-	-	-	-	-	-	-	-	-	-	-	-	-	-	-	-	-	5-M.	-	82	76	-	-	-	-	-	-	-	-	-	-	-	-	-	-	-	-	-	-	Total.....	106	332	101	-	-	6	1	-	-	-	-	-	-	-	644	-						Gray:																						3-G.M.	-	11	13	60	78	-	1	4	1	4	5	2	-	-	1	162	.1					4-S.M.	43	372	526	300	291	372	183	70	15	8	3	-	-	-	2	2,080	.1					5-M.	270	1,977	1,344	423	626	563	417	130	22	1	-	-	-	-	-	5,173	.2					6-S.L.M.	-	173	40	18	-	-	-	-	-	-	-	-	-	-	-	231	-					Total.....	313	2,653	1,923	791	992	830	600	201	41	14	3	2	-	-	3	9,246	.3					Below Grade.....	607	980	979	9	197	24	10	-	-	-	-	-	-	-	-	2,806	.1					All grades.....	59,826	484,906	499,271	463,076	699,377	218,713	241,967	267,370	156,911	56,406	60,867	13,467	3,624	2,451	1,756	1/3,060,486	100.0																																																																																																																																																																																																										
1-M.F.	-	-	-	-	-	-	-	-	-	-	-	-	-	-	-	-	-	-	-	-	-	2-S.G.M.	-	-	-	-	-	-	-	-	-	-	-	-	-	-	-	-	-	-	-	-	-	3-G.M.	-	-	-	-	-	-	-	-	-	-	-	-	-	-	-	-	-	-	-	-	-	4-S.M.	781	8,998	28,958	74,680	185,043	56,107	46,000	41,824	22,188	1,238	62	315	6	32	49	1,099,613	35.8					5-M.	6,182	90,292	156,437	169,537	224,236	81,702	116,377	160,856	97,991	6,709	316	10	10	10	49	518,943	17.0					6-S.L.M.	7,000	92,115	102,841	79,071	81,462	38,780	47,548	48,508	24,647	2,470	136	32	17	18	158,914	6.2					7-L.M.	6,658	45,478	32,037	19,417	22,686	10,187	11,769	7,569	2,791	232	39	17	17	18	19,797	.6					8-S.O.	1,068	5,766	3,719	1,979	3,490	1,836	1,691	1,691	1,691	206	-	-	-	-	1,860	.1					9-O.O.	360	864	288	98	166	57	25	-	-	-	-	-	-	-	2,261,888	73.9					Total.....	22,067	245,779	352,018	349,794	499,144	190,405	226,162	260,106	146,103	10,649	566	33	17	48	67	2,261,888	73.9					Spotted:																						4-S.M.	180	5,369	8,506	12,418	16,065	4,625	1,298	197	163	225	40	14	69	61	46,897	1.6					5-M.	4,729	62,488	65,938	61,737	60,320	16,174	7,139	2,165	1,416	842	207	30	15	109	324,326	10.6					6-S.L.M.	4,300	64,593	52,315	23,980	17,208	6,088	5,198	2,756	1,149	320	61	15	5	5	176,961	6.8					7-L.M.	4,133	30,648	18,262	4,814	5,003	588	177	628	177	42	6	2	1	1	70,911	2.3					8-S.O.	2,146	7,611	2,536	339	1,237	65	277	34	17	-	-	-	-	-	14,862	.5					Total.....	15,468	198,609	168,767	101,988	97,823	27,430	14,816	5,698	2,922	1,429	314	140	106	77	635,646	20.8					Tinged:																						3-G.M.	-	42	67	-	-	1	1	4	1	1	1	1	1	1	117	-						4-S.M.	9	1,842	1,380	206	89	2	16	6	6	1	-	-	-	-	3,567	.1						5-M.	266	4,244	2,028	220	333	2	40	7	3	-	-	-	-	-	7,323	.2						6-S.L.M.	334	2,066	1,024	62	323	1	50	-	-	-	-	-	-	-	3,819	.1						7-L.M.	178	651	773	10	231	-	16	-	-	-	-	-	-	-	1,739	.1						Total.....	786	8,714	5,463	488	977	6	106	14	10	1	-	-	-	-	16,666	.5						Yellow Stained:																						3-G.M.	-	13	-	-	-	-	-	-	-	-	-	-	-	-	-	-	-	-	-	-	-	4-S.M.	-	126	12	-	-	-	-	-	-	-	-	-	-	-	-	-	-	-	-	-	-	5-M.	-	82	76	-	-	-	-	-	-	-	-	-	-	-	-	-	-	-	-	-	-	Total.....	106	332	101	-	-	6	1	-	-	-	-	-	-	-	644	-						Gray:																						3-G.M.	-	11	13	60	78	-	1	4	1	4	5	2	-	-	1	162	.1					4-S.M.	43	372	526	300	291	372	183	70	15	8	3	-	-	-	2	2,080	.1					5-M.	270	1,977	1,344	423	626	563	417	130	22	1	-	-	-	-	-	5,173	.2					6-S.L.M.	-	173	40	18	-	-	-	-	-	-	-	-	-	-	-	231	-					Total.....	313	2,653	1,923	791	992	830	600	201	41	14	3	2	-	-	3	9,246	.3					Below Grade.....	607	980	979	9	197	24	10	-	-	-	-	-	-	-	-	2,806	.1					All grades.....	59,826	484,906	499,271	463,076	699,377	218,713	241,967	267,370	156,911	56,406	60,867	13,467	3,624	2,451	1,756	1/3,060,486	100.0																																																																																																																																																																																																																																
2-S.G.M.	-	-	-	-	-	-	-	-	-	-	-	-	-	-	-	-	-	-	-	-	-	3-G.M.	-	-	-	-	-	-	-	-	-	-	-	-	-	-	-	-	-	-	-	-	-	4-S.M.	781	8,998	28,958	74,680	185,043	56,107	46,000	41,824	22,188	1,238	62	315	6	32	49	1,099,613	35.8					5-M.	6,182	90,292	156,437	169,537	224,236	81,702	116,377	160,856	97,991	6,709	316	10	10	10	49	518,943	17.0					6-S.L.M.	7,000	92,115	102,841	79,071	81,462	38,780	47,548	48,508	24,647	2,470	136	32	17	18	158,914	6.2					7-L.M.	6,658	45,478	32,037	19,417	22,686	10,187	11,769	7,569	2,791	232	39	17	17	18	19,797	.6					8-S.O.	1,068	5,766	3,719	1,979	3,490	1,836	1,691	1,691	1,691	206	-	-	-	-	1,860	.1					9-O.O.	360	864	288	98	166	57	25	-	-	-	-	-	-	-	2,261,888	73.9					Total.....	22,067	245,779	352,018	349,794	499,144	190,405	226,162	260,106	146,103	10,649	566	33	17	48	67	2,261,888	73.9					Spotted:																						4-S.M.	180	5,369	8,506	12,418	16,065	4,625	1,298	197	163	225	40	14	69	61	46,897	1.6					5-M.	4,729	62,488	65,938	61,737	60,320	16,174	7,139	2,165	1,416	842	207	30	15	109	324,326	10.6					6-S.L.M.	4,300	64,593	52,315	23,980	17,208	6,088	5,198	2,756	1,149	320	61	15	5	5	176,961	6.8					7-L.M.	4,133	30,648	18,262	4,814	5,003	588	177	628	177	42	6	2	1	1	70,911	2.3					8-S.O.	2,146	7,611	2,536	339	1,237	65	277	34	17	-	-	-	-	-	14,862	.5					Total.....	15,468	198,609	168,767	101,988	97,823	27,430	14,816	5,698	2,922	1,429	314	140	106	77	635,646	20.8					Tinged:																						3-G.M.	-	42	67	-	-	1	1	4	1	1	1	1	1	1	117	-						4-S.M.	9	1,842	1,380	206	89	2	16	6	6	1	-	-	-	-	3,567	.1						5-M.	266	4,244	2,028	220	333	2	40	7	3	-	-	-	-	-	7,323	.2						6-S.L.M.	334	2,066	1,024	62	323	1	50	-	-	-	-	-	-	-	3,819	.1						7-L.M.	178	651	773	10	231	-	16	-	-	-	-	-	-	-	1,739	.1						Total.....	786	8,714	5,463	488	977	6	106	14	10	1	-	-	-	-	16,666	.5						Yellow Stained:																						3-G.M.	-	13	-	-	-	-	-	-	-	-	-	-	-	-	-	-	-	-	-	-	-	4-S.M.	-	126	12	-	-	-	-	-	-	-	-	-	-	-	-	-	-	-	-	-	-	5-M.	-	82	76	-	-	-	-	-	-	-	-	-	-	-	-	-	-	-	-	-	-	Total.....	106	332	101	-	-	6	1	-	-	-	-	-	-	-	644	-						Gray:																						3-G.M.	-	11	13	60	78	-	1	4	1	4	5	2	-	-	1	162	.1					4-S.M.	43	372	526	300	291	372	183	70	15	8	3	-	-	-	2	2,080	.1					5-M.	270	1,977	1,344	423	626	563	417	130	22	1	-	-	-	-	-	5,173	.2					6-S.L.M.	-	173	40	18	-	-	-	-	-	-	-	-	-	-	-	231	-					Total.....	313	2,653	1,923	791	992	830	600	201	41	14	3	2	-	-	3	9,246	.3					Below Grade.....	607	980	979	9	197	24	10	-	-	-	-	-	-	-	-	2,806	.1					All grades.....	59,826	484,906	499,271	463,076	699,377	218,713	241,967	267,370	156,911	56,406	60,867	13,467	3,624	2,451	1,756	1/3,060,486	100.0																																																																																																																																																																																																																																																						
3-G.M.	-	-	-	-	-	-	-	-	-	-	-	-	-	-	-	-	-	-	-	-	-	4-S.M.	781	8,998	28,958	74,680	185,043	56,107	46,000	41,824	22,188	1,238	62	315	6	32	49	1,099,613	35.8					5-M.	6,182	90,292	156,437	169,537	224,236	81,702	116,377	160,856	97,991	6,709	316	10	10	10	49	518,943	17.0					6-S.L.M.	7,000	92,115	102,841	79,071	81,462	38,780	47,548	48,508	24,647	2,470	136	32	17	18	158,914	6.2					7-L.M.	6,658	45,478	32,037	19,417	22,686	10,187	11,769	7,569	2,791	232	39	17	17	18	19,797	.6					8-S.O.	1,068	5,766	3,719	1,979	3,490	1,836	1,691	1,691	1,691	206	-	-	-	-	1,860	.1					9-O.O.	360	864	288	98	166	57	25	-	-	-	-	-	-	-	2,261,888	73.9					Total.....	22,067	245,779	352,018	349,794	499,144	190,405	226,162	260,106	146,103	10,649	566	33	17	48	67	2,261,888	73.9					Spotted:																						4-S.M.	180	5,369	8,506	12,418	16,065	4,625	1,298	197	163	225	40	14	69	61	46,897	1.6					5-M.	4,729	62,488	65,938	61,737	60,320	16,174	7,139	2,165	1,416	842	207	30	15	109	324,326	10.6					6-S.L.M.	4,300	64,593	52,315	23,980	17,208	6,088	5,198	2,756	1,149	320	61	15	5	5	176,961	6.8					7-L.M.	4,133	30,648	18,262	4,814	5,003	588	177	628	177	42	6	2	1	1	70,911	2.3					8-S.O.	2,146	7,611	2,536	339	1,237	65	277	34	17	-	-	-	-	-	14,862	.5					Total.....	15,468	198,609	168,767	101,988	97,823	27,430	14,816	5,698	2,922	1,429	314	140	106	77	635,646	20.8					Tinged:																						3-G.M.	-	42	67	-	-	1	1	4	1	1	1	1	1	1	117	-						4-S.M.	9	1,842	1,380	206	89	2	16	6	6	1	-	-	-	-	3,567	.1						5-M.	266	4,244	2,028	220	333	2	40	7	3	-	-	-	-	-	7,323	.2						6-S.L.M.	334	2,066	1,024	62	323	1	50	-	-	-	-	-	-	-	3,819	.1						7-L.M.	178	651	773	10	231	-	16	-	-	-	-	-	-	-	1,739	.1						Total.....	786	8,714	5,463	488	977	6	106	14	10	1	-	-	-	-	16,666	.5						Yellow Stained:																						3-G.M.	-	13	-	-	-	-	-	-	-	-	-	-	-	-	-	-	-	-	-	-	-	4-S.M.	-	126	12	-	-	-	-	-	-	-	-	-	-	-	-	-	-	-	-	-	-	5-M.	-	82	76	-	-	-	-	-	-	-	-	-	-	-	-	-	-	-	-	-	-	Total.....	106	332	101	-	-	6	1	-	-	-	-	-	-	-	644	-						Gray:																						3-G.M.	-	11	13	60	78	-	1	4	1	4	5	2	-	-	1	162	.1					4-S.M.	43	372	526	300	291	372	183	70	15	8	3	-	-	-	2	2,080	.1					5-M.	270	1,977	1,344	423	626	563	417	130	22	1	-	-	-	-	-	5,173	.2					6-S.L.M.	-	173	40	18	-	-	-	-	-	-	-	-	-	-	-	231	-					Total.....	313	2,653	1,923	791	992	830	600	201	41	14	3	2	-	-	3	9,246	.3					Below Grade.....	607	980	979	9	197	24	10	-	-	-	-	-	-	-	-	2,806	.1					All grades.....	59,826	484,906	499,271	463,076	699,377	218,713	241,967	267,370	156,911	56,406	60,867	13,467	3,624	2,451	1,756	1/3,060,486	100.0																																																																																																																																																																																																																																																																												
4-S.M.	781	8,998	28,958	74,680	185,043	56,107	46,000	41,824	22,188	1,238	62	315	6	32	49	1,099,613	35.8					5-M.	6,182	90,292	156,437	169,537	224,236	81,702	116,377	160,856	97,991	6,709	316	10	10	10	49	518,943	17.0					6-S.L.M.	7,000	92,115	102,841	79,071	81,462	38,780	47,548	48,508	24,647	2,470	136	32	17	18	158,914	6.2					7-L.M.	6,658	45,478	32,037	19,417	22,686	10,187	11,769	7,569	2,791	232	39	17	17	18	19,797	.6					8-S.O.	1,068	5,766	3,719	1,979	3,490	1,836	1,691	1,691	1,691	206	-	-	-	-	1,860	.1					9-O.O.	360	864	288	98	166	57	25	-	-	-	-	-	-	-	2,261,888	73.9					Total.....	22,067	245,779	352,018	349,794	499,144	190,405	226,162	260,106	146,103	10,649	566	33	17	48	67	2,261,888	73.9					Spotted:																						4-S.M.	180	5,369	8,506	12,418	16,065	4,625	1,298	197	163	225	40	14	69	61	46,897	1.6					5-M.	4,729	62,488	65,938	61,737	60,320	16,174	7,139	2,165	1,416	842	207	30	15	109	324,326	10.6					6-S.L.M.	4,300	64,593	52,315	23,980	17,208	6,088	5,198	2,756	1,149	320	61	15	5	5	176,961	6.8					7-L.M.	4,133	30,648	18,262	4,814	5,003	588	177	628	177	42	6	2	1	1	70,911	2.3					8-S.O.	2,146	7,611	2,536	339	1,237	65	277	34	17	-	-	-	-	-	14,862	.5					Total.....	15,468	198,609	168,767	101,988	97,823	27,430	14,816	5,698	2,922	1,429	314	140	106	77	635,646	20.8					Tinged:																						3-G.M.	-	42	67	-	-	1	1	4	1	1	1	1	1	1	117	-						4-S.M.	9	1,842	1,380	206	89	2	16	6	6	1	-	-	-	-	3,567	.1						5-M.	266	4,244	2,028	220	333	2	40	7	3	-	-	-	-	-	7,323	.2						6-S.L.M.	334	2,066	1,024	62	323	1	50	-	-	-	-	-	-	-	3,819	.1						7-L.M.	178	651	773	10	231	-	16	-	-	-	-	-	-	-	1,739	.1						Total.....	786	8,714	5,463	488	977	6	106	14	10	1	-	-	-	-	16,666	.5						Yellow Stained:																						3-G.M.	-	13	-	-	-	-	-	-	-	-	-	-	-	-	-	-	-	-	-	-	-	4-S.M.	-	126	12	-	-	-	-	-	-	-	-	-	-	-	-	-	-	-	-	-	-	5-M.	-	82	76	-	-	-	-	-	-	-	-	-	-	-	-	-	-	-	-	-	-	Total.....	106	332	101	-	-	6	1	-	-	-	-	-	-	-	644	-						Gray:																						3-G.M.	-	11	13	60	78	-	1	4	1	4	5	2	-	-	1	162	.1					4-S.M.	43	372	526	300	291	372	183	70	15	8	3	-	-	-	2	2,080	.1					5-M.	270	1,977	1,344	423	626	563	417	130	22	1	-	-	-	-	-	5,173	.2					6-S.L.M.	-	173	40	18	-	-	-	-	-	-	-	-	-	-	-	231	-					Total.....	313	2,653	1,923	791	992	830	600	201	41	14	3	2	-	-	3	9,246	.3					Below Grade.....	607	980	979	9	197	24	10	-	-	-	-	-	-	-	-	2,806	.1					All grades.....	59,826	484,906	499,271	463,076	699,377	218,713	241,967	267,370	156,911	56,406	60,867	13,467	3,624	2,451	1,756	1/3,060,486	100.0																																																																																																																																																																																																																																																																																																		
5-M.	6,182	90,292	156,437	169,537	224,236	81,702	116,377	160,856	97,991	6,709	316	10	10	10	49	518,943	17.0					6-S.L.M.	7,000	92,115	102,841	79,071	81,462	38,780	47,548	48,508	24,647	2,470	136	32	17	18	158,914	6.2					7-L.M.	6,658	45,478	32,037	19,417	22,686	10,187	11,769	7,569	2,791	232	39	17	17	18	19,797	.6					8-S.O.	1,068	5,766	3,719	1,979	3,490	1,836	1,691	1,691	1,691	206	-	-	-	-	1,860	.1					9-O.O.	360	864	288	98	166	57	25	-	-	-	-	-	-	-	2,261,888	73.9					Total.....	22,067	245,779	352,018	349,794	499,144	190,405	226,162	260,106	146,103	10,649	566	33	17	48	67	2,261,888	73.9					Spotted:																						4-S.M.	180	5,369	8,506	12,418	16,065	4,625	1,298	197	163	225	40	14	69	61	46,897	1.6					5-M.	4,729	62,488	65,938	61,737	60,320	16,174	7,139	2,165	1,416	842	207	30	15	109	324,326	10.6					6-S.L.M.	4,300	64,593	52,315	23,980	17,208	6,088	5,198	2,756	1,149	320	61	15	5	5	176,961	6.8					7-L.M.	4,133	30,648	18,262	4,814	5,003	588	177	628	177	42	6	2	1	1	70,911	2.3					8-S.O.	2,146	7,611	2,536	339	1,237	65	277	34	17	-	-	-	-	-	14,862	.5					Total.....	15,468	198,609	168,767	101,988	97,823	27,430	14,816	5,698	2,922	1,429	314	140	106	77	635,646	20.8					Tinged:																						3-G.M.	-	42	67	-	-	1	1	4	1	1	1	1	1	1	117	-						4-S.M.	9	1,842	1,380	206	89	2	16	6	6	1	-	-	-	-	3,567	.1						5-M.	266	4,244	2,028	220	333	2	40	7	3	-	-	-	-	-	7,323	.2						6-S.L.M.	334	2,066	1,024	62	323	1	50	-	-	-	-	-	-	-	3,819	.1						7-L.M.	178	651	773	10	231	-	16	-	-	-	-	-	-	-	1,739	.1						Total.....	786	8,714	5,463	488	977	6	106	14	10	1	-	-	-	-	16,666	.5						Yellow Stained:																						3-G.M.	-	13	-	-	-	-	-	-	-	-	-	-	-	-	-	-	-	-	-	-	-	4-S.M.	-	126	12	-	-	-	-	-	-	-	-	-	-	-	-	-	-	-	-	-	-	5-M.	-	82	76	-	-	-	-	-	-	-	-	-	-	-	-	-	-	-	-	-	-	Total.....	106	332	101	-	-	6	1	-	-	-	-	-	-	-	644	-						Gray:																						3-G.M.	-	11	13	60	78	-	1	4	1	4	5	2	-	-	1	162	.1					4-S.M.	43	372	526	300	291	372	183	70	15	8	3	-	-	-	2	2,080	.1					5-M.	270	1,977	1,344	423	626	563	417	130	22	1	-	-	-	-	-	5,173	.2					6-S.L.M.	-	173	40	18	-	-	-	-	-	-	-	-	-	-	-	231	-					Total.....	313	2,653	1,923	791	992	830	600	201	41	14	3	2	-	-	3	9,246	.3					Below Grade.....	607	980	979	9	197	24	10	-	-	-	-	-	-	-	-	2,806	.1					All grades.....	59,826	484,906	499,271	463,076	699,377	218,713	241,967	267,370	156,911	56,406	60,867	13,467	3,624	2,451	1,756	1/3,060,486	100.0																																																																																																																																																																																																																																																																																																																								
6-S.L.M.	7,000	92,115	102,841	79,071	81,462	38,780	47,548	48,508	24,647	2,470	136	32	17	18	158,914	6.2					7-L.M.	6,658	45,478	32,037	19,417	22,686	10,187	11,769	7,569	2,791	232	39	17	17	18	19,797	.6					8-S.O.	1,068	5,766	3,719	1,979	3,490	1,836	1,691	1,691	1,691	206	-	-	-	-	1,860	.1					9-O.O.	360	864	288	98	166	57	25	-	-	-	-	-	-	-	2,261,888	73.9					Total.....	22,067	245,779	352,018	349,794	499,144	190,405	226,162	260,106	146,103	10,649	566	33	17	48	67	2,261,888	73.9					Spotted:																						4-S.M.	180	5,369	8,506	12,418	16,065	4,625	1,298	197	163	225	40	14	69	61	46,897	1.6					5-M.	4,729	62,488	65,938	61,737	60,320	16,174	7,139	2,165	1,416	842	207	30	15	109	324,326	10.6					6-S.L.M.	4,300	64,593	52,315	23,980	17,208	6,088	5,198	2,756	1,149	320	61	15	5	5	176,961	6.8					7-L.M.	4,133	30,648	18,262	4,814	5,003	588	177	628	177	42	6	2	1	1	70,911	2.3					8-S.O.	2,146	7,611	2,536	339	1,237	65	277	34	17	-	-	-	-	-	14,862	.5					Total.....	15,468	198,609	168,767	101,988	97,823	27,430	14,816	5,698	2,922	1,429	314	140	106	77	635,646	20.8					Tinged:																						3-G.M.	-	42	67	-	-	1	1	4	1	1	1	1	1	1	117	-						4-S.M.	9	1,842	1,380	206	89	2	16	6	6	1	-	-	-	-	3,567	.1						5-M.	266	4,244	2,028	220	333	2	40	7	3	-	-	-	-	-	7,323	.2						6-S.L.M.	334	2,066	1,024	62	323	1	50	-	-	-	-	-	-	-	3,819	.1						7-L.M.	178	651	773	10	231	-	16	-	-	-	-	-	-	-	1,739	.1						Total.....	786	8,714	5,463	488	977	6	106	14	10	1	-	-	-	-	16,666	.5						Yellow Stained:																						3-G.M.	-	13	-	-	-	-	-	-	-	-	-	-	-	-	-	-	-	-	-	-	-	4-S.M.	-	126	12	-	-	-	-	-	-	-	-	-	-	-	-	-	-	-	-	-	-	5-M.	-	82	76	-	-	-	-	-	-	-	-	-	-	-	-	-	-	-	-	-	-	Total.....	106	332	101	-	-	6	1	-	-	-	-	-	-	-	644	-						Gray:																						3-G.M.	-	11	13	60	78	-	1	4	1	4	5	2	-	-	1	162	.1					4-S.M.	43	372	526	300	291	372	183	70	15	8	3	-	-	-	2	2,080	.1					5-M.	270	1,977	1,344	423	626	563	417	130	22	1	-	-	-	-	-	5,173	.2					6-S.L.M.	-	173	40	18	-	-	-	-	-	-	-	-	-	-	-	231	-					Total.....	313	2,653	1,923	791	992	830	600	201	41	14	3	2	-	-	3	9,246	.3					Below Grade.....	607	980	979	9	197	24	10	-	-	-	-	-	-	-	-	2,806	.1					All grades.....	59,826	484,906	499,271	463,076	699,377	218,713	241,967	267,370	156,911	56,406	60,867	13,467	3,624	2,451	1,756	1/3,060,486	100.0																																																																																																																																																																																																																																																																																																																																														
7-L.M.	6,658	45,478	32,037	19,417	22,686	10,187	11,769	7,569	2,791	232	39	17	17	18	19,797	.6					8-S.O.	1,068	5,766	3,719	1,979	3,490	1,836	1,691	1,691	1,691	206	-	-	-	-	1,860	.1					9-O.O.	360	864	288	98	166	57	25	-	-	-	-	-	-	-	2,261,888	73.9					Total.....	22,067	245,779	352,018	349,794	499,144	190,405	226,162	260,106	146,103	10,649	566	33	17	48	67	2,261,888	73.9					Spotted:																						4-S.M.	180	5,369	8,506	12,418	16,065	4,625	1,298	197	163	225	40	14	69	61	46,897	1.6					5-M.	4,729	62,488	65,938	61,737	60,320	16,174	7,139	2,165	1,416	842	207	30	15	109	324,326	10.6					6-S.L.M.	4,300	64,593	52,315	23,980	17,208	6,088	5,198	2,756	1,149	320	61	15	5	5	176,961	6.8					7-L.M.	4,133	30,648	18,262	4,814	5,003	588	177	628	177	42	6	2	1	1	70,911	2.3					8-S.O.	2,146	7,611	2,536	339	1,237	65	277	34	17	-	-	-	-	-	14,862	.5					Total.....	15,468	198,609	168,767	101,988	97,823	27,430	14,816	5,698	2,922	1,429	314	140	106	77	635,646	20.8					Tinged:																						3-G.M.	-	42	67	-	-	1	1	4	1	1	1	1	1	1	117	-						4-S.M.	9	1,842	1,380	206	89	2	16	6	6	1	-	-	-	-	3,567	.1						5-M.	266	4,244	2,028	220	333	2	40	7	3	-	-	-	-	-	7,323	.2						6-S.L.M.	334	2,066	1,024	62	323	1	50	-	-	-	-	-	-	-	3,819	.1						7-L.M.	178	651	773	10	231	-	16	-	-	-	-	-	-	-	1,739	.1						Total.....	786	8,714	5,463	488	977	6	106	14	10	1	-	-	-	-	16,666	.5						Yellow Stained:																						3-G.M.	-	13	-	-	-	-	-	-	-	-	-	-	-	-	-	-	-	-	-	-	-	4-S.M.	-	126	12	-	-	-	-	-	-	-	-	-	-	-	-	-	-	-	-	-	-	5-M.	-	82	76	-	-	-	-	-	-	-	-	-	-	-	-	-	-	-	-	-	-	Total.....	106	332	101	-	-	6	1	-	-	-	-	-	-	-	644	-						Gray:																						3-G.M.	-	11	13	60	78	-	1	4	1	4	5	2	-	-	1	162	.1					4-S.M.	43	372	526	300	291	372	183	70	15	8	3	-	-	-	2	2,080	.1					5-M.	270	1,977	1,344	423	626	563	417	130	22	1	-	-	-	-	-	5,173	.2					6-S.L.M.	-	173	40	18	-	-	-	-	-	-	-	-	-	-	-	231	-					Total.....	313	2,653	1,923	791	992	830	600	201	41	14	3	2	-	-	3	9,246	.3					Below Grade.....	607	980	979	9	197	24	10	-	-	-	-	-	-	-	-	2,806	.1					All grades.....	59,826	484,906	499,271	463,076	699,377	218,713	241,967	267,370	156,911	56,406	60,867	13,467	3,624	2,451	1,756	1/3,060,486	100.0																																																																																																																																																																																																																																																																																																																																																																			
8-S.O.	1,068	5,766	3,719	1,979	3,490	1,836	1,691	1,691	1,691	206	-	-	-	-	1,860	.1					9-O.O.	360	864	288	98	166	57	25	-	-	-	-	-	-	-	2,261,888	73.9					Total.....	22,067	245,779	352,018	349,794	499,144	190,405	226,162	260,106	146,103	10,649	566	33	17	48	67	2,261,888	73.9					Spotted:																						4-S.M.	180	5,369	8,506	12,418	16,065	4,625	1,298	197	163	225	40	14	69	61	46,897	1.6					5-M.	4,729	62,488	65,938	61,737	60,320	16,174	7,139	2,165	1,416	842	207	30	15	109	324,326	10.6					6-S.L.M.	4,300	64,593	52,315	23,980	17,208	6,088	5,198	2,756	1,149	320	61	15	5	5	176,961	6.8					7-L.M.	4,133	30,648	18,262	4,814	5,003	588	177	628	177	42	6	2	1	1	70,911	2.3					8-S.O.	2,146	7,611	2,536	339	1,237	65	277	34	17	-	-	-	-	-	14,862	.5					Total.....	15,468	198,609	168,767	101,988	97,823	27,430	14,816	5,698	2,922	1,429	314	140	106	77	635,646	20.8					Tinged:																						3-G.M.	-	42	67	-	-	1	1	4	1	1	1	1	1	1	117	-						4-S.M.	9	1,842	1,380	206	89	2	16	6	6	1	-	-	-	-	3,567	.1						5-M.	266	4,244	2,028	220	333	2	40	7	3	-	-	-	-	-	7,323	.2						6-S.L.M.	334	2,066	1,024	62	323	1	50	-	-	-	-	-	-	-	3,819	.1						7-L.M.	178	651	773	10	231	-	16	-	-	-	-	-	-	-	1,739	.1						Total.....	786	8,714	5,463	488	977	6	106	14	10	1	-	-	-	-	16,666	.5						Yellow Stained:																						3-G.M.	-	13	-	-	-	-	-	-	-	-	-	-	-	-	-	-	-	-	-	-	-	4-S.M.	-	126	12	-	-	-	-	-	-	-	-	-	-	-	-	-	-	-	-	-	-	5-M.	-	82	76	-	-	-	-	-	-	-	-	-	-	-	-	-	-	-	-	-	-	Total.....	106	332	101	-	-	6	1	-	-	-	-	-	-	-	644	-						Gray:																						3-G.M.	-	11	13	60	78	-	1	4	1	4	5	2	-	-	1	162	.1					4-S.M.	43	372	526	300	291	372	183	70	15	8	3	-	-	-	2	2,080	.1					5-M.	270	1,977	1,344	423	626	563	417	130	22	1	-	-	-	-	-	5,173	.2					6-S.L.M.	-	173	40	18	-	-	-	-	-	-	-	-	-	-	-	231	-					Total.....	313	2,653	1,923	791	992	830	600	201	41	14	3	2	-	-	3	9,246	.3					Below Grade.....	607	980	979	9	197	24	10	-	-	-	-	-	-	-	-	2,806	.1					All grades.....	59,826	484,906	499,271	463,076	699,377	218,713	241,967	267,370	156,911	56,406	60,867	13,467	3,624	2,451	1,756	1/3,060,486	100.0																																																																																																																																																																																																																																																																																																																																																																																								
9-O.O.	360	864	288	98	166	57	25	-	-	-	-	-	-	-	2,261,888	73.9					Total.....	22,067	245,779	352,018	349,794	499,144	190,405	226,162	260,106	146,103	10,649	566	33	17	48	67	2,261,888	73.9					Spotted:																						4-S.M.	180	5,369	8,506	12,418	16,065	4,625	1,298	197	163	225	40	14	69	61	46,897	1.6					5-M.	4,729	62,488	65,938	61,737	60,320	16,174	7,139	2,165	1,416	842	207	30	15	109	324,326	10.6					6-S.L.M.	4,300	64,593	52,315	23,980	17,208	6,088	5,198	2,756	1,149	320	61	15	5	5	176,961	6.8					7-L.M.	4,133	30,648	18,262	4,814	5,003	588	177	628	177	42	6	2	1	1	70,911	2.3					8-S.O.	2,146	7,611	2,536	339	1,237	65	277	34	17	-	-	-	-	-	14,862	.5					Total.....	15,468	198,609	168,767	101,988	97,823	27,430	14,816	5,698	2,922	1,429	314	140	106	77	635,646	20.8					Tinged:																						3-G.M.	-	42	67	-	-	1	1	4	1	1	1	1	1	1	117	-						4-S.M.	9	1,842	1,380	206	89	2	16	6	6	1	-	-	-	-	3,567	.1						5-M.	266	4,244	2,028	220	333	2	40	7	3	-	-	-	-	-	7,323	.2						6-S.L.M.	334	2,066	1,024	62	323	1	50	-	-	-	-	-	-	-	3,819	.1						7-L.M.	178	651	773	10	231	-	16	-	-	-	-	-	-	-	1,739	.1						Total.....	786	8,714	5,463	488	977	6	106	14	10	1	-	-	-	-	16,666	.5						Yellow Stained:																						3-G.M.	-	13	-	-	-	-	-	-	-	-	-	-	-	-	-	-	-	-	-	-	-	4-S.M.	-	126	12	-	-	-	-	-	-	-	-	-	-	-	-	-	-	-	-	-	-	5-M.	-	82	76	-	-	-	-	-	-	-	-	-	-	-	-	-	-	-	-	-	-	Total.....	106	332	101	-	-	6	1	-	-	-	-	-	-	-	644	-						Gray:																						3-G.M.	-	11	13	60	78	-	1	4	1	4	5	2	-	-	1	162	.1					4-S.M.	43	372	526	300	291	372	183	70	15	8	3	-	-	-	2	2,080	.1					5-M.	270	1,977	1,344	423	626	563	417	130	22	1	-	-	-	-	-	5,173	.2					6-S.L.M.	-	173	40	18	-	-	-	-	-	-	-	-	-	-	-	231	-					Total.....	313	2,653	1,923	791	992	830	600	201	41	14	3	2	-	-	3	9,246	.3					Below Grade.....	607	980	979	9	197	24	10	-	-	-	-	-	-	-	-	2,806	.1					All grades.....	59,826	484,906	499,271	463,076	699,377	218,713	241,967	267,370	156,911	56,406	60,867	13,467	3,624	2,451	1,756	1/3,060,486	100.0																																																																																																																																																																																																																																																																																																																																																																																																													
Total.....	22,067	245,779	352,018	349,794	499,144	190,405	226,162	260,106	146,103	10,649	566	33	17	48	67	2,261,888	73.9					Spotted:																						4-S.M.	180	5,369	8,506	12,418	16,065	4,625	1,298	197	163	225	40	14	69	61	46,897	1.6					5-M.	4,729	62,488	65,938	61,737	60,320	16,174	7,139	2,165	1,416	842	207	30	15	109	324,326	10.6					6-S.L.M.	4,300	64,593	52,315	23,980	17,208	6,088	5,198	2,756	1,149	320	61	15	5	5	176,961	6.8					7-L.M.	4,133	30,648	18,262	4,814	5,003	588	177	628	177	42	6	2	1	1	70,911	2.3					8-S.O.	2,146	7,611	2,536	339	1,237	65	277	34	17	-	-	-	-	-	14,862	.5					Total.....	15,468	198,609	168,767	101,988	97,823	27,430	14,816	5,698	2,922	1,429	314	140	106	77	635,646	20.8					Tinged:																						3-G.M.	-	42	67	-	-	1	1	4	1	1	1	1	1	1	117	-						4-S.M.	9	1,842	1,380	206	89	2	16	6	6	1	-	-	-	-	3,567	.1						5-M.	266	4,244	2,028	220	333	2	40	7	3	-	-	-	-	-	7,323	.2						6-S.L.M.	334	2,066	1,024	62	323	1	50	-	-	-	-	-	-	-	3,819	.1						7-L.M.	178	651	773	10	231	-	16	-	-	-	-	-	-	-	1,739	.1						Total.....	786	8,714	5,463	488	977	6	106	14	10	1	-	-	-	-	16,666	.5						Yellow Stained:																						3-G.M.	-	13	-	-	-	-	-	-	-	-	-	-	-	-	-	-	-	-	-	-	-	4-S.M.	-	126	12	-	-	-	-	-	-	-	-	-	-	-	-	-	-	-	-	-	-	5-M.	-	82	76	-	-	-	-	-	-	-	-	-	-	-	-	-	-	-	-	-	-	Total.....	106	332	101	-	-	6	1	-	-	-	-	-	-	-	644	-						Gray:																						3-G.M.	-	11	13	60	78	-	1	4	1	4	5	2	-	-	1	162	.1					4-S.M.	43	372	526	300	291	372	183	70	15	8	3	-	-	-	2	2,080	.1					5-M.	270	1,977	1,344	423	626	563	417	130	22	1	-	-	-	-	-	5,173	.2					6-S.L.M.	-	173	40	18	-	-	-	-	-	-	-	-	-	-	-	231	-					Total.....	313	2,653	1,923	791	992	830	600	201	41	14	3	2	-	-	3	9,246	.3					Below Grade.....	607	980	979	9	197	24	10	-	-	-	-	-	-	-	-	2,806	.1					All grades.....	59,826	484,906	499,271	463,076	699,377	218,713	241,967	267,370	156,911	56,406	60,867	13,467	3,624	2,451	1,756	1/3,060,486	100.0																																																																																																																																																																																																																																																																																																																																																																																																																																		
Spotted:																						4-S.M.	180	5,369	8,506	12,418	16,065	4,625	1,298	197	163	225	40	14	69	61	46,897	1.6					5-M.	4,729	62,488	65,938	61,737	60,320	16,174	7,139	2,165	1,416	842	207	30	15	109	324,326	10.6					6-S.L.M.	4,300	64,593	52,315	23,980	17,208	6,088	5,198	2,756	1,149	320	61	15	5	5	176,961	6.8					7-L.M.	4,133	30,648	18,262	4,814	5,003	588	177	628	177	42	6	2	1	1	70,911	2.3					8-S.O.	2,146	7,611	2,536	339	1,237	65	277	34	17	-	-	-	-	-	14,862	.5					Total.....	15,468	198,609	168,767	101,988	97,823	27,430	14,816	5,698	2,922	1,429	314	140	106	77	635,646	20.8					Tinged:																						3-G.M.	-	42	67	-	-	1	1	4	1	1	1	1	1	1	117	-						4-S.M.	9	1,842	1,380	206	89	2	16	6	6	1	-	-	-	-	3,567	.1						5-M.	266	4,244	2,028	220	333	2	40	7	3	-	-	-	-	-	7,323	.2						6-S.L.M.	334	2,066	1,024	62	323	1	50	-	-	-	-	-	-	-	3,819	.1						7-L.M.	178	651	773	10	231	-	16	-	-	-	-	-	-	-	1,739	.1						Total.....	786	8,714	5,463	488	977	6	106	14	10	1	-	-	-	-	16,666	.5						Yellow Stained:																						3-G.M.	-	13	-	-	-	-	-	-	-	-	-	-	-	-	-	-	-	-	-	-	-	4-S.M.	-	126	12	-	-	-	-	-	-	-	-	-	-	-	-	-	-	-	-	-	-	5-M.	-	82	76	-	-	-	-	-	-	-	-	-	-	-	-	-	-	-	-	-	-	Total.....	106	332	101	-	-	6	1	-	-	-	-	-	-	-	644	-						Gray:																						3-G.M.	-	11	13	60	78	-	1	4	1	4	5	2	-	-	1	162	.1					4-S.M.	43	372	526	300	291	372	183	70	15	8	3	-	-	-	2	2,080	.1					5-M.	270	1,977	1,344	423	626	563	417	130	22	1	-	-	-	-	-	5,173	.2					6-S.L.M.	-	173	40	18	-	-	-	-	-	-	-	-	-	-	-	231	-					Total.....	313	2,653	1,923	791	992	830	600	201	41	14	3	2	-	-	3	9,246	.3					Below Grade.....	607	980	979	9	197	24	10	-	-	-	-	-	-	-	-	2,806	.1					All grades.....	59,826	484,906	499,271	463,076	699,377	218,713	241,967	267,370	156,911	56,406	60,867	13,467	3,624	2,451	1,756	1/3,060,486	100.0																																																																																																																																																																																																																																																																																																																																																																																																																																																								
4-S.M.	180	5,369	8,506	12,418	16,065	4,625	1,298	197	163	225	40	14	69	61	46,897	1.6					5-M.	4,729	62,488	65,938	61,737	60,320	16,174	7,139	2,165	1,416	842	207	30	15	109	324,326	10.6					6-S.L.M.	4,300	64,593	52,315	23,980	17,208	6,088	5,198	2,756	1,149	320	61	15	5	5	176,961	6.8					7-L.M.	4,133	30,648	18,262	4,814	5,003	588	177	628	177	42	6	2	1	1	70,911	2.3					8-S.O.	2,146	7,611	2,536	339	1,237	65	277	34	17	-	-	-	-	-	14,862	.5					Total.....	15,468	198,609	168,767	101,988	97,823	27,430	14,816	5,698	2,922	1,429	314	140	106	77	635,646	20.8					Tinged:																						3-G.M.	-	42	67	-	-	1	1	4	1	1	1	1	1	1	117	-						4-S.M.	9	1,842	1,380	206	89	2	16	6	6	1	-	-	-	-	3,567	.1						5-M.	266	4,244	2,028	220	333	2	40	7	3	-	-	-	-	-	7,323	.2						6-S.L.M.	334	2,066	1,024	62	323	1	50	-	-	-	-	-	-	-	3,819	.1						7-L.M.	178	651	773	10	231	-	16	-	-	-	-	-	-	-	1,739	.1						Total.....	786	8,714	5,463	488	977	6	106	14	10	1	-	-	-	-	16,666	.5						Yellow Stained:																						3-G.M.	-	13	-	-	-	-	-	-	-	-	-	-	-	-	-	-	-	-	-	-	-	4-S.M.	-	126	12	-	-	-	-	-	-	-	-	-	-	-	-	-	-	-	-	-	-	5-M.	-	82	76	-	-	-	-	-	-	-	-	-	-	-	-	-	-	-	-	-	-	Total.....	106	332	101	-	-	6	1	-	-	-	-	-	-	-	644	-						Gray:																						3-G.M.	-	11	13	60	78	-	1	4	1	4	5	2	-	-	1	162	.1					4-S.M.	43	372	526	300	291	372	183	70	15	8	3	-	-	-	2	2,080	.1					5-M.	270	1,977	1,344	423	626	563	417	130	22	1	-	-	-	-	-	5,173	.2					6-S.L.M.	-	173	40	18	-	-	-	-	-	-	-	-	-	-	-	231	-					Total.....	313	2,653	1,923	791	992	830	600	201	41	14	3	2	-	-	3	9,246	.3					Below Grade.....	607	980	979	9	197	24	10	-	-	-	-	-	-	-	-	2,806	.1					All grades.....	59,826	484,906	499,271	463,076	699,377	218,713	241,967	267,370	156,911	56,406	60,867	13,467	3,624	2,451	1,756	1/3,060,486	100.0																																																																																																																																																																																																																																																																																																																																																																																																																																																																														
5-M.	4,729	62,488	65,938	61,737	60,320	16,174	7,139	2,165	1,416	842	207	30	15	109	324,326	10.6					6-S.L.M.	4,300	64,593	52,315	23,980	17,208	6,088	5,198	2,756	1,149	320	61	15	5	5	176,961	6.8					7-L.M.	4,133	30,648	18,262	4,814	5,003	588	177	628	177	42	6	2	1	1	70,911	2.3					8-S.O.	2,146	7,611	2,536	339	1,237	65	277	34	17	-	-	-	-	-	14,862	.5					Total.....	15,468	198,609	168,767	101,988	97,823	27,430	14,816	5,698	2,922	1,429	314	140	106	77	635,646	20.8					Tinged:																						3-G.M.	-	42	67	-	-	1	1	4	1	1	1	1	1	1	117	-						4-S.M.	9	1,842	1,380	206	89	2	16	6	6	1	-	-	-	-	3,567	.1						5-M.	266	4,244	2,028	220	333	2	40	7	3	-	-	-	-	-	7,323	.2						6-S.L.M.	334	2,066	1,024	62	323	1	50	-	-	-	-	-	-	-	3,819	.1						7-L.M.	178	651	773	10	231	-	16	-	-	-	-	-	-	-	1,739	.1						Total.....	786	8,714	5,463	488	977	6	106	14	10	1	-	-	-	-	16,666	.5						Yellow Stained:																						3-G.M.	-	13	-	-	-	-	-	-	-	-	-	-	-	-	-	-	-	-	-	-	-	4-S.M.	-	126	12	-	-	-	-	-	-	-	-	-	-	-	-	-	-	-	-	-	-	5-M.	-	82	76	-	-	-	-	-	-	-	-	-	-	-	-	-	-	-	-	-	-	Total.....	106	332	101	-	-	6	1	-	-	-	-	-	-	-	644	-						Gray:																						3-G.M.	-	11	13	60	78	-	1	4	1	4	5	2	-	-	1	162	.1					4-S.M.	43	372	526	300	291	372	183	70	15	8	3	-	-	-	2	2,080	.1					5-M.	270	1,977	1,344	423	626	563	417	130	22	1	-	-	-	-	-	5,173	.2					6-S.L.M.	-	173	40	18	-	-	-	-	-	-	-	-	-	-	-	231	-					Total.....	313	2,653	1,923	791	992	830	600	201	41	14	3	2	-	-	3	9,246	.3					Below Grade.....	607	980	979	9	197	24	10	-	-	-	-	-	-	-	-	2,806	.1					All grades.....	59,826	484,906	499,271	463,076	699,377	218,713	241,967	267,370	156,911	56,406	60,867	13,467	3,624	2,451	1,756	1/3,060,486	100.0																																																																																																																																																																																																																																																																																																																																																																																																																																																																																																			
6-S.L.M.	4,300	64,593	52,315	23,980	17,208	6,088	5,198	2,756	1,149	320	61	15	5	5	176,961	6.8					7-L.M.	4,133	30,648	18,262	4,814	5,003	588	177	628	177	42	6	2	1	1	70,911	2.3					8-S.O.	2,146	7,611	2,536	339	1,237	65	277	34	17	-	-	-	-	-	14,862	.5					Total.....	15,468	198,609	168,767	101,988	97,823	27,430	14,816	5,698	2,922	1,429	314	140	106	77	635,646	20.8					Tinged:																						3-G.M.	-	42	67	-	-	1	1	4	1	1	1	1	1	1	117	-						4-S.M.	9	1,842	1,380	206	89	2	16	6	6	1	-	-	-	-	3,567	.1						5-M.	266	4,244	2,028	220	333	2	40	7	3	-	-	-	-	-	7,323	.2						6-S.L.M.	334	2,066	1,024	62	323	1	50	-	-	-	-	-	-	-	3,819	.1						7-L.M.	178	651	773	10	231	-	16	-	-	-	-	-	-	-	1,739	.1						Total.....	786	8,714	5,463	488	977	6	106	14	10	1	-	-	-	-	16,666	.5						Yellow Stained:																						3-G.M.	-	13	-	-	-	-	-	-	-	-	-	-	-	-	-	-	-	-	-	-	-	4-S.M.	-	126	12	-	-	-	-	-	-	-	-	-	-	-	-	-	-	-	-	-	-	5-M.	-	82	76	-	-	-	-	-	-	-	-	-	-	-	-	-	-	-	-	-	-	Total.....	106	332	101	-	-	6	1	-	-	-	-	-	-	-	644	-						Gray:																						3-G.M.	-	11	13	60	78	-	1	4	1	4	5	2	-	-	1	162	.1					4-S.M.	43	372	526	300	291	372	183	70	15	8	3	-	-	-	2	2,080	.1					5-M.	270	1,977	1,344	423	626	563	417	130	22	1	-	-	-	-	-	5,173	.2					6-S.L.M.	-	173	40	18	-	-	-	-	-	-	-	-	-	-	-	231	-					Total.....	313	2,653	1,923	791	992	830	600	201	41	14	3	2	-	-	3	9,246	.3					Below Grade.....	607	980	979	9	197	24	10	-	-	-	-	-	-	-	-	2,806	.1					All grades.....	59,826	484,906	499,271	463,076	699,377	218,713	241,967	267,370	156,911	56,406	60,867	13,467	3,624	2,451	1,756	1/3,060,486	100.0																																																																																																																																																																																																																																																																																																																																																																																																																																																																																																																								
7-L.M.	4,133	30,648	18,262	4,814	5,003	588	177	628	177	42	6	2	1	1	70,911	2.3					8-S.O.	2,146	7,611	2,536	339	1,237	65	277	34	17	-	-	-	-	-	14,862	.5					Total.....	15,468	198,609	168,767	101,988	97,823	27,430	14,816	5,698	2,922	1,429	314	140	106	77	635,646	20.8					Tinged:																						3-G.M.	-	42	67	-	-	1	1	4	1	1	1	1	1	1	117	-						4-S.M.	9	1,842	1,380	206	89	2	16	6	6	1	-	-	-	-	3,567	.1						5-M.	266	4,244	2,028	220	333	2	40	7	3	-	-	-	-	-	7,323	.2						6-S.L.M.	334	2,066	1,024	62	323	1	50	-	-	-	-	-	-	-	3,819	.1						7-L.M.	178	651	773	10	231	-	16	-	-	-	-	-	-	-	1,739	.1						Total.....	786	8,714	5,463	488	977	6	106	14	10	1	-	-	-	-	16,666	.5						Yellow Stained:																						3-G.M.	-	13	-	-	-	-	-	-	-	-	-	-	-	-	-	-	-	-	-	-	-	4-S.M.	-	126	12	-	-	-	-	-	-	-	-	-	-	-	-	-	-	-	-	-	-	5-M.	-	82	76	-	-	-	-	-	-	-	-	-	-	-	-	-	-	-	-	-	-	Total.....	106	332	101	-	-	6	1	-	-	-	-	-	-	-	644	-						Gray:																						3-G.M.	-	11	13	60	78	-	1	4	1	4	5	2	-	-	1	162	.1					4-S.M.	43	372	526	300	291	372	183	70	15	8	3	-	-	-	2	2,080	.1					5-M.	270	1,977	1,344	423	626	563	417	130	22	1	-	-	-	-	-	5,173	.2					6-S.L.M.	-	173	40	18	-	-	-	-	-	-	-	-	-	-	-	231	-					Total.....	313	2,653	1,923	791	992	830	600	201	41	14	3	2	-	-	3	9,246	.3					Below Grade.....	607	980	979	9	197	24	10	-	-	-	-	-	-	-	-	2,806	.1					All grades.....	59,826	484,906	499,271	463,076	699,377	218,713	241,967	267,370	156,911	56,406	60,867	13,467	3,624	2,451	1,756	1/3,060,486	100.0																																																																																																																																																																																																																																																																																																																																																																																																																																																																																																																																													
8-S.O.	2,146	7,611	2,536	339	1,237	65	277	34	17	-	-	-	-	-	14,862	.5					Total.....	15,468	198,609	168,767	101,988	97,823	27,430	14,816	5,698	2,922	1,429	314	140	106	77	635,646	20.8					Tinged:																						3-G.M.	-	42	67	-	-	1	1	4	1	1	1	1	1	1	117	-						4-S.M.	9	1,842	1,380	206	89	2	16	6	6	1	-	-	-	-	3,567	.1						5-M.	266	4,244	2,028	220	333	2	40	7	3	-	-	-	-	-	7,323	.2						6-S.L.M.	334	2,066	1,024	62	323	1	50	-	-	-	-	-	-	-	3,819	.1						7-L.M.	178	651	773	10	231	-	16	-	-	-	-	-	-	-	1,739	.1						Total.....	786	8,714	5,463	488	977	6	106	14	10	1	-	-	-	-	16,666	.5						Yellow Stained:																						3-G.M.	-	13	-	-	-	-	-	-	-	-	-	-	-	-	-	-	-	-	-	-	-	4-S.M.	-	126	12	-	-	-	-	-	-	-	-	-	-	-	-	-	-	-	-	-	-	5-M.	-	82	76	-	-	-	-	-	-	-	-	-	-	-	-	-	-	-	-	-	-	Total.....	106	332	101	-	-	6	1	-	-	-	-	-	-	-	644	-						Gray:																						3-G.M.	-	11	13	60	78	-	1	4	1	4	5	2	-	-	1	162	.1					4-S.M.	43	372	526	300	291	372	183	70	15	8	3	-	-	-	2	2,080	.1					5-M.	270	1,977	1,344	423	626	563	417	130	22	1	-	-	-	-	-	5,173	.2					6-S.L.M.	-	173	40	18	-	-	-	-	-	-	-	-	-	-	-	231	-					Total.....	313	2,653	1,923	791	992	830	600	201	41	14	3	2	-	-	3	9,246	.3					Below Grade.....	607	980	979	9	197	24	10	-	-	-	-	-	-	-	-	2,806	.1					All grades.....	59,826	484,906	499,271	463,076	699,377	218,713	241,967	267,370	156,911	56,406	60,867	13,467	3,624	2,451	1,756	1/3,060,486	100.0																																																																																																																																																																																																																																																																																																																																																																																																																																																																																																																																																																		
Total.....	15,468	198,609	168,767	101,988	97,823	27,430	14,816	5,698	2,922	1,429	314	140	106	77	635,646	20.8					Tinged:																						3-G.M.	-	42	67	-	-	1	1	4	1	1	1	1	1	1	117	-						4-S.M.	9	1,842	1,380	206	89	2	16	6	6	1	-	-	-	-	3,567	.1						5-M.	266	4,244	2,028	220	333	2	40	7	3	-	-	-	-	-	7,323	.2						6-S.L.M.	334	2,066	1,024	62	323	1	50	-	-	-	-	-	-	-	3,819	.1						7-L.M.	178	651	773	10	231	-	16	-	-	-	-	-	-	-	1,739	.1						Total.....	786	8,714	5,463	488	977	6	106	14	10	1	-	-	-	-	16,666	.5						Yellow Stained:																						3-G.M.	-	13	-	-	-	-	-	-	-	-	-	-	-	-	-	-	-	-	-	-	-	4-S.M.	-	126	12	-	-	-	-	-	-	-	-	-	-	-	-	-	-	-	-	-	-	5-M.	-	82	76	-	-	-	-	-	-	-	-	-	-	-	-	-	-	-	-	-	-	Total.....	106	332	101	-	-	6	1	-	-	-	-	-	-	-	644	-						Gray:																						3-G.M.	-	11	13	60	78	-	1	4	1	4	5	2	-	-	1	162	.1					4-S.M.	43	372	526	300	291	372	183	70	15	8	3	-	-	-	2	2,080	.1					5-M.	270	1,977	1,344	423	626	563	417	130	22	1	-	-	-	-	-	5,173	.2					6-S.L.M.	-	173	40	18	-	-	-	-	-	-	-	-	-	-	-	231	-					Total.....	313	2,653	1,923	791	992	830	600	201	41	14	3	2	-	-	3	9,246	.3					Below Grade.....	607	980	979	9	197	24	10	-	-	-	-	-	-	-	-	2,806	.1					All grades.....	59,826	484,906	499,271	463,076	699,377	218,713	241,967	267,370	156,911	56,406	60,867	13,467	3,624	2,451	1,756	1/3,060,486	100.0																																																																																																																																																																																																																																																																																																																																																																																																																																																																																																																																																																																							
Tinged:																						3-G.M.	-	42	67	-	-	1	1	4	1	1	1	1	1	1	117	-						4-S.M.	9	1,842	1,380	206	89	2	16	6	6	1	-	-	-	-	3,567	.1						5-M.	266	4,244	2,028	220	333	2	40	7	3	-	-	-	-	-	7,323	.2						6-S.L.M.	334	2,066	1,024	62	323	1	50	-	-	-	-	-	-	-	3,819	.1						7-L.M.	178	651	773	10	231	-	16	-	-	-	-	-	-	-	1,739	.1						Total.....	786	8,714	5,463	488	977	6	106	14	10	1	-	-	-	-	16,666	.5						Yellow Stained:																						3-G.M.	-	13	-	-	-	-	-	-	-	-	-	-	-	-	-	-	-	-	-	-	-	4-S.M.	-	126	12	-	-	-	-	-	-	-	-	-	-	-	-	-	-	-	-	-	-	5-M.	-	82	76	-	-	-	-	-	-	-	-	-	-	-	-	-	-	-	-	-	-	Total.....	106	332	101	-	-	6	1	-	-	-	-	-	-	-	644	-						Gray:																						3-G.M.	-	11	13	60	78	-	1	4	1	4	5	2	-	-	1	162	.1					4-S.M.	43	372	526	300	291	372	183	70	15	8	3	-	-	-	2	2,080	.1					5-M.	270	1,977	1,344	423	626	563	417	130	22	1	-	-	-	-	-	5,173	.2					6-S.L.M.	-	173	40	18	-	-	-	-	-	-	-	-	-	-	-	231	-					Total.....	313	2,653	1,923	791	992	830	600	201	41	14	3	2	-	-	3	9,246	.3					Below Grade.....	607	980	979	9	197	24	10	-	-	-	-	-	-	-	-	2,806	.1					All grades.....	59,826	484,906	499,271	463,076	699,377	218,713	241,967	267,370	156,911	56,406	60,867	13,467	3,624	2,451	1,756	1/3,060,486	100.0																																																																																																																																																																																																																																																																																																																																																																																																																																																																																																																																																																																																												
3-G.M.	-	42	67	-	-	1	1	4	1	1	1	1	1	1	117	-						4-S.M.	9	1,842	1,380	206	89	2	16	6	6	1	-	-	-	-	3,567	.1						5-M.	266	4,244	2,028	220	333	2	40	7	3	-	-	-	-	-	7,323	.2						6-S.L.M.	334	2,066	1,024	62	323	1	50	-	-	-	-	-	-	-	3,819	.1						7-L.M.	178	651	773	10	231	-	16	-	-	-	-	-	-	-	1,739	.1						Total.....	786	8,714	5,463	488	977	6	106	14	10	1	-	-	-	-	16,666	.5						Yellow Stained:																						3-G.M.	-	13	-	-	-	-	-	-	-	-	-	-	-	-	-	-	-	-	-	-	-	4-S.M.	-	126	12	-	-	-	-	-	-	-	-	-	-	-	-	-	-	-	-	-	-	5-M.	-	82	76	-	-	-	-	-	-	-	-	-	-	-	-	-	-	-	-	-	-	Total.....	106	332	101	-	-	6	1	-	-	-	-	-	-	-	644	-						Gray:																						3-G.M.	-	11	13	60	78	-	1	4	1	4	5	2	-	-	1	162	.1					4-S.M.	43	372	526	300	291	372	183	70	15	8	3	-	-	-	2	2,080	.1					5-M.	270	1,977	1,344	423	626	563	417	130	22	1	-	-	-	-	-	5,173	.2					6-S.L.M.	-	173	40	18	-	-	-	-	-	-	-	-	-	-	-	231	-					Total.....	313	2,653	1,923	791	992	830	600	201	41	14	3	2	-	-	3	9,246	.3					Below Grade.....	607	980	979	9	197	24	10	-	-	-	-	-	-	-	-	2,806	.1					All grades.....	59,826	484,906	499,271	463,076	699,377	218,713	241,967	267,370	156,911	56,406	60,867	13,467	3,624	2,451	1,756	1/3,060,486	100.0																																																																																																																																																																																																																																																																																																																																																																																																																																																																																																																																																																																																																																		
4-S.M.	9	1,842	1,380	206	89	2	16	6	6	1	-	-	-	-	3,567	.1						5-M.	266	4,244	2,028	220	333	2	40	7	3	-	-	-	-	-	7,323	.2						6-S.L.M.	334	2,066	1,024	62	323	1	50	-	-	-	-	-	-	-	3,819	.1						7-L.M.	178	651	773	10	231	-	16	-	-	-	-	-	-	-	1,739	.1						Total.....	786	8,714	5,463	488	977	6	106	14	10	1	-	-	-	-	16,666	.5						Yellow Stained:																						3-G.M.	-	13	-	-	-	-	-	-	-	-	-	-	-	-	-	-	-	-	-	-	-	4-S.M.	-	126	12	-	-	-	-	-	-	-	-	-	-	-	-	-	-	-	-	-	-	5-M.	-	82	76	-	-	-	-	-	-	-	-	-	-	-	-	-	-	-	-	-	-	Total.....	106	332	101	-	-	6	1	-	-	-	-	-	-	-	644	-						Gray:																						3-G.M.	-	11	13	60	78	-	1	4	1	4	5	2	-	-	1	162	.1					4-S.M.	43	372	526	300	291	372	183	70	15	8	3	-	-	-	2	2,080	.1					5-M.	270	1,977	1,344	423	626	563	417	130	22	1	-	-	-	-	-	5,173	.2					6-S.L.M.	-	173	40	18	-	-	-	-	-	-	-	-	-	-	-	231	-					Total.....	313	2,653	1,923	791	992	830	600	201	41	14	3	2	-	-	3	9,246	.3					Below Grade.....	607	980	979	9	197	24	10	-	-	-	-	-	-	-	-	2,806	.1					All grades.....	59,826	484,906	499,271	463,076	699,377	218,713	241,967	267,370	156,911	56,406	60,867	13,467	3,624	2,451	1,756	1/3,060,486	100.0																																																																																																																																																																																																																																																																																																																																																																																																																																																																																																																																																																																																																																																								
5-M.	266	4,244	2,028	220	333	2	40	7	3	-	-	-	-	-	7,323	.2						6-S.L.M.	334	2,066	1,024	62	323	1	50	-	-	-	-	-	-	-	3,819	.1						7-L.M.	178	651	773	10	231	-	16	-	-	-	-	-	-	-	1,739	.1						Total.....	786	8,714	5,463	488	977	6	106	14	10	1	-	-	-	-	16,666	.5						Yellow Stained:																						3-G.M.	-	13	-	-	-	-	-	-	-	-	-	-	-	-	-	-	-	-	-	-	-	4-S.M.	-	126	12	-	-	-	-	-	-	-	-	-	-	-	-	-	-	-	-	-	-	5-M.	-	82	76	-	-	-	-	-	-	-	-	-	-	-	-	-	-	-	-	-	-	Total.....	106	332	101	-	-	6	1	-	-	-	-	-	-	-	644	-						Gray:																						3-G.M.	-	11	13	60	78	-	1	4	1	4	5	2	-	-	1	162	.1					4-S.M.	43	372	526	300	291	372	183	70	15	8	3	-	-	-	2	2,080	.1					5-M.	270	1,977	1,344	423	626	563	417	130	22	1	-	-	-	-	-	5,173	.2					6-S.L.M.	-	173	40	18	-	-	-	-	-	-	-	-	-	-	-	231	-					Total.....	313	2,653	1,923	791	992	830	600	201	41	14	3	2	-	-	3	9,246	.3					Below Grade.....	607	980	979	9	197	24	10	-	-	-	-	-	-	-	-	2,806	.1					All grades.....	59,826	484,906	499,271	463,076	699,377	218,713	241,967	267,370	156,911	56,406	60,867	13,467	3,624	2,451	1,756	1/3,060,486	100.0																																																																																																																																																																																																																																																																																																																																																																																																																																																																																																																																																																																																																																																																														
6-S.L.M.	334	2,066	1,024	62	323	1	50	-	-	-	-	-	-	-	3,819	.1						7-L.M.	178	651	773	10	231	-	16	-	-	-	-	-	-	-	1,739	.1						Total.....	786	8,714	5,463	488	977	6	106	14	10	1	-	-	-	-	16,666	.5						Yellow Stained:																						3-G.M.	-	13	-	-	-	-	-	-	-	-	-	-	-	-	-	-	-	-	-	-	-	4-S.M.	-	126	12	-	-	-	-	-	-	-	-	-	-	-	-	-	-	-	-	-	-	5-M.	-	82	76	-	-	-	-	-	-	-	-	-	-	-	-	-	-	-	-	-	-	Total.....	106	332	101	-	-	6	1	-	-	-	-	-	-	-	644	-						Gray:																						3-G.M.	-	11	13	60	78	-	1	4	1	4	5	2	-	-	1	162	.1					4-S.M.	43	372	526	300	291	372	183	70	15	8	3	-	-	-	2	2,080	.1					5-M.	270	1,977	1,344	423	626	563	417	130	22	1	-	-	-	-	-	5,173	.2					6-S.L.M.	-	173	40	18	-	-	-	-	-	-	-	-	-	-	-	231	-					Total.....	313	2,653	1,923	791	992	830	600	201	41	14	3	2	-	-	3	9,246	.3					Below Grade.....	607	980	979	9	197	24	10	-	-	-	-	-	-	-	-	2,806	.1					All grades.....	59,826	484,906	499,271	463,076	699,377	218,713	241,967	267,370	156,911	56,406	60,867	13,467	3,624	2,451	1,756	1/3,060,486	100.0																																																																																																																																																																																																																																																																																																																																																																																																																																																																																																																																																																																																																																																																																																				
7-L.M.	178	651	773	10	231	-	16	-	-	-	-	-	-	-	1,739	.1						Total.....	786	8,714	5,463	488	977	6	106	14	10	1	-	-	-	-	16,666	.5						Yellow Stained:																						3-G.M.	-	13	-	-	-	-	-	-	-	-	-	-	-	-	-	-	-	-	-	-	-	4-S.M.	-	126	12	-	-	-	-	-	-	-	-	-	-	-	-	-	-	-	-	-	-	5-M.	-	82	76	-	-	-	-	-	-	-	-	-	-	-	-	-	-	-	-	-	-	Total.....	106	332	101	-	-	6	1	-	-	-	-	-	-	-	644	-						Gray:																						3-G.M.	-	11	13	60	78	-	1	4	1	4	5	2	-	-	1	162	.1					4-S.M.	43	372	526	300	291	372	183	70	15	8	3	-	-	-	2	2,080	.1					5-M.	270	1,977	1,344	423	626	563	417	130	22	1	-	-	-	-	-	5,173	.2					6-S.L.M.	-	173	40	18	-	-	-	-	-	-	-	-	-	-	-	231	-					Total.....	313	2,653	1,923	791	992	830	600	201	41	14	3	2	-	-	3	9,246	.3					Below Grade.....	607	980	979	9	197	24	10	-	-	-	-	-	-	-	-	2,806	.1					All grades.....	59,826	484,906	499,271	463,076	699,377	218,713	241,967	267,370	156,911	56,406	60,867	13,467	3,624	2,451	1,756	1/3,060,486	100.0																																																																																																																																																																																																																																																																																																																																																																																																																																																																																																																																																																																																																																																																																																																										
Total.....	786	8,714	5,463	488	977	6	106	14	10	1	-	-	-	-	16,666	.5						Yellow Stained:																						3-G.M.	-	13	-	-	-	-	-	-	-	-	-	-	-	-	-	-	-	-	-	-	-	4-S.M.	-	126	12	-	-	-	-	-	-	-	-	-	-	-	-	-	-	-	-	-	-	5-M.	-	82	76	-	-	-	-	-	-	-	-	-	-	-	-	-	-	-	-	-	-	Total.....	106	332	101	-	-	6	1	-	-	-	-	-	-	-	644	-						Gray:																						3-G.M.	-	11	13	60	78	-	1	4	1	4	5	2	-	-	1	162	.1					4-S.M.	43	372	526	300	291	372	183	70	15	8	3	-	-	-	2	2,080	.1					5-M.	270	1,977	1,344	423	626	563	417	130	22	1	-	-	-	-	-	5,173	.2					6-S.L.M.	-	173	40	18	-	-	-	-	-	-	-	-	-	-	-	231	-					Total.....	313	2,653	1,923	791	992	830	600	201	41	14	3	2	-	-	3	9,246	.3					Below Grade.....	607	980	979	9	197	24	10	-	-	-	-	-	-	-	-	2,806	.1					All grades.....	59,826	484,906	499,271	463,076	699,377	218,713	241,967	267,370	156,911	56,406	60,867	13,467	3,624	2,451	1,756	1/3,060,486	100.0																																																																																																																																																																																																																																																																																																																																																																																																																																																																																																																																																																																																																																																																																																																																																
Yellow Stained:																						3-G.M.	-	13	-	-	-	-	-	-	-	-	-	-	-	-	-	-	-	-	-	-	-	4-S.M.	-	126	12	-	-	-	-	-	-	-	-	-	-	-	-	-	-	-	-	-	-	5-M.	-	82	76	-	-	-	-	-	-	-	-	-	-	-	-	-	-	-	-	-	-	Total.....	106	332	101	-	-	6	1	-	-	-	-	-	-	-	644	-						Gray:																						3-G.M.	-	11	13	60	78	-	1	4	1	4	5	2	-	-	1	162	.1					4-S.M.	43	372	526	300	291	372	183	70	15	8	3	-	-	-	2	2,080	.1					5-M.	270	1,977	1,344	423	626	563	417	130	22	1	-	-	-	-	-	5,173	.2					6-S.L.M.	-	173	40	18	-	-	-	-	-	-	-	-	-	-	-	231	-					Total.....	313	2,653	1,923	791	992	830	600	201	41	14	3	2	-	-	3	9,246	.3					Below Grade.....	607	980	979	9	197	24	10	-	-	-	-	-	-	-	-	2,806	.1					All grades.....	59,826	484,906	499,271	463,076	699,377	218,713	241,967	267,370	156,911	56,406	60,867	13,467	3,624	2,451	1,756	1/3,060,486	100.0																																																																																																																																																																																																																																																																																																																																																																																																																																																																																																																																																																																																																																																																																																																																																																						
3-G.M.	-	13	-	-	-	-	-	-	-	-	-	-	-	-	-	-	-	-	-	-	-	4-S.M.	-	126	12	-	-	-	-	-	-	-	-	-	-	-	-	-	-	-	-	-	-	5-M.	-	82	76	-	-	-	-	-	-	-	-	-	-	-	-	-	-	-	-	-	-	Total.....	106	332	101	-	-	6	1	-	-	-	-	-	-	-	644	-						Gray:																						3-G.M.	-	11	13	60	78	-	1	4	1	4	5	2	-	-	1	162	.1					4-S.M.	43	372	526	300	291	372	183	70	15	8	3	-	-	-	2	2,080	.1					5-M.	270	1,977	1,344	423	626	563	417	130	22	1	-	-	-	-	-	5,173	.2					6-S.L.M.	-	173	40	18	-	-	-	-	-	-	-	-	-	-	-	231	-					Total.....	313	2,653	1,923	791	992	830	600	201	41	14	3	2	-	-	3	9,246	.3					Below Grade.....	607	980	979	9	197	24	10	-	-	-	-	-	-	-	-	2,806	.1					All grades.....	59,826	484,906	499,271	463,076	699,377	218,713	241,967	267,370	156,911	56,406	60,867	13,467	3,624	2,451	1,756	1/3,060,486	100.0																																																																																																																																																																																																																																																																																																																																																																																																																																																																																																																																																																																																																																																																																																																																																																																												
4-S.M.	-	126	12	-	-	-	-	-	-	-	-	-	-	-	-	-	-	-	-	-	-	5-M.	-	82	76	-	-	-	-	-	-	-	-	-	-	-	-	-	-	-	-	-	-	Total.....	106	332	101	-	-	6	1	-	-	-	-	-	-	-	644	-						Gray:																						3-G.M.	-	11	13	60	78	-	1	4	1	4	5	2	-	-	1	162	.1					4-S.M.	43	372	526	300	291	372	183	70	15	8	3	-	-	-	2	2,080	.1					5-M.	270	1,977	1,344	423	626	563	417	130	22	1	-	-	-	-	-	5,173	.2					6-S.L.M.	-	173	40	18	-	-	-	-	-	-	-	-	-	-	-	231	-					Total.....	313	2,653	1,923	791	992	830	600	201	41	14	3	2	-	-	3	9,246	.3					Below Grade.....	607	980	979	9	197	24	10	-	-	-	-	-	-	-	-	2,806	.1					All grades.....	59,826	484,906	499,271	463,076	699,377	218,713	241,967	267,370	156,911	56,406	60,867	13,467	3,624	2,451	1,756	1/3,060,486	100.0																																																																																																																																																																																																																																																																																																																																																																																																																																																																																																																																																																																																																																																																																																																																																																																																																		
5-M.	-	82	76	-	-	-	-	-	-	-	-	-	-	-	-	-	-	-	-	-	-	Total.....	106	332	101	-	-	6	1	-	-	-	-	-	-	-	644	-						Gray:																						3-G.M.	-	11	13	60	78	-	1	4	1	4	5	2	-	-	1	162	.1					4-S.M.	43	372	526	300	291	372	183	70	15	8	3	-	-	-	2	2,080	.1					5-M.	270	1,977	1,344	423	626	563	417	130	22	1	-	-	-	-	-	5,173	.2					6-S.L.M.	-	173	40	18	-	-	-	-	-	-	-	-	-	-	-	231	-					Total.....	313	2,653	1,923	791	992	830	600	201	41	14	3	2	-	-	3	9,246	.3					Below Grade.....	607	980	979	9	197	24	10	-	-	-	-	-	-	-	-	2,806	.1					All grades.....	59,826	484,906	499,271	463,076	699,377	218,713	241,967	267,370	156,911	56,406	60,867	13,467	3,624	2,451	1,756	1/3,060,486	100.0																																																																																																																																																																																																																																																																																																																																																																																																																																																																																																																																																																																																																																																																																																																																																																																																																																								
Total.....	106	332	101	-	-	6	1	-	-	-	-	-	-	-	644	-						Gray:																						3-G.M.	-	11	13	60	78	-	1	4	1	4	5	2	-	-	1	162	.1					4-S.M.	43	372	526	300	291	372	183	70	15	8	3	-	-	-	2	2,080	.1					5-M.	270	1,977	1,344	423	626	563	417	130	22	1	-	-	-	-	-	5,173	.2					6-S.L.M.	-	173	40	18	-	-	-	-	-	-	-	-	-	-	-	231	-					Total.....	313	2,653	1,923	791	992	830	600	201	41	14	3	2	-	-	3	9,246	.3					Below Grade.....	607	980	979	9	197	24	10	-	-	-	-	-	-	-	-	2,806	.1					All grades.....	59,826	484,906	499,271	463,076	699,377	218,713	241,967	267,370	156,911	56,406	60,867	13,467	3,624	2,451	1,756	1/3,060,486	100.0																																																																																																																																																																																																																																																																																																																																																																																																																																																																																																																																																																																																																																																																																																																																																																																																																																																														
Gray:																						3-G.M.	-	11	13	60	78	-	1	4	1	4	5	2	-	-	1	162	.1					4-S.M.	43	372	526	300	291	372	183	70	15	8	3	-	-	-	2	2,080	.1					5-M.	270	1,977	1,344	423	626	563	417	130	22	1	-	-	-	-	-	5,173	.2					6-S.L.M.	-	173	40	18	-	-	-	-	-	-	-	-	-	-	-	231	-					Total.....	313	2,653	1,923	791	992	830	600	201	41	14	3	2	-	-	3	9,246	.3					Below Grade.....	607	980	979	9	197	24	10	-	-	-	-	-	-	-	-	2,806	.1					All grades.....	59,826	484,906	499,271	463,076	699,377	218,713	241,967	267,370	156,911	56,406	60,867	13,467	3,624	2,451	1,756	1/3,060,486	100.0																																																																																																																																																																																																																																																																																																																																																																																																																																																																																																																																																																																																																																																																																																																																																																																																																																																																																				
3-G.M.	-	11	13	60	78	-	1	4	1	4	5	2	-	-	1	162	.1					4-S.M.	43	372	526	300	291	372	183	70	15	8	3	-	-	-	2	2,080	.1					5-M.	270	1,977	1,344	423	626	563	417	130	22	1	-	-	-	-	-	5,173	.2					6-S.L.M.	-	173	40	18	-	-	-	-	-	-	-	-	-	-	-	231	-					Total.....	313	2,653	1,923	791	992	830	600	201	41	14	3	2	-	-	3	9,246	.3					Below Grade.....	607	980	979	9	197	24	10	-	-	-	-	-	-	-	-	2,806	.1					All grades.....	59,826	484,906	499,271	463,076	699,377	218,713	241,967	267,370	156,911	56,406	60,867	13,467	3,624	2,451	1,756	1/3,060,486	100.0																																																																																																																																																																																																																																																																																																																																																																																																																																																																																																																																																																																																																																																																																																																																																																																																																																																																																																										
4-S.M.	43	372	526	300	291	372	183	70	15	8	3	-	-	-	2	2,080	.1					5-M.	270	1,977	1,344	423	626	563	417	130	22	1	-	-	-	-	-	5,173	.2					6-S.L.M.	-	173	40	18	-	-	-	-	-	-	-	-	-	-	-	231	-					Total.....	313	2,653	1,923	791	992	830	600	201	41	14	3	2	-	-	3	9,246	.3					Below Grade.....	607	980	979	9	197	24	10	-	-	-	-	-	-	-	-	2,806	.1					All grades.....	59,826	484,906	499,271	463,076	699,377	218,713	241,967	267,370	156,911	56,406	60,867	13,467	3,624	2,451	1,756	1/3,060,486	100.0																																																																																																																																																																																																																																																																																																																																																																																																																																																																																																																																																																																																																																																																																																																																																																																																																																																																																																																																
5-M.	270	1,977	1,344	423	626	563	417	130	22	1	-	-	-	-	-	5,173	.2					6-S.L.M.	-	173	40	18	-	-	-	-	-	-	-	-	-	-	-	231	-					Total.....	313	2,653	1,923	791	992	830	600	201	41	14	3	2	-	-	3	9,246	.3					Below Grade.....	607	980	979	9	197	24	10	-	-	-	-	-	-	-	-	2,806	.1					All grades.....	59,826	484,906	499,271	463,076	699,377	218,713	241,967	267,370	156,911	56,406	60,867	13,467	3,624	2,451	1,756	1/3,060,486	100.0																																																																																																																																																																																																																																																																																																																																																																																																																																																																																																																																																																																																																																																																																																																																																																																																																																																																																																																																																						
6-S.L.M.	-	173	40	18	-	-	-	-	-	-	-	-	-	-	-	231	-					Total.....	313	2,653	1,923	791	992	830	600	201	41	14	3	2	-	-	3	9,246	.3					Below Grade.....	607	980	979	9	197	24	10	-	-	-	-	-	-	-	-	2,806	.1					All grades.....	59,826	484,906	499,271	463,076	699,377	218,713	241,967	267,370	156,911	56,406	60,867	13,467	3,624	2,451	1,756	1/3,060,486	100.0																																																																																																																																																																																																																																																																																																																																																																																																																																																																																																																																																																																																																																																																																																																																																																																																																																																																																																																																																																												
Total.....	313	2,653	1,923	791	992	830	600	201	41	14	3	2	-	-	3	9,246	.3					Below Grade.....	607	980	979	9	197	24	10	-	-	-	-	-	-	-	-	2,806	.1					All grades.....	59,826	484,906	499,271	463,076	699,377	218,713	241,967	267,370	156,911	56,406	60,867	13,467	3,624	2,451	1,756	1/3,060,486	100.0																																																																																																																																																																																																																																																																																																																																																																																																																																																																																																																																																																																																																																																																																																																																																																																																																																																																																																																																																																																																		
Below Grade.....	607	980	979	9	197	24	10	-	-	-	-	-	-	-	-	2,806	.1					All grades.....	59,826	484,906	499,271	463,076	699,377	218,713	241,967	267,370	156,911	56,406	60,867	13,467	3,624	2,451	1,756	1/3,060,486	100.0																																																																																																																																																																																																																																																																																																																																																																																																																																																																																																																																																																																																																																																																																																																																																																																																																																																																																																																																																																																																																								
All grades.....	59,826	484,906	499,271	463,076	699,377	218,713	241,967	267,370	156,911	56,406	60,867	13,467	3,624	2,451	1,756	1/3,060,486	100.0																																																																																																																																																																																																																																																																																																																																																																																																																																																																																																																																																																																																																																																																																																																																																																																																																																																																																																																																																																																																																																														

All grades..... 1.5 14.9 16.3 14.8 19.7 7.1 7.9 8.4 8.2 1.6 2.0 0.4 0.1 0.1 0.1 100.0  
 1/ As reported by the Bureau of the Census, running bales, linters excluded.  
 2/ Less than 0.05 percent.  
 Percentage rough preparation..... 1.4  
 Grade index..... 97.6  
 Average staple length..... 29.8

Table 28.—Grade and staple length of upland cotton ginned in Virginia, 1946-49

Grade	115/16 inch and shorter		7/8 inch		29/32 inch		16/16 inch		31/32 inch		1 inch		1-1/32 inches		1-1/16 inches		1-5/32 inches		1-1/8 inches		1-6/32 inches		1-7/32 inches		1-1/4 inches and longer		All lengths																																																																																																		
	Bales	Percent	Bales	Percent	Bales	Percent	Bales	Percent	Bales	Percent	Bales	Percent	Bales	Percent	Bales	Percent	Bales	Percent	Bales	Percent	Bales	Percent	Bales	Percent	Bales	Percent	Bales	Percent																																																																																																	
<b>White:</b>																																																																																																																													
1-M.F.	-	-	-	-	-	-	-	-	-	-	-	-	-	-	-	-	-	-	-	-	-	-	-	-	-	-	-	-	-																																																																																																
2-G.O.M.	-	-	-	-	-	-	-	-	-	-	-	-	-	-	-	-	-	-	-	-	-	-	-	-	-	-	-	-	-																																																																																																
3-G.M.	-	-	-	-	-	-	-	-	-	-	-	-	-	-	-	-	-	-	-	-	-	-	-	-	-	-	-	-	-																																																																																																
4-S.M.	-	-	-	-	-	-	-	-	-	-	-	-	-	-	-	-	-	-	-	-	-	-	-	-	-	-	-	-	-																																																																																																
5-M.	-	-	-	-	-	-	-	-	-	-	-	-	-	-	-	-	-	-	-	-	-	-	-	-	-	-	-	-	-	-																																																																																															
6-S.L.M.	-	-	-	-	-	-	-	-	-	-	-	-	-	-	-	-	-	-	-	-	-	-	-	-	-	-	-	-	-	-																																																																																															
7-L.M.	-	-	-	-	-	-	-	-	-	-	-	-	-	-	-	-	-	-	-	-	-	-	-	-	-	-	-	-	-	-																																																																																															
8-S.O.	-	-	-	-	-	-	-	-	-	-	-	-	-	-	-	-	-	-	-	-	-	-	-	-	-	-	-	-	-	-																																																																																															
9-O.O.	-	-	-	-	-	-	-	-	-	-	-	-	-	-	-	-	-	-	-	-	-	-	-	-	-	-	-	-	-	-																																																																																															
Total	-	-	-	-	-	-	-	-	-	-	-	-	-	-	-	-	-	-	-	-	-	-	-	-	-	-	-	-	-	-																																																																																															
<b>Spotted:</b>																																																																																																																													
3-G.M.	-	-	-	-	-	-	-	-	-	-	-	-	-	-	-	-	-	-	-	-	-	-	-	-	-	-	-	-	-	-																																																																																															
4-S.M.	-	-	-	-	-	-	-	-	-	-	-	-	-	-	-	-	-	-	-	-	-	-	-	-	-	-	-	-	-	-	-																																																																																														
5-M.	-	-	-	-	-	-	-	-	-	-	-	-	-	-	-	-	-	-	-	-	-	-	-	-	-	-	-	-	-	-	-																																																																																														
6-S.L.M.	-	-	-	-	-	-	-	-	-	-	-	-	-	-	-	-	-	-	-	-	-	-	-	-	-	-	-	-	-	-	-																																																																																														
7-L.M.	-	-	-	-	-	-	-	-	-	-	-	-	-	-	-	-	-	-	-	-	-	-	-	-	-	-	-	-	-	-	-																																																																																														
Total	-	-	-	-	-	-	-	-	-	-	-	-	-	-	-	-	-	-	-	-	-	-	-	-	-	-	-	-	-	-	-																																																																																														
<b>Tinged:</b>																																																																																																																													
3-G.M.	-	-	-	-	-	-	-	-	-	-	-	-	-	-	-	-	-	-	-	-	-	-	-	-	-	-	-	-	-	-	-																																																																																														
4-S.M.	-	-	-	-	-	-	-	-	-	-	-	-	-	-	-	-	-	-	-	-	-	-	-	-	-	-	-	-	-	-	-																																																																																														
5-M.	-	-	-	-	-	-	-	-	-	-	-	-	-	-	-	-	-	-	-	-	-	-	-	-	-	-	-	-	-	-	-																																																																																														
6-S.L.M.	-	-	-	-	-	-	-	-	-	-	-	-	-	-	-	-	-	-	-	-	-	-	-	-	-	-	-	-	-	-	-																																																																																														
7-L.M.	-	-	-	-	-	-	-	-	-	-	-	-	-	-	-	-	-	-	-	-	-	-	-	-	-	-	-	-	-	-	-																																																																																														
Total	-	-	-	-	-	-	-	-	-	-	-	-	-	-	-	-	-	-	-	-	-	-	-	-	-	-	-	-	-	-	-																																																																																														
<b>Gray:</b>																																																																																																																													
3-G.M.	-	-	-	-	-	-	-	-	-	-	-	-	-	-	-	-	-	-	-	-	-	-	-	-	-	-	-	-	-	-	-																																																																																														
4-S.M.	-	-	-	-	-	-	-	-	-	-	-	-	-	-	-	-	-	-	-	-	-	-	-	-	-	-	-	-	-	-	-																																																																																														
5-M.	-	-	-	-	-	-	-	-	-	-	-	-	-	-	-	-	-	-	-	-	-	-	-	-	-	-	-	-	-	-	-																																																																																														
6-S.L.M.	-	-	-	-	-	-	-	-	-	-	-	-	-	-	-	-	-	-	-	-	-	-	-	-	-	-	-	-	-	-	-																																																																																														
7-L.M.	-	-	-	-	-	-	-	-	-	-	-	-	-	-	-	-	-	-	-	-	-	-	-	-	-	-	-	-	-	-	-																																																																																														
Total	-	-	-	-	-	-	-	-	-	-	-	-	-	-	-	-	-	-	-	-	-	-	-	-	-	-	-	-	-	-	-																																																																																														
All grades	-	-	-	-	-	-	-	-	-	-	-	-	-	-	-	-	-	-	-	-	-	-	-	-	-	-	-	-	-	-	-																																																																																														
<table border="0" style="width:100%; border-collapse: collapse;"> <tr> <td style="width:10%;"></td> <td style="width:10%;"></td> <td style="width:10%;"></td> <td style="width:10%;"></td> <td style="width:10%;"></td> <td style="width:10%;"></td> <td style="width:10%;"></td> <td style="width:10%;"></td> <td style="width:10%;"></td> <td style="width:10%;"></td> <td style="width:10%;"></td> <td style="width:10%;"></td> <td style="width:10%;"></td> <td style="width:10%;"></td> <td style="width:10%;"></td> <td style="width:10%;"></td> <td style="width:10%;"></td> <td style="width:10%;"></td> <td style="width:10%;"></td> <td style="width:10%;"></td> <td style="width:10%;"></td> <td style="width:10%;"></td> <td style="width:10%;"></td> <td style="width:10%;"></td> <td style="width:10%;"></td> <td style="width:10%;"></td> <td style="width:10%;"></td> <td style="width:10%;"></td> <td style="width:10%;"></td> <td style="width:10%;"></td> <td style="width:10%;"></td> <td style="width:10%;"></td> </tr> <tr> <td>Percent</td> <td>Percent</td> <td>Percent</td> <td>Percent</td> <td>Percent</td> <td>Percent</td> <td>Percent</td> <td>Percent</td> <td>Percent</td> <td>Percent</td> <td>Percent</td> <td>Percent</td> <td>Percent</td> <td>Percent</td> <td>Percent</td> <td>Percent</td> <td>Percent</td> <td>Percent</td> <td>Percent</td> <td>Percent</td> <td>Percent</td> <td>Percent</td> <td>Percent</td> <td>Percent</td> <td>Percent</td> <td>Percent</td> <td>Percent</td> <td>Percent</td> <td>Percent</td> <td>Percent</td> <td>Percent</td> <td>Percent</td> <td>Percent</td> </tr> <tr> <td>100.0</td> <td>100.0</td> <td>100.0</td> <td>100.0</td> <td>100.0</td> <td>100.0</td> <td>100.0</td> <td>100.0</td> <td>100.0</td> <td>100.0</td> <td>100.0</td> <td>100.0</td> <td>100.0</td> <td>100.0</td> <td>100.0</td> <td>100.0</td> <td>100.0</td> <td>100.0</td> <td>100.0</td> <td>100.0</td> <td>100.0</td> <td>100.0</td> <td>100.0</td> <td>100.0</td> <td>100.0</td> <td>100.0</td> <td>100.0</td> <td>100.0</td> <td>100.0</td> <td>100.0</td> <td>100.0</td> <td>100.0</td> <td>100.0</td> </tr> </table>																																																												Percent	Percent	Percent	Percent	Percent	Percent	Percent	Percent	Percent	Percent	Percent	Percent	Percent	Percent	Percent	Percent	Percent	Percent	Percent	Percent	Percent	Percent	Percent	Percent	Percent	Percent	Percent	Percent	Percent	Percent	Percent	Percent	Percent	100.0	100.0	100.0	100.0	100.0	100.0	100.0	100.0	100.0	100.0	100.0	100.0	100.0	100.0	100.0	100.0	100.0	100.0	100.0	100.0	100.0	100.0	100.0	100.0	100.0	100.0	100.0	100.0	100.0	100.0	100.0	100.0	100.0
Percent	Percent	Percent	Percent	Percent	Percent	Percent	Percent	Percent	Percent	Percent	Percent	Percent	Percent	Percent	Percent	Percent	Percent	Percent	Percent	Percent	Percent	Percent	Percent	Percent	Percent	Percent	Percent	Percent	Percent	Percent	Percent	Percent																																																																																													
100.0	100.0	100.0	100.0	100.0	100.0	100.0	100.0	100.0	100.0	100.0	100.0	100.0	100.0	100.0	100.0	100.0	100.0	100.0	100.0	100.0	100.0	100.0	100.0	100.0	100.0	100.0	100.0	100.0	100.0	100.0	100.0	100.0																																																																																													

1/ As reported by the Bureau of the Census, running bales, linters excluded.  
 \* Less than 0.06 percent.  
 Percentage rough preparation . . . . . 16.2  
 Grade index . . . . . 92.4  
 Average staple length . . . . . 85.4



Table 29.—Grade and staple length of upland cotton ginned, during specified periods, by States, 1948-49

Grade and staple length	ALABAMA						ARIZONA					
	Prior to Sept. 1	September	October	November	After Nov. 30	Total Crop	Prior to Sept. 1	September	October	November	After Nov. 30	Total Crop
Grades	Bales	Bales	Bales	Bales	Bales	Bales	Bales	Bales	Bales	Bales	Bales	Bales
<b>Extra Whites:</b>												
3-0.M.	-	-	-	-	-	-	11	318	1,007	77	24	1,437
4-0.M.	-	-	-	-	-	-	2,458	23,791	39,809	14,919	981	82,158
5-M.	-	-	-	-	-	-	1,718	18,951	29,561	6,791	20,187	135,318
6-2.L.M.	-	-	-	-	-	-	17	254	1,768	4,199	27,233	33,521
7-L.M.	-	-	-	-	-	-	-	11	1,105	269	7,482	7,860
8-2.G.O.	-	-	-	-	-	-	-	2	-	44	2,053	2,099
9-G.O.	-	-	-	-	-	-	-	-	-	-	618	618
Total	-	-	-	-	-	-	4,404	43,420	72,350	64,299	58,548	268,021
<b>White:</b>												
1-M.F.	-	-	-	-	-	-	36	-	-	-	-	-
2-G.O.M.	-	36	-	-	-	-	-	-	-	-	-	-
3-0.M.	95	26,219	144	25	316	473	-	-	-	-	-	-
4-0.M.	6,196	28,681	15,081	670	316	50,044	-	-	-	-	-	-
5-M.	51,144	260,387	213,909	11,145	3,880	521,713	-	-	-	-	-	-
6-2.L.M.	44,030	95,360	197,212	28,330	4,625	369,516	-	-	-	-	-	-
7-L.M.	5,066	13,662	13,326	8,519	6,190	46,743	-	-	-	-	-	-
8-2.G.O.	272	1,290	1,242	349	8,278	11,938	-	-	-	-	-	-
9-G.O.	21	151	180	289	2,300	2,943	-	-	-	-	-	-
Total	108,764	379,716	440,740	50,036	24,094	1,004,200	-	-	-	-	-	-
<b>Spotted:</b>												
3-0.M.	58	897	1,611	386	73	3,025	10	98	306	909	554	1,947
4-0.M.	620	6,204	22,697	8,580	1,294	39,134	57	263	530	5,343	15,164	24,537
5-M.	708	2,734	6,311	20,761	5,749	36,293	-	2	621	24,960	28,284	
6-2.L.M.	191	478	999	10,468	12,277	24,401	-	1	3	30	7,275	7,309
7-L.M.	25	31	11	1,973	21,654	23,676	-	-	5	5	4,137	4,142
Total	1,602	10,374	31,240	42,557	41,015	126,797	67	364	949	7,168	51,720	60,268
<b>Tinged:</b>												
3-0.M.	-	-	33	24	22	296	-	-	-	-	9	9
4-0.M.	-	-	205	2,509	612	3,377	-	-	-	-	207	207
5-M.	-	-	119	2,346	1,890	4,873	-	-	-	-	967	967
6-2.L.M.	-	10	33	1,185	3,507	4,813	-	-	-	-	1,622	1,622
7-L.M.	-	-	-	1,036	11,107	12,143	-	-	-	-	2,654	2,654
Total	-	10	511	7,334	17,147	25,002	-	-	-	-	5,279	5,279
<b>Yellow Stained:</b>												
3-0.M.	-	-	-	-	-	-	-	-	-	-	-	-
4-0.M.	-	-	-	52	51	103	-	-	-	-	-	-
5-M.	-	-	-	139	116	255	-	-	-	-	-	-
Total	-	-	-	191	167	358	-	-	-	-	-	-
<b>Gray:</b>												
3-0.M.	-	-	22	-	-	22	-	-	-	-	8	8
4-0.M.	23	208	185	15	11	770	-	-	-	-	174	174
5-M.	34	82	1,730	24	178	2,472	-	-	-	-	764	764
6-2.L.M.	-	33	-	22	-	55	-	-	-	-	24	24
Total	57	323	2,235	315	189	3,119	-	-	-	-	1,250	1,250
Below Grade	55	165	86	109	7,136	7,631	-	-	-	6	1,161	1,167
All grades	110,478	390,618	474,021	100,622	90,648	1,167,187	4,471	43,764	73,299	91,475	117,958	330,946
Grade index	97.0	98.1	96.9	91.5	78.4	95.4	102.4	102.2	102.1	100.2	91.9	97.9
<b>Staple length (inches)</b>												
13/16 and shorter	88	103	1,267	355	809	2,602	-	-	-	-	215	215
7/8	165	1,136	8,008	1,900	5,777	16,956	-	-	-	3	1,651	1,654
29/32	143	930	7,437	2,481	3,986	14,885	-	-	-	-	-	-
15/16	1,597	4,169	42,129	17,075	24,818	90,568	-	1	-	18	4,280	4,299
1 1/32	7,966	9,187	79,423	31,210	24,015	117,801	2	7	-	233	12,955	13,197
1 1/8	32,273	59,796	174,567	31,268	24,029	322,027	648	645	282	10,435	51,318	65,298
1-1/16	10,369	213,698	131,090	11,682	6,174	442,213	3,195	29,293	43,895	66,985	140,760	184,126
1-1/8	17,093	98,198	29,433	3,298	998	110,820	626	12,554	23,999	10,304	5,290	52,773
1-1/4	843	6,718	1,356	289	45	9,191	-	944	2,771	2,990	1,345	8,447
1-1/8	141	632	76	20	31	903	-	319	2,643	501	135	3,008
1-1/16	-	82	-	-	-	-	-	4	309	5	-	318
1-1/16	-	11	44	-	-	55	-	-	-	3	5	8
1-1/16	-	-	-	-	-	-	-	-	-	-	2	2
1-1/4 and longer	-	50	-	-	-	61	-	-	-	-	-	-
All lengths	110,478	390,618	474,021	100,622	90,648	1,167,187	4,471	43,764	73,299	91,475	117,958	330,946
Average staple length (304 inches)	32.7	33.1	31.9	31.4	30.8	32.2	33.0	33.3	33.5	33.1	32.2	32.9

1/ As reported by the Bureau of the Census, running bales, listers excluded.

Table 29.--Grade and staple length of upland cotton ginned, during specified periods, by States, 1948-49 --Continued

Grade and staple length	ARKANSAS						CALIFORNIA					
	Prior to Sept. 1	September	October	November	After Nov. 30	Total Crop	Prior to Sept. 1	September	October	November	After Nov. 30	Total Crop
Grades	Bales	Bales	Bales	Bales	Bales	Bales	Bales	Bales	Bales	Bales	Bales	Bales
<b>Extra White:</b>												
3-0.M. . . . .	-	-	-	-	-	-	-	1,253	9,402	6,882	493	18,030
4-0.M. . . . .	-	-	-	-	-	-	-	19,403	166,379	197,021	38,790	411,693
5-M. . . . .	-	-	-	-	-	-	-	3,228	75,592	140,301	93,875	311,466
6-S.L.M. . . . .	-	-	-	-	-	-	-	97	6,769	21,211	66,603	84,680
7-L.M. . . . .	-	-	-	-	-	-	-	2	710	2,375	18,269	22,046
8-S.G.O. . . . .	-	-	-	-	-	-	-	-	141	236	11,366	11,762
9-G.O. . . . .	-	-	-	-	-	-	-	-	21	30	4,261	4,312
Total . . . . .	-	-	-	-	-	-	-	25,983	247,414	368,146	224,366	863,909
<b>White:</b>												
1-M.F. . . . .	-	-	-	-	-	-	-	-	-	-	-	-
2-S.O.M. . . . .	-	-	-	-	-	-	-	-	2	2	-	4
3-0.M. . . . .	5	896	109	36	-	1,046	-	-	-	-	-	-
4-S.M. . . . .	1,733	81,024	30,896	1,001	609	115,063	-	-	-	-	-	-
5-M. . . . .	8,938	319,577	396,492	19,616	1,776	746,399	-	27	1	-	-	28
6-S.L.M. . . . .	654	56,783	372,908	75,449	5,724	511,545	-	1	2	-	-	3
7-L.M. . . . .	58	1,711	19,238	46,678	47,249	115,134	-	-	-	2	-	2
8-S.G.O. . . . .	11	447	1,184	14,891	73,778	90,311	-	-	-	8	4	12
9-G.O. . . . .	-	102	36	3,430	30,622	34,190	-	-	-	1	2	3
Total . . . . .	11,399	460,610	820,920	161,301	189,659	1,613,688	-	1	31	14	6	52
<b>Spotted:</b>												
3-0.M. . . . .	-	53	563	130	14	780	-	1	58	221	1,533	1,813
4-S.M. . . . .	75	922	10,150	10,878	1,177	23,502	-	30	203	1,040	20,304	21,666
5-M. . . . .	19	240	7,848	38,032	18,177	64,316	-	15	379	780	15,543	16,717
6-S.L.M. . . . .	5	80	1,069	22,659	55,050	78,733	-	3	164	380	9,233	9,770
7-L.M. . . . .	-	-	140	6,135	63,923	72,204	-	2	7	52	18,237	18,298
Total . . . . .	99	1,295	19,790	79,734	138,317	239,255	-	51	811	2,482	64,640	68,164
<b>Tinged:</b>												
3-0.M. . . . .	-	-	9	17	19	46	-	-	-	-	3	3
4-S.M. . . . .	-	-	89	1,066	333	1,468	-	-	-	-	30	30
5-M. . . . .	-	-	-	1,984	4,327	6,311	-	14	-	-	240	254
6-S.L.M. . . . .	-	-	11	830	9,191	10,032	-	2	1	-	393	396
7-L.M. . . . .	-	-	-	1,221	12,458	13,679	-	1	-	-	269	270
Total . . . . .	-	-	89	5,118	26,328	31,536	-	17	1	-	935	955
<b>Yellow Stained:</b>												
3-0.M. . . . .	-	-	-	-	9	9	-	-	-	-	-	-
4-S.M. . . . .	-	-	-	-	9	9	-	-	-	-	-	-
5-M. . . . .	-	-	-	-	173	173	-	-	-	-	-	-
Total . . . . .	-	-	-	-	182	182	-	-	-	-	-	-
<b>Grey:</b>												
3-0.M. . . . .	-	-	174	9	38	221	-	-	10	536	1,306	1,851
4-S.M. . . . .	-	11	918	1,429	2,866	5,244	-	1	60	2,690	16,128	19,879
5-M. . . . .	-	81	651	6,061	16,066	21,748	-	1	42	1,088	11,636	12,767
6-S.L.M. . . . .	-	-	9	116	41	166	-	-	-	58	666	724
Total . . . . .	-	92	1,662	7,606	18,030	27,379	-	2	112	4,372	29,736	34,221
Below Grade . . . . .	-	75	9	938	9,138	10,160	-	-	15	24	7,223	7,262
All grades . . . . .	11,498	461,972	842,460	254,696	351,563	1/1,922,179	-	24,054	248,384	375,038	327,106	1/974,591
Grade index . . . . .	100.1	99.9	97.0	89.3	78.8	93.4	-	103.4	102.5	101.6	93.0	99.0
<b>Staple length (inches)</b>												
15/16 and shorter . . . . .	-	210	742	46	157	1,155	-	8	-	-	4,260	4,268
7/8 . . . . .	33	2,364	4,823	1,268	3,458	11,946	-	10	1	3	18,051	18,065
29/32 . . . . .	67	3,487	5,347	787	1,959	11,817	-	-	-	-	682	682
15/16 . . . . .	176	10,417	15,330	6,961	39,945	72,829	-	3	16	43	37,107	37,169
31/32 . . . . .	326	14,320	24,906	6,686	23,357	69,894	-	3	47	93	21,947	21,990
1 . . . . .	1,099	37,746	92,100	41,198	138,922	311,065	-	133	1,240	4,713	43,018	49,104
1-1/32 . . . . .	2,849	104,187	262,894	99,060	114,862	582,832	-	774	31,559	106,470	100,243	239,046
1-1/16 . . . . .	5,102	188,382	358,060	91,187	27,375	670,076	-	10,672	182,588	228,750	90,639	482,649
1-1/8 . . . . .	1,701	90,801	73,852	7,939	1,267	175,580	-	12,030	61,211	33,943	10,975	118,159
1-1/4 . . . . .	137	9,690	3,483	475	136	15,821	-	421	1,721	1,023	811	3,476
1-3/8 . . . . .	8	160	265	42	68	535	-	-	1	-	2	3
1-3/16 . . . . .	-	27	231	17	47	322	-	-	-	-	-	-
1-7/32 . . . . .	-	106	264	8	-	377	-	-	-	-	-	-
1-1/4 and longer . . . . .	-	36	163	55	-	232	-	-	-	-	-	-
All lengths . . . . .	11,498	461,972	842,460	254,696	351,563	1/1,922,179	-	24,054	248,384	375,038	327,106	1/974,591
Average staple length (32d inches) . . . . .	33.5	33.6	33.3	33.1	32.1	33.1	-	34.5	34.1	33.9	32.4	33.4

1/ As reported by the Bureau of the Census, running bales, linters excluded.



Table 29.--Grade and staple length of upland cotton ginned, during specified periods, by States, 1948-49 --Continued

Grade and staple length	FLORIDA						GEORGIA					
	Prior to Sept. 1	September	October	November	After Nov. 30	Total Crop	Prior to Sept. 1	September	October	November	After Nov. 30	Total Crop
Grades	Bales	Bales	Bales	Bales	Bales	Bales	Bales	Bales	Bales	Bales	Bales	Bales
<b>White:</b>												
1-M.F.	-	-	-	-	-	-	-	-	-	-	-	-
2-S.G.M.	-	-	-	-	-	-	-	-	-	-	-	-
3-G.M.	-	-	-	-	-	-	2,735	430	22	6	-	3,193
4-S.M.	544	-	-	4	-	548	27,476	12,769	4,391	1,294	50	45,980
5-M.	2,348	546	4	5	-	2,903	40,006	88,580	80,798	17,376	4,716	231,478
6-S.L.M.	1,690	1,380	158	53	5	3,246	31,002	104,232	101,335	30,507	10,901	277,977
7-L.M.	206	440	79	2	-	727	7,119	19,871	26,209	12,906	11,729	77,833
8-S.G.O.	-	101	26	-	-	127	474	1,167	1,071	883	5,391	8,976
9-G.O.	10	29	4	-	-	43	9	180	43	76	336	644
Total	4,598	2,496	261	44	5	7,594	106,621	227,219	215,669	63,047	33,122	646,078
<b>Spotted:</b>												
3-G.M.	-	-	-	-	-	-	31	101	73	84	-	289
4-S.M.	118	23	17	-	-	158	244	10,751	16,939	10,513	3,855	42,322
5-M.	49	32	90	-	-	161	246	7,574	13,254	10,061	9,255	40,410
6-S.L.M.	10	-	4	-	5	20	89	1,029	541	415	5,178	7,252
7-L.M.	-	-	-	-	-	-	51	25	26	49	1,913	2,064
Total	177	55	101	-	5	339	701	19,460	30,833	21,122	20,201	92,537
<b>Tinged:</b>												
3-G.M.	-	-	-	-	-	-	-	-	-	30	7	37
4-S.M.	-	-	-	-	-	-	-	18	7	534	463	1,022
5-M.	-	-	-	-	-	-	-	12	-	269	1,007	1,288
6-S.L.M.	-	-	-	-	-	-	-	9	-	45	1,747	1,799
7-L.M.	-	-	-	-	-	-	-	-	-	7	1,008	1,010
Total	-	-	-	-	-	-	-	39	7	863	4,227	5,156
<b>Yellow Stained:</b>												
3-G.M.	-	-	-	-	-	-	-	-	-	-	-	-
4-S.M.	-	-	-	-	-	-	-	-	-	13	8	21
5-M.	-	-	-	-	-	-	-	-	-	-	34	34
Total	-	-	-	-	-	-	-	-	-	13	42	55
<b>Gray:</b>												
3-G.M.	-	-	-	-	-	-	-	-	-	-	-	-
4-S.M.	-	-	-	-	-	-	-	46	521	268	138	1,073
5-M.	10	8	-	-	-	18	65	-	779	277	155	1,276
6-S.L.M.	-	-	-	-	-	-	-	-	-	-	-	-
Total	10	8	-	-	-	18	65	46	1,400	946	293	2,349
Below Grade	10	-	-	-	-	10	4	-	20	16	603	643
All grades	4,795	2,559	362	44	11	1/ 7,761	109,691	246,784	246,129	85,626	59,468	1/ 746,618
Grade index	97.2	92.8	90.3	95.2	88.0	95.4	98.3	96.0	96.3	94.1	87.6	95.3
<b>Staple length (inches)</b>												
15/16 and shorter	-	-	-	-	-	-	55	52	43	-	120	270
7/8	10	6	-	-	-	16	361	261	353	142	556	1,663
29/32	-	-	-	-	-	-	422	476	398	70	167	1,522
15/16	119	23	-	-	-	142	3,570	7,180	4,608	766	2,806	18,878
31/32	344	40	4	-	-	388	13,589	16,628	16,941	4,164	4,917	56,139
1	1,642	348	42	13	8	1,953	40,692	85,078	81,444	33,906	27,962	268,971
1-1/32	1,983	1,487	119	15	-	3,574	40,467	99,508	110,199	36,916	19,191	306,280
1-1/16	797	619	66	11	-	1,493	10,009	35,316	30,740	9,308	2,661	86,024
1-3/32	-	46	4	3	-	56	508	2,263	1,186	341	132	4,429
1-1/8	-	-	-	2	-	2	18	171	20	6	7	222
1-6/32	-	-	-	-	-	-	-	12	-	-	-	12
1-3/16	-	-	-	-	-	-	-	-	6	-	-	6
1-7/32	-	-	-	-	-	-	-	-	-	10	-	10
1-1/4 and longer	-	16	117	-	3	136	-	-	190	-	-	200
All lengths	4,795	2,559	362	44	11	1/ 7,761	109,691	246,784	246,129	85,626	59,468	1/ 746,618
Average staple length (32d inches)	32.6	33.1	36.4	33.2	34.2	32.9	32.3	32.6	32.6	32.6	32.2	32.6

1/ As reported by the Bureau of the Census, running bales, linters excluded.

Table 29.—Grade and staple length of upland cotton ginned, during specified periods, by States, 1946-49 --Continued

Grade and staple length	ILLINOIS						KENTUCKY					
	Prior to Sept. 1	September	October	November	After Nov. 30	Total Crop	Prior to Sept. 1	September	October	November	After Nov. 30	Total Crop
Grades	Bales	Bales	Bales	Bales	Bales	Bales	Bales	Bales	Bales	Bales	Bales	Bales
<b>White:</b>												
1-W.F. . . . .	-	-	-	-	-	-	-	-	-	-	-	-
2-G.M. . . . .	-	-	-	-	-	-	-	-	-	-	-	-
3-G.M. . . . .	-	-	-	-	3	3	-	-	-	-	-	-
4-G.M. . . . .	-	-	-	-	-	74	-	-	-	-	-	-
5-W. . . . .	-	48	26	-	-	938	-	486	858	173	-	1,527
6-S.L.W. . . . .	-	154	790	4	-	269	-	907	3,648	712	157	5,424
7-L.W. . . . .	-	6	263	-	-	-	-	-	130	486	404	990
8-G.O. . . . .	-	-	8	-	-	-	-	-	-	84	478	562
9-G.O. . . . .	-	-	-	-	5	5	-	-	-	16	396	411
Total . . . . .	-	208	1,074	4	6	1,292	-	1,403	4,656	1,440	1,436	8,914
<b>Spotted:</b>												
3-G.M. . . . .	-	-	8	3	3	14	-	-	-	-	-	-
4-G.M. . . . .	-	-	253	98	-	361	-	-	-	-	-	-
5-W. . . . .	-	-	6	54	17	77	-	-	19	23	-	42
6-S.L.W. . . . .	-	-	-	-	29	29	-	-	-	69	56	125
7-L.W. . . . .	-	-	-	15	54	69	-	-	-	183	345	528
Total . . . . .	-	-	267	170	103	540	-	-	19	276	401	695
<b>Tinged:</b>												
3-G.M. . . . .	-	-	16	-	-	16	-	-	-	-	-	-
4-G.M. . . . .	-	-	3	100	29	132	-	-	-	-	-	-
5-W. . . . .	-	-	-	61	66	117	-	-	-	-	-	-
6-S.L.W. . . . .	-	-	-	15	117	132	-	-	-	-	-	-
7-L.W. . . . .	-	-	-	21	256	256	-	-	-	-	52	52
Total . . . . .	-	-	19	187	447	655	-	-	-	-	52	52
<b>Yellow Stained:</b>												
3-G.M. . . . .	-	-	-	-	-	-	-	-	-	-	-	-
4-G.M. . . . .	-	-	-	3	-	3	-	-	-	-	-	-
5-W. . . . .	-	-	-	15	29	44	-	-	-	-	-	-
Total . . . . .	-	-	-	18	29	47	-	-	-	-	-	-
Below Grade . . . . .	-	-	-	18	47	66	-	-	-	-	817	817
All grades . . . . .	-	208	1,360	397	632	1/ 2,697	-	1,403	4,656	1,715	2,706	1/ 10,478
Grade index . . . . .	-	100.8	98.6	87.7	73.7	91.0	-	96.1	94.9	86.6	72.5	88.2
<b>Staple length (inches)</b>												
15/16 and shorter . . . . .	-	-	-	-	-	-	-	-	-	-	-	-
7/8 . . . . .	-	-	-	-	56	56	-	-	-	-	52	52
29/32 . . . . .	-	-	6	-	19	25	-	-	-	-	-	-
15/16 . . . . .	-	-	-	33	277	310	-	-	-	-	591	591
31/32 . . . . .	-	-	11	-	60	71	-	-	37	-	71	37
1 . . . . .	-	-	62	100	209	371	-	-	112	84	732	928
1-1/32 . . . . .	-	9	425	185	12	631	-	472	612	396	981	2,461
1-1/16 . . . . .	-	145	756	79	-	976	-	762	2,613	969	349	4,693
1-3/32 . . . . .	-	56	95	-	-	151	-	169	1,081	266	-	1,516
1-1/8 . . . . .	-	-	5	-	-	5	-	-	-	-	-	-
1-5/32 . . . . .	-	-	-	-	-	-	-	-	-	-	-	-
1-3/16 . . . . .	-	-	-	-	-	-	-	-	-	-	-	-
1-7/32 . . . . .	-	-	-	-	-	-	-	-	-	-	-	-
1-1/4 and longer . . . . .	-	-	-	-	-	-	-	-	-	-	-	-
All lengths . . . . .	-	208	1,360	397	632	1/ 2,697	-	1,403	4,656	1,715	2,706	1/ 10,478
Average staple length (32d inches) . . . . .	-	34.2	33.6	32.7	30.6	32.6	-	33.6	34.0	33.8	32.1	33.5

1/ As reported by the Bureau of the Census, running bales, linters excluded.



Table 29.—Grade and staple length of upland cotton ginned, during specified periods, by States, 1948-49 --Continued

Grade and staple length	LOUISIANA						MISSISSIPPI					
	Prior to Sept. 1	September	October	November	After Nov. 30	Total Crop	Prior to Sept. 1	September	October	November	After Nov. 30	Total Crop
Grades	Bales	Bales	Bales	Bales	Bales	Bales	Bales	Bales	Bales	Bales	Bales	Bales
<b>Whites:</b>												
1-M.F. . . . .	-	-	-	-	-	-	-	-	-	-	-	-
2-S.G.M. . . . .	-	-	-	-	-	-	-	-	-	-	-	-
3-O.M. . . . .	1,432	913	86	-	-	2,430	544	340	78	-	6	968
4-S.M. . . . .	73,198	71,409	22,229	899	80	167,513	24,930	98,321	18,934	1,768	666	144,411
5-M. . . . .	106,671	166,189	82,641	4,876	840	350,317	87,739	517,649	410,175	47,001	5,008	1,067,572
6-S.L.M. . . . .	5,982	44,102	73,361	20,180	3,204	146,789	11,300	99,824	404,368	129,970	34,536	679,698
7-L.M. . . . .	330	7,099	13,068	12,362	16,246	49,105	546	8,027	40,984	30,751	78,572	165,880
8-S.G.O. . . . .	41	447	1,400	1,304	7,081	10,223	41	1,433	6,216	4,396	61,771	75,656
9-O.O. . . . .	-	-	179	131	204	614	29	76	318	281	18,697	19,301
<b>Total . . . . .</b>	<b>187,862</b>	<b>279,169</b>	<b>192,953</b>	<b>39,422</b>	<b>27,706</b>	<b>726,991</b>	<b>125,129</b>	<b>726,370</b>	<b>885,072</b>	<b>214,167</b>	<b>196,148</b>	<b>2,145,686</b>
<b>Spotted:</b>												
3-O.M. . . . .	-	-	10	-	-	10	-	40	222	916	76	1,253
4-S.M. . . . .	17	349	237	24	48	635	23	1,175	7,618	10,126	2,090	21,082
5-M. . . . .	66	714	624	462	276	2,131	66	336	1,943	13,897	17,276	33,416
6-S.L.M. . . . .	10	15	119	192	1,249	1,585	-	109	256	3,654	27,895	31,905
7-L.M. . . . .	16	8	15	97	566	702	-	-	28	1,144	33,063	34,235
<b>Total . . . . .</b>	<b>98</b>	<b>1,086</b>	<b>1,025</b>	<b>775</b>	<b>2,139</b>	<b>5,123</b>	<b>88</b>	<b>1,660</b>	<b>9,946</b>	<b>29,736</b>	<b>80,389</b>	<b>121,639</b>
<b>Tinged:</b>												
3-O.M. . . . .	-	-	-	-	-	-	-	-	-	118	-	118
4-S.M. . . . .	-	-	-	-	-	-	-	-	53	948	518	1,519
5-M. . . . .	-	-	-	-	-	-	-	9	11	685	1,723	2,428
6-S.L.M. . . . .	-	-	-	-	15	15	-	-	-	97	2,415	2,512
7-L.M. . . . .	-	-	-	-	-	-	-	-	-	96	5,382	5,478
<b>Total . . . . .</b>	<b>-</b>	<b>-</b>	<b>-</b>	<b>-</b>	<b>15</b>	<b>15</b>	<b>-</b>	<b>9</b>	<b>64</b>	<b>1,944</b>	<b>10,058</b>	<b>12,066</b>
<b>Yellow Stained:</b>												
3-O.M. . . . .	-	-	-	-	-	-	-	-	-	-	-	-
4-S.M. . . . .	-	-	-	-	-	-	-	-	-	-	-	-
5-M. . . . .	-	-	-	-	-	-	-	-	-	-	70	70
<b>Total . . . . .</b>	<b>-</b>	<b>-</b>	<b>-</b>	<b>-</b>	<b>-</b>	<b>-</b>	<b>-</b>	<b>-</b>	<b>-</b>	<b>-</b>	<b>70</b>	<b>70</b>
<b>Gray:</b>												
3-O.M. . . . .	-	-	11	-	-	11	-	-	-	10	-	10
4-S.M. . . . .	-	15	8	-	-	23	-	23	192	149	242	606
5-M. . . . .	-	143	7	31	270	461	-	8	237	444	9,071	9,760
6-S.L.M. . . . .	-	-	-	-	-	-	-	-	-	72	637	609
<b>Total . . . . .</b>	<b>-</b>	<b>158</b>	<b>26</b>	<b>31</b>	<b>270</b>	<b>486</b>	<b>-</b>	<b>31</b>	<b>429</b>	<b>675</b>	<b>9,650</b>	<b>10,986</b>
<b>Below Grade . . . . .</b>	<b>-</b>	<b>-</b>	<b>18</b>	<b>40</b>	<b>22</b>	<b>80</b>	<b>-</b>	<b>12</b>	<b>56</b>	<b>70</b>	<b>3,377</b>	<b>3,514</b>
<b>All grades . . . . .</b>	<b>187,960</b>	<b>280,405</b>	<b>193,922</b>	<b>40,268</b>	<b>30,161</b>	<b>732,694</b>	<b>125,217</b>	<b>727,082</b>	<b>893,666</b>	<b>246,592</b>	<b>299,672</b>	<b>2,292,349</b>
<b>Grade index . . . . .</b>	<b>101.4</b>	<b>99.6</b>	<b>96.9</b>	<b>91.3</b>	<b>84.0</b>	<b>98.3</b>	<b>100.2</b>	<b>99.5</b>	<b>96.4</b>	<b>93.8</b>	<b>82.1</b>	<b>95.4</b>
<b>Staple length (inches)</b>												
13/16 and shorter . .	67	328	101	-	-	496	36	20	-	10	-	86
7/8 . . . . .	242	904	663	-	-	1,929	99	669	366	39	267	1,410
29/32 . . . . .	288	795	664	16	18	1,768	52	355	538	29	38	1,012
15/16 . . . . .	1,013	3,611	2,201	92	30	6,947	394	2,774	2,604	377	5,302	11,351
1 1/32 . . . . .	1,438	3,925	2,933	430	666	9,379	610	4,834	4,788	224	1,563	12,019
1 . . . . .	9,828	29,106	21,707	5,343	2,122	67,603	9,934	43,588	42,690	6,396	19,061	121,668
1-1/32 . . . . .	45,682	92,730	76,740	17,494	8,788	241,404	47,264	145,737	172,180	35,534	62,238	462,943
1-1/16 . . . . .	102,102	107,073	87,695	15,615	15,266	306,682	42,604	284,184	384,922	109,469	172,116	993,184
1-1/32 . . . . .	25,876	38,282	20,010	3,119	3,230	90,617	20,998	202,690	251,378	89,477	47,224	611,967
1-1/8 . . . . .	1,604	3,431	1,167	168	44	6,404	3,020	38,078	30,019	4,556	1,842	77,615
1-6/32 . . . . .	16	89	66	-	-	170	277	3,212	2,825	340	152	6,806
1-3/16 . . . . .	-	113	43	-	-	156	40	369	649	44	61	1,153
1-7/32 . . . . .	-	8	32	-	-	40	-	23	106	20	17	166
1-1/4 and longer . .	10	8	11	-	-	29	-	369	611	86	12	1,080
<b>All lengths . . . . .</b>	<b>187,960</b>	<b>280,405</b>	<b>193,922</b>	<b>40,268</b>	<b>30,161</b>	<b>732,694</b>	<b>125,217</b>	<b>727,082</b>	<b>893,666</b>	<b>246,592</b>	<b>299,672</b>	<b>2,292,349</b>
<b>Average staple length (32d inches) . . . . .</b>	<b>33.7</b>	<b>33.5</b>	<b>33.4</b>	<b>33.3</b>	<b>33.6</b>	<b>33.5</b>	<b>33.7</b>	<b>34.0</b>	<b>34.0</b>	<b>34.2</b>	<b>33.8</b>	<b>34.0</b>

1/ As reported by the Bureau of the Census, running bales, linters excluded.

Table 29.—Grade and staple length of upland cotton ginned, during specified periods, by States, 1948-49 -- Continued

Grade and staple length	MISSOURI						NEW MEXICO					
	Prior to Sept. 1	September	October	November	After Nov. 30	Total Crop	Prior to Sept. 1	September	October	November	After Nov. 30	Total Crop
	Bales	Bales	Bales	Bales	Bales	Bales	Bales	Bales	Bales	Bales	Bales	Bales
<b>Extra White:</b>												
3-G.M.	-	-	-	-	-	-	-	10,664	10,984	1,185	5	22,838
4-G.M.	-	-	-	-	-	-	-	27,948	63,379	20,739	643	112,729
5-M.	-	-	-	-	-	-	-	4,933	16,024	30,001	4,683	55,601
6-G.L.M.	-	-	-	-	-	-	-	231	1,264	8,654	3,688	13,734
7-L.M.	-	-	-	-	-	-	-	51	166	796	1,288	2,301
8-G.O.O.	-	-	-	-	-	-	-	10	2	32	553	597
9-G.O.	-	-	-	-	-	-	-	-	-	-	240	240
Total	-	-	-	-	-	-	-	43,917	91,819	61,407	10,897	208,040
<b>White:</b>												
1-M.F.	-	-	-	-	-	-	-	-	-	-	-	-
2-G.M.	-	-	-	-	-	-	-	-	1	-	-	1
3-G.M.	-	-	-	-	-	-	-	-	1	-	-	1
4-G.M.	-	10,611	3,226	110	-	13,947	-	-	72	10	-	82
5-M.	-	65,885	104,203	3,933	264	174,285	-	3	226	14	1	244
6-G.L.M.	-	16,363	113,704	14,388	240	144,695	-	4	28	49	9	90
7-L.M.	-	139	1,513	8,869	7,599	18,119	-	-	4	15	14	33
8-G.O.O.	-	-	48	12,472	46,448	59,968	-	-	-	3	9	12
9-G.O.	-	44	-	2,921	5,472	8,437	-	-	-	-	2	2
Total	-	93,042	222,694	42,693	60,022	418,451	-	7	332	91	35	465
<b>Spotted:</b>												
3-G.M.	-	-	19	37	-	56	-	1	301	149	76	527
4-G.M.	-	22	1,940	1,686	32	3,680	-	96	1,128	953	781	2,968
5-M.	-	44	2,744	6,691	535	10,014	-	47	243	1,236	1,644	3,369
6-G.L.M.	-	52	412	9,417	14,298	24,179	-	13	8	367	3,403	3,791
7-L.M.	-	55	-	9,637	30,842	40,534	-	4	1	114	2,986	3,104
Total	-	173	5,116	27,468	45,707	78,463	-	161	1,681	2,828	9,089	13,759
<b>Tinged:</b>												
3-G.M.	-	-	-	-	-	-	-	-	-	-	-	-
4-G.M.	-	-	29	48	-	77	-	-	-	1	7	8
5-M.	-	-	-	90	166	266	-	-	-	8	94	102
6-G.L.M.	-	-	-	132	2,508	2,637	-	-	-	-	273	273
7-L.M.	-	-	-	379	6,531	6,910	-	-	-	-	383	383
Total	-	-	29	640	9,202	9,800	-	-	-	9	787	766
<b>Yellow Stained:</b>												
3-G.M.	-	-	-	-	-	-	-	-	-	-	-	-
4-G.M.	-	-	-	-	-	-	-	-	-	-	1	1
5-M.	-	-	-	-	-	-	-	-	-	-	2	2
Total	-	-	-	-	-	-	-	-	-	-	3	3
<b>Gray:</b>												
3-G.M.	-	-	-	-	10	10	-	-	36	28	20	84
4-G.M.	-	20	296	79	20	415	-	-	8	147	142	297
5-M.	-	11	421	269	81	772	-	-	1	260	338	599
6-G.L.M.	-	-	-	8	-	8	-	-	-	-	-	-
Total	-	31	717	346	111	1,205	-	-	45	435	500	980
Below Grade	-	11	-	2,315	1,432	3,758	-	-	-	3	966	969
All grades	-	93,257	228,556	73,471	116,474	418,157	-	44,065	93,877	64,773	22,247	224,982
Grade index	-	99.3	96.8	84.1	76.4	90.8	-	103.7	103.1	100.0	87.8	100.8
<b>Staple length (inches)</b>												
13/16 and shorter	-	-	20	-	8	28	-	1	77	660	1,150	1,928
7/8	-	-	263	116	1,633	2,012	-	23	372	761	2,200	3,356
29/32	-	9	88	27	43	167	-	-	152	208	84	445
15/16	-	153	504	428	11,456	12,540	-	17	422	405	3,187	4,002
31/32	-	39	117	57	4,700	4,913	-	6	106	142	80	334
1	-	503	4,411	5,205	31,265	41,484	-	26	276	539	2,021	2,852
1-1/32	-	5,672	28,747	33,762	62,972	131,153	-	219	434	1,008	2,066	3,727
1-1/16	-	37,887	173,863	33,067	4,282	249,099	-	1,601	3,374	9,903	5,185	20,063
1-3/32	-	46,724	20,356	794	94	67,598	-	19,428	42,470	38,687	5,565	106,047
1-1/8	-	2,170	146	15	22	2,363	-	18,794	40,841	11,414	634	71,483
1-5/32	-	-	10	-	-	10	-	2,085	4,002	694	52	6,833
1-3/16	-	-	-	-	-	-	-	796	706	202	13	1,716
1-1/4	-	-	-	-	-	-	-	637	420	92	-	1,149
1-1/2 and longer	-	-	-	-	-	-	-	455	426	156	-	1,037
All lengths	-	93,257	228,556	73,471	116,474	418,157	-	44,065	93,877	64,773	22,247	224,982
Average staple length (32d inches)	-	24.6	33.9	33.4	32.3	33.6	-	35.6	35.5	34.8	32.4	35.0

1/ As reported by the Bureau of the Census, running bales, linters excluded.



Table 29. --Grade and staple length of upland cotton ginned, during specified periods, by States, 1948-49 -- Continued

Grade and staple length	NORTH CAROLINA						OKLAHOMA					
	Prior to Sept. 1	September	October	November	After Nov. 30	Total Crop	Prior to Sept. 1	September	October	November	After Nov. 30	Total Crop
Grades	Bales	Bales	Bales	Bales	Bales	Bales	Bales	Bales	Bales	Bales	Bales	Bales
<b>White:</b>												
1-M.F.	-	-	-	-	-	-	-	-	-	-	-	-
2-G.M.	-	-	-	-	-	-	-	-	-	-	-	-
3-G.M.	-	672	14	17	-	703	-	221	591	23	-	835
4-G.M.	-	17,668	1,584	441	292	19,985	-	13,612	21,539	542	24	35,717
5-M.	-	113,368	44,882	9,318	3,286	170,874	-	26,670	57,163	4,115	242	88,190
6-C.L.M.	-	84,470	109,692	84,600	11,267	280,029	-	10,565	26,044	14,185	1,226	59,037
7-L.M.	-	2,911	71,653	66,618	29,204	169,786	-	1,464	5,473	7,342	2,975	17,274
8-S.G.O.	-	662	1,775	2,949	16,078	21,464	-	129	774	1,800	869	3,572
9-G.O.	-	82	137	670	1,280	2,039	-	56	49	203	86	394
Total	-	219,823	229,937	134,713	60,407	644,880	-	57,755	111,633	26,210	5,421	198,019
<b>Spotted:</b>												
3-G.M.	-	11	11	149	283	454	-	2,212	10,993	466	7	13,680
4-G.M.	-	289	692	2,818	3,041	6,840	-	20,441	37,169	11,736	578	69,924
5-M.	-	286	799	5,299	7,939	14,325	-	2,938	6,412	20,054	3,484	33,768
6-C.L.M.	-	74	433	1,661	9,080	11,248	-	177	830	9,112	8,301	18,420
7-L.M.	-	11	44	374	6,881	7,290	-	29	72	1,736	1,653	3,672
Total	-	673	1,979	10,301	27,204	40,157	-	25,797	55,476	44,008	11,203	136,464
<b>Tinged:</b>												
3-G.M.	-	-	-	12	-	12	-	-	58	646	12	716
4-G.M.	-	-	11	409	411	831	-	-	183	7,544	330	8,057
5-M.	-	-	-	417	966	1,383	-	-	91	6,596	3,578	10,265
6-C.L.M.	-	-	-	112	1,609	1,721	-	17	18	1,675	3,197	4,907
7-L.M.	-	-	-	42	633	675	-	-	24	115	666	806
Total	-	-	11	992	3,619	4,622	-	17	374	16,566	7,783	24,740
<b>Stained:</b>												
3-G.M.	-	-	-	-	-	-	-	-	-	-	-	-
4-G.M.	-	-	-	-	-	-	-	-	-	139	71	210
5-M.	-	-	-	-	14	14	-	-	-	409	755	1,164
Total	-	-	-	-	14	14	-	-	-	548	826	1,374
<b>Gray:</b>												
3-G.M.	-	-	-	-	8	8	-	-	-	-	-	-
4-G.M.	-	354	190	23	252	819	-	-	-	9	-	9
5-M.	-	81	99	365	5,203	5,748	-	-	-	9	-	9
6-C.L.M.	-	-	-	-	-	-	-	-	-	-	-	-
Total	-	435	289	388	5,463	6,576	-	-	-	18	-	18
Below Grade	-	8	84	306	396	794	-	7	51	306	503	866
All grades	-	220,939	232,300	146,700	97,103	1/ 697,042	-	78,576	167,834	89,655	25,736	1/ 361,801
Grade index	-	97.7	92.3	89.6	84.7	92.4	-	99.0	98.4	90.4	82.6	95.4
<b>Staple length (Inches)</b>												
1 1/16 and shorter	-	-	23	106	24	152	-	14,899	24,014	13,240	6,568	58,721
7/8	-	19	95	498	611	1,211	-	15,568	40,301	32,085	11,292	99,246
29/32	-	-	12	144	82	236	-	7,238	21,801	14,892	3,371	47,302
15/16	-	144	1,063	1,395	3,789	6,411	-	12,652	41,963	21,094	3,422	79,131
31/32	-	442	5,813	2,580	7,311	16,146	-	6,987	20,631	5,117	628	33,363
1	-	10,775	50,767	28,850	36,552	128,964	-	11,366	14,184	2,756	445	28,761
1-1/32	-	85,719	119,274	85,014	38,975	328,982	-	6,382	3,715	366	10	10,472
1-1/8	-	96,702	49,689	24,347	7,133	178,671	-	2,977	848	99	-	3,924
1-3/32	-	26,063	5,154	1,618	650	32,482	-	470	67	7	-	544
1-1/4	-	2,793	248	76	46	3,163	-	37	10	-	-	47
1-5/32	-	229	12	43	8	292	-	-	-	-	-	-
1-3/8	-	16	22	15	1	54	-	-	-	-	-	-
1-7/32	-	16	33	-	-	49	-	-	-	-	-	-
1-1/2 and longer	-	21	57	18	21	117	-	-	-	-	-	-
All lengths	-	220,939	232,300	146,700	97,103	1/ 697,042	-	78,576	167,834	89,655	25,736	1/ 361,801
Average staple length (32d inches)	-	33.6	33.0	32.9	32.4	33.1	-	29.6	29.2	28.7	28.0	29.1

1/ As reported by the Bureau of the Census, running bales, linters excluded.

Table 29.--Grade and staple length of upland cotton ginned, during specified periods, by States, 1948-49--Continued

Grade and staple length	SOUTH CAROLINA							TENNESSEE						
	Prior to Sept. 1	September	October	November	After Nov. 30	Total	Prior to Sept. 1	September	October	November	After Nov. 30	Total		
	Sales	Sales	Sales	Sales	Sales	Crop	Sales	Sales	Sales	Sales	Sales	Sales		
<b>White:</b>														
1-M.F. . . . .	-	-	-	-	-	-	-	-	-	-	-	-	-	
2-3-G.M. . . . .	-	-	-	-	-	-	-	-	-	-	-	-	-	
3-4-G.M. . . . .	-	126	63	9	-	198	-	-	-	-	-	-	-	
4-G.M. . . . .	3,756	16,193	2,934	323	155	23,361	-	18,926	9,601	338	200	29,065	307,564	
5-M. . . . .	56,988	157,327	59,530	7,293	3,453	284,591	-	106,644	195,473	4,770	677	307,564	128,548	
6-8-L.M. . . . .	30,784	154,671	109,683	40,996	13,671	329,745	-	14,982	101,337	11,411	818	13,282	15,247	
7-L.M. . . . .	1,185	23,860	76,385	48,999	20,725	171,154	-	137	735	5,266	7,126	12,561	14,217	
8-9-G.O. . . . .	50	2,056	9,836	10,531	8,694	31,167	-	22	73	1,591	12,561	2,996	3,217	
9-G.O. . . . .	-	202	346	850	2,525	3,923	-	-	-	321	-	-	-	
<b>Total. . . . .</b>	<b>92,765</b>	<b>334,435</b>	<b>258,717</b>	<b>109,001</b>	<b>49,253</b>	<b>844,169</b>	<b>-</b>	<b>140,711</b>	<b>307,217</b>	<b>23,677</b>	<b>24,278</b>	<b>169,883</b>		
<b>Spotted:</b>														
3-G.M. . . . .	13	89	196	98	77	473	-	6	1,742	110	32	1,890	33,953	
4-G.M. . . . .	66	882	1,016	1,316	1,138	4,418	-	634	19,318	12,927	1,074	4,124	27,756	
5-M. . . . .	23	1,097	1,223	2,186	2,996	7,525	-	208	5,565	17,864	6,537	15,008	23,169	
6-8-L.M. . . . .	-	400	927	1,097	1,726	4,150	-	33	238	6,194	8,537	15,008	23,169	
7-L.M. . . . .	-	80	113	243	1,200	1,666	-	6	38	3,821	19,304	23,169	101,770	
<b>Total. . . . .</b>	<b>102</b>	<b>2,548</b>	<b>3,505</b>	<b>4,940</b>	<b>7,137</b>	<b>18,232</b>	<b>-</b>	<b>887</b>	<b>26,899</b>	<b>40,913</b>	<b>33,071</b>	<b>101,770</b>		
<b>Tinged:</b>														
3-G.M. . . . .	-	-	-	-	23	23	-	-	85	120	59	264	6,598	
4-G.M. . . . .	-	-	-	16	47	63	-	-	691	4,823	1,084	6,598	9,739	
5-M. . . . .	-	-	-	-	91	91	-	-	61	5,436	4,282	10,625	11,468	
6-8-L.M. . . . .	-	-	-	12	23	35	-	-	-	1,747	8,878	10,625	11,468	
7-L.M. . . . .	-	-	-	12	29	41	-	-	8	1,631	9,629	11,468	38,664	
<b>Total. . . . .</b>	<b>-</b>	<b>-</b>	<b>-</b>	<b>40</b>	<b>213</b>	<b>253</b>	<b>-</b>	<b>-</b>	<b>845</b>	<b>13,957</b>	<b>23,992</b>	<b>38,664</b>		
<b>Stained:</b>														
3-G.M. . . . .	-	-	-	-	-	-	-	-	-	-	-	-	-	
4-G.M. . . . .	-	-	-	-	-	-	-	-	-	-	-	-	-	
5-M. . . . .	-	-	-	-	-	-	-	-	-	28	218	246	246	
<b>Total. . . . .</b>	<b>-</b>	<b>-</b>	<b>-</b>	<b>-</b>	<b>-</b>	<b>-</b>	<b>-</b>	<b>-</b>	<b>-</b>	<b>28</b>	<b>218</b>	<b>246</b>		
<b>Greys:</b>														
3-G.M. . . . .	-	-	-	-	-	-	-	-	11	-	-	11	375	
4-G.M. . . . .	-	351	524	99	156	1,130	-	-	107	229	39	375	239	
5-M. . . . .	-	554	3,015	1,711	1,807	7,087	-	-	53	55	131	239	625	
6-8-L.M. . . . .	-	-	-	-	5	5	-	-	-	-	-	-	-	
<b>Total. . . . .</b>	<b>-</b>	<b>905</b>	<b>3,539</b>	<b>1,810</b>	<b>1,968</b>	<b>8,222</b>	<b>-</b>	<b>-</b>	<b>171</b>	<b>284</b>	<b>170</b>	<b>625</b>		
<b>Below Grade . . . . .</b>	<b>-</b>	<b>-</b>	<b>30</b>	<b>188</b>	<b>493</b>	<b>711</b>	<b>-</b>	<b>-</b>	<b>-</b>	<b>314</b>	<b>3,538</b>	<b>3,852</b>		
<b>All Grades. . . . .</b>	<b>92,865</b>	<b>337,888</b>	<b>265,791</b>	<b>115,979</b>	<b>99,064</b>	<b>1,871,587</b>	<b>-</b>	<b>141,598</b>	<b>335,132</b>	<b>79,173</b>	<b>85,167</b>	<b>1,641,070</b>		
<b>Grade index . . . . .</b>	<b>98.0</b>	<b>96.5</b>	<b>92.0</b>	<b>88.5</b>	<b>86.2</b>	<b>93.5</b>	<b>-</b>	<b>99.9</b>	<b>98.0</b>	<b>9.00</b>	<b>77.4</b>	<b>94.7</b>		
<b>Staple length (inches)</b>														
13/16 and shorter . . . . .	-	-	-	-	6	6	-	536	1,701	820	1,361	4,418	24,458	
7/8 . . . . .	-	10	8	119	-	137	-	3,533	8,944	3,161	8,820	24,458	13,851	
29/32 . . . . .	-	-	7	34	14	55	-	2,061	8,460	1,267	2,065	63,495	31,919	
15/16 . . . . .	92	248	1,398	582	1,444	3,734	-	4,818	23,361	8,940	26,356	63,495	118,795	
31/32 . . . . .	1,011	1,035	9,430	2,420	2,133	16,089	-	2,899	18,756	5,174	5,090	31,919	172,465	
1 . . . . .	16,407	22,151	62,232	36,327	20,552	157,469	-	11,176	61,905	21,263	24,451	118,795	164,919	
1-1/16 . . . . .	52,552	171,379	136,026	64,346	28,675	458,978	-	31,728	103,737	23,336	13,644	172,465	45,037	
1-1/16 . . . . .	22,219	129,330	51,960	11,376	5,821	220,706	-	59,441	87,635	14,433	3,210	164,919	145,037	
1-3/32 . . . . .	433	8,944	2,924	440	361	13,122	-	23,985	20,162	748	142	1,625	1,625	
1-1/8 . . . . .	99	2,810	1,016	108	60	4,053	-	1,221	376	18	10	68	68	
1-5/32 . . . . .	23	906	303	69	16	1,317	-	-	55	13	-	-	-	
1-3/16 . . . . .	-	495	219	66	-	780	-	-	9	-	-	-	9	
1-7/32 . . . . .	23	213	120	18	12	386	-	-	-	-	-	-	-	
1-1/4 and longer . . . . .	46	347	148	74	-	615	-	-	11	-	-	-	11	
<b>All lengths . . . . .</b>	<b>92,865</b>	<b>337,888</b>	<b>265,791</b>	<b>115,979</b>	<b>99,064</b>	<b>1,871,587</b>	<b>-</b>	<b>141,598</b>	<b>335,132</b>	<b>79,173</b>	<b>85,167</b>	<b>1,641,070</b>		
<b>Average staple length (32d inches)</b>	<b>33.1</b>	<b>33.4</b>	<b>32.9</b>	<b>32.7</b>	<b>32.6</b>	<b>33.1</b>	<b>-</b>	<b>33.4</b>	<b>32.6</b>	<b>32.1</b>	<b>31.0</b>	<b>32.5</b>		

1/ As reported by the Bureau of the Census, running bales, linters excluded.



Table 29.—Grade and staple length of upland cotton ginned, during specified periods, by States, 1942-49 — Continued

Grade and staple length	TEXAS						VIRGINIA					
	Prior to Sept. 1	September	October	November	After Nov. 30	Total Crop	Prior to Sept. 1	September	October	November	After Nov. 30	Total Crop
Grades	Bales	Bales	Bales	Bales	Bales	Bales	Bales	Bales	Bales	Bales	Bales	Bales
<b>Extra White:</b>												
3-0.M.	-	13,797	10,947	1,350	4	26,098	-	-	-	-	-	-
4-S.M.	-	30,292	36,186	11,092	541	78,111	-	-	-	-	-	-
5-M.	-	4,402	6,954	12,074	2,806	26,236	-	-	-	-	-	-
6-S.L.M.	-	123	286	1,629	1,592	3,630	-	-	-	-	-	-
7-L.M.	-	4	9	76	373	462	-	-	-	-	-	-
8-S.G.O.	-	-	-	-	103	103	-	-	-	-	-	-
9-G.O.	-	-	-	-	63	63	-	-	-	-	-	-
Total	-	48,618	54,362	26,221	5,482	134,703	-	-	-	-	-	-
<b>White:</b>												
1-M.F.	-	-	4	-	-	5	-	-	-	-	-	-
2-S.G.M.	-	1	4	-	-	5	-	-	-	-	-	-
3-0.M.	20,433	7,667	4,173	-	-	32,273	-	-	-	-	-	-
4-S.M.	214,170	137,360	74,261	4,494	208	430,493	-	32	20	10	-	62
5-M.	426,594	298,408	311,076	61,160	2,375	1,099,613	-	739	839	354	29	1,961
6-S.L.M.	99,605	93,500	139,918	171,301	14,579	518,943	1,574	5,450	5,593	896	896	13,513
7-L.M.	12,165	23,721	23,698	76,504	22,828	158,914	149	491	1,054	1,894	1,894	3,588
8-S.G.O.	1,475	3,297	2,045	7,759	5,221	19,797	-	52	39	20	55	166
9-G.O.	8	84	28	647	1,063	1,850	-	26	-	-	-	26
Total	774,450	564,038	555,203	321,905	46,292	2,261,888	-	2,572	6,839	7,031	2,874	19,316
<b>Spotted:</b>												
3-0.M.	4,186	24,924	18,666	792	329	48,897	-	-	-	-	8	8
4-S.M.	14,065	99,469	151,123	56,045	3,623	324,325	-	-	-	66	82	148
5-M.	4,174	24,188	38,092	84,068	26,429	176,951	-	-	-	442	408	850
6-S.L.M.	489	661	1,521	30,316	37,924	70,911	-	-	-	136	416	552
7-L.M.	35	63	30	3,459	10,975	14,562	-	-	-	-	43	43
Total	22,949	149,305	209,432	174,680	79,280	635,646	-	-	-	644	957	1,601
<b>Tinged:</b>												
3-0.M.	-	-	-	91	26	117	-	-	-	-	-	5
4-S.M.	-	-	43	2,488	1,026	3,557	-	-	-	5	8	24
5-M.	-	23	10	2,682	4,608	7,323	-	-	-	16	39	65
6-S.L.M.	-	-	10	360	3,449	3,819	-	-	-	26	9	9
7-L.M.	-	3	-	9	1,727	1,739	-	-	-	-	-	-
Total	-	26	63	5,630	10,836	16,555	-	-	-	47	56	103
<b>Stained:</b>												
3-0.M.	-	12	-	-	1	13	-	-	-	-	-	-
4-S.M.	-	-	-	109	44	153	-	-	-	-	-	-
5-M.	-	-	-	110	268	378	-	-	-	-	-	-
Total	-	12	-	219	313	544	-	-	-	-	-	-
<b>Gray:</b>												
3-0.M.	-	25	89	41	7	162	-	-	-	-	-	-
4-S.M.	23	210	897	735	215	2,060	-	-	-	-	-	58
5-M.	-	929	811	2,388	1,645	5,773	-	-	-	-	-	58
6-S.L.M.	-	-	-	27	204	231	-	-	-	-	-	-
Total	23	1,164	1,797	3,191	2,071	8,246	-	-	-	-	58	58
Below Grade	68	22	35	350	2,331	2,806	-	-	-	-	-	-
All grades	797,490	763,185	820,912	532,196	146,605	1/3,060,388	-	2,572	6,839	7,722	3,945	1/21,078
Grade index	100.1	99.3	98.6	93.0	85.8	97.6	-	94.7	94.0	92.7	87.7	92.4
<b>Staple length (inches)</b>												
13/16 and shorter	687	53,643	166,956	198,677	75,268	494,231	-	-	-	-	-	-
7/8	8,213	106,055	199,094	148,937	36,972	499,271	-	-	-	-	-	-
29/32	33,698	167,087	164,157	75,719	12,417	453,078	-	-	-	-	-	-
15/16	110,029	286,566	168,596	63,741	9,485	598,377	-	6	-	-	-	15
31/32	92,409	66,821	44,162	13,351	1,970	218,713	-	-	5	-	4	-
1	172,594	45,304	17,742	4,188	2,139	241,967	-	7	374	745	1,026	2,157
1-1/32	225,933	23,888	4,639	1,192	1,718	257,370	12	3,617	4,508	2,434	1,026	10,763
1-1/16	143,269	6,371	3,255	3,058	2,958	158,911	1,604	2,946	2,180	473	6,803	6,803
1-3/32	10,281	12,968	16,044	13,558	3,554	56,405	709	240	274	8	1,227	1,227
1-1/8	377	24,591	27,199	7,871	829	60,867	71	13	5	-	8	89
1-5/32	-	6,341	5,803	1,185	138	13,467	-	12	-	-	-	12
1-3/16	-	1,466	1,611	434	113	3,624	-	-	-	-	-	-
1-7/32	-	1,104	999	216	32	2,351	-	-	-	5	-	5
1-1/4 and longer	-	980	695	69	12	1,756	-	-	-	-	-	-
All lengths	797,490	763,185	820,912	532,196	146,605	1/3,060,388	-	2,572	6,839	7,722	3,945	1/21,078
Average staple length (324 inches)	32.1	29.9	29.0	28.1	27.7	29.8	-	34.2	33.4	33.3	32.9	33.4

1/ As reported by the Bureau of the Census, running bales, linters excluded.

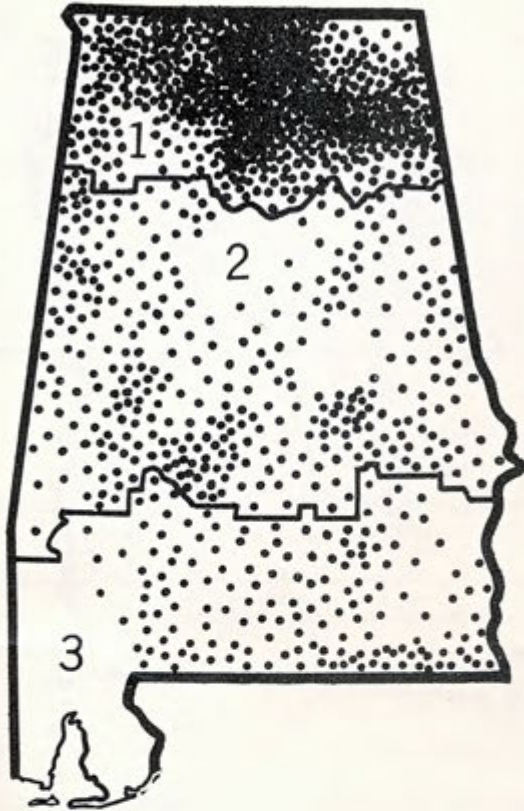
Table 30.—Grade and staple length of upland cotton ginned, by States and districts, 1948-49

Grade and staple length	ALABAMA				ARKANSAS				
	Ginned in district			Ginned in the State	Ginned in district			Ginned in the State	
	1	2	3		1	2	3	4	
<b>Grades</b>	<b>Bales</b>	<b>Bales</b>	<b>Bales</b>	<b>Bales</b>	<b>Bales</b>	<b>Bales</b>	<b>Bales</b>	<b>Bales</b>	<b>Bales</b>
<b>White:</b>									
1-M.F. . . . .	-	-	-	-	-	-	-	-	-
2-S.O.M. . . . .	-	36	-	36	-	-	-	-	-
3-O.M. . . . .	135	325	13	473	207	79	474	286	1,046
4-S.M. . . . .	21,260	25,676	4,008	50,944	14,609	35,024	29,126	36,304	115,065
5-M. . . . .	302,129	169,527	50,057	521,713	66,090	358,629	86,099	235,621	746,999
6-S.L.M. . . . .	172,875	116,388	80,253	369,516	17,343	305,665	36,684	153,855	511,545
7-L.M. . . . .	14,060	17,866	15,418	46,743	2,796	44,181	9,118	39,099	115,134
8-S.O. . . . .	9,105	869	1,956	11,908	905	66,425	2,088	20,893	90,311
9-O.O. . . . .	2,424	122	401	2,947	34	29,444	458	4,434	34,190
<b>Total . . . . .</b>	<b>521,966</b>	<b>330,208</b>	<b>152,086</b>	<b>1,004,280</b>	<b>101,984</b>	<b>857,465</b>	<b>163,807</b>	<b>490,432</b>	<b>1,613,688</b>
<b>Spotted:</b>									
3-O.M. . . . .	1,892	1,108	25	3,025	43	567	62	108	780
4-S.M. . . . .	28,631	9,612	1,191	39,434	1,962	13,151	1,487	6,602	23,202
5-M. . . . .	28,964	4,899	2,400	36,263	3,548	34,564	2,532	23,672	64,316
6-S.L.M. . . . .	22,505	1,321	575	24,401	3,368	40,847	1,076	33,442	78,733
7-L.M. . . . .	23,379	210	85	23,674	1,708	47,118	195	23,193	72,804
<b>Total . . . . .</b>	<b>105,371</b>	<b>17,150</b>	<b>4,276</b>	<b>126,797</b>	<b>10,689</b>	<b>136,247</b>	<b>5,352</b>	<b>87,007</b>	<b>239,235</b>
<b>Tinged:</b>									
3-O.M. . . . .	296	-	-	296	-	35	-	10	45
4-S.M. . . . .	3,377	-	-	3,377	130	871	-	467	1,468
5-M. . . . .	4,373	-	-	4,373	234	3,608	-	2,469	6,311
6-S.L.M. . . . .	4,788	25	-	4,813	316	4,841	11	4,864	10,032
7-L.M. . . . .	12,131	12	-	12,143	175	9,441	20	4,070	13,679
<b>Total . . . . .</b>	<b>24,965</b>	<b>37</b>	<b>-</b>	<b>25,002</b>	<b>855</b>	<b>18,769</b>	<b>31</b>	<b>11,880</b>	<b>31,535</b>
<b>Stained:</b>									
3-O.M. . . . .	-	-	-	-	-	-	-	-	-
4-S.M. . . . .	103	-	-	103	-	-	-	9	9
5-M. . . . .	255	-	-	255	-	123	-	50	173
<b>Total . . . . .</b>	<b>358</b>	<b>-</b>	<b>-</b>	<b>358</b>	<b>-</b>	<b>123</b>	<b>-</b>	<b>59</b>	<b>182</b>
<b>Gray:</b>									
3-O.M. . . . .	-	22	-	22	-	202	-	19	221
4-S.M. . . . .	214	241	315	770	6	2,073	110	3,055	5,244
5-M. . . . .	418	1,249	605	2,272	412	5,969	1,429	13,938	21,748
6-S.L.M. . . . .	22	-	33	55	-	66	-	100	166
<b>Total . . . . .</b>	<b>654</b>	<b>1,512</b>	<b>953</b>	<b>3,119</b>	<b>418</b>	<b>8,310</b>	<b>1,539</b>	<b>17,112</b>	<b>27,379</b>
<b>Below Grade . . . . .</b>	<b>7,290</b>	<b>80</b>	<b>261</b>	<b>7,631</b>	<b>56</b>	<b>7,335</b>	<b>49</b>	<b>2,720</b>	<b>10,160</b>
<b>All Grades . . . . .</b>	<b>660,624</b>	<b>348,987</b>	<b>157,576</b>	<b>1,167,187</b>	<b>113,942</b>	<b>1,028,249</b>	<b>170,778</b>	<b>609,210</b>	<b>1,922,179</b>
<b>Grade index . . . . .</b>	<b>94.6</b>	<b>97.2</b>	<b>94.9</b>	<b>95.4</b>	<b>97.7</b>	<b>92.1</b>	<b>97.9</b>	<b>93.5</b>	<b>93.4</b>
<b>Staple length (inches)</b>									
1 3/16 and shorter . . . .	2,397	441	64	2,602	763	291	101	-	1,155
7/8 . . . . .	15,777	736	423	16,936	5,328	4,550	1,225	843	11,946
29/32 . . . . .	13,797	783	305	14,885	6,152	3,431	1,765	469	11,817
15/16 . . . . .	79,974	7,014	3,600	90,588	14,688	42,110	6,966	9,065	72,829
31/32 . . . . .	118,918	18,782	10,101	147,801	14,625	31,802	12,087	11,000	69,594
1 . . . . .	197,675	76,215	48,137	322,027	29,983	171,569	34,382	75,131	311,066
1-1/32 . . . . .	171,503	169,693	71,017	412,213	28,489	277,978	61,750	214,615	582,832
1-1/16 . . . . .	55,553	71,507	22,760	149,820	12,394	366,990	45,951	245,441	670,076
1-3/32 . . . . .	4,456	3,690	1,045	9,191	1,487	119,497	6,099	48,537	175,580
1-1/8 . . . . .	382	397	124	903	14	9,739	440	3,628	13,821
1-5/32 . . . . .	76	29	-	105	6	266	52	209	533
1-3/16 . . . . .	55	-	-	55	7	116	-	199	322
1-7/32 . . . . .	-	-	-	-	-	252	-	125	377
1-1/4 and longer . . . .	61	-	-	61	6	58	-	168	232
<b>All lengths . . . . .</b>	<b>660,624</b>	<b>348,987</b>	<b>157,576</b>	<b>1,167,187</b>	<b>113,942</b>	<b>1,028,249</b>	<b>170,778</b>	<b>609,210</b>	<b>1,922,179</b>
<b>Average staple length (32d inches) . . . . .</b>	<b>31.9</b>	<b>32.8</b>	<b>32.6</b>	<b>32.2</b>	<b>31.7</b>	<b>33.2</b>	<b>32.8</b>	<b>33.4</b>	<b>33.1</b>

1/ As reported by the Bureau of the Census, running bales, linters excluded.

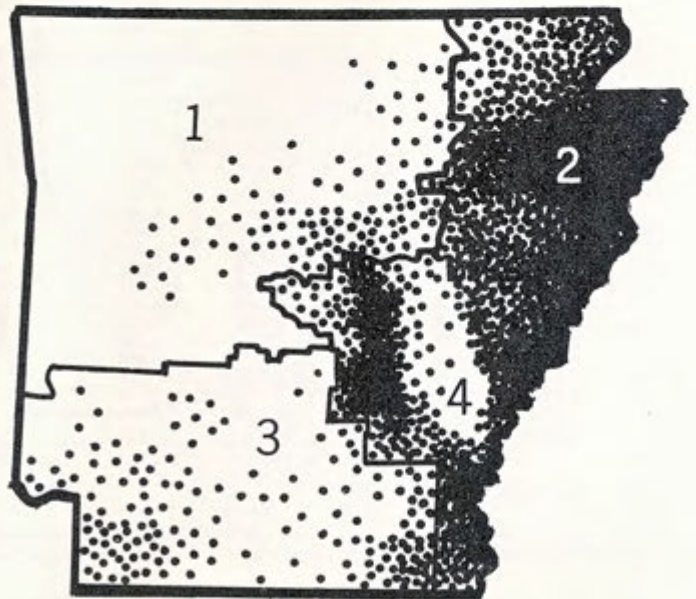


# COTTON PRODUCTION BY DISTRICTS, 1948-49



ALABAMA

ARKANSAS



*Each dot represents 1,000 bales*

Table 30.--Grade and staple length of upland cotton ginned, by States and districts, 1948-49 - Continued

Grade and staple length	GEORGIA				LOUISIANA				
	Ginned in district			Ginned in the State	Ginned in district				Ginned in the State
	1	2	3		1	2	3	4	
Grades	Sales	Sales	Sales	Sales	Sales	Sales	Sales	Sales	Sales
White:									
1-M.F. . . . .	-	-	-	-	-	-	-	-	-
2-S.G.M. . . . .	-	-	-	-	-	-	-	-	-
3-G.M. . . . .	-	127	3,066	3,193	277	109	732	1,312	2,430
4-S.M. . . . .	6,613	5,817	33,850	45,980	18,960	6,779	90,772	81,002	167,513
5-M. . . . .	143,954	34,586	52,936	231,475	87,964	23,049	138,266	101,039	350,317
6-S.L.M. . . . .	147,926	71,371	58,680	277,977	89,293	4,912	50,144	32,440	146,789
7-L.M. . . . .	22,627	19,322	35,884	77,833	17,777	207	27,172	3,940	49,106
8-S.G.O. . . . .	4,926	1,299	2,751	8,976	3,146	21	7,022	34	10,223
9-G.O. . . . .	317	90	237	644	246	-	363	5	614
Total. . . . .	326,363	132,611	187,104	646,078	187,663	35,077	314,470	189,781	726,991
Spotted:									
3-G.M. . . . .	167	-	122	289	-	10	-	-	10
4-S.M. . . . .	35,283	4,214	2,825	42,322	120	-	202	373	695
5-M. . . . .	28,763	7,007	4,640	40,410	571	31	309	1,220	2,131
6-S.L.M. . . . .	5,855	1,142	255	7,252	996	24	251	314	1,585
7-L.M. . . . .	1,931	26	105	2,064	560	-	142	-	702
Total. . . . .	71,999	12,391	7,947	92,337	2,247	65	904	1,907	5,123
Tinged:									
3-G.M. . . . .	37	-	-	37	-	-	-	-	-
4-S.M. . . . .	1,022	-	-	1,022	-	-	-	-	-
5-M. . . . .	1,282	-	6	1,288	-	-	-	-	-
6-S.L.M. . . . .	1,790	9	-	1,799	15	-	-	-	15
7-L.M. . . . .	1,010	-	-	1,010	-	-	-	-	-
Total. . . . .	5,141	9	6	5,156	15	-	-	-	15
Stained:									
3-G.M. . . . .	-	-	-	-	-	-	-	-	-
4-S.M. . . . .	21	-	-	21	-	-	-	-	-
5-M. . . . .	34	-	-	34	-	-	-	-	-
Total. . . . .	55	-	-	55	-	-	-	-	-
Gray:									
3-G.M. . . . .	-	-	-	-	-	-	11	-	11
4-S.M. . . . .	373	410	290	1,073	-	-	-	23	23
5-M. . . . .	481	376	419	1,276	97	-	211	143	451
6-S.L.M. . . . .	-	-	-	-	-	-	-	-	-
Total. . . . .	854	786	709	2,349	97	-	222	166	485
Below Grade . . . .	531	75	37	643	39	-	41	-	80
All Grades. . . . .	404,943	145,872	195,803	1/ 746,618	190,061	35,142	315,637	191,654	1/ 732,694
Grade index . . . .	95.4	94.4	95.6	95.3	96.5	99.8	98.3	99.7	98.3
Staple length (inches)									
13/16 and shorter .	108	43	119	270	8	480	-	8	496
7/8 . . . . .	697	276	690	1,663	128	1,535	10	256	1,929
29/32 . . . . .	285	340	917	1,522	101	1,556	11	100	1,768
15/16 . . . . .	5,015	5,870	8,193	18,878	666	4,601	790	890	6,947
31/32 . . . . .	12,697	15,569	27,973	56,139	2,019	4,202	1,918	1,240	9,379
1 . . . . .	120,406	61,478	87,083	268,971	22,329	12,170	19,113	14,191	67,603
1-1/32 . . . . .	194,503	52,256	59,521	306,280	97,049	7,916	71,414	65,025	241,404
1-1/16 . . . . .	67,433	9,655	10,936	88,024	61,846	2,419	155,304	86,083	305,652
1-3/32 . . . . .	3,710	367	332	4,409	5,698	189	62,540	22,090	90,617
1-1/8 . . . . .	204	18	-	222	217	10	4,280	1,897	6,404
1-5/32 . . . . .	6	-	6	12	-	-	155	15	170
1-3/16 . . . . .	-	-	8	8	-	54	43	59	156
1-7/32 . . . . .	-	-	-	-	-	-	40	-	40
1-1/4 and longer. .	-	200	-	200	-	10	19	-	29
All lengths . . . .	404,943	145,872	195,803	1/ 746,618	190,061	35,142	315,637	191,654	1/ 732,694
Average staple length (32d inches). . . .	32.8	32.3	32.2	32.5	33.2	31.6	33.9	33.6	33.6

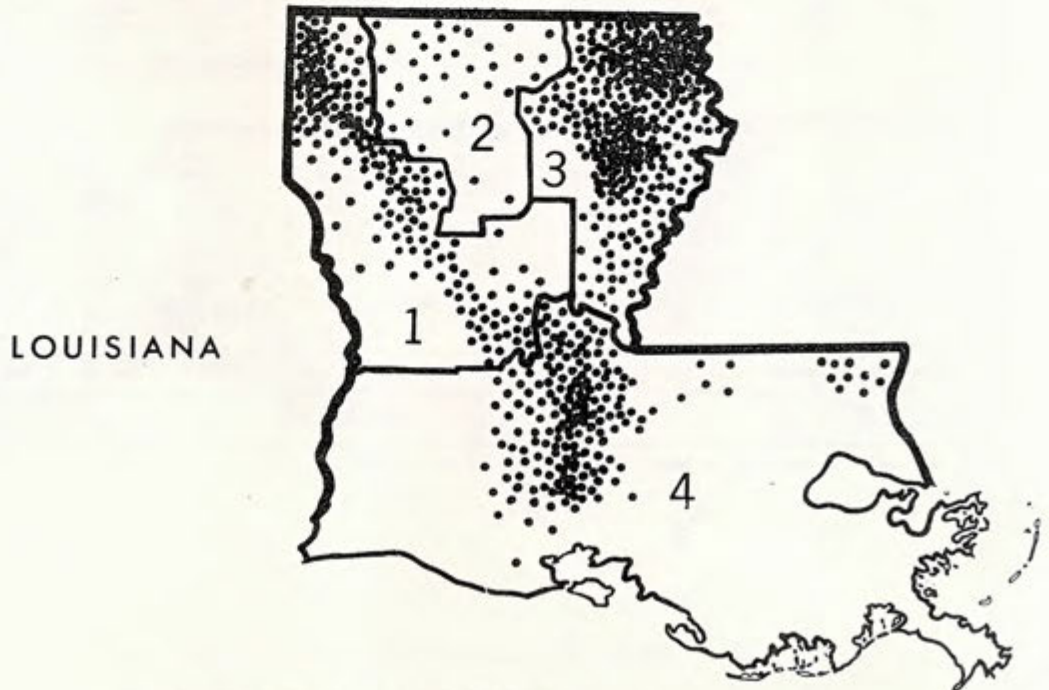
1/ As reported by the Bureau of the Census, running bales, lintors excluded.



## COTTON PRODUCTION BY DISTRICTS, 1948-49



GEORGIA



LOUISIANA

*Each dot represents 1,000 bales*

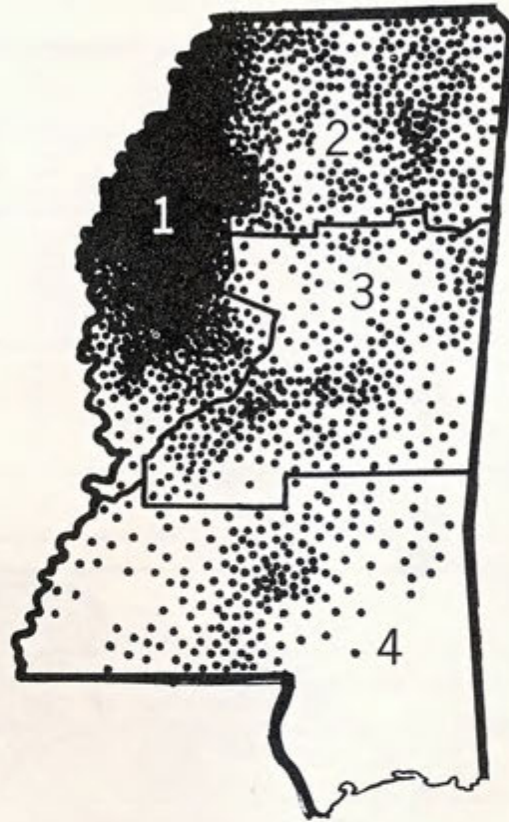
Table 30.--Grade and staple length of upland cotton ginned, by States and districts, 1948-49 - Continued

Grade and staple length:	MISSISSIPPI					NORTH CAROLINA					
	Ginned in district					Ginned in the State	Ginned in district				
	1	2	3	4		1	2	3	State		
Grades	Bales	Bales	Bales	Bales	Bales	Bales	Bales	Bales	Bales	Bales	
<b>White:</b>											
1-M.F. . . . .	-	-	-	-	-	-	-	-	-	-	
2-S.G.M. . . . .	-	-	-	-	-	-	-	-	-	-	
3-G.M. . . . .	306	443	132	87	968	277	303	123	703		
4-S.M. . . . .	74,585	38,832	18,099	13,095	144,611	8,226	4,696	7,063	19,985		
5-M. . . . .	576,116	232,932	162,196	95,328	1,067,572	68,518	49,767	52,892	170,874		
6-S.L.M. . . . .	386,524	115,859	98,096	79,219	679,698	86,694	106,572	64,863	260,029		
7-L.M. . . . .	135,967	9,641	5,068	7,204	165,880	17,888	85,146	66,752	169,786		
8-S.G.O. . . . .	71,331	4,087	144	294	75,866	6,381	10,470	4,613	21,464		
9-G.O. . . . .	18,026	1,258	-	17	19,301	1,185	466	365	2,039		
<b>Total . . . . .</b>	<b>1,260,855</b>	<b>403,062</b>	<b>283,735</b>	<b>196,244</b>	<b>2,143,866</b>	<b>189,064</b>	<b>269,444</b>	<b>196,372</b>	<b>644,880</b>		
<b>Spotted:</b>											
3-G.M. . . . .	487	766	-	-	1,263	447	7	-	454		
4-S.M. . . . .	6,047	13,670	1,217	98	21,032	6,361	424	56	6,840		
5-M. . . . .	19,593	14,251	808	169	33,416	12,224	2,029	72	14,325		
6-S.L.M. . . . .	25,006	6,415	417	65	31,903	9,309	1,638	101	11,248		
7-L.M. . . . .	28,752	5,455	16	12	34,235	6,435	726	130	7,290		
<b>Total . . . . .</b>	<b>78,685</b>	<b>40,557</b>	<b>2,263</b>	<b>344</b>	<b>121,839</b>	<b>34,776</b>	<b>5,023</b>	<b>358</b>	<b>40,157</b>		
<b>Tinged:</b>											
3-G.M. . . . .	40	78	-	-	118	12	-	-	12		
4-S.M. . . . .	116	1,394	9	-	1,519	824	7	-	831		
5-M. . . . .	277	2,142	-	9	2,428	1,366	17	-	1,383		
6-S.L.M. . . . .	1,026	1,486	-	-	2,512	1,685	56	-	1,721		
7-L.M. . . . .	3,333	2,146	-	-	5,478	675	-	-	675		
<b>Total . . . . .</b>	<b>4,792</b>	<b>7,245</b>	<b>9</b>	<b>9</b>	<b>12,056</b>	<b>4,562</b>	<b>60</b>	<b>-</b>	<b>4,622</b>		
<b>Stained:</b>											
3-G.M. . . . .	-	-	-	-	-	-	-	-	-		
4-S.M. . . . .	-	-	-	-	-	-	-	-	-		
5-M. . . . .	51	19	-	-	70	14	-	-	14		
<b>Total . . . . .</b>	<b>51</b>	<b>19</b>	<b>-</b>	<b>-</b>	<b>70</b>	<b>14</b>	<b>-</b>	<b>-</b>	<b>14</b>		
<b>Grays:</b>											
3-G.M. . . . .	-	10	-	-	10	-	-	8	8		
4-S.M. . . . .	240	365	-	-	606	12	261	546	619		
5-M. . . . .	9,185	575	-	-	9,760	336	4,745	668	5,748		
6-S.L.M. . . . .	809	-	-	-	809	-	-	-	-		
<b>Total . . . . .</b>	<b>10,034</b>	<b>951</b>	<b>-</b>	<b>-</b>	<b>10,985</b>	<b>347</b>	<b>5,006</b>	<b>1,222</b>	<b>6,575</b>		
<b>Below Grade . . . . .</b>	<b>1,832</b>	<b>1,682</b>	<b>-</b>	<b>-</b>	<b>3,514</b>	<b>446</b>	<b>192</b>	<b>154</b>	<b>794</b>		
<b>All grades . . . . .</b>	<b>1,366,249</b>	<b>453,806</b>	<b>286,997</b>	<b>196,597</b>	<b>1/2,292,349</b>	<b>229,211</b>	<b>269,725</b>	<b>198,106</b>	<b>1/697,042</b>		
<b>Grade index . . . . .</b>	<b>94.1</b>	<b>96.9</b>	<b>97.9</b>	<b>97.2</b>	<b>95.4</b>	<b>93.6</b>	<b>91.4</b>	<b>92.4</b>	<b>92.4</b>		
<b>Staple length (inches)</b>											
15/16 and shorter . . . . .	-	21	9	56	85	162	-	-	162		
7/8 . . . . .	11	909	278	212	1,410	1,090	15	16	1,121		
29/32 . . . . .	12	750	74	176	1,012	238	-	-	238		
15/16 . . . . .	-	8,389	697	2,265	11,361	4,888	383	1,140	6,411		
31/32 . . . . .	12	4,380	2,164	5,463	12,019	10,777	1,637	3,832	16,146		
1. . . . .	3,330	38,107	38,320	44,911	121,668	48,102	41,956	38,904	126,964		
1-1/32 . . . . .	68,878	119,935	156,562	107,566	462,943	93,670	137,092	98,220	328,982		
1-1/16 . . . . .	666,308	214,041	79,815	33,025	993,184	56,673	71,566	50,612	178,871		
1-3/32 . . . . .	538,081	61,697	9,722	2,577	611,967	11,813	15,749	4,920	52,482		
1-1/8 . . . . .	71,203	4,859	1,168	285	77,515	1,449	1,267	447	3,163		
1-5/32 . . . . .	6,380	275	108	43	6,806	187	91	14	292		
1-3/16 . . . . .	1,067	42	27	17	1,153	22	31	1	54		
1-7/32 . . . . .	134	32	-	-	166	33	16	-	49		
1-1/4 and longer . . . . .	856	169	53	-	1,080	117	-	-	117		
<b>All lengths . . . . .</b>	<b>1,366,249</b>	<b>453,806</b>	<b>286,997</b>	<b>196,597</b>	<b>1/2,292,349</b>	<b>229,211</b>	<b>269,725</b>	<b>198,106</b>	<b>1/697,042</b>		
<b>Average staple length (32d inches) . . . . .</b>	<b>34.6</b>	<b>33.6</b>	<b>33.2</b>	<b>32.9</b>	<b>34.0</b>	<b>33.0</b>	<b>33.2</b>	<b>33.1</b>	<b>33.1</b>		

1/ As reported by the Bureau of the Census, running bales, linters excluded.

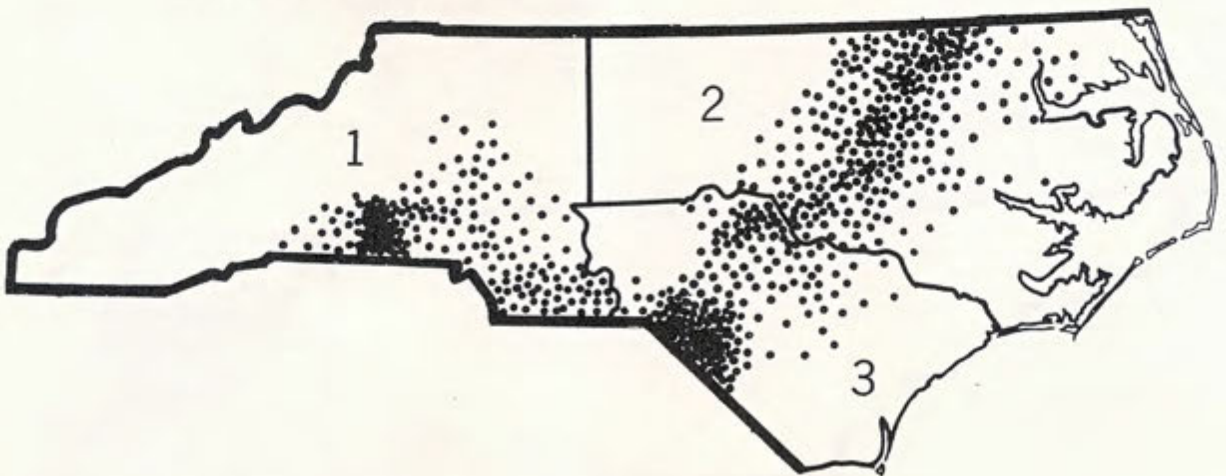


# COTTON PRODUCTION BY DISTRICTS, 1948-49



MISSISSIPPI

NORTH CAROLINA



*Each dot represents 1,000 bales*

Table 30.-- Grade and staple length of upland cotton ginned, by States and districts, 1948-49 - Continued

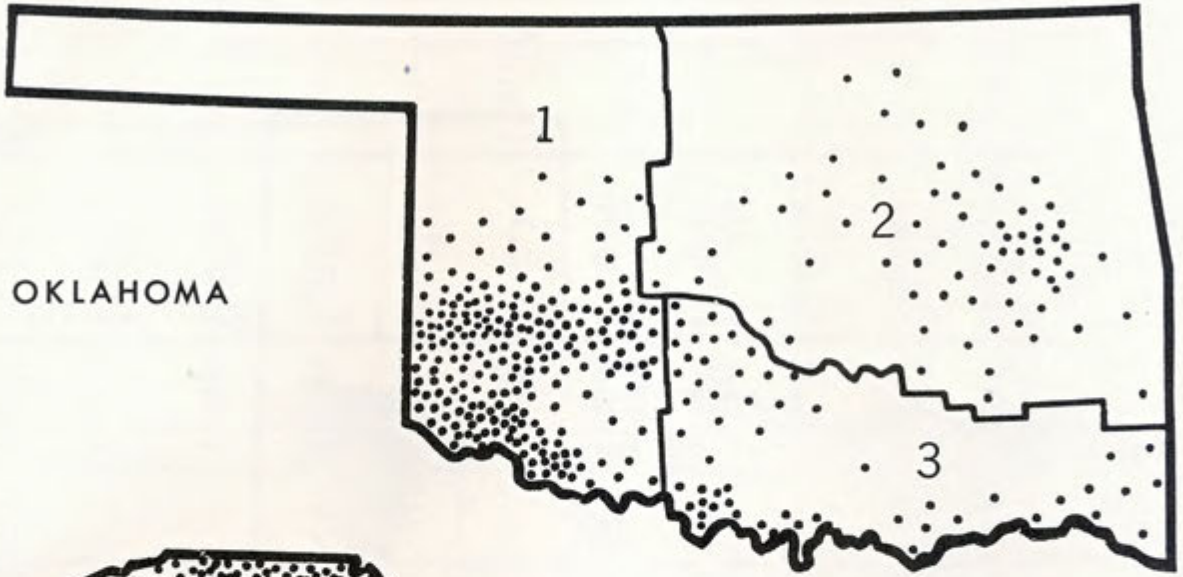
Grade and staple length	OKLAHOMA				SOUTH CAROLINA				TENNESSEE				Ginned in the State
	Ginned in district			Ginned in the State	Ginned in district			Ginned in the State	Ginned in district			Ginned in the State	
	1	2	3		1	2	3		1	2	3		
Grades	Bales	Bales	Bales	Bales	Bales	Bales	Bales	Bales	Bales	Bales	Bales	Bales	Bales
Whites:													
1-M.F. . . . .	-	-	-	-	-	-	-	-	-	-	-	-	-
2-G.O.M. . . . .	-	-	-	-	-	-	-	-	-	-	-	-	-
3-G.M. . . . .	225	420	190	835	95	96	7	198	-	-	-	-	-
4-S.M. . . . .	18,278	8,246	9,195	35,717	9,108	10,929	3,324	23,361	26,184	2,881	-	-	29,065
5-M. . . . .	53,524	16,091	18,675	88,190	102,297	133,610	48,784	264,991	278,110	29,454	-	-	307,564
6-S.L.M. . . . .	31,580	11,169	9,288	52,037	125,826	130,845	73,076	329,746	117,868	10,690	-	-	128,548
7-L.M. . . . .	7,882	5,629	3,765	17,274	21,084	91,721	58,349	171,154	12,736	806	-	-	13,242
8-S.O.O. . . . .	1,178	1,329	1,068	3,572	1,941	16,746	12,480	31,167	13,980	267	-	-	14,247
9-G.O. . . . .	109	133	152	394	317	2,729	907	3,953	3,209	8	-	-	3,217
Total . . . . .	112,773	43,017	42,229	198,019	280,668	386,574	196,927	844,169	452,077	43,806	-	-	495,883
Spotted:													
3-G.M. . . . .	9,041	2,330	2,309	13,680	387	63	23	473	1,873	17	-	-	1,890
4-S.M. . . . .	44,365	15,157	10,402	69,924	3,939	244	235	4,418	29,404	4,549	-	-	33,953
5-M. . . . .	22,949	7,357	3,482	33,788	5,857	878	790	7,625	24,611	3,145	-	-	27,756
6-S.L.M. . . . .	8,682	5,524	1,314	15,420	2,048	585	1,516	4,150	13,704	1,298	-	-	15,002
7-L.M. . . . .	1,661	1,371	640	3,672	654	515	487	1,656	22,716	453	-	-	23,169
Total . . . . .	86,698	31,739	18,147	136,464	12,896	2,266	3,051	18,232	92,308	9,462	-	-	101,770
Tinged:													
3-G.M. . . . .	651	39	26	716	23	-	-	23	264	-	-	-	264
4-S.M. . . . .	7,060	755	262	8,067	63	-	-	63	5,534	1,264	-	-	6,598
5-M. . . . .	8,368	1,654	233	10,255	91	-	-	91	7,391	2,348	-	-	9,739
6-S.L.M. . . . .	3,156	1,678	73	4,907	23	-	-	23	9,724	901	-	-	10,625
7-L.M. . . . .	573	197	35	805	18	-	-	12	41	10,808	880	-	11,468
Total . . . . .	19,808	4,303	629	24,740	218	-	-	253	33,321	5,373	-	-	36,694
Yellow Stained:													
3-G.M. . . . .	-	-	-	-	-	-	-	-	-	-	-	-	-
4-S.M. . . . .	210	-	-	210	-	-	-	-	-	-	-	-	-
5-M. . . . .	1,164	-	-	1,164	-	-	-	-	185	61	-	-	246
Total . . . . .	1,374	-	-	1,374	-	-	-	-	185	61	-	-	246
Gray:													
3-G.M. . . . .	-	-	-	-	-	-	-	-	11	-	-	-	11
4-S.M. . . . .	9	-	-	9	-	714	416	1,130	375	-	-	-	375
5-M. . . . .	9	-	-	9	514	4,494	2,079	7,087	239	-	-	-	239
6-S.L.M. . . . .	-	-	-	-	-	-	5	5	-	-	-	-	-
Total . . . . .	18	-	-	18	514	5,208	2,500	8,222	625	-	-	-	625
Below Grade . . . . .	628	224	14	866	63	467	181	711	3,677	175	-	-	3,852
All grades . . . . .	221,199	79,283	61,019	1/ 361,501	274,358	394,535	202,994	1/ 871,587	582,193	58,877	-	-	1/ 641,070
Grade index . . . . .	95.4	94.5	97.0	95.4	95.6	93.1	91.5	93.5	94.6	95.9	-	-	94.7
Staple length (inches)													
13/16 and shorter . . . . .	42,591	789	15,341	58,721	-	-	6	6	2,193	2,225	-	-	4,418
7/8 . . . . .	74,508	11,790	12,948	99,246	18	63	56	137	17,980	6,475	-	-	24,458
29/32 . . . . .	31,333	9,374	6,595	47,302	8	27	20	55	10,557	3,294	-	-	13,851
15/16 . . . . .	42,609	24,849	11,673	79,131	277	1,980	1,477	3,734	56,185	7,310	-	-	63,495
31/32 . . . . .	12,740	15,054	5,509	33,303	2,190	7,429	6,410	16,029	28,474	3,445	-	-	31,919
1 . . . . .	11,840	11,632	5,279	28,751	34,391	71,424	51,854	157,669	111,650	7,145	-	-	118,795
1-1/32 . . . . .	3,992	3,986	2,494	10,472	137,467	210,379	105,139	452,978	160,870	11,593	-	-	172,465
1-1/16 . . . . .	1,320	1,692	1,012	3,924	85,098	96,032	36,576	220,706	151,334	13,586	-	-	164,919
1-3/32 . . . . .	256	195	92	544	8,543	3,597	972	13,122	41,453	3,584	-	-	45,037
1-1/8 . . . . .	10	21	16	47	2,853	1,346	185	4,053	1,464	161	-	-	1,626
1-5/32 . . . . .	-	-	-	-	540	753	19	1,317	22	46	-	-	68
1-3/16 . . . . .	-	-	-	-	256	524	-	780	-	-	-	-	-
1-7/32 . . . . .	-	-	-	-	24	352	10	386	-	9	-	-	9
1-1/4 and longer . . . . .	-	-	-	-	-	618	-	618	11	-	-	-	11
All lengths . . . . .	221,199	79,283	61,019	1/ 361,501	274,358	394,535	202,994	1/ 871,587	582,193	58,877	-	-	1/ 641,070
Average staple length (32d inches) . . . . .	28.7	30.3	28.9	29.1	33.3	33.1	32.9	33.1	32.6	31.7	-	-	32.5

1/ As reported by the Bureau of the Census, running bales, linters excluded.



# COTTON PRODUCTION BY DISTRICTS, 1948-49

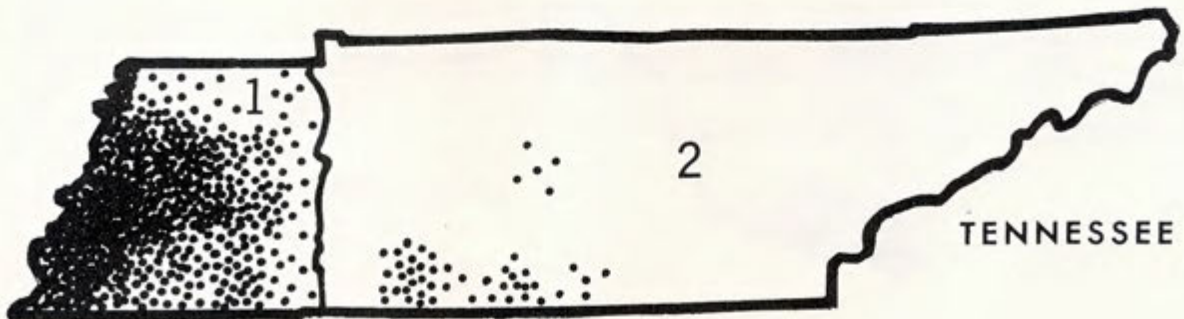
OKLAHOMA



SOUTH CAROLINA



TENNESSEE



*Each dot represents 1,000 bales*

Table 30.-- Grade and staple length of upland cotton ginned, by States and districts, 1948-49 - Continued

TEXAS												
Grade and staple length	Ginned in district										Ginned in the State	
	1	2	3	4	5	6	7	8	9	10		
Grades	Bales	Bales	Bales	Bales	Bales	Bales	Bales	Bales	Bales	Bales	Bales	
<b>Extra White:</b>												
3-0.M. . . . .	-	-	-	-	-	26,098	-	-	-	-	-	26,098
4-0.M. . . . .	-	-	-	-	-	78,111	-	-	-	-	-	78,111
5-M. . . . .	-	-	-	-	-	26,236	-	-	-	-	-	26,236
6-0.L.M. . . . .	-	-	-	-	-	3,630	-	-	-	-	-	3,630
7-L.M. . . . .	-	-	-	-	-	462	-	-	-	-	-	462
8-0.G.O. . . . .	-	-	-	-	-	103	-	-	-	-	-	103
9-0.O. . . . .	-	-	-	-	-	65	-	-	-	-	-	65
Total. . . . .	-	-	-	-	-	134,703	-	-	-	-	-	134,703
<b>White:</b>												
1-M.P. . . . .	-	-	-	-	-	-	-	-	-	-	-	5
2-0.G.M. . . . .	-	-	-	-	-	-	5	-	-	-	-	-
4-0.M. . . . .	60	58	118	23,048	2,080	-	-	5,240	606	1,043	-	32,273
5-M. . . . .	5,279	15,734	2,265	210,342	49,081	-	1,152	73,405	18,852	54,383	-	430,493
6-0.L.M. . . . .	104,318	169,803	7,704	296,237	93,246	-	10,176	128,135	66,591	224,403	-	1,099,613
6-0.L.M. . . . .	177,175	84,942	2,874	81,971	34,971	-	3,922	36,719	44,347	62,222	-	518,943
7-L.M. . . . .	81,080	19,152	578	20,899	6,821	-	246	9,155	15,381	5,502	-	188,914
8-0.G.O. . . . .	9,222	2,359	43	2,375	446	-	-	1,635	2,814	903	-	19,797
9-0.O. . . . .	1,255	369	3	116	-	-	-	30	77	-	-	1,650
Total. . . . .	378,589	292,317	15,606	633,988	166,645	5	15,496	254,319	140,568	338,556	-	2,241,888
<b>Spotted:</b>												
3-0.M. . . . .	5,185	10,929	549	25,169	4,318	492	36	1,988	35	199	-	48,897
4-0.M. . . . .	114,474	100,122	2,814	78,781	13,710	2,056	971	8,556	1,350	1,612	-	324,326
5-M. . . . .	97,453	48,529	1,304	18,289	7,064	2,069	601	2,254	2,065	823	-	176,951
6-0.L.M. . . . .	80,204	14,921	304	2,628	410	1,961	58	69	317	39	-	70,911
7-L.M. . . . .	10,128	2,378	-	214	16	1,670	-	21	22	13	-	14,562
Total. . . . .	277,442	171,879	4,971	126,181	26,418	8,228	1,665	12,697	4,299	2,686	-	635,646
<b>Tinged:</b>												
3-0.M. . . . .	6	101	-	-	-	10	-	-	-	-	-	117
4-0.M. . . . .	579	2,760	40	117	-	61	-	-	-	-	-	3,557
5-M. . . . .	1,808	4,656	54	206	23	576	-	-	-	-	-	7,323
6-0.L.M. . . . .	1,303	1,888	7	14	-	907	-	-	-	-	-	3,919
7-L.M. . . . .	480	201	-	-	-	1,088	-	-	-	-	-	1,739
Total. . . . .	4,146	9,506	101	337	23	2,642	-	-	-	-	-	16,565
<b>Yellow Stained:</b>												
3-0.M. . . . .	-	-	-	-	12	1	-	-	-	-	-	13
4-0.M. . . . .	36	109	-	-	-	9	-	-	-	-	-	153
5-M. . . . .	80	272	-	-	-	26	-	-	-	-	-	378
Total. . . . .	116	381	-	-	12	36	-	-	-	-	-	544
<b>Gray:</b>												
3-0.M. . . . .	-	11	-	138	-	13	-	-	-	-	-	162
4-0.M. . . . .	194	708	26	171	-	46	-	312	624	-	-	2,060
5-M. . . . .	956	3,056	-	60	-	22	-	269	1,411	-	-	5,773
6-0.L.M. . . . .	32	199	-	-	-	-	-	-	-	-	-	231
Total. . . . .	1,181	3,974	26	369	-	80	-	581	2,055	-	-	8,246
Below Grade . . . . .	1,235	134	-	38	14	1,319	-	-	41	28	-	2,806
All grades. . . . .	662,508	477,991	16,703	769,913	213,112	147,013	17,161	267,787	164,933	341,267	1/	3,060,388
Grade index . . . . .	93.1	96.4	98.1	99.8	99.1	101.3	98.3	99.6	98.5	99.4	-	97.6
<b>Staple length (inches)</b>												
13/16 and shorter . . . . .	332,779	128,758	5,329	18,367	4,267	930	2,551	794	59	377	-	494,231
7/8 . . . . .	184,025	176,063	7,489	96,376	12,296	2,847	7,465	8,632	1,061	3,007	-	499,271
29/32 . . . . .	67,340	82,790	3,638	236,812	26,557	34	4,315	24,746	1,940	4,369	-	453,078
15/16 . . . . .	49,060	64,018	1,925	330,190	72,161	2,089	1,899	52,326	12,569	11,545	-	598,377
31/32 . . . . .	15,703	15,805	228	63,675	39,158	88	768	45,980	19,288	14,982	-	213,713
1 . . . . .	9,210	6,670	54	11,942	31,228	1,635	122	69,753	57,239	54,114	-	241,967
1-1/32 . . . . .	3,012	740	24	2,036	11,091	2,426	21	50,403	49,310	128,307	-	257,370
1-1/8 . . . . .	769	149	16	405	5,794	9,559	-	14,338	12,596	115,285	-	158,911
1-3/32 . . . . .	247	-	-	44	474	45,595	-	799	812	6,427	-	56,406
1-1/4 . . . . .	89	-	-	34	26	60,316	-	16	72	344	-	60,967
1-5/32 . . . . .	42	-	-	-	-	13,425	-	-	-	-	-	13,467
1-3/16 . . . . .	77	-	-	-	-	3,547	-	-	-	-	-	3,624
1-7/32 . . . . .	118	-	-	-	-	2,233	-	-	-	-	-	2,351
1-1/4 and longer . . . . .	67	-	-	-	-	1,669	-	-	-	-	-	1,736
All lengths . . . . .	662,508	477,991	16,703	769,913	213,112	147,013	17,161	267,787	164,933	341,267	1/	3,060,388
Average staple length (32d inches) . . . . .	27.4	28.1	27.9	29.5	30.6	35.4	28.3	31.3	32.1	32.9	-	29.8

1/ As reported by the Bureau of the Census, running bales, linters excluded.



## COTTON PRODUCTION BY DISTRICTS, 1948-49

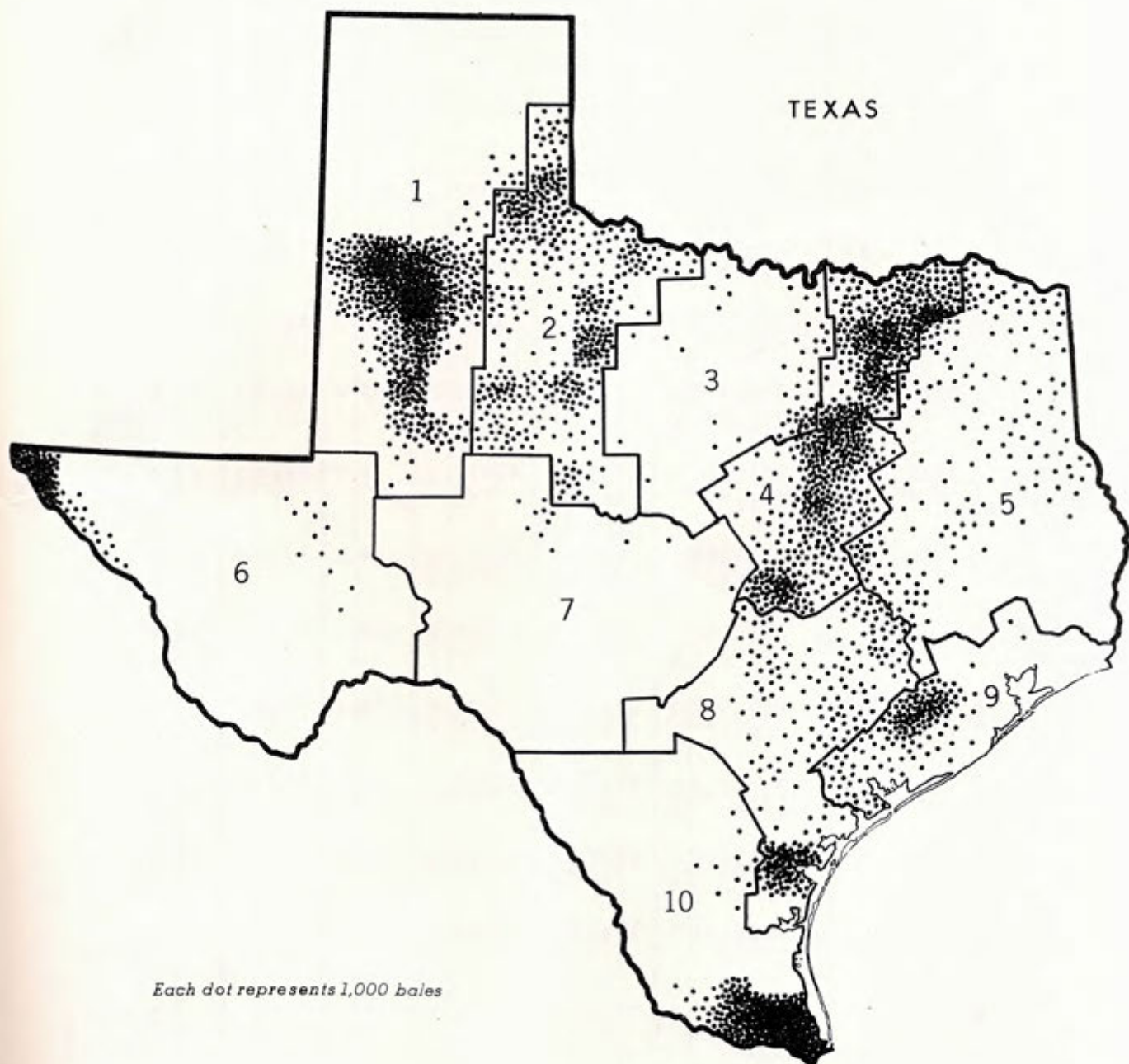






Table 31.-- Grade and staple length of upland cotton in the carry-over, United States, August 1, 1949 - Continued

Grade	3/4 inch and shorter		7/8 inch		29/32 inch		15/16 inch		31/32 inch		1 inch		1-1/32 inches		1-1/16 inches		1-1/8 inches		1-5/32 inches		1-3/16 inches		1-7/32 inches		1-1/4 inches and longer			
	Percent	Percent	Percent	Percent	Percent	Percent	Percent	Percent	Percent	Percent	Percent	Percent	Percent	Percent	Percent	Percent	Percent	Percent	Percent	Percent	Percent	Percent	Percent	Percent	Percent	Percent		
<b>Ex. White:</b>																												
3-G.M.	-	-	-	-	-	-	-	-	-	-	-	-	-	-	-	-	-	-	-	-	-	-	-	-	-	-	-	
4-S.M.	-	-	-	-	-	-	-	-	-	-	-	-	-	-	-	-	-	-	-	-	-	-	-	-	-	-	-	
5-M.	-	-	-	-	-	-	-	-	-	-	-	-	-	-	-	-	-	-	-	-	-	-	-	-	-	-	-	
6-S.L.M.	-	-	-	-	-	-	-	-	-	-	-	-	-	-	-	-	-	-	-	-	-	-	-	-	-	-	-	
7-L.M.	-	-	-	-	-	-	-	-	-	-	-	-	-	-	-	-	-	-	-	-	-	-	-	-	-	-	-	
8-S.G.O.	-	-	-	-	-	-	-	-	-	-	-	-	-	-	-	-	-	-	-	-	-	-	-	-	-	-	-	
9-G.O.	-	-	-	-	-	-	-	-	-	-	-	-	-	-	-	-	-	-	-	-	-	-	-	-	-	-	-	
Total	-	-	-	-	-	-	-	-	-	-	-	-	-	-	-	-	-	-	-	-	-	-	-	-	-	-	-	
14.6	1.4	1.4	1.4	1.7	2.5	2.8	2.8	10.6	13.0	11.5	33.5	23.5	15.3	11.1	7.1	11.0												
<b>White:</b>																												
1-M.F.	-	-	-	-	-	-	-	-	-	-	-	-	-	-	-	-	-	-	-	-	-	-	-	-	-	-	-	
2-S.G.M.	-	-	-	-	-	-	-	-	-	-	-	-	-	-	-	-	-	-	-	-	-	-	-	-	-	-	-	
3-G.M.	-	-	-	-	-	-	-	-	-	-	-	-	-	-	-	-	-	-	-	-	-	-	-	-	-	-	-	
4-S.M.	-	-	-	-	-	-	-	-	-	-	-	-	-	-	-	-	-	-	-	-	-	-	-	-	-	-	-	
5-M.	-	-	-	-	-	-	-	-	-	-	-	-	-	-	-	-	-	-	-	-	-	-	-	-	-	-	-	
6-S.L.M.	-	-	-	-	-	-	-	-	-	-	-	-	-	-	-	-	-	-	-	-	-	-	-	-	-	-	-	
7-L.M.	-	-	-	-	-	-	-	-	-	-	-	-	-	-	-	-	-	-	-	-	-	-	-	-	-	-	-	
8-S.G.O.	-	-	-	-	-	-	-	-	-	-	-	-	-	-	-	-	-	-	-	-	-	-	-	-	-	-	-	
9-G.O.	-	-	-	-	-	-	-	-	-	-	-	-	-	-	-	-	-	-	-	-	-	-	-	-	-	-	-	
Total	-	-	-	-	-	-	-	-	-	-	-	-	-	-	-	-	-	-	-	-	-	-	-	-	-	-	-	
50.5	40.9	40.5	68.7	66.7	72.8	79.8	79.8	79.7	81.5	83.1	66.2	76.1	85.9	81.6	92.4	78.8												
<b>Spotted:</b>																												
3-G.M.	1.8	1.2	1.2	1.5	1.0	1.4	1.1	1.0	1.1	1.1	1.1	1.1	1.1	1.1	1.1	1.1	1.1	1.1	1.1	1.1	1.1	1.1	1.1	1.1	1.1	1.1	1.1	
4-S.M.	1.8	7.8	9.6	10.1	5.6	3.1	2.1	5.6	1.2	1.2	1.2	1.2	1.2	1.2	1.2	1.2	1.2	1.2	1.2	1.2	1.2	1.2	1.2	1.2	1.2	1.2	1.2	
5-M.	12.9	15.2	13.5	7.1	6.0	6.7	2.7	6.0	3	3	3	3	3	3	3	3	3	3	3	3	3	3	3	3	3	3	3	
6-S.L.M.	6.1	12.1	8.0	4.1	5.3	5.0	3.9	2.9	1.1	1.1	1.1	1.1	1.1	1.1	1.1	1.1	1.1	1.1	1.1	1.1	1.1	1.1	1.1	1.1	1.1	1.1	1.1	
7-L.M.	9.2	4.7	5.6	3.5	6.8	3.9	2.6	1.1	1.1	1.1	1.1	1.1	1.1	1.1	1.1	1.1	1.1	1.1	1.1	1.1	1.1	1.1	1.1	1.1	1.1	1.1	1.1	
Total	32.1	41.3	37.9	26.1	24.7	20.2	14.4	8.2	4.8	2.1	5	6	8	1.1	5	8.4												
<b>Tinged:</b>																												
3-G.M.	-	-	-	-	-	-	-	-	-	-	-	-	-	-	-	-	-	-	-	-	-	-	-	-	-	-	-	
4-S.M.	-	-	-	-	-	-	-	-	-	-	-	-	-	-	-	-	-	-	-	-	-	-	-	-	-	-	-	
5-M.	-	-	-	-	-	-	-	-	-	-	-	-	-	-	-	-	-	-	-	-	-	-	-	-	-	-	-	
6-S.L.M.	-	-	-	-	-	-	-	-	-	-	-	-	-	-	-	-	-	-	-	-	-	-	-	-	-	-	-	
7-L.M.	-	-	-	-	-	-	-	-	-	-	-	-	-	-	-	-	-	-	-	-	-	-	-	-	-	-	-	
Total	-	-	-	-	-	-	-	-	-	-	-	-	-	-	-	-	-	-	-	-	-	-	-	-	-	-	-	
17.4	12.7	9.8	3.9	5.4	3.2	1.6	1.6	5	2	2	2	2	2	2	2	2	2	2	2	2	2	2	2	2	2	2	2	
<b>Yellow Stained:</b>																												
3-G.M.	-	-	-	-	-	-	-	-	-	-	-	-	-	-	-	-	-	-	-	-	-	-	-	-	-	-	-	
4-S.M.	-	-	-	-	-	-	-	-	-	-	-	-	-	-	-	-	-	-	-	-	-	-	-	-	-	-	-	
5-M.	-	-	-	-	-	-	-	-	-	-	-	-	-	-	-	-	-	-	-	-	-	-	-	-	-	-	-	
6-S.L.M.	-	-	-	-	-	-	-	-	-	-	-	-	-	-	-	-	-	-	-	-	-	-	-	-	-	-	-	
7-L.M.	-	-	-	-	-	-	-	-	-	-	-	-	-	-	-	-	-	-	-	-	-	-	-	-	-	-	-	
Total	-	-	-	-	-	-	-	-	-	-	-	-	-	-	-	-	-	-	-	-	-	-	-	-	-	-	-	
1.5	1.7	1.1	1.1	1.1	1.1	1.1	1.1	1.1	1.1	1.1	1.1	1.1	1.1	1.1	1.1	1.1	1.1	1.1	1.1	1.1	1.1	1.1	1.1	1.1	1.1	1.1	1.1	
<b>Below Grade</b>	-	-	-	-	-	-	-	-	-	-	-	-	-	-	-	-	-	-	-	-	-	-	-	-	-	-	-	
1.5	1.5	1.5	1.5	1.5	1.5	1.5	1.5	1.5	1.5	1.5	1.5	1.5	1.5	1.5	1.5	1.5	1.5	1.5	1.5	1.5	1.5	1.5	1.5	1.5	1.5	1.5	1.5	
<b>All grades</b>	100.0	100.0	100.0	100.0	100.0	100.0	100.0	100.0	100.0	100.0	100.0	100.0	100.0	100.0	100.0	100.0	100.0	100.0	100.0	100.0	100.0	100.0	100.0	100.0	100.0	100.0	100.0	

\* Less than 0.05 percent.

Table 32.- Grade and staple length of American Egyptian cotton in the carry-over, United States, August 1, 1949

Grade	1-3/8" & shorter	1-7/16" & 1-15/32"	1-1/2" & 1-17/32"	1-9/16" & longer	Total
	Bales	Bales	Bales	Bales	Bales
1	-	8	191	6	205
1½	53	410	412	44	919
2	-	9	340	3	352
2½	43	87	74	2	206
3	8	18	45	-	71
3½	-	16	24	-	40
4	1	9	8	-	18
4½	-	11	2	-	13
5	9	15	3	-	27
Below Grade	-	-	-	-	-
Total	114	583	1,099	55	1,851 <sup>1/</sup>
Percent	6.2	31.5	59.3	3.0	100.0
	Percent	Percent	Percent	Percent	Percent
1	-	1.4	17.4	10.9	11.1
1½	46.5	70.5	37.5	80.0	49.6
2	-	1.5	30.9	5.5	19.0
2½	37.7	14.9	6.7	3.6	11.1
3	7.0	3.1	4.1	-	3.8
3½	-	2.7	2.2	-	2.2
4	.9	1.5	.7	-	1.0
4½	-	1.9	.2	-	.7
5	7.9	2.5	.3	-	1.5
Below Grade	-	-	-	-	-
Total	100.0	100.0	100.0	100.0	100.0

<sup>1/</sup> As reported by the Bureau of the Census.



Table 33.-- Tenderability of upland cotton in the carry-over, United States, August 1, 1940-49

Year	Tenderable 1/		Untenderable		Total 2/	
	Bales	Percent	Bales	Percent	Bales	Percent
1940. . . . 3/	8,761,765	83.8	1,691,428	16.2	10,453,193	100.0
1941. . . . 3/	10,138,422	84.4	1,872,097	15.6	12,010,519	100.0
1942. . . . 3/	7,700,861	73.5	2,774,149	26.5	10,475,010	100.0
1943. . . . 3/	7,896,960	75.0	2,633,002	25.0	10,529,962	100.0
1944. . . . 3/	7,627,327	72.2	2,931,302	27.8	10,558,629	100.0
1945. . . . 3/	7,597,006	69.0	3,409,391	31.0	11,006,397	100.0
1946. . . . 3/	4,904,262	68.4	2,261,203	31.6	7,165,465	100.0
1947. . . . 3/	1,854,707	77.5	537,342	22.5	2,392,049	100.0
1948. . . . 3/	2,421,756	81.1	566,201	18.9	2,987,957	100.0
1949. . . . 3/	4,587,827	88.0	627,817	12.0	5,215,644	100.0

1/ Tenderable in settlement of futures contracts.

2/ As reported by the Bureau of the Census.

3/ Tenderable on futures contracts, with the exception of any bales reduced in grade and/or staple length, and of non-rain-grown cotton below Middling (White or Extra White) in grade and/or shorter than 1-1/32 inches in staple length. This information is not complete on reductions, in grade and/or staple length and of non-rain-grown cotton below Middling (White or Extra White) in grade and/or shorter than 1-1/32 inches in staple length.

Table 34.-- Grade index and average staple length of upland cotton in the carry-over, by places of storage, United States, August 1, 1946-49

Place of storage	Grade Index				Average staple length			
	1946	1947	1948	1949	1946	1947	1948	1949
	Index	Index	Index	Index	32d inches	32d inches	32d inches	32d inches
Consuming establishments. . . .	95.0	94.9	96.4	95.3	32.9	33.1	33.1	33.4
Public warehouses, compresses, and elsewhere . . . . .	90.4	91.0	92.9	96.0	31.2	32.5	32.2	33.3
All places of storage . . . . .	91.8	93.2	94.6	95.9	31.7	32.8	32.7	33.3

Table 35.-- Grade and staple length of upland cotton in the carry-over, by places of storage, United States, August 1, 1946-49

Grade and length	Consuming establishments				Public warehouses, compresses, and elsewhere 1/				All places of storage			
	1946	1947	1948	1949	1946	1947	1948	1949	1946	1947	1948	1949
Grade	Sales 2/	Sales 2/	Sales 2/	Sales 2/	Sales 2/	Sales 2/	Sales 2/	Sales 2/	Sales 2/	Sales 2/	Sales 2/	Sales 2/
<b>Extra White:</b>												
3-G.M. . . . .	-	959	10,828	1,202	2,778	453	3,983	23,841	2,778	1,382	14,811	25,043
4-C.M. . . . .	3,724	3,477	26,462	11,322	41,772	952	26,556	281,403	48,496	4,429	53,017	262,725
5-M. . . . .	5,927	1,128	14,454	6,986	51,935	1,190	18,142	207,165	57,862	2,318	32,596	214,171
6-S.L.M. . . . .	5,493	4,142	3,548	1,896	18,003	1,321	2,319	55,047	23,496	5,463	5,867	86,942
7-L.M. . . . .	803	426	1,170	1,127	6,462	690	882	10,231	9,285	1,106	2,062	11,566
8-S.G.O. . . . .	-	123	-	8	13,474	1,202	1,244	1,698	13,474	1,325	1,262	1,698
9-G.O. . . . .	-	-	-	-	6,179	821	365	379	6,179	821	365	379
<b>Total. . . . .</b>	<b>15,947</b>	<b>10,255</b>	<b>56,470</b>	<b>22,532</b>	<b>142,623</b>	<b>6,589</b>	<b>53,510</b>	<b>549,784</b>	<b>158,570</b>	<b>16,944</b>	<b>109,980</b>	<b>572,316</b>
<b>White:</b>												
1-M.F. . . . .	-	-	-	-	-	-	-	-	-	-	-	-
2-S.G.M. . . . .	-	25	-	15	-	1,055	1,092	-	-	1,080	1,092	15
3-G.M. . . . .	14,836	17,633	23,581	6,513	19,406	32,191	17,924	8,554	34,242	49,824	41,508	15,067
4-C.M. . . . .	263,094	187,510	254,527	112,230	301,268	227,186	222,590	291,306	564,352	414,696	477,117	403,538
5-M. . . . .	851,969	485,645	530,425	306,639	1,085,801	157,554	441,473	1,478,176	1,937,770	643,229	971,898	1,783,904
6-S.L.M. . . . .	548,666	318,435	277,238	186,008	1,194,691	164,812	238,865	1,176,585	1,743,387	483,247	514,103	1,362,593
7-L.M. . . . .	184,011	106,439	88,820	67,903	567,318	134,106	204,273	357,593	771,329	240,546	293,063	425,496
8-S.G.O. . . . .	112,266	94,242	86,821	33,239	447,440	158,376	117,117	67,210	559,706	249,617	173,938	100,449
9-G.O. . . . .	36,947	13,457	12,089	6,376	343,371	47,463	26,062	11,303	380,318	60,920	38,151	17,679
<b>Total. . . . .</b>	<b>2,011,789</b>	<b>1,223,366</b>	<b>1,243,501</b>	<b>717,923</b>	<b>3,979,288</b>	<b>919,772</b>	<b>1,267,396</b>	<b>3,390,725</b>	<b>5,991,074</b>	<b>2,145,158</b>	<b>2,510,897</b>	<b>4,108,738</b>
<b>Spotted:</b>												
3-G.M. . . . .	1,770	807	1,930	165	12,485	2,162	2,855	7,467	14,255	2,959	4,785	7,650
4-C.M. . . . .	17,618	7,949	14,401	12,163	236,253	16,681	29,671	95,639	253,891	24,530	44,072	107,802
5-M. . . . .	28,560	18,982	23,313	26,286	337,373	29,502	51,971	123,856	358,933	48,494	75,294	149,852
6-S.L.M. . . . .	31,039	22,219	20,312	17,225	161,546	34,125	66,264	91,134	192,888	56,344	86,574	108,359
7-L.M. . . . .	14,069	9,916	12,894	17,531	178,676	35,313	46,450	48,654	192,735	48,319	61,344	66,385
<b>Total. . . . .</b>	<b>93,046</b>	<b>69,773</b>	<b>72,850</b>	<b>73,368</b>	<b>926,343</b>	<b>117,783</b>	<b>199,211</b>	<b>366,680</b>	<b>1,019,389</b>	<b>177,556</b>	<b>272,061</b>	<b>440,048</b>
<b>Tinged:</b>												
3-G.M. . . . .	-	301	212	-	883	78	1	335	883	379	213	335
4-C.M. . . . .	166	888	856	1,129	8,876	1,199	2,129	6,874	9,042	2,087	2,985	8,003
5-M. . . . .	532	2,177	8,255	4,385	14,173	2,859	11,243	11,019	14,702	5,136	19,498	15,404
6-S.L.M. . . . .	3,965	3,676	12,561	4,695	12,470	4,865	15,718	10,333	15,835	8,541	28,279	15,028
7-L.M. . . . .	5,747	2,757	5,519	2,249	15,393	3,361	7,229	7,922	22,140	6,118	10,748	10,171
<b>Total. . . . .</b>	<b>9,810</b>	<b>9,799</b>	<b>25,403</b>	<b>12,468</b>	<b>52,792</b>	<b>12,462</b>	<b>36,320</b>	<b>36,483</b>	<b>62,602</b>	<b>22,261</b>	<b>61,723</b>	<b>48,941</b>
<b>Yellow Stained:</b>												
3-G.M. . . . .	-	-	-	-	12	170	-	2	12	170	-	2
4-C.M. . . . .	9	-	52	82	123	176	88	229	132	176	140	311
5-M. . . . .	17	155	201	318	2,017	829	1,623	800	2,034	984	1,924	1,118
<b>Total. . . . .</b>	<b>26</b>	<b>155</b>	<b>253</b>	<b>400</b>	<b>2,152</b>	<b>1,175</b>	<b>1,711</b>	<b>1,031</b>	<b>2,178</b>	<b>1,350</b>	<b>1,964</b>	<b>1,431</b>
<b>Grays:</b>												
3-G.M. . . . .	99	13	-	-	749	376	2,654	767	848	389	2,864	767
4-C.M. . . . .	5,412	2,200	2,697	1,510	12,776	2,003	6,264	10,102	19,188	4,293	8,961	11,612
5-M. . . . .	29,930	4,090	1,854	2,129	24,945	3,106	5,452	26,187	54,875	7,196	7,306	28,316
6-S.L.M. . . . .	-	3,664	1,043	469	-	785	226	302	-	4,429	1,269	771
<b>Total. . . . .</b>	<b>35,441</b>	<b>9,967</b>	<b>5,594</b>	<b>4,108</b>	<b>38,470</b>	<b>6,249</b>	<b>14,895</b>	<b>37,368</b>	<b>74,911</b>	<b>16,216</b>	<b>20,400</b>	<b>41,466</b>
<b>Below Grade . . . . .</b>	<b>6,906</b>	<b>4,683</b>	<b>2,131</b>	<b>1,358</b>	<b>44,836</b>	<b>10,001</b>	<b>8,801</b>	<b>1,346</b>	<b>51,741</b>	<b>14,684</b>	<b>10,932</b>	<b>2,704</b>
<b>All Grades 3/ . . . . .</b>	<b>2,173,964</b>	<b>1,319,018</b>	<b>1,406,202</b>	<b>832,147</b>	<b>5,186,501</b>	<b>1,074,031</b>	<b>1,581,755</b>	<b>4,383,407</b>	<b>7,360,465</b>	<b>2,392,049</b>	<b>2,987,957</b>	<b>5,215,644</b>
<b>Index of grade. . . . .</b>	<b>95.0</b>	<b>94.9</b>	<b>96.4</b>	<b>95.3</b>	<b>90.4</b>	<b>91.0</b>	<b>92.9</b>	<b>96.0</b>	<b>91.7</b>	<b>93.2</b>	<b>94.6</b>	<b>95.9</b>
<b>Staple length (inches)</b>												
13/16 and shorter . . . . .	18,941	10,115	15,403	2,756	558,238	15,221	37,578	20,061	577,179	28,336	52,981	22,807
7/8 . . . . .	79,388	57,720	56,447	10,469	762,952	50,987	101,884	54,394	842,340	108,707	168,331	64,863
29/32 . . . . .	61,441	22,427	26,259	7,908	300,068	32,474	57,200	48,997	361,809	54,901	83,459	56,905
15/16 . . . . .	174,839	89,441	69,798	33,711	611,968	94,267	132,234	147,459	786,227	183,708	202,052	181,170
1 1/32 . . . . .	132,707	69,044	75,379	36,247	342,587	91,094	121,064	138,958	475,824	159,138	196,463	176,206
1 . . . . .	421,968	289,415	280,423	173,111	727,853	241,247	321,733	557,128	1,149,821	510,662	602,156	730,239
1-1/32 . . . . .	434,761	261,005	261,698	200,837	576,356	250,197	354,276	1,207,851	1,011,119	611,202	615,974	1,408,588
1-1/16 . . . . .	390,162	228,770	296,157	176,480	625,158	152,235	295,897	1,370,807	1,015,320	378,005	582,054	1,547,377
1-3/32 . . . . .	233,646	115,027	122,743	68,783	358,063	60,891	90,269	676,780	888,899	165,918	213,012	746,565
1-1/8 . . . . .	102,914	102,160	125,369	70,203	189,242	35,622	39,855	139,294	261,156	137,762	165,224	208,497
1-5/32 . . . . .	63,038	55,249	57,963	31,031	70,796	19,597	14,665	15,805	133,654	74,846	72,629	46,836
1-3/16 . . . . .	29,255	24,018	17,163	9,607	44,999	8,228	9,299	74,264	41,815	25,381	13,607	13,607
1-7/32 . . . . .	11,096	4,662	2,620	2,777	22,313	6,518	1,423	1,372	33,409	11,080	4,043	4,149
1-1/4 and longer . . . . .	19,888	13,065	8,790	8,147	29,516	16,394	5,428	1,691	49,604	29,449	14,213	9,688
<b>All lengths 3/ . . . . .</b>	<b>2,173,964</b>	<b>1,319,018</b>	<b>1,406,202</b>	<b>832,147</b>	<b>5,186,501</b>	<b>1,074,031</b>	<b>1,581,755</b>	<b>4,383,407</b>	<b>7,360,465</b>	<b>2,392,049</b>	<b>2,987,957</b>	<b>5,215,644</b>
<b>Average staple length</b>	<b>32.9</b>	<b>33.1</b>	<b>33.1</b>	<b>33.4</b>	<b>31.2</b>	<b>32.4</b>	<b>32.2</b>	<b>33.3</b>	<b>31.7</b>	<b>32.8</b>	<b>32.7</b>	<b>33.3</b>

See footnotes at end of table.



Table 35.—Grade and staple length of upland cotton in the carry-over, by places of storage, United States, August 1, 1946-49—Continued

Grade and length	Consuming establishments				Public warehouses, compresses, and elsewhere <sup>1/</sup>				All Places of storage			
	1946	1947	1948	1949	1946	1947	1948	1949	1946	1947	1948	1949
	Percent	Percent	Percent	Percent	Percent	Percent	Percent	Percent	Percent	Percent	Percent	Percent
<b>Extra White:</b>												
3-0 M. . . . .	-	0.1	0.8	0.1	0.1	*	0.3	0.5	*	0.1	0.5	0.5
4-0 M. . . . .	0.2	.3	1.8	1.5	.8	0.1	1.7	5.8	0.6	.2	1.8	5.1
5-M. . . . .	.3	.1	1.0	.8	1.0	.1	1.1	4.7	.8	.1	1.1	4.1
6-3 L.M. . . . .	.2	.3	.3	.2	.3	.1	.1	1.3	.3	.2	.2	1.1
7-1 M. . . . .	-	-	-	-	.1	.1	.1	.2	.1	*	.1	.2
8-5 O.O. . . . .	-	-	-	-	.3	.1	.1	*	.2	.1	*	*
9-0 O. . . . .	-	-	-	-	.1	.1	*	*	.1	*	*	*
Total . . . . .	.7	.8	4.0	2.7	2.8	.6	3.4	12.5	2.1	.7	3.7	11.0
<b>White:</b>												
1-M.F. . . . .	-	-	-	-	-	-	-	-	-	-	-	-
2-4 O.M. . . . .	-	*	-	-	.4	.1	.1	-	.5	*	*	*
3-0 M. . . . .	.7	1.3	1.7	.8	.4	3.0	1.1	.2	.5	2.1	1.4	.3
4-0 M. . . . .	12.1	13.2	18.1	13.5	5.8	21.1	14.1	6.6	7.7	17.3	16.0	7.7
5-M. . . . .	39.1	36.8	37.7	36.6	20.9	14.7	27.9	33.8	26.3	27.0	32.5	34.3
6-3 L.M. . . . .	25.2	23.2	19.7	22.4	23.1	13.3	15.0	26.8	23.7	20.2	17.2	26.1
7-1 M. . . . .	8.5	8.1	6.3	8.2	11.3	12.5	12.9	8.2	10.5	10.1	9.8	8.2
8-5 O.O. . . . .	5.2	7.2	4.0	5.6	6.6	14.5	7.4	1.5	7.6	10.4	5.8	1.9
9-0 O. . . . .	1.7	1.0	.9	.8	6.6	4.4	1.6	.3	5.2	2.5	1.3	.3
Total . . . . .	92.5	92.8	88.4	86.3	76.7	85.6	80.1	77.4	81.5	89.6	81.0	78.8
<b>Spotted:</b>												
3-0 M. . . . .	.1	.1	.1	*	.2	.2	.2	.2	.2	.1	.2	.1
4-0 M. . . . .	.8	.6	1.0	1.5	4.6	1.6	1.9	2.2	3.4	1.0	1.5	2.1
5-M. . . . .	1.3	1.4	1.8	3.1	6.5	2.8	3.5	2.8	5.0	2.0	2.5	2.8
6-3 L.M. . . . .	1.4	1.6	1.4	2.1	3.1	3.2	4.1	2.1	2.6	2.4	2.9	2.1
7-1 M. . . . .	.7	.8	.9	2.1	3.5	3.2	3.1	1.1	2.6	1.9	2.0	1.3
Total . . . . .	4.3	4.5	5.2	6.8	17.9	11.0	12.6	6.4	13.8	7.4	9.1	8.4
<b>Tinged:</b>												
3-0 M. . . . .	-	*	*	-	*	*	*	*	*	*	*	*
4-0 M. . . . .	*	.1	.1	.1	.2	.1	.1	.2	.1	.1	.1	.2
5-M. . . . .	*	.2	.6	.5	.3	.3	.7	.2	.2	.2	.7	.3
6-3 L.M. . . . .	.2	.2	.8	.6	.2	.5	1.0	.2	.2	.3	.9	.2
7-1 M. . . . .	.3	.2	.3	.3	.3	.3	.5	.2	.4	.3	.4	.2
Total . . . . .	.5	.7	1.8	1.5	1.0	1.2	2.3	.8	.9	.9	2.1	.9
<b>Yellow Stained:</b>												
3-0 M. . . . .	-	-	-	-	*	*	*	*	*	*	*	*
4-0 M. . . . .	*	*	*	*	*	*	*	*	*	*	*	*
5-M. . . . .	*	*	*	*	*	.1	.1	*	*	.1	.1	*
Total . . . . .	*	*	*	*	*	.1	.1	*	*	.1	.1	*
<b>Gray:</b>												
3-0 M. . . . .	*	*	-	-	*	*	.2	*	*	*	.1	*
4-0 M. . . . .	.3	.2	.2	.2	.2	.2	.4	.2	.3	.2	.3	.2
5-M. . . . .	1.4	.3	.1	.2	.5	.3	.5	.7	.7	.3	.3	.6
6-3 L.M. . . . .	-	.3	.1	.1	-	.1	*	*	-	-	-	-
Total . . . . .	1.7	.8	.4	.5	.7	.6	.9	.9	1.0	.7	.7	.8
Below Grade . . . . .	.3	.4	.2	.2	.9	.9	.6	*	.7	.6	.3	.1
All grades . . . . .	100.0	100.0	100.0	100.0	100.0	100.0	100.0	100.0	100.0	100.0	100.0	100.0
<b>Staple length</b>												
13/16" and shorter	.9	.8	1.1	.3	10.8	1.4	2.4	.5	7.8	1.1	1.8	.4
7/8"	3.7	4.4	4.0	1.3	14.6	4.8	6.4	1.2	11.4	4.6	5.3	1.2
29/32"	2.8	1.7	1.9	1.0	5.8	3.0	3.6	1.1	4.9	2.3	2.8	1.1
15/16"	8.0	6.8	5.0	4.1	11.8	8.8	8.4	3.4	10.7	7.7	6.8	3.5
31/32"	6.1	5.2	5.4	4.4	6.6	8.5	7.7	3.2	6.5	6.7	6.6	3.4
1"	19.4	20.5	19.9	20.8	14.0	22.5	20.3	12.7	15.7	21.3	20.2	14.0
1-1/32"	20.0	19.8	18.6	24.0	11.1	23.3	22.5	27.6	13.7	21.3	20.6	27.0
1-1/16"	17.9	17.0	20.4	21.2	12.1	14.2	18.7	31.2	13.8	15.8	19.5	29.6
1-3/32"	10.8	8.7	8.7	8.3	6.8	4.7	5.7	15.4	8.0	6.9	7.1	14.3
1-1/8"	4.7	7.8	8.9	8.4	3.1	3.3	2.5	3.2	3.5	5.8	5.5	4.0
1-5/32"	2.9	4.2	4.1	3.7	1.4	1.8	.9	.4	1.8	3.1	2.4	.9
1-3/16"	1.4	1.3	1.2	1.2	.9	1.6	.5	.1	1.0	1.7	.8	.5
1-7/32"	.5	.3	.2	.3	.4	.6	.1	*	.5	.5	.1	.1
1-1/4" and longer	.9	1.0	.6	1.0	.6	1.5	.3	*	.7	1.2	.5	.2
All lengths	100.0	100.0	100.0	100.0	100.0	100.0	100.0	100.0	100.0	100.0	100.0	100.0

<sup>1/</sup> The "elsewhere" cotton, as reported by the Bureau of the Census, amounted to 775,000 for 1946, 220,000 for 1947, 274,000 for 1948 and 256,000 for 1949.

<sup>2/</sup> Quantities in running bales; round bales counted as half bales. Linters excluded.

<sup>3/</sup> As reported by the Bureau of the Census.

\* Less than 0.05 percent.

Table 36.--Staple length of cotton of foreign growth  $\frac{1}{2}$  in the carry-over, August 1, 1940-49

Growth and length (inches)	1940	1941	1942	1943	1944	1945	1946	1947	1948	1949
	Bales $\frac{1}{2}$	Bales $\frac{1}{2}$	Bales $\frac{1}{2}$	Bales $\frac{1}{2}$	Bales $\frac{1}{2}$	Bales $\frac{1}{2}$	Bales $\frac{1}{2}$	Bales $\frac{1}{2}$	Bales $\frac{1}{2}$	Bales $\frac{1}{2}$
<b>Egyptian:</b>										
1- $\frac{3}{32}$ and shorter	18									
1- $\frac{1}{8}$ and 1- $\frac{5}{32}$	509	446	5			253	246		180	
1- $\frac{3}{16}$ and 1- $\frac{7}{32}$	1,433	1,181	2,001	2,981	1,284	2,691	774	13		353
1- $\frac{1}{4}$ to 1- $\frac{11}{32}$	20,180	19,044	16,995	10,087	21,884	35,296	10,744	3,084	719	5,495
1- $\frac{3}{8}$ to 1- $\frac{15}{32}$	11,678	19,486	12,961	16,065	27,495	11,050	16,211	34,540	12,055	35,448
1- $\frac{1}{2}$ to 1- $\frac{19}{32}$	4,070	5,296	6,531	8,876	11,265	9,697	11,979	16,848	19,187	912
1- $\frac{5}{8}$ to 1- $\frac{21}{32}$	611								1,430	
1- $\frac{3}{4}$ and longer							128	3		
All lengths $\frac{1}{2}$	38,449	45,423	38,546	38,007	61,896	58,937	40,069	54,488	33,571	42,178
<b>Peruvian:</b>										
31/32 and shorter			6	16						171
1 and 1-1/32			2	30						
1-1/16 and 1-5/32		43		32	50			237		147
1-1/8 and 1-5/16	45	188	56		120			927	16	
1-3/16 and 1-7/32	25	697	58	80	191	199	385	690	122	23
1-1/4 and longer	575	222	2,628	1,184	2,123	3,396	5,593	12,716	7,128	863
All lengths $\frac{1}{2}$	645	1,150	2,750	1,342	2,344	3,585	6,388	14,510	7,421	1,049
<b>Chinese:</b>										
13/16 and shorter $\frac{1}{2}$	6,478	3,730	2,469	1,037	784					
<b>British Indian:</b>										
13/16 and shorter	46,166	58,233	89,778	45,414	40,856	47,006	101,729	60,797	46,425	23,699
7/8 and 29/32	58									
15/16 and 31/32										
1 and longer	824									
All lengths $\frac{1}{2}$	47,048	58,233	89,778	45,414	40,856	47,006	101,729	60,797	46,425	23,699
<b>Other foreign:</b>										
13/16 and shorter	31	416		57		731	464	172	514	531
7/8 and 29/32		181	13	131			164	49	29	
15/16 and 31/32		1,259	864	590			1,669	416	12	
1 and 1-1/32	90	17,115	757	1,559	9,636	10,402	2,246	970	98	
1-1/16 and 1-3/32		9,666	3	187	2,573		64	92		
1-1/8 and 1-5/16			16							10
1-3/16 and 1-7/32										
1-1/4 and longer	2,247	2,509	229	732	1,720	4,719	2,006	2,917	1,689	2,166
All lengths $\frac{1}{2}$	2,368	31,086	1,879	2,456	13,929	15,852	6,633	4,616	2,312	2,707
All foreign $\frac{1}{2}$	94,988	139,622	135,422	87,956	119,889	125,380	154,819	134,411	89,729	69,633

1/ Includes American sea-island in 1944, 1945, 1946, 1947, 1948 and 1949.

2/ Quantities in equivalent 500-pound bales.

3/ As reported by the Bureau of the Census.

4/ Included in "Other" foreign.



Table 37.—Cotton: Carry-over, crop, supply, and disappearance of American upland, by grade, United States, 1932-49

Year beginning August 1	White and Extra White					Spotted					Other colored 1/	All grades 2/
	Good Middling and better	Strict Middling	Middling	Strict Middling	Low Middling	Strict Good Ordinary and Good	Strict Middling Ordinary and better	Middling	Strict Middling	Low Middling		
	1,000 bales 3/	1,000 bales 3/	1,000 bales 3/	1,000 bales 3/	1,000 bales 3/	1,000 bales 3/	1,000 bales 3/	1,000 bales 3/	1,000 bales 3/	1,000 bales 3/		
CARRY-OVER												
1932	161	3,224	3,311	1,092	216	247	165	214	59	151		9,560
1933	226	1,944	2,036	1,242	269	228	650	386	101	168		8,070
1934	285	1,901	2,567	1,147	253	128	990	379	112	276		7,638
1935	171	1,661	2,696	1,231	235	57	491	355	77	155		7,189
1936	83	1,043	1,960	865	251	81	396	287	133	233		5,330
1937	99	675	1,393	864	333	100	267	275	158	258		4,382
1938	133	1,298	3,439	2,685	1,165	135	714	899	282	396		11,436
1939	195	2,005	1,697	3,073	1,052	131	609	814	118	219		12,943
1940	179	1,428	3,524	2,958	734	69	702	651	113	190		10,433
1941	198	1,601	4,177	3,225	731	165	806	677	117	286		12,011
1942	77	966	2,761	2,852	1,174	128	627	484	793	387		10,175
1943	70	710	2,689	2,861	1,524	152	627	484	793	387		10,530
1944	90	1,043	2,770	2,970	1,397	54	489	702	276	258		10,559
1945	64	764	2,770	2,970	1,397	1,005	574	774	269	117		11,006
1946	36	594	1,943	2,954	1,459	934	261	356	187	374		7,165
1947	52	419	646	1,099	212	313	27	48	56	100		2,392
1948	57	530	1,005	800	295	214	49	75	87	156		2,988
1949	40	666	1,999	1,420	437	120	115	150	108	161		5,216
CROP												
1932	361	3,280	4,561	1,669	359	174	1,248	673	218	158		12,701
1933	446	3,030	3,309	1,333	283	65	2,610	1,042	285	111		12,654
1934	1,035	3,447	2,709	750	170	46	795	345	96	65		9,458
1935	383	2,188	3,053	1,383	521	256	683	672	319	145		10,403
1936	522	2,571	3,479	1,934	744	250	1,378	779	200	247		12,124
1937	556	2,695	4,074	3,704	1,456	636	1,666	1,664	510	510		12,237
1938	315	2,344	3,779	2,161	366	57	1,432	975	102	87		11,598
1939	188	1,925	3,030	2,910	599	121	776	874	114	95		11,162
1940	69	1,168	3,890	3,459	509	377	835	214	110	330		12,261
1941	29	773	3,446	3,133	1,086	539	1,109	1,041	286	309		10,134
1942	40	895	4,362	3,916	1,283	175	605	538	196	193		12,243
1943	165	1,475	3,548	3,715	1,009	238	1,113	294	64	84		11,069
1944	11	1,486	3,702	4,333	1,184	646	270	380	130	389		11,831
1945	10	364	2,328	2,924	1,196	813	273	399	161	361		8,809
1946	44	695	2,652	2,866	781	440	381	451	129	133		8,515
1947	365	2,452	4,080	1,780	820	365	698	378	263	355		11,956
1948	111	1,762	5,579	3,578	1,031	445	692	493	306	580		14,577
SUPPLY 4/												
1932	852	6,504	7,872	2,761	605	421	1,743	917	277	309		22,261
1933	872	4,994	6,115	2,575	592	293	3,260	1,428	326	279		20,724
1934	1,320	5,348	5,276	1,897	423	174	1,389	724	203	341		17,096
1935	554	4,119	5,740	2,614	756	313	1,374	1,067	396	600		17,532
1936	605	3,614	5,439	2,797	1,015	331	1,774	1,066	335	480		17,454
1937	695	3,330	6,267	4,568	1,799	736	1,933	1,939	648	734		22,619
1938	148	3,642	7,218	4,846	1,511	492	2,116	1,984	384	453		23,034
1939	303	3,930	8,527	6,013	1,611	282	1,595	1,668	292	314		24,365
1940	249	2,496	8,434	6,317	1,323	446	1,037	865	258	510		22,714
1941	227	2,374	7,683	6,358	1,817	682	1,295	1,081	433	595		22,445
1942	117	1,821	7,063	6,768	2,117	903	1,297	1,313	567	642		22,898
1943	233	2,185	6,273	6,606	2,533	865	907	1,087	451	459		21,599
1944	101	1,429	6,172	7,303	2,881	1,210	799	1,082	466	617		22,390
1945	74	1,118	5,084	5,878	2,665	1,818	847	1,173	430	758		19,815
1946	70	1,269	4,995	4,586	1,541	1,374	642	807	309	507		15,680
1947	417	2,871	4,726	2,269	1,062	678	725	426	319	455		13,948
1948	168	2,292	6,546	4,098	1,326	659	741	568	393	736		17,546
DISAPPEARANCE 5/												
1932	626	4,540	5,036	1,519	336	193	1,093	531	176	141		14,191
1933	587	3,093	3,578	1,428	299	165	2,670	1,049	214	3		13,086
1934	1,119	3,687	2,500	666	188	117	894	349	131	186		9,967
1935	471	3,106	3,789	1,751	505	232	978	740	265	367		12,202
1936	506	2,939	4,046	1,933	682	231	1,507	791	195	242		11,072
1937	522	2,032	2,888	1,883	684	301	1,219	1,050	366	358		11,183
1938	293	1,637	2,521	1,773	459	183	1,537	1,050	236	244		10,091
1939	804	2,502	5,003	3,135	877	361	1,537	1,050	236	244		13,942
1940	50	1,295	4,697	3,092	592	285	231	188	111	224		10,703
1941	150	1,468	4,862	3,506	613	254	633	306	62	146		11,970
1942	47	1,111	4,374	3,507	893	276	733	500	180	267		12,308
1943	143	1,142	3,503	3,636	1,136	301	418	385	175	201		11,040
1944	37	715	3,776	4,349	1,412	205	308	308	137	230		11,384
1945	18	544	3,081	4,158	1,905	804	586	817	243	368		12,650
1946	18	830	3,949	4,097	1,899	1,061	615	759	253	407		13,288
1947	360	2,341	3,721	1,749	767	444	676	351	232	299		10,946
1948	128	1,626	4,585	2,678	889	539	646	418	285	575		12,349

1/ Other colored includes Low Middling Spotted; all grades of Tinged, Light Yellow Stained, Yellow Stained, Gray, and Blue Stained prior to 1936; Low Middling Spotted, and all grades of Tinged, Yellow Stained, and Gray from 1936 to date. Below grade is included with other colored.

2/ As reported by the Bureau of the Census.

3/ Running bales; round bales counted as half bales.

4/ Carry-over at the beginning of the season plus crop.

5/ Supply minus carry-over at the end of the season.

Table 36.--Cotton: Carry-over, crop, supply and disappearance of American upland, by staple length, United States, 1933-49

Season beginning Aug. 1	15/16" and shorter	7/8" and 29/32"	15/16" and 31/32"	1" and 1-1/32"	1-1/16" and 1-5/32"	1-1/8" and 1-5/32"	1-3/16" and 1-7/32"	1-1/4" and longer	All staple lengths 1/
	1,000 bales 2/	1,000 bales 2/	1,000 bales 2/	1,000 bales 2/	1,000 bales 2/	1,000 bales 2/	1,000 bales 2/	1,000 bales 2/	1,000 bales 2/
CARRY-OVER									
1933	189	2,504	2,199	1,775	672	565	142	26	8,070
1934	253	2,534	2,113	1,477	616	529	112	24	7,656
1935	529	2,774	1,799	996	633	356	112	30	7,129
1936	561	2,389	1,259	715	225	191	67	23	5,330
1937	606	1,600	859	644	296	265	90	22	4,382
1938	1,374	3,742	2,614	1,667	1,094	370	114	19	11,436
1939	1,248	3,481	3,089	2,745	1,651	671	76	22	12,943
1940	761	2,827	2,583	2,149	1,443	578	54	38	10,453
1941	708	2,853	3,254	2,780	1,688	598	84	49	12,011
1942	876	2,751	2,336	2,670	1,301	472	107	63	10,475
1943	1,075	2,711	2,040	2,246	1,723	521	136	78	10,530
1944	1,327	2,835	2,208	2,631	1,288	366	137	67	10,559
1945	1,166	2,693	2,010	2,764	1,833	385	104	61	11,006
1946	862	1,172	1,228	2,103	1,542	385	105	48	7,165
1947	25	164	343	1,022	544	213	52	29	2,392
1948	63	242	398	1,219	795	238	82	14	2,368
1949	23	122	356	2,139	2,293	256	18	10	6,216
CROP									
1933	539	4,504	3,992	2,004	824	640	145	6	12,654
1934	783	3,491	2,065	1,415	880	681	123	19	9,458
1935	1,320	3,235	2,628	1,682	867	554	103	14	10,403
1936	1,152	3,143	2,617	2,749	1,556	732	156	20	12,124
1937	1,835	5,235	5,038	3,542	1,639	842	90	16	16,237
1938	510	2,006	3,124	2,964	2,024	764	155	51	11,598
1939	627	2,397	2,780	3,361	1,762	426	76	33	11,452
1940	334	1,591	2,999	4,185	2,506	534	67	45	12,261
1941	441	1,224	2,265	3,821	1,968	496	129	60	10,434
1942	531	1,668	2,806	4,331	2,518	521	110	98	12,363
1943	858	1,257	2,593	4,230	1,631	302	142	56	11,069
1944	550	1,330	2,188	4,884	2,539	254	65	21	11,831
1945	234	677	1,497	3,699	2,262	181	40	19	8,809
1946	168	620	1,108	3,494	2,679	201	30	15	8,515
1947	813	1,263	1,774	4,988	2,581	128	7	2	11,856
1948	569	1,230	1,463	6,724	5,095	279	12	6	14,577
SUPPLY 3/									
1933	728	7,008	6,191	3,779	1,496	1,203	287	32	20,724
1934	1,016	6,025	4,178	2,893	1,496	1,210	235	45	17,096
1935	1,849	6,009	4,427	2,678	1,420	810	216	44	17,632
1936	1,713	5,432	3,876	3,464	1,760	923	222	43	17,454
1937	2,441	6,835	5,997	4,186	1,936	1,107	180	58	22,619
1938	1,836	5,748	5,938	4,821	3,118	1,134	269	70	23,034
1939	1,875	5,678	5,649	6,096	3,393	1,097	152	55	24,395
1940	1,118	4,418	5,582	6,334	3,949	1,112	121	83	22,714
1941	1,146	4,077	5,519	6,601	3,656	1,094	223	129	22,446
1942	1,407	4,415	4,921	6,901	3,519	993	217	161	22,838
1943	1,933	3,968	4,633	6,476	3,354	823	278	134	21,699
1944	1,877	3,855	4,396	7,815	3,827	640	202	78	22,390
1945	1,400	3,370	3,707	6,463	4,095	566	144	70	19,615
1946	730	1,792	2,336	5,897	4,441	586	135	63	15,680
1947	838	1,427	2,117	6,010	3,126	341	59	31	13,948
1948	622	1,472	2,061	6,943	5,890	517	41	19	17,565
DISAPPEARANCE 4/									
1933	495	4,474	4,078	2,302	880	674	175	8	13,086
1934	487	3,251	2,379	1,897	963	864	123	13	9,967
1935	1,288	3,720	3,168	1,943	1,175	719	148	21	12,202
1936	1,107	3,632	3,017	2,820	1,484	668	133	21	13,072
1937	1,115	3,093	3,083	2,229	841	737	66	19	11,183
1938	588	2,267	2,869	2,176	1,487	463	193	48	10,091
1939	1,094	3,051	3,266	3,947	1,950	519	98	17	13,942
1940	410	1,565	2,328	3,664	2,261	514	37	34	10,703
1941	270	1,326	3,184	4,031	2,355	622	116	66	11,970
1942	332	1,708	2,881	4,655	2,096	472	81	53	12,308
1943	606	1,443	2,425	3,846	2,066	437	91	77	11,040
1944	711	1,162	2,386	4,751	1,994	357	141	77	11,394
1945	838	2,198	2,479	4,360	2,533	181	39	22	12,460
1946	705	1,623	1,995	4,675	3,897	373	83	34	13,288
1947	785	1,186	1,719	4,791	2,330	103	30	17	10,960
1948	599	1,350	1,705	4,804	3,597	262	23	9	12,349

1/ As reported by the Bureau of the Census.

2/ Running bales, counting round as half bales.

3/ Carry-over at the beginning of the season plus crop.

4/ Supply minus carry-over at the end of the season.



Table 35.—Grade and staple length of upland cotton in the supply, United States, 1948-49 1/2

Grade	3/8 inch		7/8		29/32		15/16		31/32		1		1-1/32		1-1/16		1-1/8		1-5/32		1-1/4		1-1/2		1-3/4		2					
	Bales	Percent	Bales	Percent	Bales	Percent	Bales	Percent	Bales	Percent	Bales	Percent	Bales	Percent	Bales	Percent	Bales	Percent	Bales	Percent	Bales	Percent	Bales	Percent	Bales	Percent	Bales	Percent				
<b>Ex. Whites:</b>																																
3-0-M.	-	-	-	-	-	-	-	-	-	-	-	-	-	-	-	-	-	-	-	-	-	-	-	-	-	-	-	-	-			
4-0-M.	-	-	-	-	-	-	-	-	-	-	-	-	-	-	-	-	-	-	-	-	-	-	-	-	-	-	-	-	-			
5-M.	-	-	-	-	-	-	-	-	-	-	-	-	-	-	-	-	-	-	-	-	-	-	-	-	-	-	-	-	-			
6-5-L-M.	-	-	-	-	-	-	-	-	-	-	-	-	-	-	-	-	-	-	-	-	-	-	-	-	-	-	-	-	-			
7-2-L-M.	-	-	-	-	-	-	-	-	-	-	-	-	-	-	-	-	-	-	-	-	-	-	-	-	-	-	-	-	-			
8-3-0-0.	-	-	-	-	-	-	-	-	-	-	-	-	-	-	-	-	-	-	-	-	-	-	-	-	-	-	-	-	-			
9-0-0-0.	-	-	-	-	-	-	-	-	-	-	-	-	-	-	-	-	-	-	-	-	-	-	-	-	-	-	-	-	-			
<b>Total.</b>	8	923	4,250	103	14,311	12,456	69,354	391,595	598,050	298,049	156,535	25,570	25,570	6,009	3,574	2,796	1,579,653	9.0														
<b>Whites:</b>																																
1-M.F.	-	-	-	-	-	-	-	-	-	-	-	-	-	-	-	-	-	-	-	-	-	-	-	-	-	-	-	-	-			
2-5-0-M.	-	-	-	-	-	-	-	-	-	-	-	-	-	-	-	-	-	-	-	-	-	-	-	-	-	-	-	-	-			
3-0-M.	21	1,720	3,124	6,072	15,904	10,440	13,233	21	354	14,557	151	557	1,331	2,091	51	1	1	1	1	1	1	1	1	1	1	1	1	1	1			
4-0-M.	928	22,525	67,340	91,703	197,065	103,705	187,235	284,341	345,061	155,224	6,175	2,091	1,331	2,091	51	1	1	1	1	1	1	1	1	1	1	1	1	1	1			
5-M.	6,416	110,664	220,451	216,553	354,342	250,049	749,089	1,573,115	1,679,335	638,723	117,695	16,944	16,944	16,944	16,944	16,944	16,944	16,944	16,944	16,944	16,944	16,944	16,944	16,944	16,944	16,944	16,944	16,944	16,944	16,944		
6-5-L-M.	7,825	103,979	132,577	104,345	164,354	156,124	576,748	1,134,458	1,111,658	339,746	48,266	11,953	3,976	3,976	3,976	3,976	3,976	3,976	3,976	3,976	3,976	3,976	3,976	3,976	3,976	3,976	3,976	3,976	3,976	3,976		
7-2-L-M.	1,173	51,490	57,932	35,280	73,468	77,640	306,057	373,065	238,022	66,311	4,353	160	160	160	160	160	160	160	160	160	160	160	160	160	160	160	160	160	160	160		
8-3-0-0.	1,111	9,096	14,279	8,060	14,031	35,349	150,149	144,933	97,868	15,818	977	274	274	274	274	274	274	274	274	274	274	274	274	274	274	274	274	274	274	274		
9-0-0-0.	141	2,219	4,229	2,292	16,441	6,518	39,247	27,959	15,011	1,578	102	12	12	12	12	12	12	12	12	12	12	12	12	12	12	12	12	12	12	12		
<b>Total.</b>	22,971	301,713	500,252	468,865	867,685	649,674	2,021,840	3,608,371	3,504,771	1,200,774	254,997	76,335	26,989	4,900	16,826	13,546,843	77.1															
<b>Spotted:</b>																																
3-0-M.	256	8,805	14,109	14,604	19,142	6,526	4,685	5,784	4,212	1,331	314	23	23	23	23	23	23	23	23	23	23	23	23	23	23	23	23	23	23	23		
4-0-M.	5,200	100,929	117,795	76,132	80,721	41,621	70,620	91,960	50,543	14,102	800	191	191	191	191	191	191	191	191	191	191	191	191	191	191	191	191	191	191	191		
5-M.	4,529	71,846	71,953	44,149	52,139	14,732	108,955	104,644	61,446	14,102	800	191	191	191	191	191	191	191	191	191	191	191	191	191	191	191	191	191	191	191		
6-5-L-M.	1,464	17,137	13,465	14,953	39,722	31,931	84,545	73,376	46,406	6,510	363	79	79	79	79	79	79	79	79	79	79	79	79	79	79	79	79	79	79	79		
7-2-L-M.	2,308	12,308	23,248	7,465	57,738	29,574	93,465	64,467	30,113	1,090	79	12	12	12	12	12	12	12	12	12	12	12	12	12	12	12	12	12	12	12		
<b>Total.</b>	16,697	243,445	270,700	146,643	237,497	151,397	356,230	341,249	193,270	32,477	2,564	643	207	100	173	2,013,510	11.5															
<b>Flagged:</b>																																
3-0-M.	-	-	-	-	-	-	-	-	-	-	-	-	-	-	-	-	-	-	-	-	-	-	-	-	-	-	-	-	-	-		
4-0-M.	-	-	-	-	-	-	-	-	-	-	-	-	-	-	-	-	-	-	-	-	-	-	-	-	-	-	-	-	-	-		
5-M.	-	-	-	-	-	-	-	-	-	-	-	-	-	-	-	-	-	-	-	-	-	-	-	-	-	-	-	-	-	-		
6-5-L-M.	-	-	-	-	-	-	-	-	-	-	-	-	-	-	-	-	-	-	-	-	-	-	-	-	-	-	-	-	-	-		
7-2-L-M.	-	-	-	-	-	-	-	-	-	-	-	-	-	-	-	-	-	-	-	-	-	-	-	-	-	-	-	-	-	-		
<b>Total.</b>	-	-	-	-	-	-	-	-	-	-	-	-	-	-	-	-	-	-	-	-	-	-	-	-	-	-	-	-	-	-		
<b>Yellow Stained:</b>																																
3-0-M.	-	-	-	-	-	-	-	-	-	-	-	-	-	-	-	-	-	-	-	-	-	-	-	-	-	-	-	-	-	-		
4-0-M.	-	-	-	-	-	-	-	-	-	-	-	-	-	-	-	-	-	-	-	-	-	-	-	-	-	-	-	-	-	-		
5-M.	-	-	-	-	-	-	-	-	-	-	-	-	-	-	-	-	-	-	-	-	-	-	-	-	-	-	-	-	-	-		
6-5-L-M.	-	-	-	-	-	-	-	-	-	-	-	-	-	-	-	-	-	-	-	-	-	-	-	-	-	-	-	-	-	-		
7-2-L-M.	-	-	-	-	-	-	-	-	-	-	-	-	-	-	-	-	-	-	-	-	-	-	-	-	-	-	-	-	-	-		
<b>Total.</b>	-	-	-	-	-	-	-	-	-	-	-	-	-	-	-	-	-	-	-	-	-	-	-	-	-	-	-	-	-	-		
<b>Below Grade:</b>																																
3-0-M.	-	-	-	-	-	-	-	-	-	-	-	-	-	-	-	-	-	-	-	-	-	-	-	-	-	-	-	-	-	-		
4-0-M.	-	-	-	-	-	-	-	-	-	-	-	-	-	-	-	-	-	-	-	-	-	-	-	-	-	-	-	-	-	-		
5-M.	-	-	-	-	-	-	-	-	-	-	-	-	-	-	-	-	-	-	-	-	-	-	-	-	-	-	-	-	-	-		
6-5-L-M.	-	-	-	-	-	-	-	-	-	-	-	-	-	-	-	-	-	-	-	-	-	-	-	-	-	-	-	-	-	-		
7-2-L-M.	-	-	-	-	-	-	-	-	-	-	-	-	-	-	-	-	-	-	-	-	-	-	-	-	-	-	-	-	-	-		
<b>Total.</b>	-	-	-	-	-	-	-	-	-	-	-	-	-	-	-	-	-	-	-	-	-	-	-	-	-	-	-	-	-	-		
<b>All Grades:</b>	42,460	579,096	841,658	690,476	1,212,641	658,502	2,531,993	4,469,394	4,334,992	1,555,476	444,880	102,575	33,257	8,577	19,464	17,564,771	100.0															
<b>All Grades:</b>	0.2	3.3	4.8	3.6	6.9	4.8	11.4	25.1	24.7	8.9	2.4	0.6	0.2	0.1	0.1	100.0																

1/ 1948 carry-over plus 1948-49 crop.  
2/ Less than 0.05 percent.