

3.1118

**UNITED STATES DEPARTMENT of AGRICULTURE  
PRODUCTION and MARKETING ADMINISTRATION**

**COTTON QUALITY STATISTICS  
UNITED STATES  
1949-50**

**Washington, D. C.**

**1951**

Statistical Bulletin No. 94

This publication is one of a series formerly known as Commodity Statistics (designated as CS and given a number). That series has been discontinued. Publications relating to commodity statistics will be published in the future as Statistical Bulletins.

UNITED STATES DEPARTMENT OF AGRICULTURE  
PRODUCTION AND MARKETING ADMINISTRATION  
Cotton Branch

COTTON QUALITY STATISTICS  
UNITED STATES  
1949-50

In assembling the information on which this report is based, the following agencies cooperated during the 1949-50 season:

Arizona Agricultural Experiment Station  
Louisiana Agricultural Experiment Station  
Louisiana State Department of Agriculture and Immigration  
New Mexico Agricultural Experiment Station  
North Carolina Agricultural Extension Service

Credit is due cotton ginners, warehousemen, dealers, manufacturers, and owners of cotton, whose cooperation has made this report possible.

Washington, D. C.

January 1951

(i)

UNITED STATES DEPARTMENT OF AGRICULTURE  
 PRODUCTION AND MARKETING ADMINISTRATION  
 Cotton Branch

COTTON QUALITY STATISTICS  
 UNITED STATES  
 1949-50

CONTENTS

	Table No.	Page No.
Introduction . . . . .		1-2
United States Cotton Production, 1948-49 . . . . .		3
United States tables:		
Grade and staple length of upland cotton ginned in the United States, 1949-50 . . . . .	1	4-5
Grade and staple length of American Egyptian cotton ginned by States, 1949-50 . . . . .	2	6
Grade and staple length of upland cotton ginned in the United States, during specified periods, 1949-50 . . . . .	3	7
Grade and staple length of American Egyptian cotton ginned in the United States, during specified periods, 1949-50 . . . . .	4	8
Grade of upland cotton ginned in the United States, by States, crops of 1947-49 . . . . .	5	9-10
Staple length of upland cotton ginned in the United States, by States, crops of 1947-49 . . . . .	6	11-12
Grade index and average staple length of upland cotton ginned in the United States, by States, crops of 1944-49 . . . . .	7	13
Preparation of upland cotton ginned in the United States during specified periods, by States, 1949-50 . . . . .	8	14-15
Tenderability of upland cotton ginned, by States, 1949-50 . . . . .	9	16
Tenderability of upland cotton ginned in the United States, 1932-49 . . . . .	10	16
State tables:		
Grade and staple length of upland cotton ginned in Alabama, 1949-50 . . . . .	11	17
Grade and staple length of upland cotton ginned in Arizona, 1949-50 . . . . .	12	18
Grade and staple length of upland cotton ginned in Arkansas, 1949-50 . . . . .	13	19
Grade and staple length of upland cotton ginned in California, 1949-50 . . . . .	14	20
Grade and staple length of upland cotton ginned in Florida, 1949-50 . . . . .	15	21
Grade and staple length of upland cotton ginned in Georgia, 1949-50 . . . . .	16	22
Grade and staple length of upland cotton ginned in Illinois, 1949-50 . . . . .	17	23
Grade and staple length of upland cotton ginned in Kentucky, 1949-50 . . . . .	18	24
Grade and staple length of upland cotton ginned in Louisiana, 1949-50 . . . . .	19	25
Grade and staple length of upland cotton ginned in Mississippi, 1949-50 . . . . .	20	26
Grade and staple length of upland cotton ginned in Missouri, 1949-50 . . . . .	21	27
Grade and staple length of upland cotton ginned in New Mexico, 1949-50 . . . . .	22	28
Grade and staple length of upland cotton ginned in North Carolina, 1949-50 . . . . .	23	29
Grade and staple length of upland cotton ginned in Oklahoma, 1949-50 . . . . .	24	30
Grade and staple length of upland cotton ginned in South Carolina, 1949-50 . . . . .	25	31
Grade and staple length of upland cotton ginned in Tennessee, 1949-50 . . . . .	26	32
Grade and staple length of upland cotton ginned in Texas, 1949-50 . . . . .	27	33
Grade and staple length of upland cotton ginned in Virginia, 1949-50 . . . . .	28	34
Grade and staple length of upland cotton ginned, during specified periods, by States, 1949-50 . . . . .	29	35-43
Grade and staple length of upland cotton ginned, by States and districts, 1949-50 . . . . .	30	44-53
Carry-over tables:		
Grade and staple length of upland cotton in the carry-over, United States, August 1, 1950 . . . . .	31	54-55
Grade and staple length of American Egyptian cotton in the carry-over, United States, August 1, 1950 . . . . .	32	56
Tenderability of upland cotton in the carry-over, United States, August 1, 1949-50 . . . . .	33	57
Grade index and average staple length of upland cotton in the carry-over, by places of storage, United States, August 1, 1947-50 . . . . .	34	57
Grade and staple length of upland cotton in the carry-over, by places of storage, United States, August 1, 1947-50 . . . . .	35	58-59
Staple length of cotton of foreign growth in the carry-over, August 1, 1941-50 . . . . .	36	60
Supply and disappearance tables:		
Carry-over, crop, supply and disappearance of American upland cotton, by grade, United States, 1933-50 . . . . .	37	61
Carry-over, crop, supply and disappearance of American upland cotton, by staple length, United States, 1933-50 . . . . .	38	62
Grade and staple length of upland cotton in the supply, United States, 1949-50 . . . . .	39	63

Cotton Quality Statistics, United States  
1949-50

This report contains information on the quality of cotton ginned during the 1949-50 season, and on the quality of cotton on hand in the United States on August 1, 1950. To facilitate comparison, certain data contained in the reports for previous years are included. This information should be helpful to cotton growers and breeders and to merchants, consumers, research workers, and others interested in the quality of the crop, and the carry-over.

Estimates of the quality of the ginnings for most of the States are based on the classification of samples representing approximately 10 percent of the crop of upland cotton. These samples were submitted by gins selected to represent a cross-section of the quality of total ginnings by districts and States. In the case of upland and American Egyptian cotton in Arizona, California, New Mexico, and in district 6 of Texas, where from 95 to 100 percent of ginnings are classed under another program, the total samples classed are adjusted to ginnings and used in preparing the estimates. The proportions of the various qualities found in the samples classed were applied to total ginnings as reported by the Bureau of the Census for upland and American Egyptian cotton. For the purpose of preparing the estimates, the major cotton-producing States are divided into districts. Samples classed were weighted by ginning periods for all cotton-producing States as well as by districts for most of the major cotton-producing States.

The report for the carry-over includes statistics on the grade and staple length of upland and American Egyptian cotton and on the staple length of cotton of foreign growth on hand in the United States on July 29, 1950. The estimates of the quality of the carry-over were based on the classification of samples representative of the cotton in consuming establishments, in public warehouses and compresses, and in other places of storage. The proportions of the various qualities found in the samples classed were applied in each instance to the total number of bales in the consuming establishments, public warehouses or compresses, or in other places of storage. Samples were classed from over 85 percent of all cotton located in such places of storage. The figures on the quality of cotton from which samples were classed for each State and for the principal types of storage were then raised to correspond with the number of bales as reported by the Bureau of the Census.

The tables in this report that contain figures on the tenderability of cotton on futures contracts indicate only the total quantities tenderable and untenderable. Reports of this series issued prior to 1941 have given separately the quantities of cotton of untenderable grades, those of untenderable staple lengths, and those untenderable in both grade and staple length.

A revision in cotton futures contracts after 1941 has reduced the number of tenderable grades and has excluded from delivery any cotton reduced in grade or staple length because of irregularities or defects found in the samples submitted for classification. Moreover, the revisions have limited the tenderable qualities of non-rain-grown cottons to those classified as Middling or better, White and Extra White, 1-1/32 inches and longer in staple. In view of these changes in the cotton futures contracts, it is not practicable to tabulate the data on tenderability in the same detail as heretofore.

Throughout this report the official grade designations are abbreviated as follows: Middling Fair, 1-M.F.; Strict Good Middling, 2-S.G.M.; Good Middling, 3-G.M.; Strict Middling, 4-S.M.; Middling, 5-M.; Strict Low Middling, 6-S.L.M.; Low Middling, 7-L.M.; Strict Good Ordinary, 8-S.G.O.; Good Ordinary, 9-G.O.

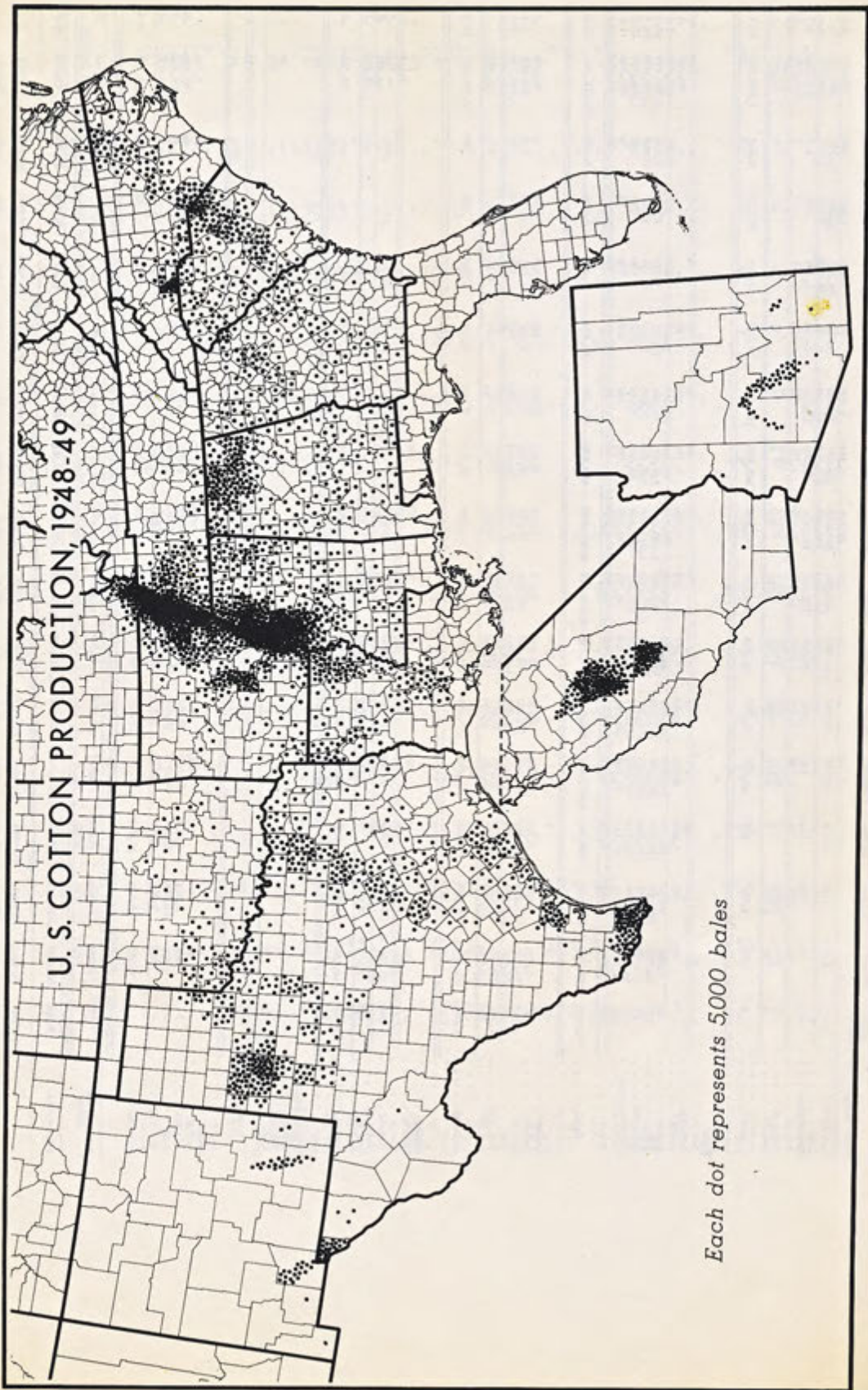


Table 1.—Grade and staple length of upland cotton ginned in the United States, 1949-50

Grade	13/16		7/8		29/32		31/32		1		1-1/32		1-1/16		1-1/8		1-1/4		1-1/2		1-3/4		All lengths																																																																																																																																																																																																																																																																																																																																																																																																																																																																																																																																																																																																																																																																																																																																																																																																																																																																																																																																																																																																																																													
	Lint	Staple	Lint	Staple	Lint	Staple	Lint	Staple	Lint	Staple	Lint	Staple	Lint	Staple	Lint	Staple	Lint	Staple	Lint	Staple	Lint	Staple	Lint	Staple																																																																																																																																																																																																																																																																																																																																																																																																																																																																																																																																																																																																																																																																																																																																																																																																																																																																																																																																																																																																																																												
<b>Extra White:</b>																									3-0.M.	-	-	-	-	-	-	-	-	-	-	-	-	-	-	-	-	-	-	-	-	-	-	-	-	4-0.M.	-	-	-	-	-	-	-	-	-	-	-	-	-	-	-	-	-	-	-	-	-	-	-	-	5-M.	-	-	-	-	-	-	-	-	-	-	-	-	-	-	-	-	-	-	-	-	-	-	-	-	6-3.L.M.	-	-	-	-	-	-	-	-	-	-	-	-	-	-	-	-	-	-	-	-	-	-	-	-	7-4.M.	-	-	-	-	-	-	-	-	-	-	-	-	-	-	-	-	-	-	-	-	-	-	-	-	9-25.0.C.	-	-	-	-	-	-	-	-	-	-	-	-	-	-	-	-	-	-	-	-	-	-	-	-	<b>Total.</b>	5	275	3,154	129	10,777	4,378	83,663	136,459	811,956	144,306	135,684	19,682	20,809	21,713	8,113	1,040,723	12.3	<b>White:</b>																									3-0.M.	-	-	-	-	-	-	-	-	-	-	-	-	-	-	-	-	-	-	-	-	-	-	-	-	4-0.M.	-	-	-	-	-	-	-	-	-	-	-	-	-	-	-	-	-	-	-	-	-	-	-	-	5-M.	-	-	-	-	-	-	-	-	-	-	-	-	-	-	-	-	-	-	-	-	-	-	-	-	6-3.L.M.	-	-	-	-	-	-	-	-	-	-	-	-	-	-	-	-	-	-	-	-	-	-	-	-	7-4.M.	-	-	-	-	-	-	-	-	-	-	-	-	-	-	-	-	-	-	-	-	-	-	-	-	9-25.0.C.	-	-	-	-	-	-	-	-	-	-	-	-	-	-	-	-	-	-	-	-	-	-	-	-	<b>Total.</b>	1,715	152,126	685,452	692,532	1,117,009	706,528	1,281,155	2,435,875	2,695,897	897,649	122,668	23,490	7,095	4,354	9,602	10,407,211	66.9	<b>Spotted:</b>																									3-0.M.	47	2,735	6,408	6,745	10,684	6,276	2,208	3,266	5,155	8,395	2,120	1,642	1,140	67	5	48,468	3	4-0.M.	147	30,168	131,807	131,065	184,122	125,578	67,979	127,147	141,890	1,642	1,642	1,642	1,642	1,642	1,642	1,642	1,642	5-M.	1,172	210,027	1,664,751	1,664,751	1,664,751	1,664,751	1,664,751	1,664,751	1,664,751	1,664,751	1,664,751	1,664,751	1,664,751	1,664,751	1,664,751	1,664,751	1,664,751	6-3.L.M.	705	35,233	179,252	179,252	241,027	164,929	116,929	116,929	116,929	116,929	116,929	116,929	116,929	116,929	116,929	116,929	116,929	7-4.M.	3,907	401,054	745,059	350,522	310,654	189,256	283,880	367,995	199,888	12,549	6,126	2,968	1,795	354	200	2,789,437	17.5	<b>Total.</b>	5,997	601,054	745,059	350,522	310,654	189,256	283,880	367,995	199,888	12,549	6,126	2,968	1,795	354	200	2,789,437	17.5	<b>Yellow Stained:</b>																									3-0.M.	-	-	-	-	-	-	-	-	-	-	-	-	-	-	-	-	-	-	-	-	-	-	-	-	4-0.M.	-	-	-	-	-	-	-	-	-	-	-	-	-	-	-	-	-	-	-	-	-	-	-	-	5-M.	-	-	-	-	-	-	-	-	-	-	-	-	-	-	-	-	-	-	-	-	-	-	-	-	6-3.L.M.	-	-	-	-	-	-	-	-	-	-	-	-	-	-	-	-	-	-	-	-	-	-	-	-	7-4.M.	-	-	-	-	-	-	-	-	-	-	-	-	-	-	-	-	-	-	-	-	-	-	-	-	<b>Total.</b>	-	-	-	-	-	-	-	-	-	-	-	-	-	-	-	-	-	-	-	-	-	-	-	-	<b>Gray:</b>																									3-0.M.	-	-	-	-	-	-	-	-	-	-	-	-	-	-	-	-	-	-	-	-	-	-	-	-	4-0.M.	-	-	-	-	-	-	-	-	-	-	-	-	-	-	-	-	-	-	-	-	-	-	-	-	5-M.	-	-	-	-	-	-	-	-	-	-	-	-	-	-	-	-	-	-	-	-	-	-	-	-	6-3.L.M.	-	-	-	-	-	-	-	-	-	-	-	-	-	-	-	-	-	-	-	-	-	-	-	-	<b>Total.</b>	-	-	-	-	-	-	-	-	-	-	-	-	-	-	-	-	-	-	-	-	-	-	-	-	<b>Below Grade:</b>																									3-0.M.	-	-	-	-	-	-	-	-	-	-	-	-	-	-	-	-	-	-	-	-	-	-	-	-	4-0.M.	-	-	-	-	-	-	-	-	-	-	-	-	-	-	-	-	-	-	-	-	-	-	-	-	5-M.	-	-	-	-	-	-	-	-	-	-	-	-	-	-	-	-	-	-	-	-	-	-	-	-	6-3.L.M.	-	-	-	-	-	-	-	-	-	-	-	-	-	-	-	-	-	-	-	-	-	-	-	-	<b>Total.</b>	-	-	-	-	-	-	-	-	-	-	-	-	-	-	-	-	-	-	-	-	-	-	-	-	<b>All grades:</b>	8,499	606,098	1,415,499	1,077,128	1,798,117	871,849	1,603,652	3,352,104	3,722,522	1,346,945	267,228	46,434	31,917	26,530	10,201	15,994,702	100.0	<b>All grades:</b>	0.1	3.8	8.9	6.8	9.5	5.5	10.1	21.0	23.3	8.5	1.7	0.3	0.2	0.2	0.1	100.0
3-0.M.	-	-	-	-	-	-	-	-	-	-	-	-	-	-	-	-	-	-	-	-	-	-	-	-	4-0.M.	-	-	-	-	-	-	-	-	-	-	-	-	-	-	-	-	-	-	-	-	-	-	-	-	5-M.	-	-	-	-	-	-	-	-	-	-	-	-	-	-	-	-	-	-	-	-	-	-	-	-	6-3.L.M.	-	-	-	-	-	-	-	-	-	-	-	-	-	-	-	-	-	-	-	-	-	-	-	-	7-4.M.	-	-	-	-	-	-	-	-	-	-	-	-	-	-	-	-	-	-	-	-	-	-	-	-	9-25.0.C.	-	-	-	-	-	-	-	-	-	-	-	-	-	-	-	-	-	-	-	-	-	-	-	-	<b>Total.</b>	5	275	3,154	129	10,777	4,378	83,663	136,459	811,956	144,306	135,684	19,682	20,809	21,713	8,113	1,040,723	12.3	<b>White:</b>																									3-0.M.	-	-	-	-	-	-	-	-	-	-	-	-	-	-	-	-	-	-	-	-	-	-	-	-	4-0.M.	-	-	-	-	-	-	-	-	-	-	-	-	-	-	-	-	-	-	-	-	-	-	-	-	5-M.	-	-	-	-	-	-	-	-	-	-	-	-	-	-	-	-	-	-	-	-	-	-	-	-	6-3.L.M.	-	-	-	-	-	-	-	-	-	-	-	-	-	-	-	-	-	-	-	-	-	-	-	-	7-4.M.	-	-	-	-	-	-	-	-	-	-	-	-	-	-	-	-	-	-	-	-	-	-	-	-	9-25.0.C.	-	-	-	-	-	-	-	-	-	-	-	-	-	-	-	-	-	-	-	-	-	-	-	-	<b>Total.</b>	1,715	152,126	685,452	692,532	1,117,009	706,528	1,281,155	2,435,875	2,695,897	897,649	122,668	23,490	7,095	4,354	9,602	10,407,211	66.9	<b>Spotted:</b>																									3-0.M.	47	2,735	6,408	6,745	10,684	6,276	2,208	3,266	5,155	8,395	2,120	1,642	1,140	67	5	48,468	3	4-0.M.	147	30,168	131,807	131,065	184,122	125,578	67,979	127,147	141,890	1,642	1,642	1,642	1,642	1,642	1,642	1,642	1,642	5-M.	1,172	210,027	1,664,751	1,664,751	1,664,751	1,664,751	1,664,751	1,664,751	1,664,751	1,664,751	1,664,751	1,664,751	1,664,751	1,664,751	1,664,751	1,664,751	1,664,751	6-3.L.M.	705	35,233	179,252	179,252	241,027	164,929	116,929	116,929	116,929	116,929	116,929	116,929	116,929	116,929	116,929	116,929	116,929	7-4.M.	3,907	401,054	745,059	350,522	310,654	189,256	283,880	367,995	199,888	12,549	6,126	2,968	1,795	354	200	2,789,437	17.5	<b>Total.</b>	5,997	601,054	745,059	350,522	310,654	189,256	283,880	367,995	199,888	12,549	6,126	2,968	1,795	354	200	2,789,437	17.5	<b>Yellow Stained:</b>																									3-0.M.	-	-	-	-	-	-	-	-	-	-	-	-	-	-	-	-	-	-	-	-	-	-	-	-	4-0.M.	-	-	-	-	-	-	-	-	-	-	-	-	-	-	-	-	-	-	-	-	-	-	-	-	5-M.	-	-	-	-	-	-	-	-	-	-	-	-	-	-	-	-	-	-	-	-	-	-	-	-	6-3.L.M.	-	-	-	-	-	-	-	-	-	-	-	-	-	-	-	-	-	-	-	-	-	-	-	-	7-4.M.	-	-	-	-	-	-	-	-	-	-	-	-	-	-	-	-	-	-	-	-	-	-	-	-	<b>Total.</b>	-	-	-	-	-	-	-	-	-	-	-	-	-	-	-	-	-	-	-	-	-	-	-	-	<b>Gray:</b>																									3-0.M.	-	-	-	-	-	-	-	-	-	-	-	-	-	-	-	-	-	-	-	-	-	-	-	-	4-0.M.	-	-	-	-	-	-	-	-	-	-	-	-	-	-	-	-	-	-	-	-	-	-	-	-	5-M.	-	-	-	-	-	-	-	-	-	-	-	-	-	-	-	-	-	-	-	-	-	-	-	-	6-3.L.M.	-	-	-	-	-	-	-	-	-	-	-	-	-	-	-	-	-	-	-	-	-	-	-	-	<b>Total.</b>	-	-	-	-	-	-	-	-	-	-	-	-	-	-	-	-	-	-	-	-	-	-	-	-	<b>Below Grade:</b>																									3-0.M.	-	-	-	-	-	-	-	-	-	-	-	-	-	-	-	-	-	-	-	-	-	-	-	-	4-0.M.	-	-	-	-	-	-	-	-	-	-	-	-	-	-	-	-	-	-	-	-	-	-	-	-	5-M.	-	-	-	-	-	-	-	-	-	-	-	-	-	-	-	-	-	-	-	-	-	-	-	-	6-3.L.M.	-	-	-	-	-	-	-	-	-	-	-	-	-	-	-	-	-	-	-	-	-	-	-	-	<b>Total.</b>	-	-	-	-	-	-	-	-	-	-	-	-	-	-	-	-	-	-	-	-	-	-	-	-	<b>All grades:</b>	8,499	606,098	1,415,499	1,077,128	1,798,117	871,849	1,603,652	3,352,104	3,722,522	1,346,945	267,228	46,434	31,917	26,530	10,201	15,994,702	100.0	<b>All grades:</b>	0.1	3.8	8.9	6.8	9.5	5.5	10.1	21.0	23.3	8.5	1.7	0.3	0.2	0.2	0.1	100.0																									
4-0.M.	-	-	-	-	-	-	-	-	-	-	-	-	-	-	-	-	-	-	-	-	-	-	-	-	5-M.	-	-	-	-	-	-	-	-	-	-	-	-	-	-	-	-	-	-	-	-	-	-	-	-	6-3.L.M.	-	-	-	-	-	-	-	-	-	-	-	-	-	-	-	-	-	-	-	-	-	-	-	-	7-4.M.	-	-	-	-	-	-	-	-	-	-	-	-	-	-	-	-	-	-	-	-	-	-	-	-	9-25.0.C.	-	-	-	-	-	-	-	-	-	-	-	-	-	-	-	-	-	-	-	-	-	-	-	-	<b>Total.</b>	5	275	3,154	129	10,777	4,378	83,663	136,459	811,956	144,306	135,684	19,682	20,809	21,713	8,113	1,040,723	12.3	<b>White:</b>																									3-0.M.	-	-	-	-	-	-	-	-	-	-	-	-	-	-	-	-	-	-	-	-	-	-	-	-	4-0.M.	-	-	-	-	-	-	-	-	-	-	-	-	-	-	-	-	-	-	-	-	-	-	-	-	5-M.	-	-	-	-	-	-	-	-	-	-	-	-	-	-	-	-	-	-	-	-	-	-	-	-	6-3.L.M.	-	-	-	-	-	-	-	-	-	-	-	-	-	-	-	-	-	-	-	-	-	-	-	-	7-4.M.	-	-	-	-	-	-	-	-	-	-	-	-	-	-	-	-	-	-	-	-	-	-	-	-	9-25.0.C.	-	-	-	-	-	-	-	-	-	-	-	-	-	-	-	-	-	-	-	-	-	-	-	-	<b>Total.</b>	1,715	152,126	685,452	692,532	1,117,009	706,528	1,281,155	2,435,875	2,695,897	897,649	122,668	23,490	7,095	4,354	9,602	10,407,211	66.9	<b>Spotted:</b>																									3-0.M.	47	2,735	6,408	6,745	10,684	6,276	2,208	3,266	5,155	8,395	2,120	1,642	1,140	67	5	48,468	3	4-0.M.	147	30,168	131,807	131,065	184,122	125,578	67,979	127,147	141,890	1,642	1,642	1,642	1,642	1,642	1,642	1,642	1,642	5-M.	1,172	210,027	1,664,751	1,664,751	1,664,751	1,664,751	1,664,751	1,664,751	1,664,751	1,664,751	1,664,751	1,664,751	1,664,751	1,664,751	1,664,751	1,664,751	1,664,751	6-3.L.M.	705	35,233	179,252	179,252	241,027	164,929	116,929	116,929	116,929	116,929	116,929	116,929	116,929	116,929	116,929	116,929	116,929	7-4.M.	3,907	401,054	745,059	350,522	310,654	189,256	283,880	367,995	199,888	12,549	6,126	2,968	1,795	354	200	2,789,437	17.5	<b>Total.</b>	5,997	601,054	745,059	350,522	310,654	189,256	283,880	367,995	199,888	12,549	6,126	2,968	1,795	354	200	2,789,437	17.5	<b>Yellow Stained:</b>																									3-0.M.	-	-	-	-	-	-	-	-	-	-	-	-	-	-	-	-	-	-	-	-	-	-	-	-	4-0.M.	-	-	-	-	-	-	-	-	-	-	-	-	-	-	-	-	-	-	-	-	-	-	-	-	5-M.	-	-	-	-	-	-	-	-	-	-	-	-	-	-	-	-	-	-	-	-	-	-	-	-	6-3.L.M.	-	-	-	-	-	-	-	-	-	-	-	-	-	-	-	-	-	-	-	-	-	-	-	-	7-4.M.	-	-	-	-	-	-	-	-	-	-	-	-	-	-	-	-	-	-	-	-	-	-	-	-	<b>Total.</b>	-	-	-	-	-	-	-	-	-	-	-	-	-	-	-	-	-	-	-	-	-	-	-	-	<b>Gray:</b>																									3-0.M.	-	-	-	-	-	-	-	-	-	-	-	-	-	-	-	-	-	-	-	-	-	-	-	-	4-0.M.	-	-	-	-	-	-	-	-	-	-	-	-	-	-	-	-	-	-	-	-	-	-	-	-	5-M.	-	-	-	-	-	-	-	-	-	-	-	-	-	-	-	-	-	-	-	-	-	-	-	-	6-3.L.M.	-	-	-	-	-	-	-	-	-	-	-	-	-	-	-	-	-	-	-	-	-	-	-	-	<b>Total.</b>	-	-	-	-	-	-	-	-	-	-	-	-	-	-	-	-	-	-	-	-	-	-	-	-	<b>Below Grade:</b>																									3-0.M.	-	-	-	-	-	-	-	-	-	-	-	-	-	-	-	-	-	-	-	-	-	-	-	-	4-0.M.	-	-	-	-	-	-	-	-	-	-	-	-	-	-	-	-	-	-	-	-	-	-	-	-	5-M.	-	-	-	-	-	-	-	-	-	-	-	-	-	-	-	-	-	-	-	-	-	-	-	-	6-3.L.M.	-	-	-	-	-	-	-	-	-	-	-	-	-	-	-	-	-	-	-	-	-	-	-	-	<b>Total.</b>	-	-	-	-	-	-	-	-	-	-	-	-	-	-	-	-	-	-	-	-	-	-	-	-	<b>All grades:</b>	8,499	606,098	1,415,499	1,077,128	1,798,117	871,849	1,603,652	3,352,104	3,722,522	1,346,945	267,228	46,434	31,917	26,530	10,201	15,994,702	100.0	<b>All grades:</b>	0.1	3.8	8.9	6.8	9.5	5.5	10.1	21.0	23.3	8.5	1.7	0.3	0.2	0.2	0.1	100.0																																																		
5-M.	-	-	-	-	-	-	-	-	-	-	-	-	-	-	-	-	-	-	-	-	-	-	-	-	6-3.L.M.	-	-	-	-	-	-	-	-	-	-	-	-	-	-	-	-	-	-	-	-	-	-	-	-	7-4.M.	-	-	-	-	-	-	-	-	-	-	-	-	-	-	-	-	-	-	-	-	-	-	-	-	9-25.0.C.	-	-	-	-	-	-	-	-	-	-	-	-	-	-	-	-	-	-	-	-	-	-	-	-	<b>Total.</b>	5	275	3,154	129	10,777	4,378	83,663	136,459	811,956	144,306	135,684	19,682	20,809	21,713	8,113	1,040,723	12.3	<b>White:</b>																									3-0.M.	-	-	-	-	-	-	-	-	-	-	-	-	-	-	-	-	-	-	-	-	-	-	-	-	4-0.M.	-	-	-	-	-	-	-	-	-	-	-	-	-	-	-	-	-	-	-	-	-	-	-	-	5-M.	-	-	-	-	-	-	-	-	-	-	-	-	-	-	-	-	-	-	-	-	-	-	-	-	6-3.L.M.	-	-	-	-	-	-	-	-	-	-	-	-	-	-	-	-	-	-	-	-	-	-	-	-	7-4.M.	-	-	-	-	-	-	-	-	-	-	-	-	-	-	-	-	-	-	-	-	-	-	-	-	9-25.0.C.	-	-	-	-	-	-	-	-	-	-	-	-	-	-	-	-	-	-	-	-	-	-	-	-	<b>Total.</b>	1,715	152,126	685,452	692,532	1,117,009	706,528	1,281,155	2,435,875	2,695,897	897,649	122,668	23,490	7,095	4,354	9,602	10,407,211	66.9	<b>Spotted:</b>																									3-0.M.	47	2,735	6,408	6,745	10,684	6,276	2,208	3,266	5,155	8,395	2,120	1,642	1,140	67	5	48,468	3	4-0.M.	147	30,168	131,807	131,065	184,122	125,578	67,979	127,147	141,890	1,642	1,642	1,642	1,642	1,642	1,642	1,642	1,642	5-M.	1,172	210,027	1,664,751	1,664,751	1,664,751	1,664,751	1,664,751	1,664,751	1,664,751	1,664,751	1,664,751	1,664,751	1,664,751	1,664,751	1,664,751	1,664,751	1,664,751	6-3.L.M.	705	35,233	179,252	179,252	241,027	164,929	116,929	116,929	116,929	116,929	116,929	116,929	116,929	116,929	116,929	116,929	116,929	7-4.M.	3,907	401,054	745,059	350,522	310,654	189,256	283,880	367,995	199,888	12,549	6,126	2,968	1,795	354	200	2,789,437	17.5	<b>Total.</b>	5,997	601,054	745,059	350,522	310,654	189,256	283,880	367,995	199,888	12,549	6,126	2,968	1,795	354	200	2,789,437	17.5	<b>Yellow Stained:</b>																									3-0.M.	-	-	-	-	-	-	-	-	-	-	-	-	-	-	-	-	-	-	-	-	-	-	-	-	4-0.M.	-	-	-	-	-	-	-	-	-	-	-	-	-	-	-	-	-	-	-	-	-	-	-	-	5-M.	-	-	-	-	-	-	-	-	-	-	-	-	-	-	-	-	-	-	-	-	-	-	-	-	6-3.L.M.	-	-	-	-	-	-	-	-	-	-	-	-	-	-	-	-	-	-	-	-	-	-	-	-	7-4.M.	-	-	-	-	-	-	-	-	-	-	-	-	-	-	-	-	-	-	-	-	-	-	-	-	<b>Total.</b>	-	-	-	-	-	-	-	-	-	-	-	-	-	-	-	-	-	-	-	-	-	-	-	-	<b>Gray:</b>																									3-0.M.	-	-	-	-	-	-	-	-	-	-	-	-	-	-	-	-	-	-	-	-	-	-	-	-	4-0.M.	-	-	-	-	-	-	-	-	-	-	-	-	-	-	-	-	-	-	-	-	-	-	-	-	5-M.	-	-	-	-	-	-	-	-	-	-	-	-	-	-	-	-	-	-	-	-	-	-	-	-	6-3.L.M.	-	-	-	-	-	-	-	-	-	-	-	-	-	-	-	-	-	-	-	-	-	-	-	-	<b>Total.</b>	-	-	-	-	-	-	-	-	-	-	-	-	-	-	-	-	-	-	-	-	-	-	-	-	<b>Below Grade:</b>																									3-0.M.	-	-	-	-	-	-	-	-	-	-	-	-	-	-	-	-	-	-	-	-	-	-	-	-	4-0.M.	-	-	-	-	-	-	-	-	-	-	-	-	-	-	-	-	-	-	-	-	-	-	-	-	5-M.	-	-	-	-	-	-	-	-	-	-	-	-	-	-	-	-	-	-	-	-	-	-	-	-	6-3.L.M.	-	-	-	-	-	-	-	-	-	-	-	-	-	-	-	-	-	-	-	-	-	-	-	-	<b>Total.</b>	-	-	-	-	-	-	-	-	-	-	-	-	-	-	-	-	-	-	-	-	-	-	-	-	<b>All grades:</b>	8,499	606,098	1,415,499	1,077,128	1,798,117	871,849	1,603,652	3,352,104	3,722,522	1,346,945	267,228	46,434	31,917	26,530	10,201	15,994,702	100.0	<b>All grades:</b>	0.1	3.8	8.9	6.8	9.5	5.5	10.1	21.0	23.3	8.5	1.7	0.3	0.2	0.2	0.1	100.0																																																																											
6-3.L.M.	-	-	-	-	-	-	-	-	-	-	-	-	-	-	-	-	-	-	-	-	-	-	-	-	7-4.M.	-	-	-	-	-	-	-	-	-	-	-	-	-	-	-	-	-	-	-	-	-	-	-	-	9-25.0.C.	-	-	-	-	-	-	-	-	-	-	-	-	-	-	-	-	-	-	-	-	-	-	-	-	<b>Total.</b>	5	275	3,154	129	10,777	4,378	83,663	136,459	811,956	144,306	135,684	19,682	20,809	21,713	8,113	1,040,723	12.3	<b>White:</b>																									3-0.M.	-	-	-	-	-	-	-	-	-	-	-	-	-	-	-	-	-	-	-	-	-	-	-	-	4-0.M.	-	-	-	-	-	-	-	-	-	-	-	-	-	-	-	-	-	-	-	-	-	-	-	-	5-M.	-	-	-	-	-	-	-	-	-	-	-	-	-	-	-	-	-	-	-	-	-	-	-	-	6-3.L.M.	-	-	-	-	-	-	-	-	-	-	-	-	-	-	-	-	-	-	-	-	-	-	-	-	7-4.M.	-	-	-	-	-	-	-	-	-	-	-	-	-	-	-	-	-	-	-	-	-	-	-	-	9-25.0.C.	-	-	-	-	-	-	-	-	-	-	-	-	-	-	-	-	-	-	-	-	-	-	-	-	<b>Total.</b>	1,715	152,126	685,452	692,532	1,117,009	706,528	1,281,155	2,435,875	2,695,897	897,649	122,668	23,490	7,095	4,354	9,602	10,407,211	66.9	<b>Spotted:</b>																									3-0.M.	47	2,735	6,408	6,745	10,684	6,276	2,208	3,266	5,155	8,395	2,120	1,642	1,140	67	5	48,468	3	4-0.M.	147	30,168	131,807	131,065	184,122	125,578	67,979	127,147	141,890	1,642	1,642	1,642	1,642	1,642	1,642	1,642	1,642	5-M.	1,172	210,027	1,664,751	1,664,751	1,664,751	1,664,751	1,664,751	1,664,751	1,664,751	1,664,751	1,664,751	1,664,751	1,664,751	1,664,751	1,664,751	1,664,751	1,664,751	6-3.L.M.	705	35,233	179,252	179,252	241,027	164,929	116,929	116,929	116,929	116,929	116,929	116,929	116,929	116,929	116,929	116,929	116,929	7-4.M.	3,907	401,054	745,059	350,522	310,654	189,256	283,880	367,995	199,888	12,549	6,126	2,968	1,795	354	200	2,789,437	17.5	<b>Total.</b>	5,997	601,054	745,059	350,522	310,654	189,256	283,880	367,995	199,888	12,549	6,126	2,968	1,795	354	200	2,789,437	17.5	<b>Yellow Stained:</b>																									3-0.M.	-	-	-	-	-	-	-	-	-	-	-	-	-	-	-	-	-	-	-	-	-	-	-	-	4-0.M.	-	-	-	-	-	-	-	-	-	-	-	-	-	-	-	-	-	-	-	-	-	-	-	-	5-M.	-	-	-	-	-	-	-	-	-	-	-	-	-	-	-	-	-	-	-	-	-	-	-	-	6-3.L.M.	-	-	-	-	-	-	-	-	-	-	-	-	-	-	-	-	-	-	-	-	-	-	-	-	7-4.M.	-	-	-	-	-	-	-	-	-	-	-	-	-	-	-	-	-	-	-	-	-	-	-	-	<b>Total.</b>	-	-	-	-	-	-	-	-	-	-	-	-	-	-	-	-	-	-	-	-	-	-	-	-	<b>Gray:</b>																									3-0.M.	-	-	-	-	-	-	-	-	-	-	-	-	-	-	-	-	-	-	-	-	-	-	-	-	4-0.M.	-	-	-	-	-	-	-	-	-	-	-	-	-	-	-	-	-	-	-	-	-	-	-	-	5-M.	-	-	-	-	-	-	-	-	-	-	-	-	-	-	-	-	-	-	-	-	-	-	-	-	6-3.L.M.	-	-	-	-	-	-	-	-	-	-	-	-	-	-	-	-	-	-	-	-	-	-	-	-	<b>Total.</b>	-	-	-	-	-	-	-	-	-	-	-	-	-	-	-	-	-	-	-	-	-	-	-	-	<b>Below Grade:</b>																									3-0.M.	-	-	-	-	-	-	-	-	-	-	-	-	-	-	-	-	-	-	-	-	-	-	-	-	4-0.M.	-	-	-	-	-	-	-	-	-	-	-	-	-	-	-	-	-	-	-	-	-	-	-	-	5-M.	-	-	-	-	-	-	-	-	-	-	-	-	-	-	-	-	-	-	-	-	-	-	-	-	6-3.L.M.	-	-	-	-	-	-	-	-	-	-	-	-	-	-	-	-	-	-	-	-	-	-	-	-	<b>Total.</b>	-	-	-	-	-	-	-	-	-	-	-	-	-	-	-	-	-	-	-	-	-	-	-	-	<b>All grades:</b>	8,499	606,098	1,415,499	1,077,128	1,798,117	871,849	1,603,652	3,352,104	3,722,522	1,346,945	267,228	46,434	31,917	26,530	10,201	15,994,702	100.0	<b>All grades:</b>	0.1	3.8	8.9	6.8	9.5	5.5	10.1	21.0	23.3	8.5	1.7	0.3	0.2	0.2	0.1	100.0																																																																																																				
7-4.M.	-	-	-	-	-	-	-	-	-	-	-	-	-	-	-	-	-	-	-	-	-	-	-	-	9-25.0.C.	-	-	-	-	-	-	-	-	-	-	-	-	-	-	-	-	-	-	-	-	-	-	-	-	<b>Total.</b>	5	275	3,154	129	10,777	4,378	83,663	136,459	811,956	144,306	135,684	19,682	20,809	21,713	8,113	1,040,723	12.3	<b>White:</b>																									3-0.M.	-	-	-	-	-	-	-	-	-	-	-	-	-	-	-	-	-	-	-	-	-	-	-	-	4-0.M.	-	-	-	-	-	-	-	-	-	-	-	-	-	-	-	-	-	-	-	-	-	-	-	-	5-M.	-	-	-	-	-	-	-	-	-	-	-	-	-	-	-	-	-	-	-	-	-	-	-	-	6-3.L.M.	-	-	-	-	-	-	-	-	-	-	-	-	-	-	-	-	-	-	-	-	-	-	-	-	7-4.M.	-	-	-	-	-	-	-	-	-	-	-	-	-	-	-	-	-	-	-	-	-	-	-	-	9-25.0.C.	-	-	-	-	-	-	-	-	-	-	-	-	-	-	-	-	-	-	-	-	-	-	-	-	<b>Total.</b>	1,715	152,126	685,452	692,532	1,117,009	706,528	1,281,155	2,435,875	2,695,897	897,649	122,668	23,490	7,095	4,354	9,602	10,407,211	66.9	<b>Spotted:</b>																									3-0.M.	47	2,735	6,408	6,745	10,684	6,276	2,208	3,266	5,155	8,395	2,120	1,642	1,140	67	5	48,468	3	4-0.M.	147	30,168	131,807	131,065	184,122	125,578	67,979	127,147	141,890	1,642	1,642	1,642	1,642	1,642	1,642	1,642	1,642	5-M.	1,172	210,027	1,664,751	1,664,751	1,664,751	1,664,751	1,664,751	1,664,751	1,664,751	1,664,751	1,664,751	1,664,751	1,664,751	1,664,751	1,664,751	1,664,751	1,664,751	6-3.L.M.	705	35,233	179,252	179,252	241,027	164,929	116,929	116,929	116,929	116,929	116,929	116,929	116,929	116,929	116,929	116,929	116,929	7-4.M.	3,907	401,054	745,059	350,522	310,654	189,256	283,880	367,995	199,888	12,549	6,126	2,968	1,795	354	200	2,789,437	17.5	<b>Total.</b>	5,997	601,054	745,059	350,522	310,654	189,256	283,880	367,995	199,888	12,549	6,126	2,968	1,795	354	200	2,789,437	17.5	<b>Yellow Stained:</b>																									3-0.M.	-	-	-	-	-	-	-	-	-	-	-	-	-	-	-	-	-	-	-	-	-	-	-	-	4-0.M.	-	-	-	-	-	-	-	-	-	-	-	-	-	-	-	-	-	-	-	-	-	-	-	-	5-M.	-	-	-	-	-	-	-	-	-	-	-	-	-	-	-	-	-	-	-	-	-	-	-	-	6-3.L.M.	-	-	-	-	-	-	-	-	-	-	-	-	-	-	-	-	-	-	-	-	-	-	-	-	7-4.M.	-	-	-	-	-	-	-	-	-	-	-	-	-	-	-	-	-	-	-	-	-	-	-	-	<b>Total.</b>	-	-	-	-	-	-	-	-	-	-	-	-	-	-	-	-	-	-	-	-	-	-	-	-	<b>Gray:</b>																									3-0.M.	-	-	-	-	-	-	-	-	-	-	-	-	-	-	-	-	-	-	-	-	-	-	-	-	4-0.M.	-	-	-	-	-	-	-	-	-	-	-	-	-	-	-	-	-	-	-	-	-	-	-	-	5-M.	-	-	-	-	-	-	-	-	-	-	-	-	-	-	-	-	-	-	-	-	-	-	-	-	6-3.L.M.	-	-	-	-	-	-	-	-	-	-	-	-	-	-	-	-	-	-	-	-	-	-	-	-	<b>Total.</b>	-	-	-	-	-	-	-	-	-	-	-	-	-	-	-	-	-	-	-	-	-	-	-	-	<b>Below Grade:</b>																									3-0.M.	-	-	-	-	-	-	-	-	-	-	-	-	-	-	-	-	-	-	-	-	-	-	-	-	4-0.M.	-	-	-	-	-	-	-	-	-	-	-	-	-	-	-	-	-	-	-	-	-	-	-	-	5-M.	-	-	-	-	-	-	-	-	-	-	-	-	-	-	-	-	-	-	-	-	-	-	-	-	6-3.L.M.	-	-	-	-	-	-	-	-	-	-	-	-	-	-	-	-	-	-	-	-	-	-	-	-	<b>Total.</b>	-	-	-	-	-	-	-	-	-	-	-	-	-	-	-	-	-	-	-	-	-	-	-	-	<b>All grades:</b>	8,499	606,098	1,415,499	1,077,128	1,798,117	871,849	1,603,652	3,352,104	3,722,522	1,346,945	267,228	46,434	31,917	26,530	10,201	15,994,702	100.0	<b>All grades:</b>	0.1	3.8	8.9	6.8	9.5	5.5	10.1	21.0	23.3	8.5	1.7	0.3	0.2	0.2	0.1	100.0																																																																																																																													
9-25.0.C.	-	-	-	-	-	-	-	-	-	-	-	-	-	-	-	-	-	-	-	-	-	-	-	-	<b>Total.</b>	5	275	3,154	129	10,777	4,378	83,663	136,459	811,956	144,306	135,684	19,682	20,809	21,713	8,113	1,040,723	12.3	<b>White:</b>																									3-0.M.	-	-	-	-	-	-	-	-	-	-	-	-	-	-	-	-	-	-	-	-	-	-	-	-	4-0.M.	-	-	-	-	-	-	-	-	-	-	-	-	-	-	-	-	-	-	-	-	-	-	-	-	5-M.	-	-	-	-	-	-	-	-	-	-	-	-	-	-	-	-	-	-	-	-	-	-	-	-	6-3.L.M.	-	-	-	-	-	-	-	-	-	-	-	-	-	-	-	-	-	-	-	-	-	-	-	-	7-4.M.	-	-	-	-	-	-	-	-	-	-	-	-	-	-	-	-	-	-	-	-	-	-	-	-	9-25.0.C.	-	-	-	-	-	-	-	-	-	-	-	-	-	-	-	-	-	-	-	-	-	-	-	-	<b>Total.</b>	1,715	152,126	685,452	692,532	1,117,009	706,528	1,281,155	2,435,875	2,695,897	897,649	122,668	23,490	7,095	4,354	9,602	10,407,211	66.9	<b>Spotted:</b>																									3-0.M.	47	2,735	6,408	6,745	10,684	6,276	2,208	3,266	5,155	8,395	2,120	1,642	1,140	67	5	48,468	3	4-0.M.	147	30,168	131,807	131,065	184,122	125,578	67,979	127,147	141,890	1,642	1,642	1,642	1,642	1,642	1,642	1,642	1,642	5-M.	1,172	210,027	1,664,751	1,664,751	1,664,751	1,664,751	1,664,751	1,664,751	1,664,751	1,664,751	1,664,751	1,664,751	1,664,751	1,664,751	1,664,751	1,664,751	1,664,751	6-3.L.M.	705	35,233	179,252	179,252	241,027	164,929	116,929	116,929	116,929	116,929	116,929	116,929	116,929	116,929	116,929	116,929	116,929	7-4.M.	3,907	401,054	745,059	350,522	310,654	189,256	283,880	367,995	199,888	12,549	6,126	2,968	1,795	354	200	2,789,437	17.5	<b>Total.</b>	5,997	601,054	745,059	350,522	310,654	189,256	283,880	367,995	199,888	12,549	6,126	2,968	1,795	354	200	2,789,437	17.5	<b>Yellow Stained:</b>																									3-0.M.	-	-	-	-	-	-	-	-	-	-	-	-	-	-	-	-	-	-	-	-	-	-	-	-	4-0.M.	-	-	-	-	-	-	-	-	-	-	-	-	-	-	-	-	-	-	-	-	-	-	-	-	5-M.	-	-	-	-	-	-	-	-	-	-	-	-	-	-	-	-	-	-	-	-	-	-	-	-	6-3.L.M.	-	-	-	-	-	-	-	-	-	-	-	-	-	-	-	-	-	-	-	-	-	-	-	-	7-4.M.	-	-	-	-	-	-	-	-	-	-	-	-	-	-	-	-	-	-	-	-	-	-	-	-	<b>Total.</b>	-	-	-	-	-	-	-	-	-	-	-	-	-	-	-	-	-	-	-	-	-	-	-	-	<b>Gray:</b>																									3-0.M.	-	-	-	-	-	-	-	-	-	-	-	-	-	-	-	-	-	-	-	-	-	-	-	-	4-0.M.	-	-	-	-	-	-	-	-	-	-	-	-	-	-	-	-	-	-	-	-	-	-	-	-	5-M.	-	-	-	-	-	-	-	-	-	-	-	-	-	-	-	-	-	-	-	-	-	-	-	-	6-3.L.M.	-	-	-	-	-	-	-	-	-	-	-	-	-	-	-	-	-	-	-	-	-	-	-	-	<b>Total.</b>	-	-	-	-	-	-	-	-	-	-	-	-	-	-	-	-	-	-	-	-	-	-	-	-	<b>Below Grade:</b>																									3-0.M.	-	-	-	-	-	-	-	-	-	-	-	-	-	-	-	-	-	-	-	-	-	-	-	-	4-0.M.	-	-	-	-	-	-	-	-	-	-	-	-	-	-	-	-	-	-	-	-	-	-	-	-	5-M.	-	-	-	-	-	-	-	-	-	-	-	-	-	-	-	-	-	-	-	-	-	-	-	-	6-3.L.M.	-	-	-	-	-	-	-	-	-	-	-	-	-	-	-	-	-	-	-	-	-	-	-	-	<b>Total.</b>	-	-	-	-	-	-	-	-	-	-	-	-	-	-	-	-	-	-	-	-	-	-	-	-	<b>All grades:</b>	8,499	606,098	1,415,499	1,077,128	1,798,117	871,849	1,603,652	3,352,104	3,722,522	1,346,945	267,228	46,434	31,917	26,530	10,201	15,994,702	100.0	<b>All grades:</b>	0.1	3.8	8.9	6.8	9.5	5.5	10.1	21.0	23.3	8.5	1.7	0.3	0.2	0.2	0.1	100.0																																																																																																																																																						
<b>Total.</b>	5	275	3,154	129	10,777	4,378	83,663	136,459	811,956	144,306	135,684	19,682	20,809	21,713	8,113	1,040,723	12.3																																																																																																																																																																																																																																																																																																																																																																																																																																																																																																																																																																																																																																																																																																																																																																																																																																																																																																																																																																																																																																																			
<b>White:</b>																									3-0.M.	-	-	-	-	-	-	-	-	-	-	-	-	-	-	-	-	-	-	-	-	-	-	-	-	4-0.M.	-	-	-	-	-	-	-	-	-	-	-	-	-	-	-	-	-	-	-	-	-	-	-	-	5-M.	-	-	-	-	-	-	-	-	-	-	-	-	-	-	-	-	-	-	-	-	-	-	-	-	6-3.L.M.	-	-	-	-	-	-	-	-	-	-	-	-	-	-	-	-	-	-	-	-	-	-	-	-	7-4.M.	-	-	-	-	-	-	-	-	-	-	-	-	-	-	-	-	-	-	-	-	-	-	-	-	9-25.0.C.	-	-	-	-	-	-	-	-	-	-	-	-	-	-	-	-	-	-	-	-	-	-	-	-	<b>Total.</b>	1,715	152,126	685,452	692,532	1,117,009	706,528	1,281,155	2,435,875	2,695,897	897,649	122,668	23,490	7,095	4,354	9,602	10,407,211	66.9	<b>Spotted:</b>																									3-0.M.	47	2,735	6,408	6,745	10,684	6,276	2,208	3,266	5,155	8,395	2,120	1,642	1,140	67	5	48,468	3	4-0.M.	147	30,168	131,807	131,065	184,122	125,578	67,979	127,147	141,890	1,642	1,642	1,642	1,642	1,642	1,642	1,642	1,642	5-M.	1,172	210,027	1,664,751	1,664,751	1,664,751	1,664,751	1,664,751	1,664,751	1,664,751	1,664,751	1,664,751	1,664,751	1,664,751	1,664,751	1,664,751	1,664,751	1,664,751	6-3.L.M.	705	35,233	179,252	179,252	241,027	164,929	116,929	116,929	116,929	116,929	116,929	116,929	116,929	116,929	116,929	116,929	116,929	7-4.M.	3,907	401,054	745,059	350,522	310,654	189,256	283,880	367,995	199,888	12,549	6,126	2,968	1,795	354	200	2,789,437	17.5	<b>Total.</b>	5,997	601,054	745,059	350,522	310,654	189,256	283,880	367,995	199,888	12,549	6,126	2,968	1,795	354	200	2,789,437	17.5	<b>Yellow Stained:</b>																									3-0.M.	-	-	-	-	-	-	-	-	-	-	-	-	-	-	-	-	-	-	-	-	-	-	-	-	4-0.M.	-	-	-	-	-	-	-	-	-	-	-	-	-	-	-	-	-	-	-	-	-	-	-	-	5-M.	-	-	-	-	-	-	-	-	-	-	-	-	-	-	-	-	-	-	-	-	-	-	-	-	6-3.L.M.	-	-	-	-	-	-	-	-	-	-	-	-	-	-	-	-	-	-	-	-	-	-	-	-	7-4.M.	-	-	-	-	-	-	-	-	-	-	-	-	-	-	-	-	-	-	-	-	-	-	-	-	<b>Total.</b>	-	-	-	-	-	-	-	-	-	-	-	-	-	-	-	-	-	-	-	-	-	-	-	-	<b>Gray:</b>																									3-0.M.	-	-	-	-	-	-	-	-	-	-	-	-	-	-	-	-	-	-	-	-	-	-	-	-	4-0.M.	-	-	-	-	-	-	-	-	-	-	-	-	-	-	-	-	-	-	-	-	-	-	-	-	5-M.	-	-	-	-	-	-	-	-	-	-	-	-	-	-	-	-	-	-	-	-	-	-	-	-	6-3.L.M.	-	-	-	-	-	-	-	-	-	-	-	-	-	-	-	-	-	-	-	-	-	-	-	-	<b>Total.</b>	-	-	-	-	-	-	-	-	-	-	-	-	-	-	-	-	-	-	-	-	-	-	-	-	<b>Below Grade:</b>																									3-0.M.	-	-	-	-	-	-	-	-	-	-	-	-	-	-	-	-	-	-	-	-	-	-	-	-	4-0.M.	-	-	-	-	-	-	-	-	-	-	-	-	-	-	-	-	-	-	-	-	-	-	-	-	5-M.	-	-	-	-	-	-	-	-	-	-	-	-	-	-	-	-	-	-	-	-	-	-	-	-	6-3.L.M.	-	-	-	-	-	-	-	-	-	-	-	-	-	-	-	-	-	-	-	-	-	-	-	-	<b>Total.</b>	-	-	-	-	-	-	-	-	-	-	-	-	-	-	-	-	-	-	-	-	-	-	-	-	<b>All grades:</b>	8,499	606,098	1,415,499	1,077,128	1,798,117	871,849	1,603,652	3,352,104	3,722,522	1,346,945	267,228	46,434	31,917	26,530	10,201	15,994,702	100.0	<b>All grades:</b>	0.1	3.8	8.9	6.8	9.5	5.5	10.1	21.0	23.3	8.5	1.7	0.3	0.2	0.2	0.1	100.0																																																																																																																																																																																																	
3-0.M.	-	-	-	-	-	-	-	-	-	-	-	-	-	-	-	-	-	-	-	-	-	-	-	-	4-0.M.	-	-	-	-	-	-	-	-	-	-	-	-	-	-	-	-	-	-	-	-	-	-	-	-	5-M.	-	-	-	-	-	-	-	-	-	-	-	-	-	-	-	-	-	-	-	-	-	-	-	-	6-3.L.M.	-	-	-	-	-	-	-	-	-	-	-	-	-	-	-	-	-	-	-	-	-	-	-	-	7-4.M.	-	-	-	-	-	-	-	-	-	-	-	-	-	-	-	-	-	-	-	-	-	-	-	-	9-25.0.C.	-	-	-	-	-	-	-	-	-	-	-	-	-	-	-	-	-	-	-	-	-	-	-	-	<b>Total.</b>	1,715	152,126	685,452	692,532	1,117,009	706,528	1,281,155	2,435,875	2,695,897	897,649	122,668	23,490	7,095	4,354	9,602	10,407,211	66.9	<b>Spotted:</b>																									3-0.M.	47	2,735	6,408	6,745	10,684	6,276	2,208	3,266	5,155	8,395	2,120	1,642	1,140	67	5	48,468	3	4-0.M.	147	30,168	131,807	131,065	184,122	125,578	67,979	127,147	141,890	1,642	1,642	1,642	1,642	1,642	1,642	1,642	1,642	5-M.	1,172	210,027	1,664,751	1,664,751	1,664,751	1,664,751	1,664,751	1,664,751	1,664,751	1,664,751	1,664,751	1,664,751	1,664,751	1,664,751	1,664,751	1,664,751	1,664,751	6-3.L.M.	705	35,233	179,252	179,252	241,027	164,929	116,929	116,929	116,929	116,929	116,929	116,929	116,929	116,929	116,929	116,929	116,929	7-4.M.	3,907	401,054	745,059	350,522	310,654	189,256	283,880	367,995	199,888	12,549	6,126	2,968	1,795	354	200	2,789,437	17.5	<b>Total.</b>	5,997	601,054	745,059	350,522	310,654	189,256	283,880	367,995	199,888	12,549	6,126	2,968	1,795	354	200	2,789,437	17.5	<b>Yellow Stained:</b>																									3-0.M.	-	-	-	-	-	-	-	-	-	-	-	-	-	-	-	-	-	-	-	-	-	-	-	-	4-0.M.	-	-	-	-	-	-	-	-	-	-	-	-	-	-	-	-	-	-	-	-	-	-	-	-	5-M.	-	-	-	-	-	-	-	-	-	-	-	-	-	-	-	-	-	-	-	-	-	-	-	-	6-3.L.M.	-	-	-	-	-	-	-	-	-	-	-	-	-	-	-	-	-	-	-	-	-	-	-	-	7-4.M.	-	-	-	-	-	-	-	-	-	-	-	-	-	-	-	-	-	-	-	-	-	-	-	-	<b>Total.</b>	-	-	-	-	-	-	-	-	-	-	-	-	-	-	-	-	-	-	-	-	-	-	-	-	<b>Gray:</b>																									3-0.M.	-	-	-	-	-	-	-	-	-	-	-	-	-	-	-	-	-	-	-	-	-	-	-	-	4-0.M.	-	-	-	-	-	-	-	-	-	-	-	-	-	-	-	-	-	-	-	-	-	-	-	-	5-M.	-	-	-	-	-	-	-	-	-	-	-	-	-	-	-	-	-	-	-	-	-	-	-	-	6-3.L.M.	-	-	-	-	-	-	-	-	-	-	-	-	-	-	-	-	-	-	-	-	-	-	-	-	<b>Total.</b>	-	-	-	-	-	-	-	-	-	-	-	-	-	-	-	-	-	-	-	-	-	-	-	-	<b>Below Grade:</b>																									3-0.M.	-	-	-	-	-	-	-	-	-	-	-	-	-	-	-	-	-	-	-	-	-	-	-	-	4-0.M.	-	-	-	-	-	-	-	-	-	-	-	-	-	-	-	-	-	-	-	-	-	-	-	-	5-M.	-	-	-	-	-	-	-	-	-	-	-	-	-	-	-	-	-	-	-	-	-	-	-	-	6-3.L.M.	-	-	-	-	-	-	-	-	-	-	-	-	-	-	-	-	-	-	-	-	-	-	-	-	<b>Total.</b>	-	-	-	-	-	-	-	-	-	-	-	-	-	-	-	-	-	-	-	-	-	-	-	-	<b>All grades:</b>	8,499	606,098	1,415,499	1,077,128	1,798,117	871,849	1,603,652	3,352,104	3,722,522	1,346,945	267,228	46,434	31,917	26,530	10,201	15,994,702	100.0	<b>All grades:</b>	0.1	3.8	8.9	6.8	9.5	5.5	10.1	21.0	23.3	8.5	1.7	0.3	0.2	0.2	0.1	100.0																																																																																																																																																																																																																										
4-0.M.	-	-	-	-	-	-	-	-	-	-	-	-	-	-	-	-	-	-	-	-	-	-	-	-	5-M.	-	-	-	-	-	-	-	-	-	-	-	-	-	-	-	-	-	-	-	-	-	-	-	-	6-3.L.M.	-	-	-	-	-	-	-	-	-	-	-	-	-	-	-	-	-	-	-	-	-	-	-	-	7-4.M.	-	-	-	-	-	-	-	-	-	-	-	-	-	-	-	-	-	-	-	-	-	-	-	-	9-25.0.C.	-	-	-	-	-	-	-	-	-	-	-	-	-	-	-	-	-	-	-	-	-	-	-	-	<b>Total.</b>	1,715	152,126	685,452	692,532	1,117,009	706,528	1,281,155	2,435,875	2,695,897	897,649	122,668	23,490	7,095	4,354	9,602	10,407,211	66.9	<b>Spotted:</b>																									3-0.M.	47	2,735	6,408	6,745	10,684	6,276	2,208	3,266	5,155	8,395	2,120	1,642	1,140	67	5	48,468	3	4-0.M.	147	30,168	131,807	131,065	184,122	125,578	67,979	127,147	141,890	1,642	1,642	1,642	1,642	1,642	1,642	1,642	1,642	5-M.	1,172	210,027	1,664,751	1,664,751	1,664,751	1,664,751	1,664,751	1,664,751	1,664,751	1,664,751	1,664,751	1,664,751	1,664,751	1,664,751	1,664,751	1,664,751	1,664,751	6-3.L.M.	705	35,233	179,252	179,252	241,027	164,929	116,929	116,929	116,929	116,929	116,929	116,929	116,929	116,929	116,929	116,929	116,929	7-4.M.	3,907	401,054	745,059	350,522	310,654	189,256	283,880	367,995	199,888	12,549	6,126	2,968	1,795	354	200	2,789,437	17.5	<b>Total.</b>	5,997	601,054	745,059	350,522	310,654	189,256	283,880	367,995	199,888	12,549	6,126	2,968	1,795	354	200	2,789,437	17.5	<b>Yellow Stained:</b>																									3-0.M.	-	-	-	-	-	-	-	-	-	-	-	-	-	-	-	-	-	-	-	-	-	-	-	-	4-0.M.	-	-	-	-	-	-	-	-	-	-	-	-	-	-	-	-	-	-	-	-	-	-	-	-	5-M.	-	-	-	-	-	-	-	-	-	-	-	-	-	-	-	-	-	-	-	-	-	-	-	-	6-3.L.M.	-	-	-	-	-	-	-	-	-	-	-	-	-	-	-	-	-	-	-	-	-	-	-	-	7-4.M.	-	-	-	-	-	-	-	-	-	-	-	-	-	-	-	-	-	-	-	-	-	-	-	-	<b>Total.</b>	-	-	-	-	-	-	-	-	-	-	-	-	-	-	-	-	-	-	-	-	-	-	-	-	<b>Gray:</b>																									3-0.M.	-	-	-	-	-	-	-	-	-	-	-	-	-	-	-	-	-	-	-	-	-	-	-	-	4-0.M.	-	-	-	-	-	-	-	-	-	-	-	-	-	-	-	-	-	-	-	-	-	-	-	-	5-M.	-	-	-	-	-	-	-	-	-	-	-	-	-	-	-	-	-	-	-	-	-	-	-	-	6-3.L.M.	-	-	-	-	-	-	-	-	-	-	-	-	-	-	-	-	-	-	-	-	-	-	-	-	<b>Total.</b>	-	-	-	-	-	-	-	-	-	-	-	-	-	-	-	-	-	-	-	-	-	-	-	-	<b>Below Grade:</b>																									3-0.M.	-	-	-	-	-	-	-	-	-	-	-	-	-	-	-	-	-	-	-	-	-	-	-	-	4-0.M.	-	-	-	-	-	-	-	-	-	-	-	-	-	-	-	-	-	-	-	-	-	-	-	-	5-M.	-	-	-	-	-	-	-	-	-	-	-	-	-	-	-	-	-	-	-	-	-	-	-	-	6-3.L.M.	-	-	-	-	-	-	-	-	-	-	-	-	-	-	-	-	-	-	-	-	-	-	-	-	<b>Total.</b>	-	-	-	-	-	-	-	-	-	-	-	-	-	-	-	-	-	-	-	-	-	-	-	-	<b>All grades:</b>	8,499	606,098	1,415,499	1,077,128	1,798,117	871,849	1,603,652	3,352,104	3,722,522	1,346,945	267,228	46,434	31,917	26,530	10,201	15,994,702	100.0	<b>All grades:</b>	0.1	3.8	8.9	6.8	9.5	5.5	10.1	21.0	23.3	8.5	1.7	0.3	0.2	0.2	0.1	100.0																																																																																																																																																																																																																																																			
5-M.	-	-	-	-	-	-	-	-	-	-	-	-	-	-	-	-	-	-	-	-	-	-	-	-	6-3.L.M.	-	-	-	-	-	-	-	-	-	-	-	-	-	-	-	-	-	-	-	-	-	-	-	-	7-4.M.	-	-	-	-	-	-	-	-	-	-	-	-	-	-	-	-	-	-	-	-	-	-	-	-	9-25.0.C.	-	-	-	-	-	-	-	-	-	-	-	-	-	-	-	-	-	-	-	-	-	-	-	-	<b>Total.</b>	1,715	152,126	685,452	692,532	1,117,009	706,528	1,281,155	2,435,875	2,695,897	897,649	122,668	23,490	7,095	4,354	9,602	10,407,211	66.9	<b>Spotted:</b>																									3-0.M.	47	2,735	6,408	6,745	10,684	6,276	2,208	3,266	5,155	8,395	2,120	1,642	1,140	67	5	48,468	3	4-0.M.	147	30,168	131,807	131,065	184,122	125,578	67,979	127,147	141,890	1,642	1,642	1,642	1,642	1,642	1,642	1,642	1,642	5-M.	1,172	210,027	1,664,751	1,664,751	1,664,751	1,664,751	1,664,751	1,664,751	1,664,751	1,664,751	1,664,751	1,664,751	1,664,751	1,664,751	1,664,751	1,664,751	1,664,751	6-3.L.M.	705	35,233	179,252	179,252	241,027	164,929	116,929	116,929	116,929	116,929	116,929	116,929	116,929	116,929	116,929	116,929	116,929	7-4.M.	3,907	401,054	745,059	350,522	310,654	189,256	283,880	367,995	199,888	12,549	6,126	2,968	1,795	354	200	2,789,437	17.5	<b>Total.</b>	5,997	601,054	745,059	350,522	310,654	189,256	283,880	367,995	199,888	12,549	6,126	2,968	1,795	354	200	2,789,437	17.5	<b>Yellow Stained:</b>																									3-0.M.	-	-	-	-	-	-	-	-	-	-	-	-	-	-	-	-	-	-	-	-	-	-	-	-	4-0.M.	-	-	-	-	-	-	-	-	-	-	-	-	-	-	-	-	-	-	-	-	-	-	-	-	5-M.	-	-	-	-	-	-	-	-	-	-	-	-	-	-	-	-	-	-	-	-	-	-	-	-	6-3.L.M.	-	-	-	-	-	-	-	-	-	-	-	-	-	-	-	-	-	-	-	-	-	-	-	-	7-4.M.	-	-	-	-	-	-	-	-	-	-	-	-	-	-	-	-	-	-	-	-	-	-	-	-	<b>Total.</b>	-	-	-	-	-	-	-	-	-	-	-	-	-	-	-	-	-	-	-	-	-	-	-	-	<b>Gray:</b>																									3-0.M.	-	-	-	-	-	-	-	-	-	-	-	-	-	-	-	-	-	-	-	-	-	-	-	-	4-0.M.	-	-	-	-	-	-	-	-	-	-	-	-	-	-	-	-	-	-	-	-	-	-	-	-	5-M.	-	-	-	-	-	-	-	-	-	-	-	-	-	-	-	-	-	-	-	-	-	-	-	-	6-3.L.M.	-	-	-	-	-	-	-	-	-	-	-	-	-	-	-	-	-	-	-	-	-	-	-	-	<b>Total.</b>	-	-	-	-	-	-	-	-	-	-	-	-	-	-	-	-	-	-	-	-	-	-	-	-	<b>Below Grade:</b>																									3-0.M.	-	-	-	-	-	-	-	-	-	-	-	-	-	-	-	-	-	-	-	-	-	-	-	-	4-0.M.	-	-	-	-	-	-	-	-	-	-	-	-	-	-	-	-	-	-	-	-	-	-	-	-	5-M.	-	-	-	-	-	-	-	-	-	-	-	-	-	-	-	-	-	-	-	-	-	-	-	-	6-3.L.M.	-	-	-	-	-	-	-	-	-	-	-	-	-	-	-	-	-	-	-	-	-	-	-	-	<b>Total.</b>	-	-	-	-	-	-	-	-	-	-	-	-	-	-	-	-	-	-	-	-	-	-	-	-	<b>All grades:</b>	8,499	606,098	1,415,499	1,077,128	1,798,117	871,849	1,603,652	3,352,104	3,722,522	1,346,945	267,228	46,434	31,917	26,530	10,201	15,994,702	100.0	<b>All grades:</b>	0.1	3.8	8.9	6.8	9.5	5.5	10.1	21.0	23.3	8.5	1.7	0.3	0.2	0.2	0.1	100.0																																																																																																																																																																																																																																																																												
6-3.L.M.	-	-	-	-	-	-	-	-	-	-	-	-	-	-	-	-	-	-	-	-	-	-	-	-	7-4.M.	-	-	-	-	-	-	-	-	-	-	-	-	-	-	-	-	-	-	-	-	-	-	-	-	9-25.0.C.	-	-	-	-	-	-	-	-	-	-	-	-	-	-	-	-	-	-	-	-	-	-	-	-	<b>Total.</b>	1,715	152,126	685,452	692,532	1,117,009	706,528	1,281,155	2,435,875	2,695,897	897,649	122,668	23,490	7,095	4,354	9,602	10,407,211	66.9	<b>Spotted:</b>																									3-0.M.	47	2,735	6,408	6,745	10,684	6,276	2,208	3,266	5,155	8,395	2,120	1,642	1,140	67	5	48,468	3	4-0.M.	147	30,168	131,807	131,065	184,122	125,578	67,979	127,147	141,890	1,642	1,642	1,642	1,642	1,642	1,642	1,642	1,642	5-M.	1,172	210,027	1,664,751	1,664,751	1,664,751	1,664,751	1,664,751	1,664,751	1,664,751	1,664,751	1,664,751	1,664,751	1,664,751	1,664,751	1,664,751	1,664,751	1,664,751	6-3.L.M.	705	35,233	179,252	179,252	241,027	164,929	116,929	116,929	116,929	116,929	116,929	116,929	116,929	116,929	116,929	116,929	116,929	7-4.M.	3,907	401,054	745,059	350,522	310,654	189,256	283,880	367,995	199,888	12,549	6,126	2,968	1,795	354	200	2,789,437	17.5	<b>Total.</b>	5,997	601,054	745,059	350,522	310,654	189,256	283,880	367,995	199,888	12,549	6,126	2,968	1,795	354	200	2,789,437	17.5	<b>Yellow Stained:</b>																									3-0.M.	-	-	-	-	-	-	-	-	-	-	-	-	-	-	-	-	-	-	-	-	-	-	-	-	4-0.M.	-	-	-	-	-	-	-	-	-	-	-	-	-	-	-	-	-	-	-	-	-	-	-	-	5-M.	-	-	-	-	-	-	-	-	-	-	-	-	-	-	-	-	-	-	-	-	-	-	-	-	6-3.L.M.	-	-	-	-	-	-	-	-	-	-	-	-	-	-	-	-	-	-	-	-	-	-	-	-	7-4.M.	-	-	-	-	-	-	-	-	-	-	-	-	-	-	-	-	-	-	-	-	-	-	-	-	<b>Total.</b>	-	-	-	-	-	-	-	-	-	-	-	-	-	-	-	-	-	-	-	-	-	-	-	-	<b>Gray:</b>																									3-0.M.	-	-	-	-	-	-	-	-	-	-	-	-	-	-	-	-	-	-	-	-	-	-	-	-	4-0.M.	-	-	-	-	-	-	-	-	-	-	-	-	-	-	-	-	-	-	-	-	-	-	-	-	5-M.	-	-	-	-	-	-	-	-	-	-	-	-	-	-	-	-	-	-	-	-	-	-	-	-	6-3.L.M.	-	-	-	-	-	-	-	-	-	-	-	-	-	-	-	-	-	-	-	-	-	-	-	-	<b>Total.</b>	-	-	-	-	-	-	-	-	-	-	-	-	-	-	-	-	-	-	-	-	-	-	-	-	<b>Below Grade:</b>																									3-0.M.	-	-	-	-	-	-	-	-	-	-	-	-	-	-	-	-	-	-	-	-	-	-	-	-	4-0.M.	-	-	-	-	-	-	-	-	-	-	-	-	-	-	-	-	-	-	-	-	-	-	-	-	5-M.	-	-	-	-	-	-	-	-	-	-	-	-	-	-	-	-	-	-	-	-	-	-	-	-	6-3.L.M.	-	-	-	-	-	-	-	-	-	-	-	-	-	-	-	-	-	-	-	-	-	-	-	-	<b>Total.</b>	-	-	-	-	-	-	-	-	-	-	-	-	-	-	-	-	-	-	-	-	-	-	-	-	<b>All grades:</b>	8,499	606,098	1,415,499	1,077,128	1,798,117	871,849	1,603,652	3,352,104	3,722,522	1,346,945	267,228	46,434	31,917	26,530	10,201	15,994,702	100.0	<b>All grades:</b>	0.1	3.8	8.9	6.8	9.5	5.5	10.1	21.0	23.3	8.5	1.7	0.3	0.2	0.2	0.1	100.0																																																																																																																																																																																																																																																																																																					
7-4.M.	-	-	-	-	-	-	-	-	-	-	-	-	-	-	-	-	-	-	-	-	-	-	-	-	9-25.0.C.	-	-	-	-	-	-	-	-	-	-	-	-	-	-	-	-	-	-	-	-	-	-	-	-	<b>Total.</b>	1,715	152,126	685,452	692,532	1,117,009	706,528	1,281,155	2,435,875	2,695,897	897,649	122,668	23,490	7,095	4,354	9,602	10,407,211	66.9	<b>Spotted:</b>																									3-0.M.	47	2,735	6,408	6,745	10,684	6,276	2,208	3,266	5,155	8,395	2,120	1,642	1,140	67	5	48,468	3	4-0.M.	147	30,168	131,807	131,065	184,122	125,578	67,979	127,147	141,890	1,642	1,642	1,642	1,642	1,642	1,642	1,642	1,642	5-M.	1,172	210,027	1,664,751	1,664,751	1,664,751	1,664,751	1,664,751	1,664,751	1,664,751	1,664,751	1,664,751	1,664,751	1,664,751	1,664,751	1,664,751	1,664,751	1,664,751	6-3.L.M.	705	35,233	179,252	179,252	241,027	164,929	116,929	116,929	116,929	116,929	116,929	116,929	116,929	116,929	116,929	116,929	116,929	7-4.M.	3,907	401,054	745,059	350,522	310,654	189,256	283,880	367,995	199,888	12,549	6,126	2,968	1,795	354	200	2,789,437	17.5	<b>Total.</b>	5,997	601,054	745,059	350,522	310,654	189,256	283,880	367,995	199,888	12,549	6,126	2,968	1,795	354	200	2,789,437	17.5	<b>Yellow Stained:</b>																									3-0.M.	-	-	-	-	-	-	-	-	-	-	-	-	-	-	-	-	-	-	-	-	-	-	-	-	4-0.M.	-	-	-	-	-	-	-	-	-	-	-	-	-	-	-	-	-	-	-	-	-	-	-	-	5-M.	-	-	-	-	-	-	-	-	-	-	-	-	-	-	-	-	-	-	-	-	-	-	-	-	6-3.L.M.	-	-	-	-	-	-	-	-	-	-	-	-	-	-	-	-	-	-	-	-	-	-	-	-	7-4.M.	-	-	-	-	-	-	-	-	-	-	-	-	-	-	-	-	-	-	-	-	-	-	-	-	<b>Total.</b>	-	-	-	-	-	-	-	-	-	-	-	-	-	-	-	-	-	-	-	-	-	-	-	-	<b>Gray:</b>																									3-0.M.	-	-	-	-	-	-	-	-	-	-	-	-	-	-	-	-	-	-	-	-	-	-	-	-	4-0.M.	-	-	-	-	-	-	-	-	-	-	-	-	-	-	-	-	-	-	-	-	-	-	-	-	5-M.	-	-	-	-	-	-	-	-	-	-	-	-	-	-	-	-	-	-	-	-	-	-	-	-	6-3.L.M.	-	-	-	-	-	-	-	-	-	-	-	-	-	-	-	-	-	-	-	-	-	-	-	-	<b>Total.</b>	-	-	-	-	-	-	-	-	-	-	-	-	-	-	-	-	-	-	-	-	-	-	-	-	<b>Below Grade:</b>																									3-0.M.	-	-	-	-	-	-	-	-	-	-	-	-	-	-	-	-	-	-	-	-	-	-	-	-	4-0.M.	-	-	-	-	-	-	-	-	-	-	-	-	-	-	-	-	-	-	-	-	-	-	-	-	5-M.	-	-	-	-	-	-	-	-	-	-	-	-	-	-	-	-	-	-	-	-	-	-	-	-	6-3.L.M.	-	-	-	-	-	-	-	-	-	-	-	-	-	-	-	-	-	-	-	-	-	-	-	-	<b>Total.</b>	-	-	-	-	-	-	-	-	-	-	-	-	-	-	-	-	-	-	-	-	-	-	-	-	<b>All grades:</b>	8,499	606,098	1,415,499	1,077,128	1,798,117	871,849	1,603,652	3,352,104	3,722,522	1,346,945	267,228	46,434	31,917	26,530	10,201	15,994,702	100.0	<b>All grades:</b>	0.1	3.8	8.9	6.8	9.5	5.5	10.1	21.0	23.3	8.5	1.7	0.3	0.2	0.2	0.1	100.0																																																																																																																																																																																																																																																																																																																														
9-25.0.C.	-	-	-	-	-	-	-	-	-	-	-	-	-	-	-	-	-	-	-	-	-	-	-	-	<b>Total.</b>	1,715	152,126	685,452	692,532	1,117,009	706,528	1,281,155	2,435,875	2,695,897	897,649	122,668	23,490	7,095	4,354	9,602	10,407,211	66.9	<b>Spotted:</b>																									3-0.M.	47	2,735	6,408	6,745	10,684	6,276	2,208	3,266	5,155	8,395	2,120	1,642	1,140	67	5	48,468	3	4-0.M.	147	30,168	131,807	131,065	184,122	125,578	67,979	127,147	141,890	1,642	1,642	1,642	1,642	1,642	1,642	1,642	1,642	5-M.	1,172	210,027	1,664,751	1,664,751	1,664,751	1,664,751	1,664,751	1,664,751	1,664,751	1,664,751	1,664,751	1,664,751	1,664,751	1,664,751	1,664,751	1,664,751	1,664,751	6-3.L.M.	705	35,233	179,252	179,252	241,027	164,929	116,929	116,929	116,929	116,929	116,929	116,929	116,929	116,929	116,929	116,929	116,929	7-4.M.	3,907	401,054	745,059	350,522	310,654	189,256	283,880	367,995	199,888	12,549	6,126	2,968	1,795	354	200	2,789,437	17.5	<b>Total.</b>	5,997	601,054	745,059	350,522	310,654	189,256	283,880	367,995	199,888	12,549	6,126	2,968	1,795	354	200	2,789,437	17.5	<b>Yellow Stained:</b>																									3-0.M.	-	-	-	-	-	-	-	-	-	-	-	-	-	-	-	-	-	-	-	-	-	-	-	-	4-0.M.	-	-	-	-	-	-	-	-	-	-	-	-	-	-	-	-	-	-	-	-	-	-	-	-	5-M.	-	-	-	-	-	-	-	-	-	-	-	-	-	-	-	-	-	-	-	-	-	-	-	-	6-3.L.M.	-	-	-	-	-	-	-	-	-	-	-	-	-	-	-	-	-	-	-	-	-	-	-	-	7-4.M.	-	-	-	-	-	-	-	-	-	-	-	-	-	-	-	-	-	-	-	-	-	-	-	-	<b>Total.</b>	-	-	-	-	-	-	-	-	-	-	-	-	-	-	-	-	-	-	-	-	-	-	-	-	<b>Gray:</b>																									3-0.M.	-	-	-	-	-	-	-	-	-	-	-	-	-	-	-	-	-	-	-	-	-	-	-	-	4-0.M.	-	-	-	-	-	-	-	-	-	-	-	-	-	-	-	-	-	-	-	-	-	-	-	-	5-M.	-	-	-	-	-	-	-	-	-	-	-	-	-	-	-	-	-	-	-	-	-	-	-	-	6-3.L.M.	-	-	-	-	-	-	-	-	-	-	-	-	-	-	-	-	-	-	-	-	-	-	-	-	<b>Total.</b>	-	-	-	-	-	-	-	-	-	-	-	-	-	-	-	-	-	-	-	-	-	-	-	-	<b>Below Grade:</b>																									3-0.M.	-	-	-	-	-	-	-	-	-	-	-	-	-	-	-	-	-	-	-	-	-	-	-	-	4-0.M.	-	-	-	-	-	-	-	-	-	-	-	-	-	-	-	-	-	-	-	-	-	-	-	-	5-M.	-	-	-	-	-	-	-	-	-	-	-	-	-	-	-	-	-	-	-	-	-	-	-	-	6-3.L.M.	-	-	-	-	-	-	-	-	-	-	-	-	-	-	-	-	-	-	-	-	-	-	-	-	<b>Total.</b>	-	-	-	-	-	-	-	-	-	-	-	-	-	-	-	-	-	-	-	-	-	-	-	-	<b>All grades:</b>	8,499	606,098	1,415,499	1,077,128	1,798,117	871,849	1,603,652	3,352,104	3,722,522	1,346,945	267,228	46,434	31,917	26,530	10,201	15,994,702	100.0	<b>All grades:</b>	0.1	3.8	8.9	6.8	9.5	5.5	10.1	21.0	23.3	8.5	1.7	0.3	0.2	0.2	0.1	100.0																																																																																																																																																																																																																																																																																																																																																							
<b>Total.</b>	1,715	152,126	685,452	692,532	1,117,009	706,528	1,281,155	2,435,875	2,695,897	897,649	122,668	23,490	7,095	4,354	9,602	10,407,211	66.9																																																																																																																																																																																																																																																																																																																																																																																																																																																																																																																																																																																																																																																																																																																																																																																																																																																																																																																																																																																																																																																			
<b>Spotted:</b>																									3-0.M.	47	2,735	6,408	6,745	10,684	6,276	2,208	3,266	5,155	8,395	2,120	1,642	1,140	67	5	48,468	3	4-0.M.	147	30,168	131,807	131,065	184,122	125,578	67,979	127,147	141,890	1,642	1,642	1,642	1,642	1,642	1,642	1,642	1,642	5-M.	1,172	210,027	1,664,751	1,664,751	1,664,751	1,664,751	1,664,751	1,664,751	1,664,751	1,664,751	1,664,751	1,664,751	1,664,751	1,664,751	1,664,751	1,664,751	1,664,751	6-3.L.M.	705	35,233	179,252	179,252	241,027	164,929	116,929	116,929	116,929	116,929	116,929	116,929	116,929	116,929	116,929	116,929	116,929	7-4.M.	3,907	401,054	745,059	350,522	310,654	189,256	283,880	367,995	199,888	12,549	6,126	2,968	1,795	354	200	2,789,437	17.5	<b>Total.</b>	5,997	601,054	745,059	350,522	310,654	189,256	283,880	367,995	199,888	12,549	6,126	2,968	1,795	354	200	2,789,437	17.5	<b>Yellow Stained:</b>																									3-0.M.	-	-	-	-	-	-	-	-	-	-	-	-	-	-	-	-	-	-	-	-	-	-	-	-	4-0.M.	-	-	-	-	-	-	-	-	-	-	-	-	-	-	-	-	-	-	-	-	-	-	-	-	5-M.	-	-	-	-	-	-	-	-	-	-	-	-	-	-	-	-	-	-	-	-	-	-	-	-	6-3.L.M.	-	-	-	-	-	-	-	-	-	-	-	-	-	-	-	-	-	-	-	-	-	-	-	-	7-4.M.	-	-	-	-	-	-	-	-	-	-	-	-	-	-	-	-	-	-	-	-	-	-	-	-	<b>Total.</b>	-	-	-	-	-	-	-	-	-	-	-	-	-	-	-	-	-	-	-	-	-	-	-	-	<b>Gray:</b>																									3-0.M.	-	-	-	-	-	-	-	-	-	-	-	-	-	-	-	-	-	-	-	-	-	-	-	-	4-0.M.	-	-	-	-	-	-	-	-	-	-	-	-	-	-	-	-	-	-	-	-	-	-	-	-	5-M.	-	-	-	-	-	-	-	-	-	-	-	-	-	-	-	-	-	-	-	-	-	-	-	-	6-3.L.M.	-	-	-	-	-	-	-	-	-	-	-	-	-	-	-	-	-	-	-	-	-	-	-	-	<b>Total.</b>	-	-	-	-	-	-	-	-	-	-	-	-	-	-	-	-	-	-	-	-	-	-	-	-	<b>Below Grade:</b>																									3-0.M.	-	-	-	-	-	-	-	-	-	-	-	-	-	-	-	-	-	-	-	-	-	-	-	-	4-0.M.	-	-	-	-	-	-	-	-	-	-	-	-	-	-	-	-	-	-	-	-	-	-	-	-	5-M.	-	-	-	-	-	-	-	-	-	-	-	-	-	-	-	-	-	-	-	-	-	-	-	-	6-3.L.M.	-	-	-	-	-	-	-	-	-	-	-	-	-	-	-	-	-	-	-	-	-	-	-	-	<b>Total.</b>	-	-	-	-	-	-	-	-	-	-	-	-	-	-	-	-	-	-	-	-	-	-	-	-	<b>All grades:</b>	8,499	606,098	1,415,499	1,077,128	1,798,117	871,849	1,603,652	3,352,104	3,722,522	1,346,945	267,228	46,434	31,917	26,530	10,201	15,994,702	100.0	<b>All grades:</b>	0.1	3.8	8.9	6.8	9.5	5.5	10.1	21.0	23.3	8.5	1.7	0.3	0.2	0.2	0.1	100.0																																																																																																																																																																																																																																																																																																																																																																																																		
3-0.M.	47	2,735	6,408	6,745	10,684	6,276	2,208	3,266	5,155	8,395	2,120	1,642	1,140	67	5	48,468	3	4-0.M.	147	30,168	131,807	131,065	184,122	125,578	67,979	127,147	141,890	1,642	1,642	1,642	1,642	1,642	1,642	1,642	1,642	5-M.	1,172	210,027	1,664,751	1,664,751	1,664,751	1,664,751	1,664,751	1,664,751	1,664,751	1,664,751	1,664,751	1,664,751	1,664,751	1,664,751	1,664,751	1,664,751	1,664,751	6-3.L.M.	705	35,233	179,252	179,252	241,027	164,929	116,929	116,929	116,929	116,929	116,929	116,929	116,929	116,929	116,929	116,929	116,929	7-4.M.	3,907	401,054	745,059	350,522	310,654	189,256	283,880	367,995	199,888	12,549	6,126	2,968	1,795	354	200	2,789,437	17.5	<b>Total.</b>	5,997	601,054	745,059	350,522	310,654	189,256	283,880	367,995	199,888	12,549	6,126	2,968	1,795	354	200	2,789,437	17.5	<b>Yellow Stained:</b>																									3-0.M.	-	-	-	-	-	-	-	-	-	-	-	-	-	-	-	-	-	-	-	-	-	-	-	-	4-0.M.	-	-	-	-	-	-	-	-	-	-	-	-	-	-	-	-	-	-	-	-	-	-	-	-	5-M.	-	-	-	-	-	-	-	-	-	-	-	-	-	-	-	-	-	-	-	-	-	-	-	-	6-3.L.M.	-	-	-	-	-	-	-	-	-	-	-	-	-	-	-	-	-	-	-	-	-	-	-	-	7-4.M.	-	-	-	-	-	-	-	-	-	-	-	-	-	-	-	-	-	-	-	-	-	-	-	-	<b>Total.</b>	-	-	-	-	-	-	-	-	-	-	-	-	-	-	-	-	-	-	-	-	-	-	-	-	<b>Gray:</b>																									3-0.M.	-	-	-	-	-	-	-	-	-	-	-	-	-	-	-	-	-	-	-	-	-	-	-	-	4-0.M.	-	-	-	-	-	-	-	-	-	-	-	-	-	-	-	-	-	-	-	-	-	-	-	-	5-M.	-	-	-	-	-	-	-	-	-	-	-	-	-	-	-	-	-	-	-	-	-	-	-	-	6-3.L.M.	-	-	-	-	-	-	-	-	-	-	-	-	-	-	-	-	-	-	-	-	-	-	-	-	<b>Total.</b>	-	-	-	-	-	-	-	-	-	-	-	-	-	-	-	-	-	-	-	-	-	-	-	-	<b>Below Grade:</b>																									3-0.M.	-	-	-	-	-	-	-	-	-	-	-	-	-	-	-	-	-	-	-	-	-	-	-	-	4-0.M.	-	-	-	-	-	-	-	-	-	-	-	-	-	-	-	-	-	-	-	-	-	-	-	-	5-M.	-	-	-	-	-	-	-	-	-	-	-	-	-	-	-	-	-	-	-	-	-	-	-	-	6-3.L.M.	-	-	-	-	-	-	-	-	-	-	-	-	-	-	-	-	-	-	-	-	-	-	-	-	<b>Total.</b>	-	-	-	-	-	-	-	-	-	-	-	-	-	-	-	-	-	-	-	-	-	-	-	-	<b>All grades:</b>	8,499	606,098	1,415,499	1,077,128	1,798,117	871,849	1,603,652	3,352,104	3,722,522	1,346,945	267,228	46,434	31,917	26,530	10,201	15,994,702	100.0	<b>All grades:</b>	0.1	3.8	8.9	6.8	9.5	5.5	10.1	21.0	23.3	8.5	1.7	0.3	0.2	0.2	0.1	100.0																																																																																																																																																																																																																																																																																																																																																																																																																											
4-0.M.	147	30,168	131,807	131,065	184,122	125,578	67,979	127,147	141,890	1,642	1,642	1,642	1,642	1,642	1,642	1,642	1,642	5-M.	1,172	210,027	1,664,751	1,664,751	1,664,751	1,664,751	1,664,751	1,664,751	1,664,751	1,664,751	1,664,751	1,664,751	1,664,751	1,664,751	1,664,751	1,664,751	1,664,751	6-3.L.M.	705	35,233	179,252	179,252	241,027	164,929	116,929	116,929	116,929	116,929	116,929	116,929	116,929	116,929	116,929	116,929	116,929	7-4.M.	3,907	401,054	745,059	350,522	310,654	189,256	283,880	367,995	199,888	12,549	6,126	2,968	1,795	354	200	2,789,437	17.5	<b>Total.</b>	5,997	601,054	745,059	350,522	310,654	189,256	283,880	367,995	199,888	12,549	6,126	2,968	1,795	354	200	2,789,437	17.5	<b>Yellow Stained:</b>																									3-0.M.	-	-	-	-	-	-	-	-	-	-	-	-	-	-	-	-	-	-	-	-	-	-	-	-	4-0.M.	-	-	-	-	-	-	-	-	-	-	-	-	-	-	-	-	-	-	-	-	-	-	-	-	5-M.	-	-	-	-	-	-	-	-	-	-	-	-	-	-	-	-	-	-	-	-	-	-	-	-	6-3.L.M.	-	-	-	-	-	-	-	-	-	-	-	-	-	-	-	-	-	-	-	-	-	-	-	-	7-4.M.	-	-	-	-	-	-	-	-	-	-	-	-	-	-	-	-	-	-	-	-	-	-	-	-	<b>Total.</b>	-	-	-	-	-	-	-	-	-	-	-	-	-	-	-	-	-	-	-	-	-	-	-	-	<b>Gray:</b>																									3-0.M.	-	-	-	-	-	-	-	-	-	-	-	-	-	-	-	-	-	-	-	-	-	-	-	-	4-0.M.	-	-	-	-	-	-	-	-	-	-	-	-	-	-	-	-	-	-	-	-	-	-	-	-	5-M.	-	-	-	-	-	-	-	-	-	-	-	-	-	-	-	-	-	-	-	-	-	-	-	-	6-3.L.M.	-	-	-	-	-	-	-	-	-	-	-	-	-	-	-	-	-	-	-	-	-	-	-	-	<b>Total.</b>	-	-	-	-	-	-	-	-	-	-	-	-	-	-	-	-	-	-	-	-	-	-	-	-	<b>Below Grade:</b>																									3-0.M.	-	-	-	-	-	-	-	-	-	-	-	-	-	-	-	-	-	-	-	-	-	-	-	-	4-0.M.	-	-	-	-	-	-	-	-	-	-	-	-	-	-	-	-	-	-	-	-	-	-	-	-	5-M.	-	-	-	-	-	-	-	-	-	-	-	-	-	-	-	-	-	-	-	-	-	-	-	-	6-3.L.M.	-	-	-	-	-	-	-	-	-	-	-	-	-	-	-	-	-	-	-	-	-	-	-	-	<b>Total.</b>	-	-	-	-	-	-	-	-	-	-	-	-	-	-	-	-	-	-	-	-	-	-	-	-	<b>All grades:</b>	8,499	606,098	1,415,499	1,077,128	1,798,117	871,849	1,603,652	3,352,104	3,722,522	1,346,945	267,228	46,434	31,917	26,530	10,201	15,994,702	100.0	<b>All grades:</b>	0.1	3.8	8.9	6.8	9.5	5.5	10.1	21.0	23.3	8.5	1.7	0.3	0.2	0.2	0.1	100.0																																																																																																																																																																																																																																																																																																																																																																																																																																													
5-M.	1,172	210,027	1,664,751	1,664,751	1,664,751	1,664,751	1,664,751	1,664,751	1,664,751	1,664,751	1,664,751	1,664,751	1,664,751	1,664,751	1,664,751	1,664,751	1,664,751	6-3.L.M.	705	35,233	179,252	179,252	241,027	164,929	116,929	116,929	116,929	116,929	116,929	116,929	116,929	116,929	116,929	116,929	116,929	7-4.M.	3,907	401,054	745,059	350,522	310,654	189,256	283,880	367,995	199,888	12,549	6,126	2,968	1,795	354	200	2,789,437	17.5	<b>Total.</b>	5,997	601,054	745,059	350,522	310,654	189,256	283,880	367,995	199,888	12,549	6,126	2,968	1,795	354	200	2,789,437	17.5	<b>Yellow Stained:</b>																									3-0.M.	-	-	-	-	-	-	-	-	-	-	-	-	-	-	-	-	-	-	-	-	-	-	-	-	4-0.M.	-	-	-	-	-	-	-	-	-	-	-	-	-	-	-	-	-	-	-	-	-	-	-	-	5-M.	-	-	-	-	-	-	-	-	-	-	-	-	-	-	-	-	-	-	-	-	-	-	-	-	6-3.L.M.	-	-	-	-	-	-	-	-	-	-	-	-	-	-	-	-	-	-	-	-	-	-	-	-	7-4.M.	-	-	-	-	-	-	-	-	-	-	-	-	-	-	-	-	-	-	-	-	-	-	-	-	<b>Total.</b>	-	-	-	-	-	-	-	-	-	-	-	-	-	-	-	-	-	-	-	-	-	-	-	-	<b>Gray:</b>																									3-0.M.	-	-	-	-	-	-	-	-	-	-	-	-	-	-	-	-	-	-	-	-	-	-	-	-	4-0.M.	-	-	-	-	-	-	-	-	-	-	-	-	-	-	-	-	-	-	-	-	-	-	-	-	5-M.	-	-	-	-	-	-	-	-	-	-	-	-	-	-	-	-	-	-	-	-	-	-	-	-	6-3.L.M.	-	-	-	-	-	-	-	-	-	-	-	-	-	-	-	-	-	-	-	-	-	-	-	-	<b>Total.</b>	-	-	-	-	-	-	-	-	-	-	-	-	-	-	-	-	-	-	-	-	-	-	-	-	<b>Below Grade:</b>																									3-0.M.	-	-	-	-	-	-	-	-	-	-	-	-	-	-	-	-	-	-	-	-	-	-	-	-	4-0.M.	-	-	-	-	-	-	-	-	-	-	-	-	-	-	-	-	-	-	-	-	-	-	-	-	5-M.	-	-	-	-	-	-	-	-	-	-	-	-	-	-	-	-	-	-	-	-	-	-	-	-	6-3.L.M.	-	-	-	-	-	-	-	-	-	-	-	-	-	-	-	-	-	-	-	-	-	-	-	-	<b>Total.</b>	-	-	-	-	-	-	-	-	-	-	-	-	-	-	-	-	-	-	-	-	-	-	-	-	<b>All grades:</b>	8,499	606,098	1,415,499	1,077,128	1,798,117	871,849	1,603,652	3,352,104	3,722,522	1,346,945	267,228	46,434	31,917	26,530	10,201	15,994,702	100.0	<b>All grades:</b>	0.1	3.8	8.9	6.8	9.5	5.5	10.1	21.0	23.3	8.5	1.7	0.3	0.2	0.2	0.1	100.0																																																																																																																																																																																																																																																																																																																																																																																																																																																															
6-3.L.M.	705	35,233	179,252	179,252	241,027	164,929	116,929	116,929	116,929	116,929	116,929	116,929	116,929	116,929	116,929	116,929	116,929	7-4.M.	3,907	401,054	745,059	350,522	310,654	189,256	283,880	367,995	199,888	12,549	6,126	2,968	1,795	354	200	2,789,437	17.5	<b>Total.</b>	5,997	601,054	745,059	350,522	310,654	189,256	283,880	367,995	199,888	12,549	6,126	2,968	1,795	354	200	2,789,437	17.5	<b>Yellow Stained:</b>																									3-0.M.	-	-	-	-	-	-	-	-	-	-	-	-	-	-	-	-	-	-	-	-	-	-	-	-	4-0.M.	-	-	-	-	-	-	-	-	-	-	-	-	-	-	-	-	-	-	-	-	-	-	-	-	5-M.	-	-	-	-	-	-	-	-	-	-	-	-	-	-	-	-	-	-	-	-	-	-	-	-	6-3.L.M.	-	-	-	-	-	-	-	-	-	-	-	-	-	-	-	-	-	-	-	-	-	-	-	-	7-4.M.	-	-	-	-	-	-	-	-	-	-	-	-	-	-	-	-	-	-	-	-	-	-	-	-	<b>Total.</b>	-	-	-	-	-	-	-	-	-	-	-	-	-	-	-	-	-	-	-	-	-	-	-	-	<b>Gray:</b>																									3-0.M.	-	-	-	-	-	-	-	-	-	-	-	-	-	-	-	-	-	-	-	-	-	-	-	-	4-0.M.	-	-	-	-	-	-	-	-	-	-	-	-	-	-	-	-	-	-	-	-	-	-	-	-	5-M.	-	-	-	-	-	-	-	-	-	-	-	-	-	-	-	-	-	-	-	-	-	-	-	-	6-3.L.M.	-	-	-	-	-	-	-	-	-	-	-	-	-	-	-	-	-	-	-	-	-	-	-	-	<b>Total.</b>	-	-	-	-	-	-	-	-	-	-	-	-	-	-	-	-	-	-	-	-	-	-	-	-	<b>Below Grade:</b>																									3-0.M.	-	-	-	-	-	-	-	-	-	-	-	-	-	-	-	-	-	-	-	-	-	-	-	-	4-0.M.	-	-	-	-	-	-	-	-	-	-	-	-	-	-	-	-	-	-	-	-	-	-	-	-	5-M.	-	-	-	-	-	-	-	-	-	-	-	-	-	-	-	-	-	-	-	-	-	-	-	-	6-3.L.M.	-	-	-	-	-	-	-	-	-	-	-	-	-	-	-	-	-	-	-	-	-	-	-	-	<b>Total.</b>	-	-	-	-	-	-	-	-	-	-	-	-	-	-	-	-	-	-	-	-	-	-	-	-	<b>All grades:</b>	8,499	606,098	1,415,499	1,077,128	1,798,117	871,849	1,603,652	3,352,104	3,722,522	1,346,945	267,228	46,434	31,917	26,530	10,201	15,994,702	100.0	<b>All grades:</b>	0.1	3.8	8.9	6.8	9.5	5.5	10.1	21.0	23.3	8.5	1.7	0.3	0.2	0.2	0.1	100.0																																																																																																																																																																																																																																																																																																																																																																																																																																																																																	
7-4.M.	3,907	401,054	745,059	350,522	310,654	189,256	283,880	367,995	199,888	12,549	6,126	2,968	1,795	354	200	2,789,437	17.5	<b>Total.</b>	5,997	601,054	745,059	350,522	310,654	189,256	283,880	367,995	199,888	12,549	6,126	2,968	1,795	354	200	2,789,437	17.5	<b>Yellow Stained:</b>																									3-0.M.	-	-	-	-	-	-	-	-	-	-	-	-	-	-	-	-	-	-	-	-	-	-	-	-	4-0.M.	-	-	-	-	-	-	-	-	-	-	-	-	-	-	-	-	-	-	-	-	-	-	-	-	5-M.	-	-	-	-	-	-	-	-	-	-	-	-	-	-	-	-	-	-	-	-	-	-	-	-	6-3.L.M.	-	-	-	-	-	-	-	-	-	-	-	-	-	-	-	-	-	-	-	-	-	-	-	-	7-4.M.	-	-	-	-	-	-	-	-	-	-	-	-	-	-	-	-	-	-	-	-	-	-	-	-	<b>Total.</b>	-	-	-	-	-	-	-	-	-	-	-	-	-	-	-	-	-	-	-	-	-	-	-	-	<b>Gray:</b>																									3-0.M.	-	-	-	-	-	-	-	-	-	-	-	-	-	-	-	-	-	-	-	-	-	-	-	-	4-0.M.	-	-	-	-	-	-	-	-	-	-	-	-	-	-	-	-	-	-	-	-	-	-	-	-	5-M.	-	-	-	-	-	-	-	-	-	-	-	-	-	-	-	-	-	-	-	-	-	-	-	-	6-3.L.M.	-	-	-	-	-	-	-	-	-	-	-	-	-	-	-	-	-	-	-	-	-	-	-	-	<b>Total.</b>	-	-	-	-	-	-	-	-	-	-	-	-	-	-	-	-	-	-	-	-	-	-	-	-	<b>Below Grade:</b>																									3-0.M.	-	-	-	-	-	-	-	-	-	-	-	-	-	-	-	-	-	-	-	-	-	-	-	-	4-0.M.	-	-	-	-	-	-	-	-	-	-	-	-	-	-	-	-	-	-	-	-	-	-	-	-	5-M.	-	-	-	-	-	-	-	-	-	-	-	-	-	-	-	-	-	-	-	-	-	-	-	-	6-3.L.M.	-	-	-	-	-	-	-	-	-	-	-	-	-	-	-	-	-	-	-	-	-	-	-	-	<b>Total.</b>	-	-	-	-	-	-	-	-	-	-	-	-	-	-	-	-	-	-	-	-	-	-	-	-	<b>All grades:</b>	8,499	606,098	1,415,499	1,077,128	1,798,117	871,849	1,603,652	3,352,104	3,722,522	1,346,945	267,228	46,434	31,917	26,530	10,201	15,994,702	100.0	<b>All grades:</b>	0.1	3.8	8.9	6.8	9.5	5.5	10.1	21.0	23.3	8.5	1.7	0.3	0.2	0.2	0.1	100.0																																																																																																																																																																																																																																																																																																																																																																																																																																																																																																			
<b>Total.</b>	5,997	601,054	745,059	350,522	310,654	189,256	283,880	367,995	199,888	12,549	6,126	2,968	1,795	354	200	2,789,437	17.5																																																																																																																																																																																																																																																																																																																																																																																																																																																																																																																																																																																																																																																																																																																																																																																																																																																																																																																																																																																																																																																			
<b>Yellow Stained:</b>																									3-0.M.	-	-	-	-	-	-	-	-	-	-	-	-	-	-	-	-	-	-	-	-	-	-	-	-	4-0.M.	-	-	-	-	-	-	-	-	-	-	-	-	-	-	-	-	-	-	-	-	-	-	-	-	5-M.	-	-	-	-	-	-	-	-	-	-	-	-	-	-	-	-	-	-	-	-	-	-	-	-	6-3.L.M.	-	-	-	-	-	-	-	-	-	-	-	-	-	-	-	-	-	-	-	-	-	-	-	-	7-4.M.	-	-	-	-	-	-	-	-	-	-	-	-	-	-	-	-	-	-	-	-	-	-	-	-	<b>Total.</b>	-	-	-	-	-	-	-	-	-	-	-	-	-	-	-	-	-	-	-	-	-	-	-	-	<b>Gray:</b>																									3-0.M.	-	-	-	-	-	-	-	-	-	-	-	-	-	-	-	-	-	-	-	-	-	-	-	-	4-0.M.	-	-	-	-	-	-	-	-	-	-	-	-	-	-	-	-	-	-	-	-	-	-	-	-	5-M.	-	-	-	-	-	-	-	-	-	-	-	-	-	-	-	-	-	-	-	-	-	-	-	-	6-3.L.M.	-	-	-	-	-	-	-	-	-	-	-	-	-	-	-	-	-	-	-	-	-	-	-	-	<b>Total.</b>	-	-	-	-	-	-	-	-	-	-	-	-	-	-	-	-	-	-	-	-	-	-	-	-	<b>Below Grade:</b>																									3-0.M.	-	-	-	-	-	-	-	-	-	-	-	-	-	-	-	-	-	-	-	-	-	-	-	-	4-0.M.	-	-	-	-	-	-	-	-	-	-	-	-	-	-	-	-	-	-	-	-	-	-	-	-	5-M.	-	-	-	-	-	-	-	-	-	-	-	-	-	-	-	-	-	-	-	-	-	-	-	-	6-3.L.M.	-	-	-	-	-	-	-	-	-	-	-	-	-	-	-	-	-	-	-	-	-	-	-	-	<b>Total.</b>	-	-	-	-	-	-	-	-	-	-	-	-	-	-	-	-	-	-	-	-	-	-	-	-	<b>All grades:</b>	8,499	606,098	1,415,499	1,077,128	1,798,117	871,849	1,603,652	3,352,104	3,722,522	1,346,945	267,228	46,434	31,917	26,530	10,201	15,994,702	100.0	<b>All grades:</b>	0.1	3.8	8.9	6.8	9.5	5.5	10.1	21.0	23.3	8.5	1.7	0.3	0.2	0.2	0.1	100.0																																																																																																																																																																																																																																																																																																																																																																																																																																																																																																																																							
3-0.M.	-	-	-	-	-	-	-	-	-	-	-	-	-	-	-	-	-	-	-	-	-	-	-	-	4-0.M.	-	-	-	-	-	-	-	-	-	-	-	-	-	-	-	-	-	-	-	-	-	-	-	-	5-M.	-	-	-	-	-	-	-	-	-	-	-	-	-	-	-	-	-	-	-	-	-	-	-	-	6-3.L.M.	-	-	-	-	-	-	-	-	-	-	-	-	-	-	-	-	-	-	-	-	-	-	-	-	7-4.M.	-	-	-	-	-	-	-	-	-	-	-	-	-	-	-	-	-	-	-	-	-	-	-	-	<b>Total.</b>	-	-	-	-	-	-	-	-	-	-	-	-	-	-	-	-	-	-	-	-	-	-	-	-	<b>Gray:</b>																									3-0.M.	-	-	-	-	-	-	-	-	-	-	-	-	-	-	-	-	-	-	-	-	-	-	-	-	4-0.M.	-	-	-	-	-	-	-	-	-	-	-	-	-	-	-	-	-	-	-	-	-	-	-	-	5-M.	-	-	-	-	-	-	-	-	-	-	-	-	-	-	-	-	-	-	-	-	-	-	-	-	6-3.L.M.	-	-	-	-	-	-	-	-	-	-	-	-	-	-	-	-	-	-	-	-	-	-	-	-	<b>Total.</b>	-	-	-	-	-	-	-	-	-	-	-	-	-	-	-	-	-	-	-	-	-	-	-	-	<b>Below Grade:</b>																									3-0.M.	-	-	-	-	-	-	-	-	-	-	-	-	-	-	-	-	-	-	-	-	-	-	-	-	4-0.M.	-	-	-	-	-	-	-	-	-	-	-	-	-	-	-	-	-	-	-	-	-	-	-	-	5-M.	-	-	-	-	-	-	-	-	-	-	-	-	-	-	-	-	-	-	-	-	-	-	-	-	6-3.L.M.	-	-	-	-	-	-	-	-	-	-	-	-	-	-	-	-	-	-	-	-	-	-	-	-	<b>Total.</b>	-	-	-	-	-	-	-	-	-	-	-	-	-	-	-	-	-	-	-	-	-	-	-	-	<b>All grades:</b>	8,499	606,098	1,415,499	1,077,128	1,798,117	871,849	1,603,652	3,352,104	3,722,522	1,346,945	267,228	46,434	31,917	26,530	10,201	15,994,702	100.0	<b>All grades:</b>	0.1	3.8	8.9	6.8	9.5	5.5	10.1	21.0	23.3	8.5	1.7	0.3	0.2	0.2	0.1	100.0																																																																																																																																																																																																																																																																																																																																																																																																																																																																																																																																																																
4-0.M.	-	-	-	-	-	-	-	-	-	-	-	-	-	-	-	-	-	-	-	-	-	-	-	-	5-M.	-	-	-	-	-	-	-	-	-	-	-	-	-	-	-	-	-	-	-	-	-	-	-	-	6-3.L.M.	-	-	-	-	-	-	-	-	-	-	-	-	-	-	-	-	-	-	-	-	-	-	-	-	7-4.M.	-	-	-	-	-	-	-	-	-	-	-	-	-	-	-	-	-	-	-	-	-	-	-	-	<b>Total.</b>	-	-	-	-	-	-	-	-	-	-	-	-	-	-	-	-	-	-	-	-	-	-	-	-	<b>Gray:</b>																									3-0.M.	-	-	-	-	-	-	-	-	-	-	-	-	-	-	-	-	-	-	-	-	-	-	-	-	4-0.M.	-	-	-	-	-	-	-	-	-	-	-	-	-	-	-	-	-	-	-	-	-	-	-	-	5-M.	-	-	-	-	-	-	-	-	-	-	-	-	-	-	-	-	-	-	-	-	-	-	-	-	6-3.L.M.	-	-	-	-	-	-	-	-	-	-	-	-	-	-	-	-	-	-	-	-	-	-	-	-	<b>Total.</b>	-	-	-	-	-	-	-	-	-	-	-	-	-	-	-	-	-	-	-	-	-	-	-	-	<b>Below Grade:</b>																									3-0.M.	-	-	-	-	-	-	-	-	-	-	-	-	-	-	-	-	-	-	-	-	-	-	-	-	4-0.M.	-	-	-	-	-	-	-	-	-	-	-	-	-	-	-	-	-	-	-	-	-	-	-	-	5-M.	-	-	-	-	-	-	-	-	-	-	-	-	-	-	-	-	-	-	-	-	-	-	-	-	6-3.L.M.	-	-	-	-	-	-	-	-	-	-	-	-	-	-	-	-	-	-	-	-	-	-	-	-	<b>Total.</b>	-	-	-	-	-	-	-	-	-	-	-	-	-	-	-	-	-	-	-	-	-	-	-	-	<b>All grades:</b>	8,499	606,098	1,415,499	1,077,128	1,798,117	871,849	1,603,652	3,352,104	3,722,522	1,346,945	267,228	46,434	31,917	26,530	10,201	15,994,702	100.0	<b>All grades:</b>	0.1	3.8	8.9	6.8	9.5	5.5	10.1	21.0	23.3	8.5	1.7	0.3	0.2	0.2	0.1	100.0																																																																																																																																																																																																																																																																																																																																																																																																																																																																																																																																																																																									
5-M.	-	-	-	-	-	-	-	-	-	-	-	-	-	-	-	-	-	-	-	-	-	-	-	-	6-3.L.M.	-	-	-	-	-	-	-	-	-	-	-	-	-	-	-	-	-	-	-	-	-	-	-	-	7-4.M.	-	-	-	-	-	-	-	-	-	-	-	-	-	-	-	-	-	-	-	-	-	-	-	-	<b>Total.</b>	-	-	-	-	-	-	-	-	-	-	-	-	-	-	-	-	-	-	-	-	-	-	-	-	<b>Gray:</b>																									3-0.M.	-	-	-	-	-	-	-	-	-	-	-	-	-	-	-	-	-	-	-	-	-	-	-	-	4-0.M.	-	-	-	-	-	-	-	-	-	-	-	-	-	-	-	-	-	-	-	-	-	-	-	-	5-M.	-	-	-	-	-	-	-	-	-	-	-	-	-	-	-	-	-	-	-	-	-	-	-	-	6-3.L.M.	-	-	-	-	-	-	-	-	-	-	-	-	-	-	-	-	-	-	-	-	-	-	-	-	<b>Total.</b>	-	-	-	-	-	-	-	-	-	-	-	-	-	-	-	-	-	-	-	-	-	-	-	-	<b>Below Grade:</b>																									3-0.M.	-	-	-	-	-	-	-	-	-	-	-	-	-	-	-	-	-	-	-	-	-	-	-	-	4-0.M.	-	-	-	-	-	-	-	-	-	-	-	-	-	-	-	-	-	-	-	-	-	-	-	-	5-M.	-	-	-	-	-	-	-	-	-	-	-	-	-	-	-	-	-	-	-	-	-	-	-	-	6-3.L.M.	-	-	-	-	-	-	-	-	-	-	-	-	-	-	-	-	-	-	-	-	-	-	-	-	<b>Total.</b>	-	-	-	-	-	-	-	-	-	-	-	-	-	-	-	-	-	-	-	-	-	-	-	-	<b>All grades:</b>	8,499	606,098	1,415,499	1,077,128	1,798,117	871,849	1,603,652	3,352,104	3,722,522	1,346,945	267,228	46,434	31,917	26,530	10,201	15,994,702	100.0	<b>All grades:</b>	0.1	3.8	8.9	6.8	9.5	5.5	10.1	21.0	23.3	8.5	1.7	0.3	0.2	0.2	0.1	100.0																																																																																																																																																																																																																																																																																																																																																																																																																																																																																																																																																																																																																		
6-3.L.M.	-	-	-	-	-	-	-	-	-	-	-	-	-	-	-	-	-	-	-	-	-	-	-	-	7-4.M.	-	-	-	-	-	-	-	-	-	-	-	-	-	-	-	-	-	-	-	-	-	-	-	-	<b>Total.</b>	-	-	-	-	-	-	-	-	-	-	-	-	-	-	-	-	-	-	-	-	-	-	-	-	<b>Gray:</b>																									3-0.M.	-	-	-	-	-	-	-	-	-	-	-	-	-	-	-	-	-	-	-	-	-	-	-	-	4-0.M.	-	-	-	-	-	-	-	-	-	-	-	-	-	-	-	-	-	-	-	-	-	-	-	-	5-M.	-	-	-	-	-	-	-	-	-	-	-	-	-	-	-	-	-	-	-	-	-	-	-	-	6-3.L.M.	-	-	-	-	-	-	-	-	-	-	-	-	-	-	-	-	-	-	-	-	-	-	-	-	<b>Total.</b>	-	-	-	-	-	-	-	-	-	-	-	-	-	-	-	-	-	-	-	-	-	-	-	-	<b>Below Grade:</b>																									3-0.M.	-	-	-	-	-	-	-	-	-	-	-	-	-	-	-	-	-	-	-	-	-	-	-	-	4-0.M.	-	-	-	-	-	-	-	-	-	-	-	-	-	-	-	-	-	-	-	-	-	-	-	-	5-M.	-	-	-	-	-	-	-	-	-	-	-	-	-	-	-	-	-	-	-	-	-	-	-	-	6-3.L.M.	-	-	-	-	-	-	-	-	-	-	-	-	-	-	-	-	-	-	-	-	-	-	-	-	<b>Total.</b>	-	-	-	-	-	-	-	-	-	-	-	-	-	-	-	-	-	-	-	-	-	-	-	-	<b>All grades:</b>	8,499	606,098	1,415,499	1,077,128	1,798,117	871,849	1,603,652	3,352,104	3,722,522	1,346,945	267,228	46,434	31,917	26,530	10,201	15,994,702	100.0	<b>All grades:</b>	0.1	3.8	8.9	6.8	9.5	5.5	10.1	21.0	23.3	8.5	1.7	0.3	0.2	0.2	0.1	100.0																																																																																																																																																																																																																																																																																																																																																																																																																																																																																																																																																																																																																																											
7-4.M.	-	-	-	-	-	-	-	-	-	-	-	-	-	-	-	-	-	-	-	-	-	-	-	-	<b>Total.</b>	-	-	-	-	-	-	-	-	-	-	-	-	-	-	-	-	-	-	-	-	-	-	-	-	<b>Gray:</b>																									3-0.M.	-	-	-	-	-	-	-	-	-	-	-	-	-	-	-	-	-	-	-	-	-	-	-	-	4-0.M.	-	-	-	-	-	-	-	-	-	-	-	-	-	-	-	-	-	-	-	-	-	-	-	-	5-M.	-	-	-	-	-	-	-	-	-	-	-	-	-	-	-	-	-	-	-	-	-	-	-	-	6-3.L.M.	-	-	-	-	-	-	-	-	-	-	-	-	-	-	-	-	-	-	-	-	-	-	-	-	<b>Total.</b>	-	-	-	-	-	-	-	-	-	-	-	-	-	-	-	-	-	-	-	-	-	-	-	-	<b>Below Grade:</b>																									3-0.M.	-	-	-	-	-	-	-	-	-	-	-	-	-	-	-	-	-	-	-	-	-	-	-	-	4-0.M.	-	-	-	-	-	-	-	-	-	-	-	-	-	-	-	-	-	-	-	-	-	-	-	-	5-M.	-	-	-	-	-	-	-	-	-	-	-	-	-	-	-	-	-	-	-	-	-	-	-	-	6-3.L.M.	-	-	-	-	-	-	-	-	-	-	-	-	-	-	-	-	-	-	-	-	-	-	-	-	<b>Total.</b>	-	-	-	-	-	-	-	-	-	-	-	-	-	-	-	-	-	-	-	-	-	-	-	-	<b>All grades:</b>	8,499	606,098	1,415,499	1,077,128	1,798,117	871,849	1,603,652	3,352,104	3,722,522	1,346,945	267,228	46,434	31,917	26,530	10,201	15,994,702	100.0	<b>All grades:</b>	0.1	3.8	8.9	6.8	9.5	5.5	10.1	21.0	23.3	8.5	1.7	0.3	0.2	0.2	0.1	100.0																																																																																																																																																																																																																																																																																																																																																																																																																																																																																																																																																																																																																																																																				
<b>Total.</b>	-	-	-	-	-	-	-	-	-	-	-	-	-	-	-	-	-	-	-	-	-	-	-	-																																																																																																																																																																																																																																																																																																																																																																																																																																																																																																																																																																																																																																																																																																																																																																																																																																																																																																																																																																																																																																												
<b>Gray:</b>																									3-0.M.	-	-	-	-	-	-	-	-	-	-	-	-	-	-	-	-	-	-	-	-	-	-	-	-	4-0.M.	-	-	-	-	-	-	-	-	-	-	-	-	-	-	-	-	-	-	-	-	-	-	-	-	5-M.	-	-	-	-	-	-	-	-	-	-	-	-	-	-	-	-	-	-	-	-	-	-	-	-	6-3.L.M.	-	-	-	-	-	-	-	-	-	-	-	-	-	-	-	-	-	-	-	-	-	-	-	-	<b>Total.</b>	-	-	-	-	-	-	-	-	-	-	-	-	-	-	-	-	-	-	-	-	-	-	-	-	<b>Below Grade:</b>																									3-0.M.	-	-	-	-	-	-	-	-	-	-	-	-	-	-	-	-	-	-	-	-	-	-	-	-	4-0.M.	-	-	-	-	-	-	-	-	-	-	-	-	-	-	-	-	-	-	-	-	-	-	-	-	5-M.	-	-	-	-	-	-	-	-	-	-	-	-	-	-	-	-	-	-	-	-	-	-	-	-	6-3.L.M.	-	-	-	-	-	-	-	-	-	-	-	-	-	-	-	-	-	-	-	-	-	-	-	-	<b>Total.</b>	-	-	-	-	-	-	-	-	-	-	-	-	-	-	-	-	-	-	-	-	-	-	-	-	<b>All grades:</b>	8,499	606,098	1,415,499	1,077,128	1,798,117	871,849	1,603,652	3,352,104	3,722,522	1,346,945	267,228	46,434	31,917	26,530	10,201	15,994,702	100.0	<b>All grades:</b>	0.1	3.8	8.9	6.8	9.5	5.5	10.1	21.0	23.3	8.5	1.7	0.3	0.2	0.2	0.1	100.0																																																																																																																																																																																																																																																																																																																																																																																																																																																																																																																																																																																																																																																																																																																						
3-0.M.	-	-	-	-	-	-	-	-	-	-	-	-	-	-	-	-	-	-	-	-	-	-	-	-	4-0.M.	-	-	-	-	-	-	-	-	-	-	-	-	-	-	-	-	-	-	-	-	-	-	-	-	5-M.	-	-	-	-	-	-	-	-	-	-	-	-	-	-	-	-	-	-	-	-	-	-	-	-	6-3.L.M.	-	-	-	-	-	-	-	-	-	-	-	-	-	-	-	-	-	-	-	-	-	-	-	-	<b>Total.</b>	-	-	-	-	-	-	-	-	-	-	-	-	-	-	-	-	-	-	-	-	-	-	-	-	<b>Below Grade:</b>																									3-0.M.	-	-	-	-	-	-	-	-	-	-	-	-	-	-	-	-	-	-	-	-	-	-	-	-	4-0.M.	-	-	-	-	-	-	-	-	-	-	-	-	-	-	-	-	-	-	-	-	-	-	-	-	5-M.	-	-	-	-	-	-	-	-	-	-	-	-	-	-	-	-	-	-	-	-	-	-	-	-	6-3.L.M.	-	-	-	-	-	-	-	-	-	-	-	-	-	-	-	-	-	-	-	-	-	-	-	-	<b>Total.</b>	-	-	-	-	-	-	-	-	-	-	-	-	-	-	-	-	-	-	-	-	-	-	-	-	<b>All grades:</b>	8,499	606,098	1,415,499	1,077,128	1,798,117	871,849	1,603,652	3,352,104	3,722,522	1,346,945	267,228	46,434	31,917	26,530	10,201	15,994,702	100.0	<b>All grades:</b>	0.1	3.8	8.9	6.8	9.5	5.5	10.1	21.0	23.3	8.5	1.7	0.3	0.2	0.2	0.1	100.0																																																																																																																																																																																																																																																																																																																																																																																																																																																																																																																																																																																																																																																																																																																																															
4-0.M.	-	-	-	-	-	-	-	-	-	-	-	-	-	-	-	-	-	-	-	-	-	-	-	-	5-M.	-	-	-	-	-	-	-	-	-	-	-	-	-	-	-	-	-	-	-	-	-	-	-	-	6-3.L.M.	-	-	-	-	-	-	-	-	-	-	-	-	-	-	-	-	-	-	-	-	-	-	-	-	<b>Total.</b>	-	-	-	-	-	-	-	-	-	-	-	-	-	-	-	-	-	-	-	-	-	-	-	-	<b>Below Grade:</b>																									3-0.M.	-	-	-	-	-	-	-	-	-	-	-	-	-	-	-	-	-	-	-	-	-	-	-	-	4-0.M.	-	-	-	-	-	-	-	-	-	-	-	-	-	-	-	-	-	-	-	-	-	-	-	-	5-M.	-	-	-	-	-	-	-	-	-	-	-	-	-	-	-	-	-	-	-	-	-	-	-	-	6-3.L.M.	-	-	-	-	-	-	-	-	-	-	-	-	-	-	-	-	-	-	-	-	-	-	-	-	<b>Total.</b>	-	-	-	-	-	-	-	-	-	-	-	-	-	-	-	-	-	-	-	-	-	-	-	-	<b>All grades:</b>	8,499	606,098	1,415,499	1,077,128	1,798,117	871,849	1,603,652	3,352,104	3,722,522	1,346,945	267,228	46,434	31,917	26,530	10,201	15,994,702	100.0	<b>All grades:</b>	0.1	3.8	8.9	6.8	9.5	5.5	10.1	21.0	23.3	8.5	1.7	0.3	0.2	0.2	0.1	100.0																																																																																																																																																																																																																																																																																																																																																																																																																																																																																																																																																																																																																																																																																																																																																																								
5-M.	-	-	-	-	-	-	-	-	-	-	-	-	-	-	-	-	-	-	-	-	-	-	-	-	6-3.L.M.	-	-	-	-	-	-	-	-	-	-	-	-	-	-	-	-	-	-	-	-	-	-	-	-	<b>Total.</b>	-	-	-	-	-	-	-	-	-	-	-	-	-	-	-	-	-	-	-	-	-	-	-	-	<b>Below Grade:</b>																									3-0.M.	-	-	-	-	-	-	-	-	-	-	-	-	-	-	-	-	-	-	-	-	-	-	-	-	4-0.M.	-	-	-	-	-	-	-	-	-	-	-	-	-	-	-	-	-	-	-	-	-	-	-	-	5-M.	-	-	-	-	-	-	-	-	-	-	-	-	-	-	-	-	-	-	-	-	-	-	-	-	6-3.L.M.	-	-	-	-	-	-	-	-	-	-	-	-	-	-	-	-	-	-	-	-	-	-	-	-	<b>Total.</b>	-	-	-	-	-	-	-	-	-	-	-	-	-	-	-	-	-	-	-	-	-	-	-	-	<b>All grades:</b>	8,499	606,098	1,415,499	1,077,128	1,798,117	871,849	1,603,652	3,352,104	3,722,522	1,346,945	267,228	46,434	31,917	26,530	10,201	15,994,702	100.0	<b>All grades:</b>	0.1	3.8	8.9	6.8	9.5	5.5	10.1	21.0	23.3	8.5	1.7	0.3	0.2	0.2	0.1	100.0																																																																																																																																																																																																																																																																																																																																																																																																																																																																																																																																																																																																																																																																																																																																																																																																	
6-3.L.M.	-	-	-	-	-	-	-	-	-	-	-	-	-	-	-	-	-	-	-	-	-	-	-	-	<b>Total.</b>	-	-	-	-	-	-	-	-	-	-	-	-	-	-	-	-	-	-	-	-	-	-	-	-	<b>Below Grade:</b>																									3-0.M.	-	-	-	-	-	-	-	-	-	-	-	-	-	-	-	-	-	-	-	-	-	-	-	-	4-0.M.	-	-	-	-	-	-	-	-	-	-	-	-	-	-	-	-	-	-	-	-	-	-	-	-	5-M.	-	-	-	-	-	-	-	-	-	-	-	-	-	-	-	-	-	-	-	-	-	-	-	-	6-3.L.M.	-	-	-	-	-	-	-	-	-	-	-	-	-	-	-	-	-	-	-	-	-	-	-	-	<b>Total.</b>	-	-	-	-	-	-	-	-	-	-	-	-	-	-	-	-	-	-	-	-	-	-	-	-	<b>All grades:</b>	8,499	606,098	1,415,499	1,077,128	1,798,117	871,849	1,603,652	3,352,104	3,722,522	1,346,945	267,228	46,434	31,917	26,530	10,201	15,994,702	100.0	<b>All grades:</b>	0.1	3.8	8.9	6.8	9.5	5.5	10.1	21.0	23.3	8.5	1.7	0.3	0.2	0.2	0.1	100.0																																																																																																																																																																																																																																																																																																																																																																																																																																																																																																																																																																																																																																																																																																																																																																																																																										
<b>Total.</b>	-	-	-	-	-	-	-	-	-	-	-	-	-	-	-	-	-	-	-	-	-	-	-	-																																																																																																																																																																																																																																																																																																																																																																																																																																																																																																																																																																																																																																																																																																																																																																																																																																																																																																																																																																																																																																												
<b>Below Grade:</b>																									3-0.M.	-	-	-	-	-	-	-	-	-	-	-	-	-	-	-	-	-	-	-	-	-	-	-	-	4-0.M.	-	-	-	-	-	-	-	-	-	-	-	-	-	-	-	-	-	-	-	-	-	-	-	-	5-M.	-	-	-	-	-	-	-	-	-	-	-	-	-	-	-	-	-	-	-	-	-	-	-	-	6-3.L.M.	-	-	-	-	-	-	-	-	-	-	-	-	-	-	-	-	-	-	-	-	-	-	-	-	<b>Total.</b>	-	-	-	-	-	-	-	-	-	-	-	-	-	-	-	-	-	-	-	-	-	-	-	-	<b>All grades:</b>	8,499	606,098	1,415,499	1,077,128	1,798,117	871,849	1,603,652	3,352,104	3,722,522	1,346,945	267,228	46,434	31,917	26,530	10,201	15,994,702	100.0	<b>All grades:</b>	0.1	3.8	8.9	6.8	9.5	5.5	10.1	21.0	23.3	8.5	1.7	0.3	0.2	0.2	0.1	100.0																																																																																																																																																																																																																																																																																																																																																																																																																																																																																																																																																																																																																																																																																																																																																																																																																																																																												
3-0.M.	-	-	-	-	-	-	-	-	-	-	-	-	-	-	-	-	-	-	-	-	-	-	-	-	4-0.M.	-	-	-	-	-	-	-	-	-	-	-	-	-	-	-	-	-	-	-	-	-	-	-	-	5-M.	-	-	-	-	-	-	-	-	-	-	-	-	-	-	-	-	-	-	-	-	-	-	-	-	6-3.L.M.	-	-	-	-	-	-	-	-	-	-	-	-	-	-	-	-	-	-	-	-	-	-	-	-	<b>Total.</b>	-	-	-	-	-	-	-	-	-	-	-	-	-	-	-	-	-	-	-	-	-	-	-	-	<b>All grades:</b>	8,499	606,098	1,415,499	1,077,128	1,798,117	871,849	1,603,652	3,352,104	3,722,522	1,346,945	267,228	46,434	31,917	26,530	10,201	15,994,702	100.0	<b>All grades:</b>	0.1	3.8	8.9	6.8	9.5	5.5	10.1	21.0	23.3	8.5	1.7	0.3	0.2	0.2	0.1	100.0																																																																																																																																																																																																																																																																																																																																																																																																																																																																																																																																																																																																																																																																																																																																																																																																																																																																																																					
4-0.M.	-	-	-	-	-	-	-	-	-	-	-	-	-	-	-	-	-	-	-	-	-	-	-	-	5-M.	-	-	-	-	-	-	-	-	-	-	-	-	-	-	-	-	-	-	-	-	-	-	-	-	6-3.L.M.	-	-	-	-	-	-	-	-	-	-	-	-	-	-	-	-	-	-	-	-	-	-	-	-	<b>Total.</b>	-	-	-	-	-	-	-	-	-	-	-	-	-	-	-	-	-	-	-	-	-	-	-	-	<b>All grades:</b>	8,499	606,098	1,415,499	1,077,128	1,798,117	871,849	1,603,652	3,352,104	3,722,522	1,346,945	267,228	46,434	31,917	26,530	10,201	15,994,702	100.0	<b>All grades:</b>	0.1	3.8	8.9	6.8	9.5	5.5	10.1	21.0	23.3	8.5	1.7	0.3	0.2	0.2	0.1	100.0																																																																																																																																																																																																																																																																																																																																																																																																																																																																																																																																																																																																																																																																																																																																																																																																																																																																																																																														
5-M.	-	-	-	-	-	-	-	-	-	-	-	-	-	-	-	-	-	-	-	-	-	-	-	-	6-3.L.M.	-	-	-	-	-	-	-	-	-	-	-	-	-	-	-	-	-	-	-	-	-	-	-	-	<b>Total.</b>	-	-	-	-	-	-	-	-	-	-	-	-	-	-	-	-	-	-	-	-	-	-	-	-	<b>All grades:</b>	8,499	606,098	1,415,499	1,077,128	1,798,117	871,849	1,603,652	3,352,104	3,722,522	1,346,945	267,228	46,434	31,917	26,530	10,201	15,994,702	100.0	<b>All grades:</b>	0.1	3.8	8.9	6.8	9.5	5.5	10.1	21.0	23.3	8.5	1.7	0.3	0.2	0.2	0.1	100.0																																																																																																																																																																																																																																																																																																																																																																																																																																																																																																																																																																																																																																																																																																																																																																																																																																																																																																																																																							
6-3.L.M.	-	-	-	-	-	-	-	-	-	-	-	-	-	-	-	-	-	-	-	-	-	-	-	-	<b>Total.</b>	-	-	-	-	-	-	-	-	-	-	-	-	-	-	-	-	-	-	-	-	-	-	-	-	<b>All grades:</b>	8,499	606,098	1,415,499	1,077,128	1,798,117	871,849	1,603,652	3,352,104	3,722,522	1,346,945	267,228	46,434	31,917	26,530	10,201	15,994,702	100.0	<b>All grades:</b>	0.1	3.8	8.9	6.8	9.5	5.5	10.1	21.0	23.3	8.5	1.7	0.3	0.2	0.2	0.1	100.0																																																																																																																																																																																																																																																																																																																																																																																																																																																																																																																																																																																																																																																																																																																																																																																																																																																																																																																																																																																
<b>Total.</b>	-	-	-	-	-	-	-	-	-	-	-	-	-	-	-	-	-	-	-	-	-	-	-	-																																																																																																																																																																																																																																																																																																																																																																																																																																																																																																																																																																																																																																																																																																																																																																																																																																																																																																																																																																																																																																												
<b>All grades:</b>	8,499	606,098	1,415,499	1,077,128	1,798,117	871,849	1,603,652	3,352,104	3,722,522	1,346,945	267,228	46,434	31,917	26,530	10,201	15,994,702	100.0																																																																																																																																																																																																																																																																																																																																																																																																																																																																																																																																																																																																																																																																																																																																																																																																																																																																																																																																																																																																																																																			
<b>All grades:</b>	0.1	3.8	8.9	6.8	9.5	5.5	10.1	21.0	23.3	8.5	1.7	0.3	0.2	0.2	0.1	100.0																																																																																																																																																																																																																																																																																																																																																																																																																																																																																																																																																																																																																																																																																																																																																																																																																																																																																																																																																																																																																																																				

As reported by the Bureau of the Census, ranging in size, linters excluded.  
 1/ Less than 0.05 percent.  
 Percentage rough preparation ..... 2.8  
 Grade index ..... 96.2  
 Average staple length ..... 32.0



Table 1.—Grade and empty length of upland cotton ginned in the United States, 1949-50 - Continued

Grade	5/8 inch		7/8		1 1/8		1 1/4		1 1/2		1 5/8		1 3/4		1 7/8		2		All lengths
	Percent	Length	Percent	Length	Percent	Length	Percent	Length	Percent	Length	Percent	Length	Percent	Length	Percent	Length	Percent	Length	
<b>Extra Whites</b>																			
3-0.M.	-	-	-	-	-	-	-	-	-	-	-	-	-	-	-	-	-	-	-
4-0.M.	-	-	-	-	-	-	-	-	-	-	-	-	-	-	-	-	-	-	-
5-0.M.	-	-	-	-	-	-	-	-	-	-	-	-	-	-	-	-	-	-	-
6-0.M.	-	-	-	-	-	-	-	-	-	-	-	-	-	-	-	-	-	-	-
7-0.M.	-	-	-	-	-	-	-	-	-	-	-	-	-	-	-	-	-	-	-
8-0.M.	-	-	-	-	-	-	-	-	-	-	-	-	-	-	-	-	-	-	-
9-0.M.	-	-	-	-	-	-	-	-	-	-	-	-	-	-	-	-	-	-	-
Total	0.1	0.1	0.1	0.1	0.1	0.1	0.1	0.1	0.1	0.1	0.1	0.1	0.1	0.1	0.1	0.1	0.1	0.1	0.1
<b>Whites</b>																			
3-0.M.	-	-	-	-	-	-	-	-	-	-	-	-	-	-	-	-	-	-	-
4-0.M.	-	-	-	-	-	-	-	-	-	-	-	-	-	-	-	-	-	-	-
5-0.M.	-	-	-	-	-	-	-	-	-	-	-	-	-	-	-	-	-	-	-
6-0.M.	-	-	-	-	-	-	-	-	-	-	-	-	-	-	-	-	-	-	-
7-0.M.	-	-	-	-	-	-	-	-	-	-	-	-	-	-	-	-	-	-	-
8-0.M.	-	-	-	-	-	-	-	-	-	-	-	-	-	-	-	-	-	-	-
9-0.M.	-	-	-	-	-	-	-	-	-	-	-	-	-	-	-	-	-	-	-
Total	20.2	25.1	44.2	64.3	74.3	81.1	74.3	72.7	70.9	66.8	49.9	60.9	50.9	35.7	34.4	28.0	24.0	21.0	18.3
<b>Spotted</b>																			
3-0.M.	0.6	0.4	0.5	0.6	0.7	0.7	0.7	0.7	0.7	0.7	0.7	0.7	0.7	0.7	0.7	0.7	0.7	0.7	0.7
4-0.M.	4.9	6.3	12.0	12.6	8.8	6.4	3.7	3.7	3.7	3.7	3.7	3.7	3.7	3.7	3.7	3.7	3.7	3.7	3.7
5-0.M.	17.1	34.8	28.0	15.8	7.5	5.5	4.4	5.1	2.7	2.7	2.7	2.7	2.7	2.7	2.7	2.7	2.7	2.7	2.7
6-0.M.	14.8	21.8	10.2	3.8	2.4	1.7	2.6	1.4	1.4	1.4	1.4	1.4	1.4	1.4	1.4	1.4	1.4	1.4	1.4
7-0.M.	5.8	3.2	1.4	0.5	1.3	0.5	1.2	0.7	0.7	0.7	0.7	0.7	0.7	0.7	0.7	0.7	0.7	0.7	0.7
Total	45.8	65.2	55.7	32.8	20.7	14.8	14.0	11.0	8.2	8.2	8.2	8.2	8.2	8.2	8.2	8.2	8.2	8.2	8.2
<b>Tinged</b>																			
3-0.M.	-	-	-	-	-	-	-	-	-	-	-	-	-	-	-	-	-	-	-
4-0.M.	0.1	0.5	0.1	0.2	0.1	0.1	0.1	0.1	0.1	0.1	0.1	0.1	0.1	0.1	0.1	0.1	0.1	0.1	0.1
5-0.M.	7.9	4.0	0.8	0.2	0.1	0.1	0.1	0.1	0.1	0.1	0.1	0.1	0.1	0.1	0.1	0.1	0.1	0.1	0.1
6-0.M.	17.8	2.8	0.8	0.1	0.1	0.1	0.1	0.1	0.1	0.1	0.1	0.1	0.1	0.1	0.1	0.1	0.1	0.1	0.1
7-0.M.	4.4	0.4	0.2	0.1	0.1	0.1	0.1	0.1	0.1	0.1	0.1	0.1	0.1	0.1	0.1	0.1	0.1	0.1	0.1
Total	29.7	7.7	1.4	0.2	0.2	0.2	0.2	0.2	0.2	0.2	0.2	0.2	0.2	0.2	0.2	0.2	0.2	0.2	0.2
<b>Yellow Stained</b>																			
3-0.M.	-	-	-	-	-	-	-	-	-	-	-	-	-	-	-	-	-	-	-
4-0.M.	-	-	-	-	-	-	-	-	-	-	-	-	-	-	-	-	-	-	-
5-0.M.	-	-	-	-	-	-	-	-	-	-	-	-	-	-	-	-	-	-	-
Total	0.4	0.4	0.4	0.4	0.4	0.4	0.4	0.4	0.4	0.4	0.4	0.4	0.4	0.4	0.4	0.4	0.4	0.4	0.4
<b>Grey</b>																			
3-0.M.	-	-	-	-	-	-	-	-	-	-	-	-	-	-	-	-	-	-	-
4-0.M.	-	-	-	-	-	-	-	-	-	-	-	-	-	-	-	-	-	-	-
5-0.M.	-	-	-	-	-	-	-	-	-	-	-	-	-	-	-	-	-	-	-
6-0.M.	-	-	-	-	-	-	-	-	-	-	-	-	-	-	-	-	-	-	-
Total	0.6	1.1	3.0	3.1	3.8	3.8	3.8	3.8	3.1	2.9	2.2	1.8	1.4	1.0	0.8	0.6	0.5	0.4	0.3
<b>Below Grade</b>																			
3-0.M.	3.2	0.4	0.5	0.4	0.1	0.5	0.4	0.4	0.4	0.4	0.4	0.4	0.4	0.4	0.4	0.4	0.4	0.4	0.4
All grades	100.0	100.0	100.0	100.0	100.0	100.0	100.0	100.0	100.0	100.0	100.0	100.0	100.0	100.0	100.0	100.0	100.0	100.0	100.0

\* Less than 0.05 percent.

Table 2—Grade and staple length of American Egyptian cotton classed by States, 1949-50

Grade	Production												Percentages									
	1-3/8		1-7/16		1-1/2		1-9/16		1-5/8		1-3/4		1-7/8		1-1/2		1-17/32		1-9/16		All lengths	
	bales	Percent	bales	Percent	bales	Percent	bales	Percent	bales	Percent	bales	Percent	bales	Percent	bales	Percent	bales	Percent	bales	Percent	bales	Percent
1-1/8	-	-	7	119	1-1/8	14	1,468	14	1,476	-	-	-	-	-	-	-	-	-	-	-	-	-
2-1/8	-	-	10	160	1-7/16	5	75	2	30	-	-	-	-	-	-	-	-	-	-	-	-	-
3-1/8	-	-	16	257	1-1/2	7	105	5	70	-	-	-	-	-	-	-	-	-	-	-	-	-
4-1/8	-	-	55	855	1-5/8	-	-	-	-	-	-	-	-	-	-	-	-	-	-	-	-	-
5-1/8	-	-	32	512	1-3/4	-	-	-	-	-	-	-	-	-	-	-	-	-	-	-	-	-
6-1/8	-	-	113	1,797	1-17/32	-	-	-	-	-	-	-	-	-	-	-	-	-	-	-	-	-
7-1/8	-	-	26	416	1-15/32	-	-	-	-	-	-	-	-	-	-	-	-	-	-	-	-	-
8-1/8	-	-	20	320	1-11/32	-	-	-	-	-	-	-	-	-	-	-	-	-	-	-	-	-
9 and lower	-	-	1	16	shorter	-	-	-	-	-	-	-	-	-	-	-	-	-	-	-	-	-
All grades	-	-	9	201	1-1/8	14	1,476	14	1,476	-	-	-	-	-	-	-	-	-	-	-	-	-
ARIZONA																						
1-1/8	-	-	33	1,006	1-1/8	162	1,221	162	1,221	-	-	-	-	-	-	-	-	-	-	-	-	-
2-1/8	-	-	45	708	1-7/16	3	45	3	45	-	-	-	-	-	-	-	-	-	-	-	-	-
3-1/8	-	-	25	375	1-1/2	-	-	-	-	-	-	-	-	-	-	-	-	-	-	-	-	-
4-1/8	-	-	29	435	1-5/8	-	-	-	-	-	-	-	-	-	-	-	-	-	-	-	-	-
5-1/8	-	-	13	195	1-3/4	-	-	-	-	-	-	-	-	-	-	-	-	-	-	-	-	-
6-1/8	-	-	5	75	1-17/32	-	-	-	-	-	-	-	-	-	-	-	-	-	-	-	-	-
7-1/8	-	-	1	15	1-15/32	-	-	-	-	-	-	-	-	-	-	-	-	-	-	-	-	-
8-1/8	-	-	3	45	1-11/32	-	-	-	-	-	-	-	-	-	-	-	-	-	-	-	-	-
9 and lower	-	-	5	75	shorter	-	-	-	-	-	-	-	-	-	-	-	-	-	-	-	-	-
All grades	-	-	7	241	1-1/8	164	1,221	164	1,221	-	-	-	-	-	-	-	-	-	-	-	-	-
TEXAS																						
1-1/8	-	-	33	1,006	1-1/8	162	1,221	162	1,221	-	-	-	-	-	-	-	-	-	-	-	-	-
2-1/8	-	-	45	708	1-7/16	3	45	3	45	-	-	-	-	-	-	-	-	-	-	-	-	-
3-1/8	-	-	25	375	1-1/2	-	-	-	-	-	-	-	-	-	-	-	-	-	-	-	-	-
4-1/8	-	-	29	435	1-5/8	-	-	-	-	-	-	-	-	-	-	-	-	-	-	-	-	-
5-1/8	-	-	13	195	1-3/4	-	-	-	-	-	-	-	-	-	-	-	-	-	-	-	-	-
6-1/8	-	-	5	75	1-17/32	-	-	-	-	-	-	-	-	-	-	-	-	-	-	-	-	-
7-1/8	-	-	1	15	1-15/32	-	-	-	-	-	-	-	-	-	-	-	-	-	-	-	-	-
8-1/8	-	-	3	45	1-11/32	-	-	-	-	-	-	-	-	-	-	-	-	-	-	-	-	-
9 and lower	-	-	5	75	shorter	-	-	-	-	-	-	-	-	-	-	-	-	-	-	-	-	-
All grades	-	-	7	241	1-1/8	164	1,221	164	1,221	-	-	-	-	-	-	-	-	-	-	-	-	-
UNITED STATES																						
1-1/8	-	-	40	1,115	1-1/8	164	1,221	164	1,221	-	-	-	-	-	-	-	-	-	-	-	-	-
2-1/8	-	-	84	928	1-7/16	34	498	34	498	-	-	-	-	-	-	-	-	-	-	-	-	-
3-1/8	-	-	100	690	1-1/2	10	140	10	140	-	-	-	-	-	-	-	-	-	-	-	-	-
4-1/8	-	-	70	840	1-5/8	-	-	-	-	-	-	-	-	-	-	-	-	-	-	-	-	-
5-1/8	-	-	61	732	1-3/4	-	-	-	-	-	-	-	-	-	-	-	-	-	-	-	-	-
6-1/8	-	-	35	420	1-17/32	-	-	-	-	-	-	-	-	-	-	-	-	-	-	-	-	-
7-1/8	-	-	13	156	1-15/32	-	-	-	-	-	-	-	-	-	-	-	-	-	-	-	-	-
8-1/8	-	-	7	84	1-11/32	-	-	-	-	-	-	-	-	-	-	-	-	-	-	-	-	-
9 and lower	-	-	10	120	shorter	-	-	-	-	-	-	-	-	-	-	-	-	-	-	-	-	-
All grades	-	-	16	1,221	1-1/8	164	1,221	164	1,221	-	-	-	-	-	-	-	-	-	-	-	-	-

1/ As reported by the Bureau of the Census, rounding balles.

Table 3.--Grade and staple length of upland cotton ginned in the United States, during specified periods, 1948-50

Grade and staple length	Prior to	September	October	November	After	Total	Prior to	September	October	November	After	Total
	Sept. 1	September	October	November	Nov. 30	Crop	Sept. 1	September	October	November	Nov. 30	Crop
Grades	Bales	Bales	Bales	Bales	Bales	Bales	Percent	Percent	Percent	Percent	Percent	Percent
<b>Extra Whites</b>												
3-0.M.	58	7,295	28,198	1,687	514	29,652	*	0.2	0.5	*	*	0.2
4-0.M.	4,525	81,770	272,728	64,896	2,561	428,500	0.4	2.0	6.4	1.5	0.1	2.7
5-M.	5,835	99,580	320,586	329,584	44,739	800,323	.5	2.6	7.6	7.6	2.3	8.0
6-0.L.M.	172	16,508	80,824	259,188	161,472	518,144	*	.4	1.9	5.8	8.4	5.3
7-L.M.	2	688	9,415	49,282	89,977	129,224	*	*	.2	1.1	3.6	.8
8-0.O.	-	43	582	4,330	28,892	33,847	-	*	*	.1	1.5	.2
9-0.O.	-	5	18	454	11,694	12,861	-	*	*	*	.6	.1
Total	10,692	206,667	704,252	709,341	519,689	1,848,721	.9	5.1	16.6	16.0	16.5	12.3
<b>Whites</b>												
1-M.F.	-	85	75	-	-	140	-	-	-	-	-	-
2-0.M.	-	-	75	-	-	-	-	-	-	-	-	-
3-0.M.	5,772	12,981	1,468	98	6	20,068	.5	.5	*	*	*	.1
4-0.M.	124,795	300,894	87,204	3,894	492	607,069	10.0	7.4	1.5	.1	*	3.1
5-M.	585,935	1,924,792	749,059	141,507	12,506	5,338,979	54.8	47.4	17.7	2.2	.6	22.1
6-0.L.M.	277,994	1,205,899	1,479,126	1,271,811	219,138	4,795,079	26.2	29.7	29.9	28.6	11.3	29.8
7-L.M.	87,549	187,240	399,312	707,328	382,952	1,654,181	4.6	4.6	9.4	16.0	14.8	10.3
8-0.O.	5,006	12,823	39,232	122,316	81,197	260,266	.4	.3	.9	2.6	4.2	1.6
9-0.O.	194	787	1,949	8,324	15,522	24,946	*	*	*	.2	.7	.2
Total	1,204,147	3,442,661	2,936,243	2,265,465	809,607	10,647,311	96.5	89.7	69.4	50.8	31.6	66.9
<b>Spotted</b>												
3-0.M.	3,972	14,927	19,698	14,454	2,687	54,808	.5	.4	.4	.5	.1	.5
4-0.M.	22,701	154,777	299,095	281,882	71,722	809,247	1.8	3.3	7.1	6.4	8.7	6.1
5-M.	8,232	47,637	195,859	732,111	363,247	1,532,782	.4	1.2	4.8	16.5	18.4	8.4
6-0.L.M.	888	2,341	18,142	189,398	305,400	474,667	.1	.1	.4	3.4	15.7	3.0
7-L.M.	62	322	1,184	23,126	87,249	111,945	*	*	*	.5	4.6	.7
Total	32,465	202,204	527,764	1,201,969	819,065	2,785,437	2.6	6.0	12.5	27.1	42.4	17.6
<b>Tinged</b>												
3-0.M.	12	-	34	200	124	370	*	-	*	*	*	*
4-0.M.	-	7	184	2,956	4,288	7,435	-	*	*	.1	.2	*
5-M.	-	20	143	7,819	33,831	41,813	-	*	*	.2	1.7	.3
6-0.L.M.	-	95	52	2,819	26,169	29,016	-	*	*	*	1.4	.2
7-L.M.	-	49	12	841	17,589	18,191	-	*	*	*	.9	.1
Total	12	170	425	14,165	81,955	94,715	*	*	*	.5	4.2	.6
<b>Stained</b>												
3-0.M.	-	-	-	-	-	-	-	-	-	-	-	-
4-0.M.	-	-	-	12	50	62	-	-	-	-	-	*
5-M.	-	-	-	-	251	251	-	-	-	-	-	*
Total	-	-	-	12	281	293	-	-	-	-	-	*
<b>Greys</b>												
3-0.M.	-	36	812	766	497	2,181	-	*	*	*	*	*
4-0.M.	93	957	18,064	53,301	12,980	86,065	*	*	.4	1.2	.7	.5
5-M.	189	6,188	42,830	178,466	89,976	287,946	*	.2	1.0	4.1	5.1	1.9
6-0.L.M.	32	412	2,321	16,081	11,094	31,930	*	*	.1	.4	.6	.2
Total	514	7,690	64,047	288,704	84,527	407,182	*	.2	1.5	5.7	4.4	2.6
Below Grade	56	352	644	2,446	16,546	20,148	*	*	*	.1	.9	.1
All grades	1,247,676	4,068,834	4,232,475	4,454,079	1,931,738	17,904,702	100.0	100.0	100.0	100.0	100.0	100.0
Grade index	98.0	97.7	96.5	91.8	87.2	94.2	-	-	-	-	-	-
<b>Staple length (inches)</b>												
1 1/8 and shorter	703	14,096	37,683	232,797	329,667	614,836	.1	.4	.9	5.3	17.0	3.9
7/8	7,114	90,609	242,348	641,829	432,899	1,416,469	.6	2.2	5.7	14.5	22.4	8.9
29/32	31,842	172,126	272,621	440,620	160,210	1,077,189	2.6	4.2	6.4	9.9	8.5	6.8
16/8	109,433	409,171	409,864	419,037	186,622	1,604,117	8.8	10.1	9.5	9.4	8.6	9.5
31/32	138,066	235,298	300,629	191,868	61,090	971,946	10.8	7.0	4.7	4.3	3.2	5.6
1	242,946	415,790	367,654	369,892	207,460	1,603,632	19.6	10.2	8.7	6.8	10.7	10.1
1-1/32	400,037	827,224	917,715	834,661	372,477	3,552,104	32.0	20.4	21.7	18.8	19.3	21.1
1-1/16	380,606	1,172,368	1,154,240	947,012	169,300	3,725,822	22.6	29.9	27.5	21.6	8.2	23.2
1-3/32	35,085	814,340	487,696	233,762	34,974	1,546,946	9.9	12.7	13.1	6.6	1.8	8.5
1-1/8	5,206	109,056	111,949	87,355	5,723	267,228	.3	2.7	2.6	.8	.3	1.7
1-5/32	548	22,308	11,717	9,040	3,023	46,424	*	.6	.8	.2	*	.3
1-3/16	187	8,770	16,128	12,158	726	37,917	*	.2	.4	.3	*	.2
1-7/32	136	10,438	13,766	2,404	209	26,510	*	.3	.3	.1	*	.2
1-1/4 and longer	221	8,769	6,577	1,986	728	18,251	*	.2	.2	*	*	.1
All lengths	1,247,676	4,068,834	4,232,475	4,454,079	1,931,738	17,904,702	100.0	100.0	100.0	100.0	100.0	100.0
Average staple length (32d inches)	32.6	32.6	32.6	31.8	30.1	32.0	-	-	-	-	-	-

/ As reported by the Bureau of the Census, running bales, lintere excluded.

\* Less than 0.06 percent.

Table 4.--Grade and staple length of American Egyptian cotton ginned in the United States, during specified periods, 1949-50

Grade and staple length	Ginnings					
	Prior to Sept. 1	September	October	November	After Nov. 30	Total Crop
<u>Grade</u>	<u>Bales</u>	<u>Bales</u>	<u>Bales</u>	<u>Bales</u>	<u>Bales</u>	<u>Bales</u>
1. . . . .	-	24	826	450	49	1,349
1-1/2. . . . .	-	7	311	549	179	1,046
2. . . . .	-	7	178	311	307	803
2-1/2. . . . .	-	2	72	79	171	324
3. . . . .	-	-	13	23	178	214
3-1/2. . . . .	-	-	2	9	64	75
4. . . . .	-	-	-	10	35	45
4-1/2. . . . .	-	-	-	2	11	13
5 and lower. . . . .	-	-	1	-	19	20
All grades 1/	-	40	1,403	1,433	1,013	3,889
<u>Staple length</u> (inches)						
1-9/32 and shorter . . . . .	-	-	-	-	-	-
1-5/16 and 1-11/32 . . . . .	-	-	-	-	-	-
1-3/8 and 1-13/32 . . . . .	-	-	1	-	15	16
1-7/16 and 1-15/32 . . . . .	-	12	26	127	267	432
1-1/2 and 1-17/32 . . . . .	-	28	1,269	1,209	727	3,233
1-9/16 and longer . . . . .	-	-	107	97	4	208
All lengths 1/	-	40	1,403	1,433	1,013	3,889
<u>Grade</u>	<u>Percent</u>	<u>Percent</u>	<u>Percent</u>	<u>Percent</u>	<u>Percent</u>	<u>Percent</u>
1. . . . .	-	60.0	58.9	31.4	4.8	34.8
1-1/2. . . . .	-	17.5	22.2	38.4	17.7	26.9
2. . . . .	-	17.5	12.7	21.7	30.2	20.6
2-1/2. . . . .	-	5.0	5.1	5.5	16.9	8.3
3. . . . .	-	-	.9	1.6	17.6	5.5
3-1/2. . . . .	-	-	.1	.6	6.3	1.9
4. . . . .	-	-	-	.7	3.5	1.2
4-1/2. . . . .	-	-	-	.1	1.1	.3
5 and lower. . . . .	-	-	.1	-	1.9	.5
All grades	-	100.0	100.0	100.0	100.0	100.0
<u>Staple length</u> (inches)						
1-9/32 and shorter . . . . .	-	-	-	-	-	-
1-5/16 and 1-11/32 . . . . .	-	-	-	-	-	-
1-3/8 and 1-13/32 . . . . .	-	-	0.1	-	1.5	0.4
1-7/16 and 1-15/32 . . . . .	-	30.0	1.9	8.9	26.4	11.1
1-1/2 and 1-17/32 . . . . .	-	70.0	90.4	84.3	71.7	83.2
1-9/16 and longer . . . . .	-	-	7.6	6.8	.4	5.3
All lengths	-	100.0	100.0	100.0	100.0	100.0

1/ As reported by the Bureau of the Census, running bales.











Table 7.--Grade index and average staple length of upland cotton ginned in the United States, by States, crops of 1944-49

State	Grade index <sup>1/</sup>					Average staple length <sup>2/</sup>						
	1944	1945	1946	1947	1948	1949	1944	1945	1946	1947	1948	1949
Alabama . . . . .	95.9	96.5	96.1	96.7	95.4	95.7	32d inches	32d inches	32d inches	32d inches	32d inches	32d inches
Arizona . . . . .	92.8	94.4	92.1	93.9	97.9	95.9	33.2	32.6	32.6	32.2	32.9	32.9
Arkansas . . . . .	94.9	89.0	93.0	96.3	93.4	91.4	32.6	32.7	33.3	32.3	33.1	33.2
California . . . . .	91.4	94.4	97.3	101.2	99.0	96.5	33.3	33.5	33.5	33.7	33.4	34.0
Florida . . . . .	93.3	94.5	97.6	96.1	95.4	93.2	33.0	32.5	32.8	32.5	33.0	33.3
Georgia . . . . .	95.2	92.9	95.5	96.3	95.3	94.0	31.8	32.1	32.2	32.3	32.5	32.8
Louisiana . . . . .	95.8	94.5	95.8	96.7	96.3	95.3	32.4	33.5	33.4	33.1	33.5	33.8
Mississippi . . . . .	95.9	92.9	96.6	98.6	95.4	96.0	33.7	33.8	34.2	33.3	34.0	34.3
Missouri . . . . .	93.0	83.5	89.5	93.1	90.8	91.4	33.4	32.7	33.4	33.3	33.6	33.6
New Mexico . . . . .	95.6	96.9	98.3	98.9	100.0	95.1	34.2	34.4	34.5	34.2	35.0	34.0
North Carolina . . . . .	86.7	90.1	93.2	89.3	92.4	92.0	32.7	32.5	33.2	32.3	33.1	33.0
Oklahoma . . . . .	87.8	86.8	90.3	93.9	95.4	93.1	29.5	28.9	29.3	28.7	29.1	29.5
South Carolina . . . . .	90.8	88.9	94.9	94.5	93.5	92.1	32.9	32.3	33.1	32.9	33.1	32.7
Tennessee . . . . .	95.6	88.6	94.0	96.7	94.7	94.8	32.8	32.2	32.9	32.7	32.5	33.3
Texas . . . . .	92.0	92.1	94.6	97.0	97.6	93.8	29.3	30.3	30.5	29.5	29.8	30.0
Virginia . . . . .	88.7	92.5	93.8	91.1	92.4	91.1	32.7	32.5	32.6	32.7	33.4	33.2
All other <sup>3/</sup> . . . . .	96.0	85.5	87.3	91.3	88.8	91.8	32.6	32.7	32.7	32.6	33.3	33.5
United States . . . . .	93.4	91.8	94.5	96.9	95.7	94.2	31.9	32.2	32.6	31.7	32.4	32.0

<sup>1/</sup> Computed by weighting the quantity in each grade by the 1937-39 average price per pound for such grade of 15/16 inch staple.

Converted to an index on basis Middling White equals 100.

<sup>2/</sup> Averages calculated on numerical equivalents of the staple-length designations (for example, 29/32" = 29).

<sup>3/</sup> Includes Illinois and Kentucky.

Table 8.--Preparation of upland cotton ginned in the United States, during specified periods, by States, 1940-50

Ginning period	Shorter than 1-1/8 inches				1-1/8 inches and longer				All lengths			
	Normal	Rough	On out	Total	B	C	On out	Total	Normal and B	Rough and C	On out	Total 1/2
	Miles	Miles	Miles	Miles	Miles	Miles	Miles	Miles	Miles	Miles	Miles	Miles
<b>ALABAMA</b>												
Prior to Sept. 1 . . .	31,002	13,633	1,327	46,962	40	50	-	70	31,042	13,663	1,327	46,032
During September . . .	290,991	82,707	2,813	376,511	2,653	327	65	3,045	298,864	83,034	2,868	384,766
During October . . .	322,240	9,800	379	332,419	1,812	42	-	1,854	324,061	9,851	379	334,291
During November . . .	107,016	1,027	-	108,043	539	12	-	551	107,556	1,039	-	108,594
After Nov. 30 . . .	14,535	80	10	14,625	138	-	-	138	14,670	80	10	14,750
All periods . . .	705,795	77,226	4,229	847,240	5,189	411	65	5,665	770,982	77,637	4,294	852,913
<b>ARIZONA</b>												
Prior to Sept. 1 . . .	10,321	98	-	10,419	40	-	-	40	10,361	98	-	10,459
During September . . .	84,873	1,733	14	86,620	289	-	-	289	85,142	1,733	14	86,889
During October . . .	117,238	2,072	25	119,335	1,066	1	-	1,067	118,233	2,073	25	120,331
During November . . .	154,344	3,372	57	157,773	1,080	-	-	1,080	155,404	3,372	57	158,833
After Nov. 30 . . .	196,349	5,026	30	201,405	856	8	-	864	197,507	5,034	30	202,571
All periods . . .	653,725	10,681	126	664,532	2,982	9	-	2,991	658,707	10,690	126	669,523
<b>ARKANSAS</b>												
Prior to Sept. 1 . . .	8,947	874	29	9,850	348	122	-	371	8,196	996	29	7,221
During September . . .	874,682	5,812	277	880,771	16,050	1,425	10	17,485	870,712	9,937	287	600,936
During October . . .	301,931	5,894	507	308,332	3,468	63	-	3,531	305,389	5,907	507	311,803
During November . . .	506,796	4,097	86	511,979	3,112	57	-	3,169	511,906	4,154	86	516,146
After Nov. 30 . . .	89,236	1,317	236	90,789	623	23	10	656	89,989	1,340	236	91,565
All periods . . .	1,560,592	20,894	1,185	1,562,671	23,598	1,600	22	25,214	1,554,094	22,394	1,207	1,607,695
<b>CALIFORNIA</b>												
Prior to Sept. 1 . . .	-	-	-	-	-	-	-	-	-	-	-	-
During September . . .	85,927	456	-	86,383	1,088	37	-	1,125	87,015	475	-	87,490
During October . . .	428,740	3,507	31	432,278	5,569	76	-	5,645	434,109	3,563	31	437,723
During November . . .	46,067	4,872	10	50,949	1,986	16	-	2,011	48,952	4,888	10	53,850
After Nov. 30 . . .	253,987	1,854	98	256,939	383	-	-	383	254,370	1,854	98	256,622
All periods . . .	1,264,711	10,589	137	1,275,437	8,856	129	-	9,044	1,273,546	10,406	137	1,284,121
<b>FLORIDA</b>												
Prior to Sept. 1 . . .	2,169	1,799	171	4,139	-	12	-	12	2,169	1,811	171	4,151
During September . . .	3,460	892	84	4,436	27	-	-	27	3,477	892	84	4,453
During October . . .	842	83	-	925	20	-	-	20	862	83	-	945
During November . . .	59	-	-	59	-	-	-	-	59	-	-	59
After Nov. 30 . . .	4	-	-	4	-	-	-	-	4	-	-	4
All periods . . .	6,924	2,774	255	9,953	47	12	-	59	6,871	2,786	255	9,912
<b>GEORGIA</b>												
Prior to Sept. 1 . . .	89,876	16,970	2,117	87,763	17	15	-	32	88,893	16,985	2,117	87,995
During September . . .	193,112	10,124	1,000	204,236	191	-	-	191	193,505	10,124	1,000	204,629
During October . . .	193,067	8,242	639	201,948	220	-	-	220	193,287	8,242	639	202,168
During November . . .	86,914	2,660	127	89,691	-	-	-	-	86,914	2,660	127	89,691
After Nov. 30 . . .	28,106	608	41	28,749	-	-	-	-	28,106	608	41	28,749
All periods . . .	589,874	38,589	3,924	612,387	428	15	-	443	579,502	38,604	3,924	612,850
<b>ILLINOIS</b>												
Prior to Sept. 1 . . .	-	-	-	-	-	-	-	-	-	-	-	-
During September . . .	293	34	-	327	-	-	-	-	293	34	-	327
During October . . .	789	8	-	797	-	-	-	-	789	8	-	797
During November . . .	921	-	-	921	-	-	-	-	921	-	-	921
After Nov. 30 . . .	319	-	-	319	-	-	-	-	319	-	-	319
All periods . . .	2,292	42	-	2,334	-	-	-	-	2,292	42	-	2,334
<b>KENTUCKY</b>												
Prior to Sept. 1 . . .	-	-	-	-	-	-	-	-	-	-	-	-
During September . . .	1,798	72	-	1,870	-	-	-	-	1,798	72	-	1,870
During October . . .	2,707	6	-	2,713	-	-	-	-	2,707	6	-	2,713
During November . . .	3,346	32	5	3,383	-	-	-	-	3,346	32	5	3,383
After Nov. 30 . . .	1,423	35	-	1,458	-	-	-	-	1,423	35	-	1,458
All periods . . .	9,270	145	5	9,420	-	-	-	-	9,270	145	5	9,420
<b>LOUISIANA</b>												
Prior to Sept. 1 . . .	54,727	8,326	363	63,416	13	-	-	13	54,740	8,326	363	63,429
During September . . .	250,404	20,068	942	271,374	13,331	320	-	13,651	263,738	20,348	942	285,028
During October . . .	140,074	4,450	90	144,594	2,172	72	-	2,244	142,346	4,502	90	146,938
During November . . .	117,409	789	-	118,198	293	-	-	293	117,702	789	-	118,491
After Nov. 30 . . .	39,707	355	-	39,942	21	-	-	21	39,728	355	-	39,953
All periods . . .	682,321	33,678	1,596	717,594	15,630	392	-	16,022	698,181	34,070	1,596	716,847

See footnote at end of table.



Table 9.--Tenderability of upland cotton ginned, by States, 1949-50

State	Tenderable 1/		Untenderable		Total crop 2/	
	Bales	Pct.	Bales	Pct.	Bales	Pct.
Alabama	734,618	86.1	118,285	13.9	852,903	100.0
Arizona	215,413	39.3	332,310	60.7	547,723	100.0
Arkansas	1,215,613	75.6	392,072	24.4	1,607,685	100.0
California	748,647	58.3	535,534	41.7	1,284,181	100.0
Florida	5,602	60.2	3,710	39.8	9,312	100.0
Georgia	509,898	83.2	102,932	16.8	612,830	100.0
Illinois	1,373	58.8	961	41.2	2,334	100.0
Kentucky	6,488	68.9	2,932	31.1	9,420	100.0
Louisiana	566,365	89.4	67,251	10.6	633,616	100.0
Mississippi	1,330,778	91.1	129,284	8.9	1,460,062	100.0
Missouri	329,862	69.0	147,918	31.0	477,780	100.0
New Mexico	128,384	48.7	135,222	51.3	263,606	1100.0
North Carolina	416,489	84.7	75,281	15.3	491,770	100.0
Oklahoma	240,160	40.9	347,411	59.1	587,571	100.0
South Carolina	495,826	87.7	69,840	12.3	565,666	100.0
Tennessee	541,952	87.1	80,546	12.9	622,498	100.0
Texas	4,111,941	70.2	1,746,077	29.8	5,858,018	100.0
Virginia	13,319	75.1	4,408	24.9	17,727	100.0
All States	11,612,728	73.0	4,291,974	27.0	15,904,702	100.0

1/ Tenderable in settlement of futures contracts.

2/ As reported by the Bureau of the Census, running bales, linters excluded.

Table 10.--Tenderability of upland cotton ginned in the United States, 1932-49

Year	Tenderable 1/		Untenderable		Total crop 2/	
	Bales	Pct.	Bales	Pct.	Bales	Pct.
1932	11,489,100	90.5	1,212,200	9.5	12,701,300	100.0
1933	11,782,800	93.1	871,500	6.9	12,654,300	100.0
1934	8,518,700	90.1	939,300	9.9	9,458,000	100.0
1935	8,333,900	80.1	2,068,800	19.9	10,402,700	100.0
1936	10,539,700	86.9	1,584,100	13.1	12,123,800	100.0
1937	15,050,900	82.5	3,186,200	17.5	18,237,100	100.0
1938	10,896,918	94.0	701,500	6.0	11,598,418	100.0
1939	10,565,313	92.3	886,969	7.7	11,452,282	100.0
1940	9,988,632	81.5	2,272,072	18.5	12,260,704	100.0
1941	8,064,816	77.3	2,368,640	22.7	10,433,456	100.0
1942	9,681,879	78.3	2,681,428	21.7	12,363,307	100.0
1943	8,933,451	80.7	2,135,082	19.3	11,068,533	100.0
1944	8,845,658	74.8	2,985,084	25.2	11,830,742	100.0
1945	6,256,298	71.0	2,553,087	29.0	8,809,385	100.0
1946	6,527,089	76.7	1,987,803	23.3	8,514,892	100.0
1947	9,197,081	79.6	2,358,849	20.4	11,555,930	100.0
1948	11,719,213	80.4	2,857,601	19.6	14,576,814	100.0
1949	11,612,728	73.0	4,291,974	27.0	15,904,702	100.0

1/ Tenderable in settlement of futures contracts.

2/ As reported by the Bureau of the Census, running bales, linters excluded; number of bales for 1932-37 are rounded figures.

Table 11. — Grade and staple length of upland cotton ginned in Alabama, 1949-50

Grade	13/16 inch and shorter	7/8		29/32		15/16		31/32		1		1-1/32		1-1/16		1-1/8		1-5/32		1-3/16		1-7/32		1-1/4		All lengths				
		Bales	Per cent	Bales	Per cent	Bales	Per cent	Bales	Per cent	Bales	Per cent	Bales	Per cent	Bales	Per cent	Bales	Per cent	Bales	Per cent	Bales	Per cent	Bales	Per cent	Bales	Per cent	Bales	Per cent	Bales	Per cent	
White:																														
1-S.F.	-	-	-	-	-	-	-	-	-	-	-	-	-	-	-	-	-	-	-	-	-	-	-	-	-	-	-	-	-	
2-S.O.M.	-	-	-	-	-	-	-	-	-	-	-	-	-	-	-	-	-	-	-	-	-	-	-	-	-	-	-	-	-	
3-O.M.	-	-	-	-	-	-	-	-	-	-	-	-	-	-	-	-	-	-	-	-	-	-	-	-	-	-	-	-	-	
4-C.M.	-	-	-	-	-	-	-	-	-	-	-	-	-	-	-	-	-	-	-	-	-	-	-	-	-	-	-	-	-	
5-M.	-	-	-	-	-	-	-	-	-	-	-	-	-	-	-	-	-	-	-	-	-	-	-	-	-	-	-	-	-	
6-S.L.M.	-	-	-	-	-	-	-	-	-	-	-	-	-	-	-	-	-	-	-	-	-	-	-	-	-	-	-	-	-	
7-L.M.	-	-	-	-	-	-	-	-	-	-	-	-	-	-	-	-	-	-	-	-	-	-	-	-	-	-	-	-	-	
8-C.O.	-	-	-	-	-	-	-	-	-	-	-	-	-	-	-	-	-	-	-	-	-	-	-	-	-	-	-	-	-	
9-O.O.	-	-	-	-	-	-	-	-	-	-	-	-	-	-	-	-	-	-	-	-	-	-	-	-	-	-	-	-	-	
Total	54	448	868	4,225	8,251	99,083	386,054	239,086	20,503	2,642	277	898	378	1,316	764,353	89.6														
Spotted:																														
3-O.M.	-	-	-	-	-	-	-	-	-	-	-	-	-	-	-	-	-	-	-	-	-	-	-	-	-	-	-	-	-	
4-C.M.	-	-	-	-	-	-	-	-	-	-	-	-	-	-	-	-	-	-	-	-	-	-	-	-	-	-	-	-	-	
5-M.	-	-	-	-	-	-	-	-	-	-	-	-	-	-	-	-	-	-	-	-	-	-	-	-	-	-	-	-	-	
6-S.L.M.	-	-	-	-	-	-	-	-	-	-	-	-	-	-	-	-	-	-	-	-	-	-	-	-	-	-	-	-	-	
7-L.M.	-	-	-	-	-	-	-	-	-	-	-	-	-	-	-	-	-	-	-	-	-	-	-	-	-	-	-	-	-	
Total	34	153	177	1,291	2,469	15,624	46,048	17,622	746	37	32	180	49	138	87,502	10.3														
Tinged:																														
3-O.M.	-	-	-	-	-	-	-	-	-	-	-	-	-	-	-	-	-	-	-	-	-	-	-	-	-	-	-	-	-	
4-C.M.	-	-	-	-	-	-	-	-	-	-	-	-	-	-	-	-	-	-	-	-	-	-	-	-	-	-	-	-	-	
5-M.	-	-	-	-	-	-	-	-	-	-	-	-	-	-	-	-	-	-	-	-	-	-	-	-	-	-	-	-	-	
6-S.L.M.	-	-	-	-	-	-	-	-	-	-	-	-	-	-	-	-	-	-	-	-	-	-	-	-	-	-	-	-	-	
7-L.M.	-	-	-	-	-	-	-	-	-	-	-	-	-	-	-	-	-	-	-	-	-	-	-	-	-	-	-	-	-	
Total	-	-	-	-	-	-	-	-	-	-	-	-	-	-	-	-	-	-	-	-	-	-	-	-	-	-	-	-		
Yellow Stained:																														
3-O.M.	-	-	-	-	-	-	-	-	-	-	-	-	-	-	-	-	-	-	-	-	-	-	-	-	-	-	-	-	-	
4-C.M.	-	-	-	-	-	-	-	-	-	-	-	-	-	-	-	-	-	-	-	-	-	-	-	-	-	-	-	-	-	
5-M.	-	-	-	-	-	-	-	-	-	-	-	-	-	-	-	-	-	-	-	-	-	-	-	-	-	-	-	-	-	
6-S.L.M.	-	-	-	-	-	-	-	-	-	-	-	-	-	-	-	-	-	-	-	-	-	-	-	-	-	-	-	-	-	
7-L.M.	-	-	-	-	-	-	-	-	-	-	-	-	-	-	-	-	-	-	-	-	-	-	-	-	-	-	-	-	-	
Total	-	-	-	-	-	-	-	-	-	-	-	-	-	-	-	-	-	-	-	-	-	-	-	-	-	-	-	-	-	
Gray:																														
3-O.M.	-	-	-	-	-	-	-	-	-	-	-	-	-	-	-	-	-	-	-	-	-	-	-	-	-	-	-	-	-	
4-C.M.	-	-	-	-	-	-	-	-	-	-	-	-	-	-	-	-	-	-	-	-	-	-	-	-	-	-	-	-	-	
5-M.	-	-	-	-	-	-	-	-	-	-	-	-	-	-	-	-	-	-	-	-	-	-	-	-	-	-	-	-	-	
6-S.L.M.	-	-	-	-	-	-	-	-	-	-	-	-	-	-	-	-	-	-	-	-	-	-	-	-	-	-	-	-	-	
Total	-	-	-	-	-	-	-	-	-	-	-	-	-	-	-	-	-	-	-	-	-	-	-	-	-	-	-	-	-	
Below Grade	7	-	8	20	12	40	-	-	-	-	-	-	-	-	-	-	-	-	-	-	-	-	-	-	-	-	-	-	-	
All Grades	96	601	745	5,568	10,732	118,062	432,479	257,736	21,561	2,679	309	778	427	1,461	1,662,908	100.0														

Percentage rough preparation . . . 9.6  
 Grade index . . . . . 495.7  
 Average staple length . . . . . 33.2

As reported by the Bureau of the Census, running bales, linters excluded.  
 \* Less than 0.05 percent.



Table 15.—Grade and staple length of upland cotton ginned in Arkansas, 1946-60

Grade	15/16 inch and shorter		7/8 inch		29/32 inch		15/16 inch		31/32 inch		1 inch		1-1/32 inches		1-1/16 inches		1-3/32 inches		1-1/8 inches		1-5/32 inches		1-7/32 inches		1-1/4 inches and longer		All lengths		
	Bales	Percent	Bales	Percent	Bales	Percent	Bales	Percent	Bales	Percent	Bales	Percent	Bales	Percent	Bales	Percent	Bales	Percent	Bales	Percent	Bales	Percent	Bales	Percent	Bales	Percent		Bales	Percent
<b>White:</b>																													
1-M.F.	-	-	-	-	-	-	-	-	-	-	-	-	-	-	-	-	-	-	-	-	-	-	-	-	-	-	-	-	
2-S.G.M.	-	-	-	-	-	-	-	-	-	-	-	-	-	-	-	-	-	-	-	-	-	-	-	-	-	-	-	-	
3-G.N.	8	-	-	-	-	-	-	-	-	-	-	-	-	-	-	-	-	-	-	-	-	-	-	-	-	-	-	-	
4-S.M.	37	557	392	682	847	3,638	7,348	15,104	5,740	21	30	20	21	1,189	206	46	138	33,158	-	-	-	-	-	-	-	-	-	-	
5-M.	325	5,791	2,909	7,213	7,737	39,304	107,996	213,176	92,436	1,989	603	436	771	4,295	559	416	507	486,972	943	486,972	30.3	-	-	-	-	-	-	-	
6-S.L.M.	825	2,941	1,533	8,037	12,239	56,115	127,414	210,842	61,420	4,295	559	416	771	4,295	559	416	507	486,866	30.2	-	-	-	-	-	-	-	-	-	
7-L.M.	70	1,327	813	9,025	11,081	52,241	82,497	41,289	4,598	137	203	35	43	1,292	203	35	43	204,404	12.7	-	-	-	-	-	-	-	-	-	
8-S.G.O.	31	459	243	3,123	3,231	16,374	19,030	5,990	366	68	137	203	35	43	1,292	203	35	51,292	3.2	-	-	-	-	-	-	-	-	-	
9-G.O.	-	118	53	1,536	828	3,997	1,500	417	20	-	-	-	-	-	-	-	-	7,471	0.6	-	-	-	-	-	-	-	-	-	
Total	796	9,150	5,945	29,826	35,686	173,077	345,606	681,797	164,597	15,780	3,066	1,799	1,241	1,962	1,962	1,962	1,962	1,270,304	79.0	-	-	-	-	-	-	-	-	-	
<b>Spotted:</b>																													
3-G.M.	-	44	7	-	39	36	70	96	10	-	-	-	-	-	-	-	-	-	-	-	-	-	-	-	-	-	-	-	
4-S.M.	279	1,057	632	1,466	1,329	4,127	5,906	5,632	789	52	9	19	20	108	168	43	64	21,326	1.3	-	-	-	-	-	-	-	-	-	
5-M.	569	2,576	1,370	6,071	7,867	27,682	43,329	25,839	1,706	120	108	168	43	22	20	9	9	113,721	7.2	-	-	-	-	-	-	-	-	-	
6-S.L.M.	42	469	462	3,260	3,701	11,428	3,296	130	26	-	-	-	-	-	-	-	-	34,031	2.1	-	-	-	-	-	-	-	-	-	
7-L.M.	-	181	124	2,073	1,310	4,793	3,622	1,407	9	-	-	-	-	-	-	-	-	13,438	0.8	-	-	-	-	-	-	-	-	-	
Total	690	4,347	2,596	12,870	14,266	47,866	63,973	32,870	2,643	198	139	206	72	73	182,908	11.4	-	-	-	-	-	-	-	-	-	-	-	-	
<b>Tinged:</b>																													
3-G.N.	-	-	-	-	-	11	-	9	-	-	-	-	-	-	-	-	-	-	-	-	-	-	-	-	-	-	-	-	
4-S.M.	-	10	-	58	120	219	117	11	9	-	-	-	-	-	-	-	-	-	-	-	-	-	-	-	-	-	-	-	
5-M.	-	9	-	47	67	164	161	61	11	-	-	-	-	-	-	-	-	-	-	-	-	-	-	-	-	-	-	-	
6-S.L.M.	-	46	31	525	199	1,402	259	88	-	-	-	-	-	-	-	-	-	-	-	-	-	-	-	-	-	-	-	-	
Total	65	65	31	639	419	1,662	665	267	20	-	-	-	-	-	-	-	-	-	3,987	0.2	-	-	-	-	-	-	-	-	
<b>Grey:</b>																													
3-G.N.	-	-	-	44	30	77	20	10	-	-	-	-	-	-	-	-	-	-	-	-	-	-	-	-	-	-	-	-	
4-S.M.	9	47	97	673	2,839	5,944	9,980	3,959	261	-	-	-	-	-	-	-	-	-	-	-	-	-	-	-	-	-	-	-	
5-M.	20	209	303	2,304	6,678	32,507	57,617	29,403	1,196	173	155	195	46	46	46	46	46	121,891	1.4	-	-	-	-	-	-	-	-	-	
6-S.L.M.	-	40	-	47	130	538	647	71	-	-	-	-	-	-	-	-	-	-	1,453	0.1	-	-	-	-	-	-	-	-	
Total	29	296	400	3,158	9,148	39,066	67,264	24,443	1,457	173	165	195	46	99	145,929	9.1	-	-	-	-	-	-	-	-	-	-	-	-	
<b>Below Grade</b>																													
All grades	1,530	14,992	9,969	48,467	60,031	263,550	477,731	539,395	188,707	16,151	3,860	2,209	1,869	2,134	1/1,607,685	100.0	-	-	-	-	-	-	-	-	-	-	-	-	-
All grades	0.1	0.9	0.6	3.0	3.7	16.4	29.7	33.6	10.5	1.0	0.2	0.1	0.1	0.1	100.0	-	-	-	-	-	-	-	-	-	-	-	-	-	-

1/ As reported by the Bureau of the Census, running bales, linters excluded.  
 Less than 0.06 percent.

Percentage rough preparation . . . . . 2.9  
 Grade index . . . . . 92.9  
 Average staple length . . . . . 33.2





Table 15.—Grade and staple length of upland cotton ginned in Florida, 1949-50

Grade	13/16 inch and shorter		7/8 inch		29/32 inch		15/16 inch		31/32 inch		1 inch		1-1/32 inches		1-1/16 inches		1-1/8 inches		1-5/32 inches		1-7/32 inches		1-1/4 inches and longer		All lengths		
	Bales	Percent	Bales	Percent	Bales	Percent	Bales	Percent	Bales	Percent	Bales	Percent	Bales	Percent	Bales	Percent	Bales	Percent	Bales	Percent	Bales	Percent	Bales	Percent	Bales	Percent	
White:																											
1-M.F.	-	-	-	-	-	-	-	-	-	-	-	-	-	-	-	-	-	-	-	-	-	-	-	-	-	-	-
2-S.G.M.	-	-	-	-	-	-	-	-	-	-	-	-	-	-	-	-	-	-	-	-	-	-	-	-	-	-	-
3-G.M.	-	-	-	-	-	-	-	-	-	-	-	-	-	-	-	-	-	-	-	-	-	-	-	-	-	-	-
4-S.M.	-	-	-	-	-	-	-	-	-	-	-	-	-	-	-	-	-	-	-	-	-	-	-	-	-	-	-
5-M.	-	-	-	-	-	-	-	-	-	-	-	-	-	-	-	-	-	-	-	-	-	-	-	-	-	-	-
6-S.L.M.	-	-	-	-	-	-	-	-	-	-	-	-	-	-	-	-	-	-	-	-	-	-	-	-	-	-	-
7-L.M.	-	-	-	-	-	-	-	-	-	-	-	-	-	-	-	-	-	-	-	-	-	-	-	-	-	-	-
8-S.O.	-	-	-	-	-	-	-	-	-	-	-	-	-	-	-	-	-	-	-	-	-	-	-	-	-	-	-
9-O.O.	-	-	-	-	-	-	-	-	-	-	-	-	-	-	-	-	-	-	-	-	-	-	-	-	-	-	-
Total	-	-	-	-	-	-	-	-	-	-	-	-	-	-	-	-	-	-	-	-	-	-	-	-	-	-	-
Spotted:																											
3-O.M.	-	-	-	-	-	-	-	-	-	-	-	-	-	-	-	-	-	-	-	-	-	-	-	-	-	-	-
4-S.M.	-	-	-	-	-	-	-	-	-	-	-	-	-	-	-	-	-	-	-	-	-	-	-	-	-	-	-
5-M.	-	-	-	-	-	-	-	-	-	-	-	-	-	-	-	-	-	-	-	-	-	-	-	-	-	-	-
6-S.L.M.	-	-	-	-	-	-	-	-	-	-	-	-	-	-	-	-	-	-	-	-	-	-	-	-	-	-	-
7-L.M.	-	-	-	-	-	-	-	-	-	-	-	-	-	-	-	-	-	-	-	-	-	-	-	-	-	-	-
Total	-	-	-	-	-	-	-	-	-	-	-	-	-	-	-	-	-	-	-	-	-	-	-	-	-	-	-
Below Grade	-	-	-	-	-	-	-	-	-	-	-	-	-	-	-	-	-	-	-	-	-	-	-	-	-	-	-
All grades	-	-	-	-	-	-	-	-	-	-	-	-	-	-	-	-	-	-	-	-	-	-	-	-	-	-	-
All grades	-	-	-	-	-	-	-	-	-	-	-	-	-	-	-	-	-	-	-	-	-	-	-	-	-	-	-

1/ As reported by the Bureau of the Census, running bales, lintners excluded.

Percentage rough preparation. . . . . 32.7  
Grade index . . . . . 59.2  
Average staple length . . . . . 33.3

Table 16. --Grade and staple length of upland cotton ginned in Georgia, 1949-50

Grade	13/16 inch and shorter		7/8		29/32		15/16		31/32		1		1-1/32		1-1/16		1-1/8		1-5/32		1-3/16		1-7/32		1-1/4				
	Bales	Percent	Bales	Percent	Bales	Percent	Bales	Percent	Bales	Percent	Bales	Percent	Bales	Percent	Bales	Percent	Bales	Percent	Bales	Percent	Bales	Percent	Bales	Percent	Bales	Percent			
<b>White:</b>																													
1-M.F.	-	-	-	-	-	-	-	-	-	-	-	-	-	-	-	-	-	-	-	-	-	-	-	-	-	-	-		
2-S.G.N.	-	-	-	-	-	-	-	-	-	-	-	-	-	-	-	-	-	-	-	-	-	-	-	-	-	-	-		
3-G.M.	-	-	-	-	-	-	-	-	-	-	-	-	-	-	-	-	-	-	-	-	-	-	-	-	-	-	-		
4-S.M.	-	-	58	94	-	-	18	18	30	715	54	72	2,080	899	27	18	899	102	102	1,207	27	27	1,207	18	18	3,921	0.6		
5-M.	-	-	69	172	-	-	729	729	2,297	25,343	715	69,189	24,867	24,867	1,207	1,207	1,207	1,207	1,207	1,207	1,207	1,207	1,207	1,207	1,207	1,207	20.0		
6-S.L.M.	-	-	26	216	-	-	161	2,484	8,702	84,696	84,696	183,462	43,501	43,501	171	171	171	171	171	171	171	171	171	171	171	171	53.2		
7-L.M.	-	-	16	63	-	-	55	1,593	4,980	27,965	31,840	5,396	5,396	158	158	158	158	158	158	158	158	158	158	158	158	158	11.8		
8-S.G.O.	-	-	62	31	-	-	677	3,026	3,026	114	114	48	48	-	-	-	-	-	-	-	-	-	-	-	-	-	36		
9-G.O.	-	-	8	71	-	-	398	157	157	209	209	185	185	-	-	-	-	-	-	-	-	-	-	-	-	-	86.8		
<b>Total.</b>	50	539	513	5,699	17,152	141,946	287,628	74,887	3,303	185	326	10	10	326	10	10	10	10	10	10	10	10	10	10	10	10	86.8		
<b>Spotted:</b>																													
3-G.M.	-	-	10	73	-	-	12	12	408	32	70	70	70	70	156	156	156	156	156	156	156	156	156	156	156	156	122		
4-S.M.	-	-	8	22	-	-	385	385	1,270	12,117	28,891	5,661	5,661	170	170	170	170	170	170	170	170	170	170	170	170	170	23,721		
5-M.	-	-	-	-	-	-	70	70	80	1,514	3,201	1,629	1,629	-	-	-	-	-	-	-	-	-	-	-	-	-	1,617		
6-S.L.M.	-	-	-	-	-	-	32	32	27	143	143	143	143	-	-	-	-	-	-	-	-	-	-	-	-	-	5,302		
7-L.M.	-	-	18	38	-	-	572	1,785	18,564	46,589	10,121	326	326	10	10	10	10	10	10	10	10	10	10	10	10	10	77,971		
<b>Total.</b>	-	-	18	38	-	-	572	1,785	18,564	46,589	10,121	326	10	10	10	10	10	10	10	10	10	10	10	10	10	10	12.8		
<b>Tinged:</b>																													
3-G.M.	-	-	-	-	-	-	-	-	-	-	-	-	-	-	-	-	-	-	-	-	-	-	-	-	-	-	-		
4-S.M.	-	-	-	-	-	-	-	-	-	-	-	-	-	-	-	-	-	-	-	-	-	-	-	-	-	-	-		
5-M.	-	-	-	-	-	-	-	-	-	-	-	-	-	-	-	-	-	-	-	-	-	-	-	-	-	-	-		
6-S.L.M.	-	-	-	-	-	-	-	-	-	-	-	-	-	-	-	-	-	-	-	-	-	-	-	-	-	-	-		
7-L.M.	-	-	-	-	-	-	-	-	-	-	-	-	-	-	-	-	-	-	-	-	-	-	-	-	-	-	-		
<b>Total.</b>	-	-	-	-	-	-	-	-	-	-	-	-	-	-	-	-	-	-	-	-	-	-	-	-	-	-	-		
<b>Yellow Stained:</b>																													
3-G.M.	-	-	-	-	-	-	-	-	-	-	-	-	-	-	-	-	-	-	-	-	-	-	-	-	-	-	-		
4-S.M.	-	-	-	-	-	-	-	-	-	-	-	-	-	-	-	-	-	-	-	-	-	-	-	-	-	-	-		
5-M.	-	-	-	-	-	-	-	-	-	-	-	-	-	-	-	-	-	-	-	-	-	-	-	-	-	-	-		
6-S.L.M.	-	-	-	-	-	-	-	-	-	-	-	-	-	-	-	-	-	-	-	-	-	-	-	-	-	-	-		
7-L.M.	-	-	-	-	-	-	-	-	-	-	-	-	-	-	-	-	-	-	-	-	-	-	-	-	-	-	-		
<b>Total.</b>	-	-	-	-	-	-	-	-	-	-	-	-	-	-	-	-	-	-	-	-	-	-	-	-	-	-	-		
<b>Gray:</b>																													
3-G.M.	-	-	-	-	-	-	-	-	-	-	-	-	-	-	-	-	-	-	-	-	-	-	-	-	-	-	-		
4-S.M.	-	-	-	-	-	-	-	-	-	-	-	-	-	-	-	-	-	-	-	-	-	-	-	-	-	-	-		
5-M.	-	-	-	-	-	-	-	-	-	-	-	-	-	-	-	-	-	-	-	-	-	-	-	-	-	-	-		
6-S.L.M.	-	-	-	-	-	-	-	-	-	-	-	-	-	-	-	-	-	-	-	-	-	-	-	-	-	-	-		
<b>Total.</b>	-	-	-	-	-	-	-	-	-	-	-	-	-	-	-	-	-	-	-	-	-	-	-	-	-	-	-		
<b>Below Grade</b>	26	56	-	16	-	16	8	-	-	-	-	-	-	-	-	-	-	-	-	-	-	-	-	-	-	-	122		
<b>All grades</b>	76	613	551	6,287	19,032	161,687	335,275	85,227	3,639	195	3,639	195	195	3,639	195	195	195	195	195	195	195	195	195	195	195	195	248 1/2	612,890	100.0
<b>All grades</b>	0.1	0.1	0.1	1.0	3.1	26.4	54.8	13.9	0.6	0.6	0.6	0.6	0.6	0.6	0.6	0.6	0.6	0.6	0.6	0.6	0.6	0.6	0.6	0.6	0.6	0.6	0.6	100.0	

1/ As reported by the Bureau of the Census, running bales, lintsters excluded.  
 \* Less than 0.05 percent.  
 Percentage rough preparation . . . . . 6.9  
 Grade index . . . . . 54.0  
 Average staple length . . . . . 32.8

Table 17.--Grade and staple length of upland cotton ginned in Illinois, 1949-50

Grade	13/16 inch		7/8		29/32		15/16		31/32		1		1-1/32		1-1/16		1-1/8		1-5/32		1-3/16		1-7/32		1-1/4		All lengths																																																																																																																																																																																																																																																																																																																																																																																																																																																																																																																																																																																																																																																																																																																																																																																																																																																																													
	Bales	Percent	Bales	Percent	Bales	Percent	Bales	Percent	Bales	Percent	Bales	Percent	Bales	Percent	Bales	Percent	Bales	Percent	Bales	Percent	Bales	Percent	Bales	Percent	Bales	Percent	Bales	Percent																																																																																																																																																																																																																																																																																																																																																																																																																																																																																																																																																																																																																																																																																																																																																																																																																																																																												
Whites:																														1-M.F.	-	-	-	-	-	-	-	-	-	-	-	-	-	-	-	-	-	-	-	-	-	-	-	-	-	-	-	-	-	2-S.G.M.	-	-	-	-	-	-	-	-	-	-	-	-	-	-	-	-	-	-	-	-	-	-	-	-	-	-	-	-	-	3-O.M.	-	-	-	-	-	-	-	-	-	-	-	-	-	-	-	-	-	-	-	-	-	-	-	-	-	-	-	-	-	4-S.M.	-	-	-	-	-	-	-	-	-	-	-	-	-	-	-	-	-	-	-	-	-	-	-	-	-	-	-	-	-	5-M.	-	-	-	-	-	-	-	-	-	-	-	-	-	-	-	-	-	-	-	-	-	-	-	-	-	-	-	-	-	6-S.L.M.	-	-	-	-	-	-	-	-	-	-	-	-	-	-	-	-	-	-	-	-	-	-	-	-	-	-	-	-	-	7-L.M.	-	-	-	-	-	-	-	-	-	-	-	-	-	-	-	-	-	-	-	-	-	-	-	-	-	-	-	-	-	8-S.O.	-	-	-	-	-	-	-	-	-	-	-	-	-	-	-	-	-	-	-	-	-	-	-	-	-	-	-	-	-	9-O.O.	-	-	-	-	-	-	-	-	-	-	-	-	-	-	-	-	-	-	-	-	-	-	-	-	-	-	-	-	-	Total	-	-	-	-	-	-	-	-	-	-	-	-	-	-	-	-	-	-	-	-	-	-	-	-	-	-	-	-	-																																Spotted:																															3-O.M.	-	-	-	-	-	-	-	-	-	-	-	-	-	-	-	-	-	-	-	-	-	-	-	-	-	-	-	-	-	4-S.M.	-	-	-	-	-	-	-	-	-	-	-	-	-	-	-	-	-	-	-	-	-	-	-	-	-	-	-	-	-	5-M.	-	-	-	-	-	-	-	-	-	-	-	-	-	-	-	-	-	-	-	-	-	-	-	-	-	-	-	-	-	6-S.L.M.	-	-	-	-	-	-	-	-	-	-	-	-	-	-	-	-	-	-	-	-	-	-	-	-	-	-	-	-	-	7-L.M.	-	-	-	-	-	-	-	-	-	-	-	-	-	-	-	-	-	-	-	-	-	-	-	-	-	-	-	-	-	Total	-	-	-	-	-	-	-	-	-	-	-	-	-	-	-	-	-	-	-	-	-	-	-	-	-	-	-	-	-	Tinged:																															3-O.M.	-	-	-	-	-	-	-	-	-	-	-	-	-	-	-	-	-	-	-	-	-	-	-	-	-	-	-	-	-	4-S.M.	-	-	-	-	-	-	-	-	-	-	-	-	-	-	-	-	-	-	-	-	-	-	-	-	-	-	-	-	-	5-M.	-	-	-	-	-	-	-	-	-	-	-	-	-	-	-	-	-	-	-	-	-	-	-	-	-	-	-	-	-	6-S.L.M.	-	-	-	-	-	-	-	-	-	-	-	-	-	-	-	-	-	-	-	-	-	-	-	-	-	-	-	-	-	7-L.M.	-	-	-	-	-	-	-	-	-	-	-	-	-	-	-	-	-	-	-	-	-	-	-	-	-	-	-	-	-	Total	-	-	-	-	-	-	-	-	-	-	-	-	-	-	-	-	-	-	-	-	-	-	-	-	-	-	-	-	-	Below Grade	-	-	-	-	-	-	-	-	-	-	-	-	-	-	-	-	-	-	-	-	-	-	-	-	-	-	-	-	-	All grades	-	-	-	-	-	-	-	-	-	-	-	-	-	-	-	-	-	-	-	-	-	-	-	-	-	-	-	-	-	All grades	-	-	-	-	-	-	-	-	-	-	-	-	-	-	-	-	-	-	-	-	-	-	-	-	-	-	-	-	-
1-M.F.	-	-	-	-	-	-	-	-	-	-	-	-	-	-	-	-	-	-	-	-	-	-	-	-	-	-	-	-	-	2-S.G.M.	-	-	-	-	-	-	-	-	-	-	-	-	-	-	-	-	-	-	-	-	-	-	-	-	-	-	-	-	-	3-O.M.	-	-	-	-	-	-	-	-	-	-	-	-	-	-	-	-	-	-	-	-	-	-	-	-	-	-	-	-	-	4-S.M.	-	-	-	-	-	-	-	-	-	-	-	-	-	-	-	-	-	-	-	-	-	-	-	-	-	-	-	-	-	5-M.	-	-	-	-	-	-	-	-	-	-	-	-	-	-	-	-	-	-	-	-	-	-	-	-	-	-	-	-	-	6-S.L.M.	-	-	-	-	-	-	-	-	-	-	-	-	-	-	-	-	-	-	-	-	-	-	-	-	-	-	-	-	-	7-L.M.	-	-	-	-	-	-	-	-	-	-	-	-	-	-	-	-	-	-	-	-	-	-	-	-	-	-	-	-	-	8-S.O.	-	-	-	-	-	-	-	-	-	-	-	-	-	-	-	-	-	-	-	-	-	-	-	-	-	-	-	-	-	9-O.O.	-	-	-	-	-	-	-	-	-	-	-	-	-	-	-	-	-	-	-	-	-	-	-	-	-	-	-	-	-	Total	-	-	-	-	-	-	-	-	-	-	-	-	-	-	-	-	-	-	-	-	-	-	-	-	-	-	-	-	-																																Spotted:																															3-O.M.	-	-	-	-	-	-	-	-	-	-	-	-	-	-	-	-	-	-	-	-	-	-	-	-	-	-	-	-	-	4-S.M.	-	-	-	-	-	-	-	-	-	-	-	-	-	-	-	-	-	-	-	-	-	-	-	-	-	-	-	-	-	5-M.	-	-	-	-	-	-	-	-	-	-	-	-	-	-	-	-	-	-	-	-	-	-	-	-	-	-	-	-	-	6-S.L.M.	-	-	-	-	-	-	-	-	-	-	-	-	-	-	-	-	-	-	-	-	-	-	-	-	-	-	-	-	-	7-L.M.	-	-	-	-	-	-	-	-	-	-	-	-	-	-	-	-	-	-	-	-	-	-	-	-	-	-	-	-	-	Total	-	-	-	-	-	-	-	-	-	-	-	-	-	-	-	-	-	-	-	-	-	-	-	-	-	-	-	-	-	Tinged:																															3-O.M.	-	-	-	-	-	-	-	-	-	-	-	-	-	-	-	-	-	-	-	-	-	-	-	-	-	-	-	-	-	4-S.M.	-	-	-	-	-	-	-	-	-	-	-	-	-	-	-	-	-	-	-	-	-	-	-	-	-	-	-	-	-	5-M.	-	-	-	-	-	-	-	-	-	-	-	-	-	-	-	-	-	-	-	-	-	-	-	-	-	-	-	-	-	6-S.L.M.	-	-	-	-	-	-	-	-	-	-	-	-	-	-	-	-	-	-	-	-	-	-	-	-	-	-	-	-	-	7-L.M.	-	-	-	-	-	-	-	-	-	-	-	-	-	-	-	-	-	-	-	-	-	-	-	-	-	-	-	-	-	Total	-	-	-	-	-	-	-	-	-	-	-	-	-	-	-	-	-	-	-	-	-	-	-	-	-	-	-	-	-	Below Grade	-	-	-	-	-	-	-	-	-	-	-	-	-	-	-	-	-	-	-	-	-	-	-	-	-	-	-	-	-	All grades	-	-	-	-	-	-	-	-	-	-	-	-	-	-	-	-	-	-	-	-	-	-	-	-	-	-	-	-	-	All grades	-	-	-	-	-	-	-	-	-	-	-	-	-	-	-	-	-	-	-	-	-	-	-	-	-	-	-	-	-																														
2-S.G.M.	-	-	-	-	-	-	-	-	-	-	-	-	-	-	-	-	-	-	-	-	-	-	-	-	-	-	-	-	-	3-O.M.	-	-	-	-	-	-	-	-	-	-	-	-	-	-	-	-	-	-	-	-	-	-	-	-	-	-	-	-	-	4-S.M.	-	-	-	-	-	-	-	-	-	-	-	-	-	-	-	-	-	-	-	-	-	-	-	-	-	-	-	-	-	5-M.	-	-	-	-	-	-	-	-	-	-	-	-	-	-	-	-	-	-	-	-	-	-	-	-	-	-	-	-	-	6-S.L.M.	-	-	-	-	-	-	-	-	-	-	-	-	-	-	-	-	-	-	-	-	-	-	-	-	-	-	-	-	-	7-L.M.	-	-	-	-	-	-	-	-	-	-	-	-	-	-	-	-	-	-	-	-	-	-	-	-	-	-	-	-	-	8-S.O.	-	-	-	-	-	-	-	-	-	-	-	-	-	-	-	-	-	-	-	-	-	-	-	-	-	-	-	-	-	9-O.O.	-	-	-	-	-	-	-	-	-	-	-	-	-	-	-	-	-	-	-	-	-	-	-	-	-	-	-	-	-	Total	-	-	-	-	-	-	-	-	-	-	-	-	-	-	-	-	-	-	-	-	-	-	-	-	-	-	-	-	-																																Spotted:																															3-O.M.	-	-	-	-	-	-	-	-	-	-	-	-	-	-	-	-	-	-	-	-	-	-	-	-	-	-	-	-	-	4-S.M.	-	-	-	-	-	-	-	-	-	-	-	-	-	-	-	-	-	-	-	-	-	-	-	-	-	-	-	-	-	5-M.	-	-	-	-	-	-	-	-	-	-	-	-	-	-	-	-	-	-	-	-	-	-	-	-	-	-	-	-	-	6-S.L.M.	-	-	-	-	-	-	-	-	-	-	-	-	-	-	-	-	-	-	-	-	-	-	-	-	-	-	-	-	-	7-L.M.	-	-	-	-	-	-	-	-	-	-	-	-	-	-	-	-	-	-	-	-	-	-	-	-	-	-	-	-	-	Total	-	-	-	-	-	-	-	-	-	-	-	-	-	-	-	-	-	-	-	-	-	-	-	-	-	-	-	-	-	Tinged:																															3-O.M.	-	-	-	-	-	-	-	-	-	-	-	-	-	-	-	-	-	-	-	-	-	-	-	-	-	-	-	-	-	4-S.M.	-	-	-	-	-	-	-	-	-	-	-	-	-	-	-	-	-	-	-	-	-	-	-	-	-	-	-	-	-	5-M.	-	-	-	-	-	-	-	-	-	-	-	-	-	-	-	-	-	-	-	-	-	-	-	-	-	-	-	-	-	6-S.L.M.	-	-	-	-	-	-	-	-	-	-	-	-	-	-	-	-	-	-	-	-	-	-	-	-	-	-	-	-	-	7-L.M.	-	-	-	-	-	-	-	-	-	-	-	-	-	-	-	-	-	-	-	-	-	-	-	-	-	-	-	-	-	Total	-	-	-	-	-	-	-	-	-	-	-	-	-	-	-	-	-	-	-	-	-	-	-	-	-	-	-	-	-	Below Grade	-	-	-	-	-	-	-	-	-	-	-	-	-	-	-	-	-	-	-	-	-	-	-	-	-	-	-	-	-	All grades	-	-	-	-	-	-	-	-	-	-	-	-	-	-	-	-	-	-	-	-	-	-	-	-	-	-	-	-	-	All grades	-	-	-	-	-	-	-	-	-	-	-	-	-	-	-	-	-	-	-	-	-	-	-	-	-	-	-	-	-																																																												
3-O.M.	-	-	-	-	-	-	-	-	-	-	-	-	-	-	-	-	-	-	-	-	-	-	-	-	-	-	-	-	-	4-S.M.	-	-	-	-	-	-	-	-	-	-	-	-	-	-	-	-	-	-	-	-	-	-	-	-	-	-	-	-	-	5-M.	-	-	-	-	-	-	-	-	-	-	-	-	-	-	-	-	-	-	-	-	-	-	-	-	-	-	-	-	-	6-S.L.M.	-	-	-	-	-	-	-	-	-	-	-	-	-	-	-	-	-	-	-	-	-	-	-	-	-	-	-	-	-	7-L.M.	-	-	-	-	-	-	-	-	-	-	-	-	-	-	-	-	-	-	-	-	-	-	-	-	-	-	-	-	-	8-S.O.	-	-	-	-	-	-	-	-	-	-	-	-	-	-	-	-	-	-	-	-	-	-	-	-	-	-	-	-	-	9-O.O.	-	-	-	-	-	-	-	-	-	-	-	-	-	-	-	-	-	-	-	-	-	-	-	-	-	-	-	-	-	Total	-	-	-	-	-	-	-	-	-	-	-	-	-	-	-	-	-	-	-	-	-	-	-	-	-	-	-	-	-																																Spotted:																															3-O.M.	-	-	-	-	-	-	-	-	-	-	-	-	-	-	-	-	-	-	-	-	-	-	-	-	-	-	-	-	-	4-S.M.	-	-	-	-	-	-	-	-	-	-	-	-	-	-	-	-	-	-	-	-	-	-	-	-	-	-	-	-	-	5-M.	-	-	-	-	-	-	-	-	-	-	-	-	-	-	-	-	-	-	-	-	-	-	-	-	-	-	-	-	-	6-S.L.M.	-	-	-	-	-	-	-	-	-	-	-	-	-	-	-	-	-	-	-	-	-	-	-	-	-	-	-	-	-	7-L.M.	-	-	-	-	-	-	-	-	-	-	-	-	-	-	-	-	-	-	-	-	-	-	-	-	-	-	-	-	-	Total	-	-	-	-	-	-	-	-	-	-	-	-	-	-	-	-	-	-	-	-	-	-	-	-	-	-	-	-	-	Tinged:																															3-O.M.	-	-	-	-	-	-	-	-	-	-	-	-	-	-	-	-	-	-	-	-	-	-	-	-	-	-	-	-	-	4-S.M.	-	-	-	-	-	-	-	-	-	-	-	-	-	-	-	-	-	-	-	-	-	-	-	-	-	-	-	-	-	5-M.	-	-	-	-	-	-	-	-	-	-	-	-	-	-	-	-	-	-	-	-	-	-	-	-	-	-	-	-	-	6-S.L.M.	-	-	-	-	-	-	-	-	-	-	-	-	-	-	-	-	-	-	-	-	-	-	-	-	-	-	-	-	-	7-L.M.	-	-	-	-	-	-	-	-	-	-	-	-	-	-	-	-	-	-	-	-	-	-	-	-	-	-	-	-	-	Total	-	-	-	-	-	-	-	-	-	-	-	-	-	-	-	-	-	-	-	-	-	-	-	-	-	-	-	-	-	Below Grade	-	-	-	-	-	-	-	-	-	-	-	-	-	-	-	-	-	-	-	-	-	-	-	-	-	-	-	-	-	All grades	-	-	-	-	-	-	-	-	-	-	-	-	-	-	-	-	-	-	-	-	-	-	-	-	-	-	-	-	-	All grades	-	-	-	-	-	-	-	-	-	-	-	-	-	-	-	-	-	-	-	-	-	-	-	-	-	-	-	-	-																																																																																										
4-S.M.	-	-	-	-	-	-	-	-	-	-	-	-	-	-	-	-	-	-	-	-	-	-	-	-	-	-	-	-	-	5-M.	-	-	-	-	-	-	-	-	-	-	-	-	-	-	-	-	-	-	-	-	-	-	-	-	-	-	-	-	-	6-S.L.M.	-	-	-	-	-	-	-	-	-	-	-	-	-	-	-	-	-	-	-	-	-	-	-	-	-	-	-	-	-	7-L.M.	-	-	-	-	-	-	-	-	-	-	-	-	-	-	-	-	-	-	-	-	-	-	-	-	-	-	-	-	-	8-S.O.	-	-	-	-	-	-	-	-	-	-	-	-	-	-	-	-	-	-	-	-	-	-	-	-	-	-	-	-	-	9-O.O.	-	-	-	-	-	-	-	-	-	-	-	-	-	-	-	-	-	-	-	-	-	-	-	-	-	-	-	-	-	Total	-	-	-	-	-	-	-	-	-	-	-	-	-	-	-	-	-	-	-	-	-	-	-	-	-	-	-	-	-																																Spotted:																															3-O.M.	-	-	-	-	-	-	-	-	-	-	-	-	-	-	-	-	-	-	-	-	-	-	-	-	-	-	-	-	-	4-S.M.	-	-	-	-	-	-	-	-	-	-	-	-	-	-	-	-	-	-	-	-	-	-	-	-	-	-	-	-	-	5-M.	-	-	-	-	-	-	-	-	-	-	-	-	-	-	-	-	-	-	-	-	-	-	-	-	-	-	-	-	-	6-S.L.M.	-	-	-	-	-	-	-	-	-	-	-	-	-	-	-	-	-	-	-	-	-	-	-	-	-	-	-	-	-	7-L.M.	-	-	-	-	-	-	-	-	-	-	-	-	-	-	-	-	-	-	-	-	-	-	-	-	-	-	-	-	-	Total	-	-	-	-	-	-	-	-	-	-	-	-	-	-	-	-	-	-	-	-	-	-	-	-	-	-	-	-	-	Tinged:																															3-O.M.	-	-	-	-	-	-	-	-	-	-	-	-	-	-	-	-	-	-	-	-	-	-	-	-	-	-	-	-	-	4-S.M.	-	-	-	-	-	-	-	-	-	-	-	-	-	-	-	-	-	-	-	-	-	-	-	-	-	-	-	-	-	5-M.	-	-	-	-	-	-	-	-	-	-	-	-	-	-	-	-	-	-	-	-	-	-	-	-	-	-	-	-	-	6-S.L.M.	-	-	-	-	-	-	-	-	-	-	-	-	-	-	-	-	-	-	-	-	-	-	-	-	-	-	-	-	-	7-L.M.	-	-	-	-	-	-	-	-	-	-	-	-	-	-	-	-	-	-	-	-	-	-	-	-	-	-	-	-	-	Total	-	-	-	-	-	-	-	-	-	-	-	-	-	-	-	-	-	-	-	-	-	-	-	-	-	-	-	-	-	Below Grade	-	-	-	-	-	-	-	-	-	-	-	-	-	-	-	-	-	-	-	-	-	-	-	-	-	-	-	-	-	All grades	-	-	-	-	-	-	-	-	-	-	-	-	-	-	-	-	-	-	-	-	-	-	-	-	-	-	-	-	-	All grades	-	-	-	-	-	-	-	-	-	-	-	-	-	-	-	-	-	-	-	-	-	-	-	-	-	-	-	-	-																																																																																																																								
5-M.	-	-	-	-	-	-	-	-	-	-	-	-	-	-	-	-	-	-	-	-	-	-	-	-	-	-	-	-	-	6-S.L.M.	-	-	-	-	-	-	-	-	-	-	-	-	-	-	-	-	-	-	-	-	-	-	-	-	-	-	-	-	-	7-L.M.	-	-	-	-	-	-	-	-	-	-	-	-	-	-	-	-	-	-	-	-	-	-	-	-	-	-	-	-	-	8-S.O.	-	-	-	-	-	-	-	-	-	-	-	-	-	-	-	-	-	-	-	-	-	-	-	-	-	-	-	-	-	9-O.O.	-	-	-	-	-	-	-	-	-	-	-	-	-	-	-	-	-	-	-	-	-	-	-	-	-	-	-	-	-	Total	-	-	-	-	-	-	-	-	-	-	-	-	-	-	-	-	-	-	-	-	-	-	-	-	-	-	-	-	-																																Spotted:																															3-O.M.	-	-	-	-	-	-	-	-	-	-	-	-	-	-	-	-	-	-	-	-	-	-	-	-	-	-	-	-	-	4-S.M.	-	-	-	-	-	-	-	-	-	-	-	-	-	-	-	-	-	-	-	-	-	-	-	-	-	-	-	-	-	5-M.	-	-	-	-	-	-	-	-	-	-	-	-	-	-	-	-	-	-	-	-	-	-	-	-	-	-	-	-	-	6-S.L.M.	-	-	-	-	-	-	-	-	-	-	-	-	-	-	-	-	-	-	-	-	-	-	-	-	-	-	-	-	-	7-L.M.	-	-	-	-	-	-	-	-	-	-	-	-	-	-	-	-	-	-	-	-	-	-	-	-	-	-	-	-	-	Total	-	-	-	-	-	-	-	-	-	-	-	-	-	-	-	-	-	-	-	-	-	-	-	-	-	-	-	-	-	Tinged:																															3-O.M.	-	-	-	-	-	-	-	-	-	-	-	-	-	-	-	-	-	-	-	-	-	-	-	-	-	-	-	-	-	4-S.M.	-	-	-	-	-	-	-	-	-	-	-	-	-	-	-	-	-	-	-	-	-	-	-	-	-	-	-	-	-	5-M.	-	-	-	-	-	-	-	-	-	-	-	-	-	-	-	-	-	-	-	-	-	-	-	-	-	-	-	-	-	6-S.L.M.	-	-	-	-	-	-	-	-	-	-	-	-	-	-	-	-	-	-	-	-	-	-	-	-	-	-	-	-	-	7-L.M.	-	-	-	-	-	-	-	-	-	-	-	-	-	-	-	-	-	-	-	-	-	-	-	-	-	-	-	-	-	Total	-	-	-	-	-	-	-	-	-	-	-	-	-	-	-	-	-	-	-	-	-	-	-	-	-	-	-	-	-	Below Grade	-	-	-	-	-	-	-	-	-	-	-	-	-	-	-	-	-	-	-	-	-	-	-	-	-	-	-	-	-	All grades	-	-	-	-	-	-	-	-	-	-	-	-	-	-	-	-	-	-	-	-	-	-	-	-	-	-	-	-	-	All grades	-	-	-	-	-	-	-	-	-	-	-	-	-	-	-	-	-	-	-	-	-	-	-	-	-	-	-	-	-																																																																																																																																																						
6-S.L.M.	-	-	-	-	-	-	-	-	-	-	-	-	-	-	-	-	-	-	-	-	-	-	-	-	-	-	-	-	-	7-L.M.	-	-	-	-	-	-	-	-	-	-	-	-	-	-	-	-	-	-	-	-	-	-	-	-	-	-	-	-	-	8-S.O.	-	-	-	-	-	-	-	-	-	-	-	-	-	-	-	-	-	-	-	-	-	-	-	-	-	-	-	-	-	9-O.O.	-	-	-	-	-	-	-	-	-	-	-	-	-	-	-	-	-	-	-	-	-	-	-	-	-	-	-	-	-	Total	-	-	-	-	-	-	-	-	-	-	-	-	-	-	-	-	-	-	-	-	-	-	-	-	-	-	-	-	-																																Spotted:																															3-O.M.	-	-	-	-	-	-	-	-	-	-	-	-	-	-	-	-	-	-	-	-	-	-	-	-	-	-	-	-	-	4-S.M.	-	-	-	-	-	-	-	-	-	-	-	-	-	-	-	-	-	-	-	-	-	-	-	-	-	-	-	-	-	5-M.	-	-	-	-	-	-	-	-	-	-	-	-	-	-	-	-	-	-	-	-	-	-	-	-	-	-	-	-	-	6-S.L.M.	-	-	-	-	-	-	-	-	-	-	-	-	-	-	-	-	-	-	-	-	-	-	-	-	-	-	-	-	-	7-L.M.	-	-	-	-	-	-	-	-	-	-	-	-	-	-	-	-	-	-	-	-	-	-	-	-	-	-	-	-	-	Total	-	-	-	-	-	-	-	-	-	-	-	-	-	-	-	-	-	-	-	-	-	-	-	-	-	-	-	-	-	Tinged:																															3-O.M.	-	-	-	-	-	-	-	-	-	-	-	-	-	-	-	-	-	-	-	-	-	-	-	-	-	-	-	-	-	4-S.M.	-	-	-	-	-	-	-	-	-	-	-	-	-	-	-	-	-	-	-	-	-	-	-	-	-	-	-	-	-	5-M.	-	-	-	-	-	-	-	-	-	-	-	-	-	-	-	-	-	-	-	-	-	-	-	-	-	-	-	-	-	6-S.L.M.	-	-	-	-	-	-	-	-	-	-	-	-	-	-	-	-	-	-	-	-	-	-	-	-	-	-	-	-	-	7-L.M.	-	-	-	-	-	-	-	-	-	-	-	-	-	-	-	-	-	-	-	-	-	-	-	-	-	-	-	-	-	Total	-	-	-	-	-	-	-	-	-	-	-	-	-	-	-	-	-	-	-	-	-	-	-	-	-	-	-	-	-	Below Grade	-	-	-	-	-	-	-	-	-	-	-	-	-	-	-	-	-	-	-	-	-	-	-	-	-	-	-	-	-	All grades	-	-	-	-	-	-	-	-	-	-	-	-	-	-	-	-	-	-	-	-	-	-	-	-	-	-	-	-	-	All grades	-	-	-	-	-	-	-	-	-	-	-	-	-	-	-	-	-	-	-	-	-	-	-	-	-	-	-	-	-																																																																																																																																																																																				
7-L.M.	-	-	-	-	-	-	-	-	-	-	-	-	-	-	-	-	-	-	-	-	-	-	-	-	-	-	-	-	-	8-S.O.	-	-	-	-	-	-	-	-	-	-	-	-	-	-	-	-	-	-	-	-	-	-	-	-	-	-	-	-	-	9-O.O.	-	-	-	-	-	-	-	-	-	-	-	-	-	-	-	-	-	-	-	-	-	-	-	-	-	-	-	-	-	Total	-	-	-	-	-	-	-	-	-	-	-	-	-	-	-	-	-	-	-	-	-	-	-	-	-	-	-	-	-																																Spotted:																															3-O.M.	-	-	-	-	-	-	-	-	-	-	-	-	-	-	-	-	-	-	-	-	-	-	-	-	-	-	-	-	-	4-S.M.	-	-	-	-	-	-	-	-	-	-	-	-	-	-	-	-	-	-	-	-	-	-	-	-	-	-	-	-	-	5-M.	-	-	-	-	-	-	-	-	-	-	-	-	-	-	-	-	-	-	-	-	-	-	-	-	-	-	-	-	-	6-S.L.M.	-	-	-	-	-	-	-	-	-	-	-	-	-	-	-	-	-	-	-	-	-	-	-	-	-	-	-	-	-	7-L.M.	-	-	-	-	-	-	-	-	-	-	-	-	-	-	-	-	-	-	-	-	-	-	-	-	-	-	-	-	-	Total	-	-	-	-	-	-	-	-	-	-	-	-	-	-	-	-	-	-	-	-	-	-	-	-	-	-	-	-	-	Tinged:																															3-O.M.	-	-	-	-	-	-	-	-	-	-	-	-	-	-	-	-	-	-	-	-	-	-	-	-	-	-	-	-	-	4-S.M.	-	-	-	-	-	-	-	-	-	-	-	-	-	-	-	-	-	-	-	-	-	-	-	-	-	-	-	-	-	5-M.	-	-	-	-	-	-	-	-	-	-	-	-	-	-	-	-	-	-	-	-	-	-	-	-	-	-	-	-	-	6-S.L.M.	-	-	-	-	-	-	-	-	-	-	-	-	-	-	-	-	-	-	-	-	-	-	-	-	-	-	-	-	-	7-L.M.	-	-	-	-	-	-	-	-	-	-	-	-	-	-	-	-	-	-	-	-	-	-	-	-	-	-	-	-	-	Total	-	-	-	-	-	-	-	-	-	-	-	-	-	-	-	-	-	-	-	-	-	-	-	-	-	-	-	-	-	Below Grade	-	-	-	-	-	-	-	-	-	-	-	-	-	-	-	-	-	-	-	-	-	-	-	-	-	-	-	-	-	All grades	-	-	-	-	-	-	-	-	-	-	-	-	-	-	-	-	-	-	-	-	-	-	-	-	-	-	-	-	-	All grades	-	-	-	-	-	-	-	-	-	-	-	-	-	-	-	-	-	-	-	-	-	-	-	-	-	-	-	-	-																																																																																																																																																																																																																		
8-S.O.	-	-	-	-	-	-	-	-	-	-	-	-	-	-	-	-	-	-	-	-	-	-	-	-	-	-	-	-	-	9-O.O.	-	-	-	-	-	-	-	-	-	-	-	-	-	-	-	-	-	-	-	-	-	-	-	-	-	-	-	-	-	Total	-	-	-	-	-	-	-	-	-	-	-	-	-	-	-	-	-	-	-	-	-	-	-	-	-	-	-	-	-																																Spotted:																															3-O.M.	-	-	-	-	-	-	-	-	-	-	-	-	-	-	-	-	-	-	-	-	-	-	-	-	-	-	-	-	-	4-S.M.	-	-	-	-	-	-	-	-	-	-	-	-	-	-	-	-	-	-	-	-	-	-	-	-	-	-	-	-	-	5-M.	-	-	-	-	-	-	-	-	-	-	-	-	-	-	-	-	-	-	-	-	-	-	-	-	-	-	-	-	-	6-S.L.M.	-	-	-	-	-	-	-	-	-	-	-	-	-	-	-	-	-	-	-	-	-	-	-	-	-	-	-	-	-	7-L.M.	-	-	-	-	-	-	-	-	-	-	-	-	-	-	-	-	-	-	-	-	-	-	-	-	-	-	-	-	-	Total	-	-	-	-	-	-	-	-	-	-	-	-	-	-	-	-	-	-	-	-	-	-	-	-	-	-	-	-	-	Tinged:																															3-O.M.	-	-	-	-	-	-	-	-	-	-	-	-	-	-	-	-	-	-	-	-	-	-	-	-	-	-	-	-	-	4-S.M.	-	-	-	-	-	-	-	-	-	-	-	-	-	-	-	-	-	-	-	-	-	-	-	-	-	-	-	-	-	5-M.	-	-	-	-	-	-	-	-	-	-	-	-	-	-	-	-	-	-	-	-	-	-	-	-	-	-	-	-	-	6-S.L.M.	-	-	-	-	-	-	-	-	-	-	-	-	-	-	-	-	-	-	-	-	-	-	-	-	-	-	-	-	-	7-L.M.	-	-	-	-	-	-	-	-	-	-	-	-	-	-	-	-	-	-	-	-	-	-	-	-	-	-	-	-	-	Total	-	-	-	-	-	-	-	-	-	-	-	-	-	-	-	-	-	-	-	-	-	-	-	-	-	-	-	-	-	Below Grade	-	-	-	-	-	-	-	-	-	-	-	-	-	-	-	-	-	-	-	-	-	-	-	-	-	-	-	-	-	All grades	-	-	-	-	-	-	-	-	-	-	-	-	-	-	-	-	-	-	-	-	-	-	-	-	-	-	-	-	-	All grades	-	-	-	-	-	-	-	-	-	-	-	-	-	-	-	-	-	-	-	-	-	-	-	-	-	-	-	-	-																																																																																																																																																																																																																																																
9-O.O.	-	-	-	-	-	-	-	-	-	-	-	-	-	-	-	-	-	-	-	-	-	-	-	-	-	-	-	-	-	Total	-	-	-	-	-	-	-	-	-	-	-	-	-	-	-	-	-	-	-	-	-	-	-	-	-	-	-	-	-																																Spotted:																															3-O.M.	-	-	-	-	-	-	-	-	-	-	-	-	-	-	-	-	-	-	-	-	-	-	-	-	-	-	-	-	-	4-S.M.	-	-	-	-	-	-	-	-	-	-	-	-	-	-	-	-	-	-	-	-	-	-	-	-	-	-	-	-	-	5-M.	-	-	-	-	-	-	-	-	-	-	-	-	-	-	-	-	-	-	-	-	-	-	-	-	-	-	-	-	-	6-S.L.M.	-	-	-	-	-	-	-	-	-	-	-	-	-	-	-	-	-	-	-	-	-	-	-	-	-	-	-	-	-	7-L.M.	-	-	-	-	-	-	-	-	-	-	-	-	-	-	-	-	-	-	-	-	-	-	-	-	-	-	-	-	-	Total	-	-	-	-	-	-	-	-	-	-	-	-	-	-	-	-	-	-	-	-	-	-	-	-	-	-	-	-	-	Tinged:																															3-O.M.	-	-	-	-	-	-	-	-	-	-	-	-	-	-	-	-	-	-	-	-	-	-	-	-	-	-	-	-	-	4-S.M.	-	-	-	-	-	-	-	-	-	-	-	-	-	-	-	-	-	-	-	-	-	-	-	-	-	-	-	-	-	5-M.	-	-	-	-	-	-	-	-	-	-	-	-	-	-	-	-	-	-	-	-	-	-	-	-	-	-	-	-	-	6-S.L.M.	-	-	-	-	-	-	-	-	-	-	-	-	-	-	-	-	-	-	-	-	-	-	-	-	-	-	-	-	-	7-L.M.	-	-	-	-	-	-	-	-	-	-	-	-	-	-	-	-	-	-	-	-	-	-	-	-	-	-	-	-	-	Total	-	-	-	-	-	-	-	-	-	-	-	-	-	-	-	-	-	-	-	-	-	-	-	-	-	-	-	-	-	Below Grade	-	-	-	-	-	-	-	-	-	-	-	-	-	-	-	-	-	-	-	-	-	-	-	-	-	-	-	-	-	All grades	-	-	-	-	-	-	-	-	-	-	-	-	-	-	-	-	-	-	-	-	-	-	-	-	-	-	-	-	-	All grades	-	-	-	-	-	-	-	-	-	-	-	-	-	-	-	-	-	-	-	-	-	-	-	-	-	-	-	-	-																																																																																																																																																																																																																																																																														
Total	-	-	-	-	-	-	-	-	-	-	-	-	-	-	-	-	-	-	-	-	-	-	-	-	-	-	-	-	-																																Spotted:																															3-O.M.	-	-	-	-	-	-	-	-	-	-	-	-	-	-	-	-	-	-	-	-	-	-	-	-	-	-	-	-	-	4-S.M.	-	-	-	-	-	-	-	-	-	-	-	-	-	-	-	-	-	-	-	-	-	-	-	-	-	-	-	-	-	5-M.	-	-	-	-	-	-	-	-	-	-	-	-	-	-	-	-	-	-	-	-	-	-	-	-	-	-	-	-	-	6-S.L.M.	-	-	-	-	-	-	-	-	-	-	-	-	-	-	-	-	-	-	-	-	-	-	-	-	-	-	-	-	-	7-L.M.	-	-	-	-	-	-	-	-	-	-	-	-	-	-	-	-	-	-	-	-	-	-	-	-	-	-	-	-	-	Total	-	-	-	-	-	-	-	-	-	-	-	-	-	-	-	-	-	-	-	-	-	-	-	-	-	-	-	-	-	Tinged:																															3-O.M.	-	-	-	-	-	-	-	-	-	-	-	-	-	-	-	-	-	-	-	-	-	-	-	-	-	-	-	-	-	4-S.M.	-	-	-	-	-	-	-	-	-	-	-	-	-	-	-	-	-	-	-	-	-	-	-	-	-	-	-	-	-	5-M.	-	-	-	-	-	-	-	-	-	-	-	-	-	-	-	-	-	-	-	-	-	-	-	-	-	-	-	-	-	6-S.L.M.	-	-	-	-	-	-	-	-	-	-	-	-	-	-	-	-	-	-	-	-	-	-	-	-	-	-	-	-	-	7-L.M.	-	-	-	-	-	-	-	-	-	-	-	-	-	-	-	-	-	-	-	-	-	-	-	-	-	-	-	-	-	Total	-	-	-	-	-	-	-	-	-	-	-	-	-	-	-	-	-	-	-	-	-	-	-	-	-	-	-	-	-	Below Grade	-	-	-	-	-	-	-	-	-	-	-	-	-	-	-	-	-	-	-	-	-	-	-	-	-	-	-	-	-	All grades	-	-	-	-	-	-	-	-	-	-	-	-	-	-	-	-	-	-	-	-	-	-	-	-	-	-	-	-	-	All grades	-	-	-	-	-	-	-	-	-	-	-	-	-	-	-	-	-	-	-	-	-	-	-	-	-	-	-	-	-																																																																																																																																																																																																																																																																																																												
																															Spotted:																															3-O.M.	-	-	-	-	-	-	-	-	-	-	-	-	-	-	-	-	-	-	-	-	-	-	-	-	-	-	-	-	-	4-S.M.	-	-	-	-	-	-	-	-	-	-	-	-	-	-	-	-	-	-	-	-	-	-	-	-	-	-	-	-	-	5-M.	-	-	-	-	-	-	-	-	-	-	-	-	-	-	-	-	-	-	-	-	-	-	-	-	-	-	-	-	-	6-S.L.M.	-	-	-	-	-	-	-	-	-	-	-	-	-	-	-	-	-	-	-	-	-	-	-	-	-	-	-	-	-	7-L.M.	-	-	-	-	-	-	-	-	-	-	-	-	-	-	-	-	-	-	-	-	-	-	-	-	-	-	-	-	-	Total	-	-	-	-	-	-	-	-	-	-	-	-	-	-	-	-	-	-	-	-	-	-	-	-	-	-	-	-	-	Tinged:																															3-O.M.	-	-	-	-	-	-	-	-	-	-	-	-	-	-	-	-	-	-	-	-	-	-	-	-	-	-	-	-	-	4-S.M.	-	-	-	-	-	-	-	-	-	-	-	-	-	-	-	-	-	-	-	-	-	-	-	-	-	-	-	-	-	5-M.	-	-	-	-	-	-	-	-	-	-	-	-	-	-	-	-	-	-	-	-	-	-	-	-	-	-	-	-	-	6-S.L.M.	-	-	-	-	-	-	-	-	-	-	-	-	-	-	-	-	-	-	-	-	-	-	-	-	-	-	-	-	-	7-L.M.	-	-	-	-	-	-	-	-	-	-	-	-	-	-	-	-	-	-	-	-	-	-	-	-	-	-	-	-	-	Total	-	-	-	-	-	-	-	-	-	-	-	-	-	-	-	-	-	-	-	-	-	-	-	-	-	-	-	-	-	Below Grade	-	-	-	-	-	-	-	-	-	-	-	-	-	-	-	-	-	-	-	-	-	-	-	-	-	-	-	-	-	All grades	-	-	-	-	-	-	-	-	-	-	-	-	-	-	-	-	-	-	-	-	-	-	-	-	-	-	-	-	-	All grades	-	-	-	-	-	-	-	-	-	-	-	-	-	-	-	-	-	-	-	-	-	-	-	-	-	-	-	-	-																																																																																																																																																																																																																																																																																																																																										
Spotted:																															3-O.M.	-	-	-	-	-	-	-	-	-	-	-	-	-	-	-	-	-	-	-	-	-	-	-	-	-	-	-	-	-	4-S.M.	-	-	-	-	-	-	-	-	-	-	-	-	-	-	-	-	-	-	-	-	-	-	-	-	-	-	-	-	-	5-M.	-	-	-	-	-	-	-	-	-	-	-	-	-	-	-	-	-	-	-	-	-	-	-	-	-	-	-	-	-	6-S.L.M.	-	-	-	-	-	-	-	-	-	-	-	-	-	-	-	-	-	-	-	-	-	-	-	-	-	-	-	-	-	7-L.M.	-	-	-	-	-	-	-	-	-	-	-	-	-	-	-	-	-	-	-	-	-	-	-	-	-	-	-	-	-	Total	-	-	-	-	-	-	-	-	-	-	-	-	-	-	-	-	-	-	-	-	-	-	-	-	-	-	-	-	-	Tinged:																															3-O.M.	-	-	-	-	-	-	-	-	-	-	-	-	-	-	-	-	-	-	-	-	-	-	-	-	-	-	-	-	-	4-S.M.	-	-	-	-	-	-	-	-	-	-	-	-	-	-	-	-	-	-	-	-	-	-	-	-	-	-	-	-	-	5-M.	-	-	-	-	-	-	-	-	-	-	-	-	-	-	-	-	-	-	-	-	-	-	-	-	-	-	-	-	-	6-S.L.M.	-	-	-	-	-	-	-	-	-	-	-	-	-	-	-	-	-	-	-	-	-	-	-	-	-	-	-	-	-	7-L.M.	-	-	-	-	-	-	-	-	-	-	-	-	-	-	-	-	-	-	-	-	-	-	-	-	-	-	-	-	-	Total	-	-	-	-	-	-	-	-	-	-	-	-	-	-	-	-	-	-	-	-	-	-	-	-	-	-	-	-	-	Below Grade	-	-	-	-	-	-	-	-	-	-	-	-	-	-	-	-	-	-	-	-	-	-	-	-	-	-	-	-	-	All grades	-	-	-	-	-	-	-	-	-	-	-	-	-	-	-	-	-	-	-	-	-	-	-	-	-	-	-	-	-	All grades	-	-	-	-	-	-	-	-	-	-	-	-	-	-	-	-	-	-	-	-	-	-	-	-	-	-	-	-	-																																																																																																																																																																																																																																																																																																																																																																									
3-O.M.	-	-	-	-	-	-	-	-	-	-	-	-	-	-	-	-	-	-	-	-	-	-	-	-	-	-	-	-	-	4-S.M.	-	-	-	-	-	-	-	-	-	-	-	-	-	-	-	-	-	-	-	-	-	-	-	-	-	-	-	-	-	5-M.	-	-	-	-	-	-	-	-	-	-	-	-	-	-	-	-	-	-	-	-	-	-	-	-	-	-	-	-	-	6-S.L.M.	-	-	-	-	-	-	-	-	-	-	-	-	-	-	-	-	-	-	-	-	-	-	-	-	-	-	-	-	-	7-L.M.	-	-	-	-	-	-	-	-	-	-	-	-	-	-	-	-	-	-	-	-	-	-	-	-	-	-	-	-	-	Total	-	-	-	-	-	-	-	-	-	-	-	-	-	-	-	-	-	-	-	-	-	-	-	-	-	-	-	-	-	Tinged:																															3-O.M.	-	-	-	-	-	-	-	-	-	-	-	-	-	-	-	-	-	-	-	-	-	-	-	-	-	-	-	-	-	4-S.M.	-	-	-	-	-	-	-	-	-	-	-	-	-	-	-	-	-	-	-	-	-	-	-	-	-	-	-	-	-	5-M.	-	-	-	-	-	-	-	-	-	-	-	-	-	-	-	-	-	-	-	-	-	-	-	-	-	-	-	-	-	6-S.L.M.	-	-	-	-	-	-	-	-	-	-	-	-	-	-	-	-	-	-	-	-	-	-	-	-	-	-	-	-	-	7-L.M.	-	-	-	-	-	-	-	-	-	-	-	-	-	-	-	-	-	-	-	-	-	-	-	-	-	-	-	-	-	Total	-	-	-	-	-	-	-	-	-	-	-	-	-	-	-	-	-	-	-	-	-	-	-	-	-	-	-	-	-	Below Grade	-	-	-	-	-	-	-	-	-	-	-	-	-	-	-	-	-	-	-	-	-	-	-	-	-	-	-	-	-	All grades	-	-	-	-	-	-	-	-	-	-	-	-	-	-	-	-	-	-	-	-	-	-	-	-	-	-	-	-	-	All grades	-	-	-	-	-	-	-	-	-	-	-	-	-	-	-	-	-	-	-	-	-	-	-	-	-	-	-	-	-																																																																																																																																																																																																																																																																																																																																																																																																								
4-S.M.	-	-	-	-	-	-	-	-	-	-	-	-	-	-	-	-	-	-	-	-	-	-	-	-	-	-	-	-	-	5-M.	-	-	-	-	-	-	-	-	-	-	-	-	-	-	-	-	-	-	-	-	-	-	-	-	-	-	-	-	-	6-S.L.M.	-	-	-	-	-	-	-	-	-	-	-	-	-	-	-	-	-	-	-	-	-	-	-	-	-	-	-	-	-	7-L.M.	-	-	-	-	-	-	-	-	-	-	-	-	-	-	-	-	-	-	-	-	-	-	-	-	-	-	-	-	-	Total	-	-	-	-	-	-	-	-	-	-	-	-	-	-	-	-	-	-	-	-	-	-	-	-	-	-	-	-	-	Tinged:																															3-O.M.	-	-	-	-	-	-	-	-	-	-	-	-	-	-	-	-	-	-	-	-	-	-	-	-	-	-	-	-	-	4-S.M.	-	-	-	-	-	-	-	-	-	-	-	-	-	-	-	-	-	-	-	-	-	-	-	-	-	-	-	-	-	5-M.	-	-	-	-	-	-	-	-	-	-	-	-	-	-	-	-	-	-	-	-	-	-	-	-	-	-	-	-	-	6-S.L.M.	-	-	-	-	-	-	-	-	-	-	-	-	-	-	-	-	-	-	-	-	-	-	-	-	-	-	-	-	-	7-L.M.	-	-	-	-	-	-	-	-	-	-	-	-	-	-	-	-	-	-	-	-	-	-	-	-	-	-	-	-	-	Total	-	-	-	-	-	-	-	-	-	-	-	-	-	-	-	-	-	-	-	-	-	-	-	-	-	-	-	-	-	Below Grade	-	-	-	-	-	-	-	-	-	-	-	-	-	-	-	-	-	-	-	-	-	-	-	-	-	-	-	-	-	All grades	-	-	-	-	-	-	-	-	-	-	-	-	-	-	-	-	-	-	-	-	-	-	-	-	-	-	-	-	-	All grades	-	-	-	-	-	-	-	-	-	-	-	-	-	-	-	-	-	-	-	-	-	-	-	-	-	-	-	-	-																																																																																																																																																																																																																																																																																																																																																																																																																																						
5-M.	-	-	-	-	-	-	-	-	-	-	-	-	-	-	-	-	-	-	-	-	-	-	-	-	-	-	-	-	-	6-S.L.M.	-	-	-	-	-	-	-	-	-	-	-	-	-	-	-	-	-	-	-	-	-	-	-	-	-	-	-	-	-	7-L.M.	-	-	-	-	-	-	-	-	-	-	-	-	-	-	-	-	-	-	-	-	-	-	-	-	-	-	-	-	-	Total	-	-	-	-	-	-	-	-	-	-	-	-	-	-	-	-	-	-	-	-	-	-	-	-	-	-	-	-	-	Tinged:																															3-O.M.	-	-	-	-	-	-	-	-	-	-	-	-	-	-	-	-	-	-	-	-	-	-	-	-	-	-	-	-	-	4-S.M.	-	-	-	-	-	-	-	-	-	-	-	-	-	-	-	-	-	-	-	-	-	-	-	-	-	-	-	-	-	5-M.	-	-	-	-	-	-	-	-	-	-	-	-	-	-	-	-	-	-	-	-	-	-	-	-	-	-	-	-	-	6-S.L.M.	-	-	-	-	-	-	-	-	-	-	-	-	-	-	-	-	-	-	-	-	-	-	-	-	-	-	-	-	-	7-L.M.	-	-	-	-	-	-	-	-	-	-	-	-	-	-	-	-	-	-	-	-	-	-	-	-	-	-	-	-	-	Total	-	-	-	-	-	-	-	-	-	-	-	-	-	-	-	-	-	-	-	-	-	-	-	-	-	-	-	-	-	Below Grade	-	-	-	-	-	-	-	-	-	-	-	-	-	-	-	-	-	-	-	-	-	-	-	-	-	-	-	-	-	All grades	-	-	-	-	-	-	-	-	-	-	-	-	-	-	-	-	-	-	-	-	-	-	-	-	-	-	-	-	-	All grades	-	-	-	-	-	-	-	-	-	-	-	-	-	-	-	-	-	-	-	-	-	-	-	-	-	-	-	-	-																																																																																																																																																																																																																																																																																																																																																																																																																																																																				
6-S.L.M.	-	-	-	-	-	-	-	-	-	-	-	-	-	-	-	-	-	-	-	-	-	-	-	-	-	-	-	-	-	7-L.M.	-	-	-	-	-	-	-	-	-	-	-	-	-	-	-	-	-	-	-	-	-	-	-	-	-	-	-	-	-	Total	-	-	-	-	-	-	-	-	-	-	-	-	-	-	-	-	-	-	-	-	-	-	-	-	-	-	-	-	-	Tinged:																															3-O.M.	-	-	-	-	-	-	-	-	-	-	-	-	-	-	-	-	-	-	-	-	-	-	-	-	-	-	-	-	-	4-S.M.	-	-	-	-	-	-	-	-	-	-	-	-	-	-	-	-	-	-	-	-	-	-	-	-	-	-	-	-	-	5-M.	-	-	-	-	-	-	-	-	-	-	-	-	-	-	-	-	-	-	-	-	-	-	-	-	-	-	-	-	-	6-S.L.M.	-	-	-	-	-	-	-	-	-	-	-	-	-	-	-	-	-	-	-	-	-	-	-	-	-	-	-	-	-	7-L.M.	-	-	-	-	-	-	-	-	-	-	-	-	-	-	-	-	-	-	-	-	-	-	-	-	-	-	-	-	-	Total	-	-	-	-	-	-	-	-	-	-	-	-	-	-	-	-	-	-	-	-	-	-	-	-	-	-	-	-	-	Below Grade	-	-	-	-	-	-	-	-	-	-	-	-	-	-	-	-	-	-	-	-	-	-	-	-	-	-	-	-	-	All grades	-	-	-	-	-	-	-	-	-	-	-	-	-	-	-	-	-	-	-	-	-	-	-	-	-	-	-	-	-	All grades	-	-	-	-	-	-	-	-	-	-	-	-	-	-	-	-	-	-	-	-	-	-	-	-	-	-	-	-	-																																																																																																																																																																																																																																																																																																																																																																																																																																																																																																		
7-L.M.	-	-	-	-	-	-	-	-	-	-	-	-	-	-	-	-	-	-	-	-	-	-	-	-	-	-	-	-	-	Total	-	-	-	-	-	-	-	-	-	-	-	-	-	-	-	-	-	-	-	-	-	-	-	-	-	-	-	-	-	Tinged:																															3-O.M.	-	-	-	-	-	-	-	-	-	-	-	-	-	-	-	-	-	-	-	-	-	-	-	-	-	-	-	-	-	4-S.M.	-	-	-	-	-	-	-	-	-	-	-	-	-	-	-	-	-	-	-	-	-	-	-	-	-	-	-	-	-	5-M.	-	-	-	-	-	-	-	-	-	-	-	-	-	-	-	-	-	-	-	-	-	-	-	-	-	-	-	-	-	6-S.L.M.	-	-	-	-	-	-	-	-	-	-	-	-	-	-	-	-	-	-	-	-	-	-	-	-	-	-	-	-	-	7-L.M.	-	-	-	-	-	-	-	-	-	-	-	-	-	-	-	-	-	-	-	-	-	-	-	-	-	-	-	-	-	Total	-	-	-	-	-	-	-	-	-	-	-	-	-	-	-	-	-	-	-	-	-	-	-	-	-	-	-	-	-	Below Grade	-	-	-	-	-	-	-	-	-	-	-	-	-	-	-	-	-	-	-	-	-	-	-	-	-	-	-	-	-	All grades	-	-	-	-	-	-	-	-	-	-	-	-	-	-	-	-	-	-	-	-	-	-	-	-	-	-	-	-	-	All grades	-	-	-	-	-	-	-	-	-	-	-	-	-	-	-	-	-	-	-	-	-	-	-	-	-	-	-	-	-																																																																																																																																																																																																																																																																																																																																																																																																																																																																																																																																
Total	-	-	-	-	-	-	-	-	-	-	-	-	-	-	-	-	-	-	-	-	-	-	-	-	-	-	-	-	-	Tinged:																															3-O.M.	-	-	-	-	-	-	-	-	-	-	-	-	-	-	-	-	-	-	-	-	-	-	-	-	-	-	-	-	-	4-S.M.	-	-	-	-	-	-	-	-	-	-	-	-	-	-	-	-	-	-	-	-	-	-	-	-	-	-	-	-	-	5-M.	-	-	-	-	-	-	-	-	-	-	-	-	-	-	-	-	-	-	-	-	-	-	-	-	-	-	-	-	-	6-S.L.M.	-	-	-	-	-	-	-	-	-	-	-	-	-	-	-	-	-	-	-	-	-	-	-	-	-	-	-	-	-	7-L.M.	-	-	-	-	-	-	-	-	-	-	-	-	-	-	-	-	-	-	-	-	-	-	-	-	-	-	-	-	-	Total	-	-	-	-	-	-	-	-	-	-	-	-	-	-	-	-	-	-	-	-	-	-	-	-	-	-	-	-	-	Below Grade	-	-	-	-	-	-	-	-	-	-	-	-	-	-	-	-	-	-	-	-	-	-	-	-	-	-	-	-	-	All grades	-	-	-	-	-	-	-	-	-	-	-	-	-	-	-	-	-	-	-	-	-	-	-	-	-	-	-	-	-	All grades	-	-	-	-	-	-	-	-	-	-	-	-	-	-	-	-	-	-	-	-	-	-	-	-	-	-	-	-	-																																																																																																																																																																																																																																																																																																																																																																																																																																																																																																																																																														
Tinged:																															3-O.M.	-	-	-	-	-	-	-	-	-	-	-	-	-	-	-	-	-	-	-	-	-	-	-	-	-	-	-	-	-	4-S.M.	-	-	-	-	-	-	-	-	-	-	-	-	-	-	-	-	-	-	-	-	-	-	-	-	-	-	-	-	-	5-M.	-	-	-	-	-	-	-	-	-	-	-	-	-	-	-	-	-	-	-	-	-	-	-	-	-	-	-	-	-	6-S.L.M.	-	-	-	-	-	-	-	-	-	-	-	-	-	-	-	-	-	-	-	-	-	-	-	-	-	-	-	-	-	7-L.M.	-	-	-	-	-	-	-	-	-	-	-	-	-	-	-	-	-	-	-	-	-	-	-	-	-	-	-	-	-	Total	-	-	-	-	-	-	-	-	-	-	-	-	-	-	-	-	-	-	-	-	-	-	-	-	-	-	-	-	-	Below Grade	-	-	-	-	-	-	-	-	-	-	-	-	-	-	-	-	-	-	-	-	-	-	-	-	-	-	-	-	-	All grades	-	-	-	-	-	-	-	-	-	-	-	-	-	-	-	-	-	-	-	-	-	-	-	-	-	-	-	-	-	All grades	-	-	-	-	-	-	-	-	-	-	-	-	-	-	-	-	-	-	-	-	-	-	-	-	-	-	-	-	-																																																																																																																																																																																																																																																																																																																																																																																																																																																																																																																																																																																												
3-O.M.	-	-	-	-	-	-	-	-	-	-	-	-	-	-	-	-	-	-	-	-	-	-	-	-	-	-	-	-	-	4-S.M.	-	-	-	-	-	-	-	-	-	-	-	-	-	-	-	-	-	-	-	-	-	-	-	-	-	-	-	-	-	5-M.	-	-	-	-	-	-	-	-	-	-	-	-	-	-	-	-	-	-	-	-	-	-	-	-	-	-	-	-	-	6-S.L.M.	-	-	-	-	-	-	-	-	-	-	-	-	-	-	-	-	-	-	-	-	-	-	-	-	-	-	-	-	-	7-L.M.	-	-	-	-	-	-	-	-	-	-	-	-	-	-	-	-	-	-	-	-	-	-	-	-	-	-	-	-	-	Total	-	-	-	-	-	-	-	-	-	-	-	-	-	-	-	-	-	-	-	-	-	-	-	-	-	-	-	-	-	Below Grade	-	-	-	-	-	-	-	-	-	-	-	-	-	-	-	-	-	-	-	-	-	-	-	-	-	-	-	-	-	All grades	-	-	-	-	-	-	-	-	-	-	-	-	-	-	-	-	-	-	-	-	-	-	-	-	-	-	-	-	-	All grades	-	-	-	-	-	-	-	-	-	-	-	-	-	-	-	-	-	-	-	-	-	-	-	-	-	-	-	-	-																																																																																																																																																																																																																																																																																																																																																																																																																																																																																																																																																																																																																											
4-S.M.	-	-	-	-	-	-	-	-	-	-	-	-	-	-	-	-	-	-	-	-	-	-	-	-	-	-	-	-	-	5-M.	-	-	-	-	-	-	-	-	-	-	-	-	-	-	-	-	-	-	-	-	-	-	-	-	-	-	-	-	-	6-S.L.M.	-	-	-	-	-	-	-	-	-	-	-	-	-	-	-	-	-	-	-	-	-	-	-	-	-	-	-	-	-	7-L.M.	-	-	-	-	-	-	-	-	-	-	-	-	-	-	-	-	-	-	-	-	-	-	-	-	-	-	-	-	-	Total	-	-	-	-	-	-	-	-	-	-	-	-	-	-	-	-	-	-	-	-	-	-	-	-	-	-	-	-	-	Below Grade	-	-	-	-	-	-	-	-	-	-	-	-	-	-	-	-	-	-	-	-	-	-	-	-	-	-	-	-	-	All grades	-	-	-	-	-	-	-	-	-	-	-	-	-	-	-	-	-	-	-	-	-	-	-	-	-	-	-	-	-	All grades	-	-	-	-	-	-	-	-	-	-	-	-	-	-	-	-	-	-	-	-	-	-	-	-	-	-	-	-	-																																																																																																																																																																																																																																																																																																																																																																																																																																																																																																																																																																																																																																																									
5-M.	-	-	-	-	-	-	-	-	-	-	-	-	-	-	-	-	-	-	-	-	-	-	-	-	-	-	-	-	-	6-S.L.M.	-	-	-	-	-	-	-	-	-	-	-	-	-	-	-	-	-	-	-	-	-	-	-	-	-	-	-	-	-	7-L.M.	-	-	-	-	-	-	-	-	-	-	-	-	-	-	-	-	-	-	-	-	-	-	-	-	-	-	-	-	-	Total	-	-	-	-	-	-	-	-	-	-	-	-	-	-	-	-	-	-	-	-	-	-	-	-	-	-	-	-	-	Below Grade	-	-	-	-	-	-	-	-	-	-	-	-	-	-	-	-	-	-	-	-	-	-	-	-	-	-	-	-	-	All grades	-	-	-	-	-	-	-	-	-	-	-	-	-	-	-	-	-	-	-	-	-	-	-	-	-	-	-	-	-	All grades	-	-	-	-	-	-	-	-	-	-	-	-	-	-	-	-	-	-	-	-	-	-	-	-	-	-	-	-	-																																																																																																																																																																																																																																																																																																																																																																																																																																																																																																																																																																																																																																																																																							
6-S.L.M.	-	-	-	-	-	-	-	-	-	-	-	-	-	-	-	-	-	-	-	-	-	-	-	-	-	-	-	-	-	7-L.M.	-	-	-	-	-	-	-	-	-	-	-	-	-	-	-	-	-	-	-	-	-	-	-	-	-	-	-	-	-	Total	-	-	-	-	-	-	-	-	-	-	-	-	-	-	-	-	-	-	-	-	-	-	-	-	-	-	-	-	-	Below Grade	-	-	-	-	-	-	-	-	-	-	-	-	-	-	-	-	-	-	-	-	-	-	-	-	-	-	-	-	-	All grades	-	-	-	-	-	-	-	-	-	-	-	-	-	-	-	-	-	-	-	-	-	-	-	-	-	-	-	-	-	All grades	-	-	-	-	-	-	-	-	-	-	-	-	-	-	-	-	-	-	-	-	-	-	-	-	-	-	-	-	-																																																																																																																																																																																																																																																																																																																																																																																																																																																																																																																																																																																																																																																																																																																					
7-L.M.	-	-	-	-	-	-	-	-	-	-	-	-	-	-	-	-	-	-	-	-	-	-	-	-	-	-	-	-	-	Total	-	-	-	-	-	-	-	-	-	-	-	-	-	-	-	-	-	-	-	-	-	-	-	-	-	-	-	-	-	Below Grade	-	-	-	-	-	-	-	-	-	-	-	-	-	-	-	-	-	-	-	-	-	-	-	-	-	-	-	-	-	All grades	-	-	-	-	-	-	-	-	-	-	-	-	-	-	-	-	-	-	-	-	-	-	-	-	-	-	-	-	-	All grades	-	-	-	-	-	-	-	-	-	-	-	-	-	-	-	-	-	-	-	-	-	-	-	-	-	-	-	-	-																																																																																																																																																																																																																																																																																																																																																																																																																																																																																																																																																																																																																																																																																																																																																			
Total	-	-	-	-	-	-	-	-	-	-	-	-	-	-	-	-	-	-	-	-	-	-	-	-	-	-	-	-	-	Below Grade	-	-	-	-	-	-	-	-	-	-	-	-	-	-	-	-	-	-	-	-	-	-	-	-	-	-	-	-	-	All grades	-	-	-	-	-	-	-	-	-	-	-	-	-	-	-	-	-	-	-	-	-	-	-	-	-	-	-	-	-	All grades	-	-	-	-	-	-	-	-	-	-	-	-	-	-	-	-	-	-	-	-	-	-	-	-	-	-	-	-	-																																																																																																																																																																																																																																																																																																																																																																																																																																																																																																																																																																																																																																																																																																																																																																																	
Below Grade	-	-	-	-	-	-	-	-	-	-	-	-	-	-	-	-	-	-	-	-	-	-	-	-	-	-	-	-	-	All grades	-	-	-	-	-	-	-	-	-	-	-	-	-	-	-	-	-	-	-	-	-	-	-	-	-	-	-	-	-	All grades	-	-	-	-	-	-	-	-	-	-	-	-	-	-	-	-	-	-	-	-	-	-	-	-	-	-	-	-	-																																																																																																																																																																																																																																																																																																																																																																																																																																																																																																																																																																																																																																																																																																																																																																																																															
All grades	-	-	-	-	-	-	-	-	-	-	-	-	-	-	-	-	-	-	-	-	-	-	-	-	-	-	-	-	-	All grades	-	-	-	-	-	-	-	-	-	-	-	-	-	-	-	-	-	-	-	-	-	-	-	-	-	-	-	-	-																																																																																																																																																																																																																																																																																																																																																																																																																																																																																																																																																																																																																																																																																																																																																																																																																																													
All grades	-	-	-	-	-	-	-	-	-	-	-	-	-	-	-	-	-	-	-	-	-	-	-	-	-	-	-	-	-																																																																																																																																																																																																																																																																																																																																																																																																																																																																																																																																																																																																																																																																																																																																																																																																																																																																											

Percentage rough preparation . . . . . 1.8  
 Grade index . . . . . 91.9  
 Average staple length . . . . . 33.6

As reported by the Bureau of the Census, running bales, lintors excluded.

Table 16.--Grade and staple length of upland cotton ginned in Kentucky, 1940-50

Grade	1 1/8 inch		1 1/16 inch		1 1/8 inch		1 1/16 inch		1 1/8 inch		1 1/16 inch		1 1/8 inch		1 1/16 inch		1 1/8 inch		1 1/16 inch		All lengths	
	Bales	Percent	Bales	Percent	Bales	Percent	Bales	Percent	Bales	Percent	Bales	Percent	Bales	Percent	Bales	Percent	Bales	Percent	Bales	Percent		
<b>White:</b>																						
1-M.F.	-	-	-	-	-	-	-	-	-	-	-	-	-	-	-	-	-	-	-	-	-	
2-S.G.M.	-	-	-	-	-	-	-	-	-	-	-	-	-	-	-	-	-	-	-	-	-	
3-O.M.	-	-	-	-	-	-	-	-	-	-	-	-	-	-	-	-	-	-	-	-	-	
4-S.M.	-	-	-	-	-	-	-	-	-	-	-	-	-	-	-	-	-	-	-	-	-	
5-M.	-	-	-	-	-	-	-	-	-	-	-	-	-	-	-	-	-	-	-	-	0.2	
6-S.L.M.	-	-	-	-	-	-	-	-	-	-	-	-	-	-	-	-	-	-	-	-	12.1	
7-L.M.	-	-	-	-	-	-	-	-	-	-	-	-	-	-	-	-	-	-	-	-	36.8	
8-S.G.O.	-	-	-	-	-	-	-	-	-	-	-	-	-	-	-	-	-	-	-	-	1,043	
9-G.O.	-	-	-	-	-	-	-	-	-	-	-	-	-	-	-	-	-	-	-	-	77	
Total.	-	-	3	11	261	923	3,684	874	-	-	-	-	-	-	-	-	-	-	-	-	5,756	
<b>Spotted:</b>																						
3-O.M.	-	-	-	-	-	-	-	-	-	-	-	-	-	-	-	-	-	-	-	-	-	
4-S.M.	-	-	-	-	-	-	-	-	-	-	-	-	-	-	-	-	-	-	-	-	-	
5-M.	-	-	-	-	-	-	-	-	-	-	-	-	-	-	-	-	-	-	-	-	35	
6-S.L.M.	-	-	-	-	-	-	-	-	-	-	-	-	-	-	-	-	-	-	-	-	856	
7-L.M.	-	-	-	-	-	-	-	-	-	-	-	-	-	-	-	-	-	-	-	-	1,819	
Total.	-	-	14	57	801	1,080	1,170	100	-	-	-	-	-	-	-	-	-	-	-	-	3,172	
<b>Tinged:</b>																						
3-O.M.	-	-	-	-	-	-	-	-	-	-	-	-	-	-	-	-	-	-	-	-	-	
4-S.M.	-	-	-	-	-	-	-	-	-	-	-	-	-	-	-	-	-	-	-	-	-	
5-M.	-	-	-	-	-	-	-	-	-	-	-	-	-	-	-	-	-	-	-	-	17	
6-S.L.M.	-	-	-	-	-	-	-	-	-	-	-	-	-	-	-	-	-	-	-	-	80	
7-L.M.	-	-	-	-	-	-	-	-	-	-	-	-	-	-	-	-	-	-	-	-	170	
Total.	-	-	62	14	130	113	30	-	-	-	-	-	-	-	-	-	-	-	-	-	91	
<b>Grey:</b>																						
3-O.M.	-	-	-	-	-	-	-	-	-	-	-	-	-	-	-	-	-	-	-	-	-	
4-S.M.	-	-	-	-	-	-	-	-	-	-	-	-	-	-	-	-	-	-	-	-	2	
5-M.	-	-	-	-	-	-	-	-	-	-	-	-	-	-	-	-	-	-	-	-	40	
6-S.L.M.	-	-	-	-	-	-	-	-	-	-	-	-	-	-	-	-	-	-	-	-	62	
7-L.M.	-	-	-	-	-	-	-	-	-	-	-	-	-	-	-	-	-	-	-	-	-	
Total.	-	-	3	3	30	25	36	-	-	-	-	-	-	-	-	-	-	-	-	-	94	
<b>Below Grade:</b>																						
19	-	-	4	-	0	3	5	-	-	-	-	-	-	-	-	-	-	-	-	-	60	
<b>All grades:</b>																						
19	-	-	86	82	1,240	2,094	4,925	974	-	-	-	-	-	-	-	-	-	-	-	-	9,820	
0.2	-	-	0.9	0.9	13.2	22.2	52.3	10.3	-	-	-	-	-	-	-	-	-	-	-	-	100.0	
<b>All grades:</b>																						
Percentage rough preparation																						0.2
Grade index																						91.7
Average staple length																						33.5

As reported by the Bureau of the Census, running bales, lintors excluded.

Less than 0.05 percent.

Table 19.—Grade and staple length of upland cotton ginned in Louisiana, 1940-50

Grade	13/16 inch		7/8 inch		29/32 inch		15/16 inch		31/32 inch		1 inch		1-1/32 inch		1-1/16 inch		1-3/32 inch		1-1/8 inch		1-5/32 inch		1-3/16 inch		1-7/32 inch		1-1/4 inch																																																																																																																																																																																																																																																																																																																																																																																																																																																																																																																																																																																																																																																																																																																																																																																																																																																																																																																																																																																																																																																																																									
	Bales	Percent	Bales	Percent	Bales	Percent	Bales	Percent	Bales	Percent	Bales	Percent	Bales	Percent	Bales	Percent	Bales	Percent	Bales	Percent	Bales	Percent	Bales	Percent	Bales	Percent	Bales	Percent																																																																																																																																																																																																																																																																																																																																																																																																																																																																																																																																																																																																																																																																																																																																																																																																																																																																																																																																																																																																																																																																																								
Whites:																														1-4.F.	-	-	-	-	-	-	-	-	-	-	-	-	-	-	-	-	-	-	-	-	-	-	-	-	-	-	-	-	-	2-0.G.M.	-	-	-	-	-	-	-	-	-	-	-	-	-	-	-	-	-	-	-	-	-	-	-	-	-	-	-	-	-	3-0.M.	-	-	-	-	-	-	-	-	-	-	-	-	-	-	-	-	-	-	-	-	-	-	-	-	-	-	-	-	-	4-0.L.	-	-	-	-	-	-	-	-	-	-	-	-	-	-	-	-	-	-	-	-	-	-	-	-	-	-	-	-	-	5-0.L.M.	10	22	203	47	115	1,416	15,966	20,193	57	210	2,176	5,806	698	175	19	71	44,154	7.0	764	0.1	-	-	-	-	-	-	-	-	6-0.L.M.	56	249	898	811	5,646	50,210	182,176	51,000	5,937	1,096	225	58	67	246,632	36.3	71	44,154	7.0	764	0.1	-	-	-	-	-	-	-	-	7-1.L.M.	71	161	40	526	5,782	85,247	26,841	1,687	162	3,889	30,613	3,889	7	13	14	219,317	34.6	85,972	13.1	-	-	-	-	-	-	-	-	-	8-1.G.O.	50	117	51	126	2,187	8,917	2,275	135	7	130	562	216	7	13	14	219,317	34.6	85,972	13.1	-	-	-	-	-	-	-	-	-	9-0.G.O.	11	25	11	25	11	25	11	25	11	25	11	25	11	25	11	25	11	25	11	25	11	25	11	25	11	25	11	25	11	Total.	198	560	294	1,568	1,830	21,667	169,923	309,695	102,278	1,923	433	90	182	610,416	96.4	-	-	-	-	-	-	-	-	-	-	-	-	-	-	Spotted:																														3-0.M.	-	-	-	-	-	-	-	-	-	-	-	-	-	-	-	-	-	-	-	-	-	-	-	-	-	-	-	-	-	4-0.M.	-	-	-	-	-	-	-	-	-	-	-	-	-	-	-	-	-	-	-	-	-	-	-	-	-	-	-	-	-	5-M.	118	34	89	1,159	2,531	34	296	4,292	7	7	7	7	7	7	7	7	7	7	7	7	7	7	7	7	7	7	7	7	7	6-0.L.M.	66	43	601	3,869	3,320	137	137	137	137	137	137	137	137	137	137	137	137	137	137	137	137	137	137	137	137	137	137	137	137	7-1.L.M.	31	10	-	426	4,100	1,280	49	49	49	49	49	49	49	49	49	49	49	49	49	49	49	49	49	49	49	49	49	49	49	Total.	225	77	65	1,854	10,416	7,250	482	14	14	14	14	14	14	14	14	14	14	14	14	14	14	14	14	14	14	14	14	14	14	Mixed:																														3-0.M.	-	-	-	-	-	-	-	-	-	-	-	-	-	-	-	-	-	-	-	-	-	-	-	-	-	-	-	-	-	4-0.M.	-	-	-	-	-	-	-	-	-	-	-	-	-	-	-	-	-	-	-	-	-	-	-	-	-	-	-	-	-	5-M.	-	-	-	-	-	-	-	-	-	-	-	-	-	-	-	-	-	-	-	-	-	-	-	-	-	-	-	-	-	6-0.L.M.	-	-	-	-	-	-	-	-	-	-	-	-	-	-	-	-	-	-	-	-	-	-	-	-	-	-	-	-	-	7-1.L.M.	-	-	-	-	-	-	-	-	-	-	-	-	-	-	-	-	-	-	-	-	-	-	-	-	-	-	-	-	-	Total.	-	-	-	-	-	-	-	-	-	-	-	-	-	-	-	-	-	-	-	-	-	-	-	-	-	-	-	-	-	Gray:																														3-0.M.	-	-	-	-	-	-	-	-	-	-	-	-	-	-	-	-	-	-	-	-	-	-	-	-	-	-	-	-	-	4-0.M.	-	-	-	-	-	-	-	-	-	-	-	-	-	-	-	-	-	-	-	-	-	-	-	-	-	-	-	-	-	5-M.	-	-	9	396	1,200	894	70	70	70	70	70	70	70	70	70	70	70	70	70	70	70	70	70	70	70	70	70	70	70	6-0.L.M.	-	-	-	-	-	-	-	-	-	-	-	-	-	-	-	-	-	-	-	-	-	-	-	-	-	-	-	-	-	Total.	-	-	9	396	1,200	894	70	70	70	70	70	70	70	70	70	70	70	70	70	70	70	70	70	70	70	70	70	70	70	Below Grade:																														1-1/4	-	-	-	-	-	-	-	-	-	-	-	-	-	-	-	-	-	-	-	-	-	-	-	-	-	-	-	-	-	Total.	-	-	-	-	-	-	-	-	-	-	-	-	-	-	-	-	-	-	-	-	-	-	-	-	-	-	-	-	-	All grades.	198	765	300	1,673	1,962	24,140	167,863	317,644	102,787	13,612	433	104	182	610,416	100.0	-	-	-	-	-	-	-	-	-	-	-	-	-	-	All grades.	Percent	Percent	Percent	Percent	Percent	Percent	Percent	Percent	Percent	Percent	Percent	Percent	Percent	Percent	Percent	Percent	Percent	Percent	Percent	Percent	Percent	Percent	Percent	Percent	Percent	Percent	Percent	Percent	Percent	Percent
1-4.F.	-	-	-	-	-	-	-	-	-	-	-	-	-	-	-	-	-	-	-	-	-	-	-	-	-	-	-	-	-	2-0.G.M.	-	-	-	-	-	-	-	-	-	-	-	-	-	-	-	-	-	-	-	-	-	-	-	-	-	-	-	-	-	3-0.M.	-	-	-	-	-	-	-	-	-	-	-	-	-	-	-	-	-	-	-	-	-	-	-	-	-	-	-	-	-	4-0.L.	-	-	-	-	-	-	-	-	-	-	-	-	-	-	-	-	-	-	-	-	-	-	-	-	-	-	-	-	-	5-0.L.M.	10	22	203	47	115	1,416	15,966	20,193	57	210	2,176	5,806	698	175	19	71	44,154	7.0	764	0.1	-	-	-	-	-	-	-	-	6-0.L.M.	56	249	898	811	5,646	50,210	182,176	51,000	5,937	1,096	225	58	67	246,632	36.3	71	44,154	7.0	764	0.1	-	-	-	-	-	-	-	-	7-1.L.M.	71	161	40	526	5,782	85,247	26,841	1,687	162	3,889	30,613	3,889	7	13	14	219,317	34.6	85,972	13.1	-	-	-	-	-	-	-	-	-	8-1.G.O.	50	117	51	126	2,187	8,917	2,275	135	7	130	562	216	7	13	14	219,317	34.6	85,972	13.1	-	-	-	-	-	-	-	-	-	9-0.G.O.	11	25	11	25	11	25	11	25	11	25	11	25	11	25	11	25	11	25	11	25	11	25	11	25	11	25	11	25	11	Total.	198	560	294	1,568	1,830	21,667	169,923	309,695	102,278	1,923	433	90	182	610,416	96.4	-	-	-	-	-	-	-	-	-	-	-	-	-	-	Spotted:																														3-0.M.	-	-	-	-	-	-	-	-	-	-	-	-	-	-	-	-	-	-	-	-	-	-	-	-	-	-	-	-	-	4-0.M.	-	-	-	-	-	-	-	-	-	-	-	-	-	-	-	-	-	-	-	-	-	-	-	-	-	-	-	-	-	5-M.	118	34	89	1,159	2,531	34	296	4,292	7	7	7	7	7	7	7	7	7	7	7	7	7	7	7	7	7	7	7	7	7	6-0.L.M.	66	43	601	3,869	3,320	137	137	137	137	137	137	137	137	137	137	137	137	137	137	137	137	137	137	137	137	137	137	137	137	7-1.L.M.	31	10	-	426	4,100	1,280	49	49	49	49	49	49	49	49	49	49	49	49	49	49	49	49	49	49	49	49	49	49	49	Total.	225	77	65	1,854	10,416	7,250	482	14	14	14	14	14	14	14	14	14	14	14	14	14	14	14	14	14	14	14	14	14	14	Mixed:																														3-0.M.	-	-	-	-	-	-	-	-	-	-	-	-	-	-	-	-	-	-	-	-	-	-	-	-	-	-	-	-	-	4-0.M.	-	-	-	-	-	-	-	-	-	-	-	-	-	-	-	-	-	-	-	-	-	-	-	-	-	-	-	-	-	5-M.	-	-	-	-	-	-	-	-	-	-	-	-	-	-	-	-	-	-	-	-	-	-	-	-	-	-	-	-	-	6-0.L.M.	-	-	-	-	-	-	-	-	-	-	-	-	-	-	-	-	-	-	-	-	-	-	-	-	-	-	-	-	-	7-1.L.M.	-	-	-	-	-	-	-	-	-	-	-	-	-	-	-	-	-	-	-	-	-	-	-	-	-	-	-	-	-	Total.	-	-	-	-	-	-	-	-	-	-	-	-	-	-	-	-	-	-	-	-	-	-	-	-	-	-	-	-	-	Gray:																														3-0.M.	-	-	-	-	-	-	-	-	-	-	-	-	-	-	-	-	-	-	-	-	-	-	-	-	-	-	-	-	-	4-0.M.	-	-	-	-	-	-	-	-	-	-	-	-	-	-	-	-	-	-	-	-	-	-	-	-	-	-	-	-	-	5-M.	-	-	9	396	1,200	894	70	70	70	70	70	70	70	70	70	70	70	70	70	70	70	70	70	70	70	70	70	70	70	6-0.L.M.	-	-	-	-	-	-	-	-	-	-	-	-	-	-	-	-	-	-	-	-	-	-	-	-	-	-	-	-	-	Total.	-	-	9	396	1,200	894	70	70	70	70	70	70	70	70	70	70	70	70	70	70	70	70	70	70	70	70	70	70	70	Below Grade:																														1-1/4	-	-	-	-	-	-	-	-	-	-	-	-	-	-	-	-	-	-	-	-	-	-	-	-	-	-	-	-	-	Total.	-	-	-	-	-	-	-	-	-	-	-	-	-	-	-	-	-	-	-	-	-	-	-	-	-	-	-	-	-	All grades.	198	765	300	1,673	1,962	24,140	167,863	317,644	102,787	13,612	433	104	182	610,416	100.0	-	-	-	-	-	-	-	-	-	-	-	-	-	-	All grades.	Percent	Percent	Percent	Percent	Percent	Percent	Percent	Percent	Percent	Percent	Percent	Percent	Percent	Percent	Percent	Percent	Percent	Percent	Percent	Percent	Percent	Percent	Percent	Percent	Percent	Percent	Percent	Percent	Percent	Percent																														
2-0.G.M.	-	-	-	-	-	-	-	-	-	-	-	-	-	-	-	-	-	-	-	-	-	-	-	-	-	-	-	-	-	3-0.M.	-	-	-	-	-	-	-	-	-	-	-	-	-	-	-	-	-	-	-	-	-	-	-	-	-	-	-	-	-	4-0.L.	-	-	-	-	-	-	-	-	-	-	-	-	-	-	-	-	-	-	-	-	-	-	-	-	-	-	-	-	-	5-0.L.M.	10	22	203	47	115	1,416	15,966	20,193	57	210	2,176	5,806	698	175	19	71	44,154	7.0	764	0.1	-	-	-	-	-	-	-	-	6-0.L.M.	56	249	898	811	5,646	50,210	182,176	51,000	5,937	1,096	225	58	67	246,632	36.3	71	44,154	7.0	764	0.1	-	-	-	-	-	-	-	-	7-1.L.M.	71	161	40	526	5,782	85,247	26,841	1,687	162	3,889	30,613	3,889	7	13	14	219,317	34.6	85,972	13.1	-	-	-	-	-	-	-	-	-	8-1.G.O.	50	117	51	126	2,187	8,917	2,275	135	7	130	562	216	7	13	14	219,317	34.6	85,972	13.1	-	-	-	-	-	-	-	-	-	9-0.G.O.	11	25	11	25	11	25	11	25	11	25	11	25	11	25	11	25	11	25	11	25	11	25	11	25	11	25	11	25	11	Total.	198	560	294	1,568	1,830	21,667	169,923	309,695	102,278	1,923	433	90	182	610,416	96.4	-	-	-	-	-	-	-	-	-	-	-	-	-	-	Spotted:																														3-0.M.	-	-	-	-	-	-	-	-	-	-	-	-	-	-	-	-	-	-	-	-	-	-	-	-	-	-	-	-	-	4-0.M.	-	-	-	-	-	-	-	-	-	-	-	-	-	-	-	-	-	-	-	-	-	-	-	-	-	-	-	-	-	5-M.	118	34	89	1,159	2,531	34	296	4,292	7	7	7	7	7	7	7	7	7	7	7	7	7	7	7	7	7	7	7	7	7	6-0.L.M.	66	43	601	3,869	3,320	137	137	137	137	137	137	137	137	137	137	137	137	137	137	137	137	137	137	137	137	137	137	137	137	7-1.L.M.	31	10	-	426	4,100	1,280	49	49	49	49	49	49	49	49	49	49	49	49	49	49	49	49	49	49	49	49	49	49	49	Total.	225	77	65	1,854	10,416	7,250	482	14	14	14	14	14	14	14	14	14	14	14	14	14	14	14	14	14	14	14	14	14	14	Mixed:																														3-0.M.	-	-	-	-	-	-	-	-	-	-	-	-	-	-	-	-	-	-	-	-	-	-	-	-	-	-	-	-	-	4-0.M.	-	-	-	-	-	-	-	-	-	-	-	-	-	-	-	-	-	-	-	-	-	-	-	-	-	-	-	-	-	5-M.	-	-	-	-	-	-	-	-	-	-	-	-	-	-	-	-	-	-	-	-	-	-	-	-	-	-	-	-	-	6-0.L.M.	-	-	-	-	-	-	-	-	-	-	-	-	-	-	-	-	-	-	-	-	-	-	-	-	-	-	-	-	-	7-1.L.M.	-	-	-	-	-	-	-	-	-	-	-	-	-	-	-	-	-	-	-	-	-	-	-	-	-	-	-	-	-	Total.	-	-	-	-	-	-	-	-	-	-	-	-	-	-	-	-	-	-	-	-	-	-	-	-	-	-	-	-	-	Gray:																														3-0.M.	-	-	-	-	-	-	-	-	-	-	-	-	-	-	-	-	-	-	-	-	-	-	-	-	-	-	-	-	-	4-0.M.	-	-	-	-	-	-	-	-	-	-	-	-	-	-	-	-	-	-	-	-	-	-	-	-	-	-	-	-	-	5-M.	-	-	9	396	1,200	894	70	70	70	70	70	70	70	70	70	70	70	70	70	70	70	70	70	70	70	70	70	70	70	6-0.L.M.	-	-	-	-	-	-	-	-	-	-	-	-	-	-	-	-	-	-	-	-	-	-	-	-	-	-	-	-	-	Total.	-	-	9	396	1,200	894	70	70	70	70	70	70	70	70	70	70	70	70	70	70	70	70	70	70	70	70	70	70	70	Below Grade:																														1-1/4	-	-	-	-	-	-	-	-	-	-	-	-	-	-	-	-	-	-	-	-	-	-	-	-	-	-	-	-	-	Total.	-	-	-	-	-	-	-	-	-	-	-	-	-	-	-	-	-	-	-	-	-	-	-	-	-	-	-	-	-	All grades.	198	765	300	1,673	1,962	24,140	167,863	317,644	102,787	13,612	433	104	182	610,416	100.0	-	-	-	-	-	-	-	-	-	-	-	-	-	-	All grades.	Percent	Percent	Percent	Percent	Percent	Percent	Percent	Percent	Percent	Percent	Percent	Percent	Percent	Percent	Percent	Percent	Percent	Percent	Percent	Percent	Percent	Percent	Percent	Percent	Percent	Percent	Percent	Percent	Percent	Percent																																																												
3-0.M.	-	-	-	-	-	-	-	-	-	-	-	-	-	-	-	-	-	-	-	-	-	-	-	-	-	-	-	-	-	4-0.L.	-	-	-	-	-	-	-	-	-	-	-	-	-	-	-	-	-	-	-	-	-	-	-	-	-	-	-	-	-	5-0.L.M.	10	22	203	47	115	1,416	15,966	20,193	57	210	2,176	5,806	698	175	19	71	44,154	7.0	764	0.1	-	-	-	-	-	-	-	-	6-0.L.M.	56	249	898	811	5,646	50,210	182,176	51,000	5,937	1,096	225	58	67	246,632	36.3	71	44,154	7.0	764	0.1	-	-	-	-	-	-	-	-	7-1.L.M.	71	161	40	526	5,782	85,247	26,841	1,687	162	3,889	30,613	3,889	7	13	14	219,317	34.6	85,972	13.1	-	-	-	-	-	-	-	-	-	8-1.G.O.	50	117	51	126	2,187	8,917	2,275	135	7	130	562	216	7	13	14	219,317	34.6	85,972	13.1	-	-	-	-	-	-	-	-	-	9-0.G.O.	11	25	11	25	11	25	11	25	11	25	11	25	11	25	11	25	11	25	11	25	11	25	11	25	11	25	11	25	11	Total.	198	560	294	1,568	1,830	21,667	169,923	309,695	102,278	1,923	433	90	182	610,416	96.4	-	-	-	-	-	-	-	-	-	-	-	-	-	-	Spotted:																														3-0.M.	-	-	-	-	-	-	-	-	-	-	-	-	-	-	-	-	-	-	-	-	-	-	-	-	-	-	-	-	-	4-0.M.	-	-	-	-	-	-	-	-	-	-	-	-	-	-	-	-	-	-	-	-	-	-	-	-	-	-	-	-	-	5-M.	118	34	89	1,159	2,531	34	296	4,292	7	7	7	7	7	7	7	7	7	7	7	7	7	7	7	7	7	7	7	7	7	6-0.L.M.	66	43	601	3,869	3,320	137	137	137	137	137	137	137	137	137	137	137	137	137	137	137	137	137	137	137	137	137	137	137	137	7-1.L.M.	31	10	-	426	4,100	1,280	49	49	49	49	49	49	49	49	49	49	49	49	49	49	49	49	49	49	49	49	49	49	49	Total.	225	77	65	1,854	10,416	7,250	482	14	14	14	14	14	14	14	14	14	14	14	14	14	14	14	14	14	14	14	14	14	14	Mixed:																														3-0.M.	-	-	-	-	-	-	-	-	-	-	-	-	-	-	-	-	-	-	-	-	-	-	-	-	-	-	-	-	-	4-0.M.	-	-	-	-	-	-	-	-	-	-	-	-	-	-	-	-	-	-	-	-	-	-	-	-	-	-	-	-	-	5-M.	-	-	-	-	-	-	-	-	-	-	-	-	-	-	-	-	-	-	-	-	-	-	-	-	-	-	-	-	-	6-0.L.M.	-	-	-	-	-	-	-	-	-	-	-	-	-	-	-	-	-	-	-	-	-	-	-	-	-	-	-	-	-	7-1.L.M.	-	-	-	-	-	-	-	-	-	-	-	-	-	-	-	-	-	-	-	-	-	-	-	-	-	-	-	-	-	Total.	-	-	-	-	-	-	-	-	-	-	-	-	-	-	-	-	-	-	-	-	-	-	-	-	-	-	-	-	-	Gray:																														3-0.M.	-	-	-	-	-	-	-	-	-	-	-	-	-	-	-	-	-	-	-	-	-	-	-	-	-	-	-	-	-	4-0.M.	-	-	-	-	-	-	-	-	-	-	-	-	-	-	-	-	-	-	-	-	-	-	-	-	-	-	-	-	-	5-M.	-	-	9	396	1,200	894	70	70	70	70	70	70	70	70	70	70	70	70	70	70	70	70	70	70	70	70	70	70	70	6-0.L.M.	-	-	-	-	-	-	-	-	-	-	-	-	-	-	-	-	-	-	-	-	-	-	-	-	-	-	-	-	-	Total.	-	-	9	396	1,200	894	70	70	70	70	70	70	70	70	70	70	70	70	70	70	70	70	70	70	70	70	70	70	70	Below Grade:																														1-1/4	-	-	-	-	-	-	-	-	-	-	-	-	-	-	-	-	-	-	-	-	-	-	-	-	-	-	-	-	-	Total.	-	-	-	-	-	-	-	-	-	-	-	-	-	-	-	-	-	-	-	-	-	-	-	-	-	-	-	-	-	All grades.	198	765	300	1,673	1,962	24,140	167,863	317,644	102,787	13,612	433	104	182	610,416	100.0	-	-	-	-	-	-	-	-	-	-	-	-	-	-	All grades.	Percent	Percent	Percent	Percent	Percent	Percent	Percent	Percent	Percent	Percent	Percent	Percent	Percent	Percent	Percent	Percent	Percent	Percent	Percent	Percent	Percent	Percent	Percent	Percent	Percent	Percent	Percent	Percent	Percent	Percent																																																																																										
4-0.L.	-	-	-	-	-	-	-	-	-	-	-	-	-	-	-	-	-	-	-	-	-	-	-	-	-	-	-	-	-	5-0.L.M.	10	22	203	47	115	1,416	15,966	20,193	57	210	2,176	5,806	698	175	19	71	44,154	7.0	764	0.1	-	-	-	-	-	-	-	-	6-0.L.M.	56	249	898	811	5,646	50,210	182,176	51,000	5,937	1,096	225	58	67	246,632	36.3	71	44,154	7.0	764	0.1	-	-	-	-	-	-	-	-	7-1.L.M.	71	161	40	526	5,782	85,247	26,841	1,687	162	3,889	30,613	3,889	7	13	14	219,317	34.6	85,972	13.1	-	-	-	-	-	-	-	-	-	8-1.G.O.	50	117	51	126	2,187	8,917	2,275	135	7	130	562	216	7	13	14	219,317	34.6	85,972	13.1	-	-	-	-	-	-	-	-	-	9-0.G.O.	11	25	11	25	11	25	11	25	11	25	11	25	11	25	11	25	11	25	11	25	11	25	11	25	11	25	11	25	11	Total.	198	560	294	1,568	1,830	21,667	169,923	309,695	102,278	1,923	433	90	182	610,416	96.4	-	-	-	-	-	-	-	-	-	-	-	-	-	-	Spotted:																														3-0.M.	-	-	-	-	-	-	-	-	-	-	-	-	-	-	-	-	-	-	-	-	-	-	-	-	-	-	-	-	-	4-0.M.	-	-	-	-	-	-	-	-	-	-	-	-	-	-	-	-	-	-	-	-	-	-	-	-	-	-	-	-	-	5-M.	118	34	89	1,159	2,531	34	296	4,292	7	7	7	7	7	7	7	7	7	7	7	7	7	7	7	7	7	7	7	7	7	6-0.L.M.	66	43	601	3,869	3,320	137	137	137	137	137	137	137	137	137	137	137	137	137	137	137	137	137	137	137	137	137	137	137	137	7-1.L.M.	31	10	-	426	4,100	1,280	49	49	49	49	49	49	49	49	49	49	49	49	49	49	49	49	49	49	49	49	49	49	49	Total.	225	77	65	1,854	10,416	7,250	482	14	14	14	14	14	14	14	14	14	14	14	14	14	14	14	14	14	14	14	14	14	14	Mixed:																														3-0.M.	-	-	-	-	-	-	-	-	-	-	-	-	-	-	-	-	-	-	-	-	-	-	-	-	-	-	-	-	-	4-0.M.	-	-	-	-	-	-	-	-	-	-	-	-	-	-	-	-	-	-	-	-	-	-	-	-	-	-	-	-	-	5-M.	-	-	-	-	-	-	-	-	-	-	-	-	-	-	-	-	-	-	-	-	-	-	-	-	-	-	-	-	-	6-0.L.M.	-	-	-	-	-	-	-	-	-	-	-	-	-	-	-	-	-	-	-	-	-	-	-	-	-	-	-	-	-	7-1.L.M.	-	-	-	-	-	-	-	-	-	-	-	-	-	-	-	-	-	-	-	-	-	-	-	-	-	-	-	-	-	Total.	-	-	-	-	-	-	-	-	-	-	-	-	-	-	-	-	-	-	-	-	-	-	-	-	-	-	-	-	-	Gray:																														3-0.M.	-	-	-	-	-	-	-	-	-	-	-	-	-	-	-	-	-	-	-	-	-	-	-	-	-	-	-	-	-	4-0.M.	-	-	-	-	-	-	-	-	-	-	-	-	-	-	-	-	-	-	-	-	-	-	-	-	-	-	-	-	-	5-M.	-	-	9	396	1,200	894	70	70	70	70	70	70	70	70	70	70	70	70	70	70	70	70	70	70	70	70	70	70	70	6-0.L.M.	-	-	-	-	-	-	-	-	-	-	-	-	-	-	-	-	-	-	-	-	-	-	-	-	-	-	-	-	-	Total.	-	-	9	396	1,200	894	70	70	70	70	70	70	70	70	70	70	70	70	70	70	70	70	70	70	70	70	70	70	70	Below Grade:																														1-1/4	-	-	-	-	-	-	-	-	-	-	-	-	-	-	-	-	-	-	-	-	-	-	-	-	-	-	-	-	-	Total.	-	-	-	-	-	-	-	-	-	-	-	-	-	-	-	-	-	-	-	-	-	-	-	-	-	-	-	-	-	All grades.	198	765	300	1,673	1,962	24,140	167,863	317,644	102,787	13,612	433	104	182	610,416	100.0	-	-	-	-	-	-	-	-	-	-	-	-	-	-	All grades.	Percent	Percent	Percent	Percent	Percent	Percent	Percent	Percent	Percent	Percent	Percent	Percent	Percent	Percent	Percent	Percent	Percent	Percent	Percent	Percent	Percent	Percent	Percent	Percent	Percent	Percent	Percent	Percent	Percent	Percent																																																																																																																								
5-0.L.M.	10	22	203	47	115	1,416	15,966	20,193	57	210	2,176	5,806	698	175	19	71	44,154	7.0	764	0.1	-	-	-	-	-	-	-	-	6-0.L.M.	56	249	898	811	5,646	50,210	182,176	51,000	5,937	1,096	225	58	67	246,632	36.3	71	44,154	7.0	764	0.1	-	-	-	-	-	-	-	-	7-1.L.M.	71	161	40	526	5,782	85,247	26,841	1,687	162	3,889	30,613	3,889	7	13	14	219,317	34.6	85,972	13.1	-	-	-	-	-	-	-	-	-	8-1.G.O.	50	117	51	126	2,187	8,917	2,275	135	7	130	562	216	7	13	14	219,317	34.6	85,972	13.1	-	-	-	-	-	-	-	-	-	9-0.G.O.	11	25	11	25	11	25	11	25	11	25	11	25	11	25	11	25	11	25	11	25	11	25	11	25	11	25	11	25	11	Total.	198	560	294	1,568	1,830	21,667	169,923	309,695	102,278	1,923	433	90	182	610,416	96.4	-	-	-	-	-	-	-	-	-	-	-	-	-	-	Spotted:																														3-0.M.	-	-	-	-	-	-	-	-	-	-	-	-	-	-	-	-	-	-	-	-	-	-	-	-	-	-	-	-	-	4-0.M.	-	-	-	-	-	-	-	-	-	-	-	-	-	-	-	-	-	-	-	-	-	-	-	-	-	-	-	-	-	5-M.	118	34	89	1,159	2,531	34	296	4,292	7	7	7	7	7	7	7	7	7	7	7	7	7	7	7	7	7	7	7	7	7	6-0.L.M.	66	43	601	3,869	3,320	137	137	137	137	137	137	137	137	137	137	137	137	137	137	137	137	137	137	137	137	137	137	137	137	7-1.L.M.	31	10	-	426	4,100	1,280	49	49	49	49	49	49	49	49	49	49	49	49	49	49	49	49	49	49	49	49	49	49	49	Total.	225	77	65	1,854	10,416	7,250	482	14	14	14	14	14	14	14	14	14	14	14	14	14	14	14	14	14	14	14	14	14	14	Mixed:																														3-0.M.	-	-	-	-	-	-	-	-	-	-	-	-	-	-	-	-	-	-	-	-	-	-	-	-	-	-	-	-	-	4-0.M.	-	-	-	-	-	-	-	-	-	-	-	-	-	-	-	-	-	-	-	-	-	-	-	-	-	-	-	-	-	5-M.	-	-	-	-	-	-	-	-	-	-	-	-	-	-	-	-	-	-	-	-	-	-	-	-	-	-	-	-	-	6-0.L.M.	-	-	-	-	-	-	-	-	-	-	-	-	-	-	-	-	-	-	-	-	-	-	-	-	-	-	-	-	-	7-1.L.M.	-	-	-	-	-	-	-	-	-	-	-	-	-	-	-	-	-	-	-	-	-	-	-	-	-	-	-	-	-	Total.	-	-	-	-	-	-	-	-	-	-	-	-	-	-	-	-	-	-	-	-	-	-	-	-	-	-	-	-	-	Gray:																														3-0.M.	-	-	-	-	-	-	-	-	-	-	-	-	-	-	-	-	-	-	-	-	-	-	-	-	-	-	-	-	-	4-0.M.	-	-	-	-	-	-	-	-	-	-	-	-	-	-	-	-	-	-	-	-	-	-	-	-	-	-	-	-	-	5-M.	-	-	9	396	1,200	894	70	70	70	70	70	70	70	70	70	70	70	70	70	70	70	70	70	70	70	70	70	70	70	6-0.L.M.	-	-	-	-	-	-	-	-	-	-	-	-	-	-	-	-	-	-	-	-	-	-	-	-	-	-	-	-	-	Total.	-	-	9	396	1,200	894	70	70	70	70	70	70	70	70	70	70	70	70	70	70	70	70	70	70	70	70	70	70	70	Below Grade:																														1-1/4	-	-	-	-	-	-	-	-	-	-	-	-	-	-	-	-	-	-	-	-	-	-	-	-	-	-	-	-	-	Total.	-	-	-	-	-	-	-	-	-	-	-	-	-	-	-	-	-	-	-	-	-	-	-	-	-	-	-	-	-	All grades.	198	765	300	1,673	1,962	24,140	167,863	317,644	102,787	13,612	433	104	182	610,416	100.0	-	-	-	-	-	-	-	-	-	-	-	-	-	-	All grades.	Percent	Percent	Percent	Percent	Percent	Percent	Percent	Percent	Percent	Percent	Percent	Percent	Percent	Percent	Percent	Percent	Percent	Percent	Percent	Percent	Percent	Percent	Percent	Percent	Percent	Percent	Percent	Percent	Percent	Percent																																																																																																																																																						
6-0.L.M.	56	249	898	811	5,646	50,210	182,176	51,000	5,937	1,096	225	58	67	246,632	36.3	71	44,154	7.0	764	0.1	-	-	-	-	-	-	-	-	7-1.L.M.	71	161	40	526	5,782	85,247	26,841	1,687	162	3,889	30,613	3,889	7	13	14	219,317	34.6	85,972	13.1	-	-	-	-	-	-	-	-	-	8-1.G.O.	50	117	51	126	2,187	8,917	2,275	135	7	130	562	216	7	13	14	219,317	34.6	85,972	13.1	-	-	-	-	-	-	-	-	-	9-0.G.O.	11	25	11	25	11	25	11	25	11	25	11	25	11	25	11	25	11	25	11	25	11	25	11	25	11	25	11	25	11	Total.	198	560	294	1,568	1,830	21,667	169,923	309,695	102,278	1,923	433	90	182	610,416	96.4	-	-	-	-	-	-	-	-	-	-	-	-	-	-	Spotted:																														3-0.M.	-	-	-	-	-	-	-	-	-	-	-	-	-	-	-	-	-	-	-	-	-	-	-	-	-	-	-	-	-	4-0.M.	-	-	-	-	-	-	-	-	-	-	-	-	-	-	-	-	-	-	-	-	-	-	-	-	-	-	-	-	-	5-M.	118	34	89	1,159	2,531	34	296	4,292	7	7	7	7	7	7	7	7	7	7	7	7	7	7	7	7	7	7	7	7	7	6-0.L.M.	66	43	601	3,869	3,320	137	137	137	137	137	137	137	137	137	137	137	137	137	137	137	137	137	137	137	137	137	137	137	137	7-1.L.M.	31	10	-	426	4,100	1,280	49	49	49	49	49	49	49	49	49	49	49	49	49	49	49	49	49	49	49	49	49	49	49	Total.	225	77	65	1,854	10,416	7,250	482	14	14	14	14	14	14	14	14	14	14	14	14	14	14	14	14	14	14	14	14	14	14	Mixed:																														3-0.M.	-	-	-	-	-	-	-	-	-	-	-	-	-	-	-	-	-	-	-	-	-	-	-	-	-	-	-	-	-	4-0.M.	-	-	-	-	-	-	-	-	-	-	-	-	-	-	-	-	-	-	-	-	-	-	-	-	-	-	-	-	-	5-M.	-	-	-	-	-	-	-	-	-	-	-	-	-	-	-	-	-	-	-	-	-	-	-	-	-	-	-	-	-	6-0.L.M.	-	-	-	-	-	-	-	-	-	-	-	-	-	-	-	-	-	-	-	-	-	-	-	-	-	-	-	-	-	7-1.L.M.	-	-	-	-	-	-	-	-	-	-	-	-	-	-	-	-	-	-	-	-	-	-	-	-	-	-	-	-	-	Total.	-	-	-	-	-	-	-	-	-	-	-	-	-	-	-	-	-	-	-	-	-	-	-	-	-	-	-	-	-	Gray:																														3-0.M.	-	-	-	-	-	-	-	-	-	-	-	-	-	-	-	-	-	-	-	-	-	-	-	-	-	-	-	-	-	4-0.M.	-	-	-	-	-	-	-	-	-	-	-	-	-	-	-	-	-	-	-	-	-	-	-	-	-	-	-	-	-	5-M.	-	-	9	396	1,200	894	70	70	70	70	70	70	70	70	70	70	70	70	70	70	70	70	70	70	70	70	70	70	70	6-0.L.M.	-	-	-	-	-	-	-	-	-	-	-	-	-	-	-	-	-	-	-	-	-	-	-	-	-	-	-	-	-	Total.	-	-	9	396	1,200	894	70	70	70	70	70	70	70	70	70	70	70	70	70	70	70	70	70	70	70	70	70	70	70	Below Grade:																														1-1/4	-	-	-	-	-	-	-	-	-	-	-	-	-	-	-	-	-	-	-	-	-	-	-	-	-	-	-	-	-	Total.	-	-	-	-	-	-	-	-	-	-	-	-	-	-	-	-	-	-	-	-	-	-	-	-	-	-	-	-	-	All grades.	198	765	300	1,673	1,962	24,140	167,863	317,644	102,787	13,612	433	104	182	610,416	100.0	-	-	-	-	-	-	-	-	-	-	-	-	-	-	All grades.	Percent	Percent	Percent	Percent	Percent	Percent	Percent	Percent	Percent	Percent	Percent	Percent	Percent	Percent	Percent	Percent	Percent	Percent	Percent	Percent	Percent	Percent	Percent	Percent	Percent	Percent	Percent	Percent	Percent	Percent																																																																																																																																																																																			
7-1.L.M.	71	161	40	526	5,782	85,247	26,841	1,687	162	3,889	30,613	3,889	7	13	14	219,317	34.6	85,972	13.1	-	-	-	-	-	-	-	-	-	8-1.G.O.	50	117	51	126	2,187	8,917	2,275	135	7	130	562	216	7	13	14	219,317	34.6	85,972	13.1	-	-	-	-	-	-	-	-	-	9-0.G.O.	11	25	11	25	11	25	11	25	11	25	11	25	11	25	11	25	11	25	11	25	11	25	11	25	11	25	11	25	11	Total.	198	560	294	1,568	1,830	21,667	169,923	309,695	102,278	1,923	433	90	182	610,416	96.4	-	-	-	-	-	-	-	-	-	-	-	-	-	-	Spotted:																														3-0.M.	-	-	-	-	-	-	-	-	-	-	-	-	-	-	-	-	-	-	-	-	-	-	-	-	-	-	-	-	-	4-0.M.	-	-	-	-	-	-	-	-	-	-	-	-	-	-	-	-	-	-	-	-	-	-	-	-	-	-	-	-	-	5-M.	118	34	89	1,159	2,531	34	296	4,292	7	7	7	7	7	7	7	7	7	7	7	7	7	7	7	7	7	7	7	7	7	6-0.L.M.	66	43	601	3,869	3,320	137	137	137	137	137	137	137	137	137	137	137	137	137	137	137	137	137	137	137	137	137	137	137	137	7-1.L.M.	31	10	-	426	4,100	1,280	49	49	49	49	49	49	49	49	49	49	49	49	49	49	49	49	49	49	49	49	49	49	49	Total.	225	77	65	1,854	10,416	7,250	482	14	14	14	14	14	14	14	14	14	14	14	14	14	14	14	14	14	14	14	14	14	14	Mixed:																														3-0.M.	-	-	-	-	-	-	-	-	-	-	-	-	-	-	-	-	-	-	-	-	-	-	-	-	-	-	-	-	-	4-0.M.	-	-	-	-	-	-	-	-	-	-	-	-	-	-	-	-	-	-	-	-	-	-	-	-	-	-	-	-	-	5-M.	-	-	-	-	-	-	-	-	-	-	-	-	-	-	-	-	-	-	-	-	-	-	-	-	-	-	-	-	-	6-0.L.M.	-	-	-	-	-	-	-	-	-	-	-	-	-	-	-	-	-	-	-	-	-	-	-	-	-	-	-	-	-	7-1.L.M.	-	-	-	-	-	-	-	-	-	-	-	-	-	-	-	-	-	-	-	-	-	-	-	-	-	-	-	-	-	Total.	-	-	-	-	-	-	-	-	-	-	-	-	-	-	-	-	-	-	-	-	-	-	-	-	-	-	-	-	-	Gray:																														3-0.M.	-	-	-	-	-	-	-	-	-	-	-	-	-	-	-	-	-	-	-	-	-	-	-	-	-	-	-	-	-	4-0.M.	-	-	-	-	-	-	-	-	-	-	-	-	-	-	-	-	-	-	-	-	-	-	-	-	-	-	-	-	-	5-M.	-	-	9	396	1,200	894	70	70	70	70	70	70	70	70	70	70	70	70	70	70	70	70	70	70	70	70	70	70	70	6-0.L.M.	-	-	-	-	-	-	-	-	-	-	-	-	-	-	-	-	-	-	-	-	-	-	-	-	-	-	-	-	-	Total.	-	-	9	396	1,200	894	70	70	70	70	70	70	70	70	70	70	70	70	70	70	70	70	70	70	70	70	70	70	70	Below Grade:																														1-1/4	-	-	-	-	-	-	-	-	-	-	-	-	-	-	-	-	-	-	-	-	-	-	-	-	-	-	-	-	-	Total.	-	-	-	-	-	-	-	-	-	-	-	-	-	-	-	-	-	-	-	-	-	-	-	-	-	-	-	-	-	All grades.	198	765	300	1,673	1,962	24,140	167,863	317,644	102,787	13,612	433	104	182	610,416	100.0	-	-	-	-	-	-	-	-	-	-	-	-	-	-	All grades.	Percent	Percent	Percent	Percent	Percent	Percent	Percent	Percent	Percent	Percent	Percent	Percent	Percent	Percent	Percent	Percent	Percent	Percent	Percent	Percent	Percent	Percent	Percent	Percent	Percent	Percent	Percent	Percent	Percent	Percent																																																																																																																																																																																																																
8-1.G.O.	50	117	51	126	2,187	8,917	2,275	135	7	130	562	216	7	13	14	219,317	34.6	85,972	13.1	-	-	-	-	-	-	-	-	-	9-0.G.O.	11	25	11	25	11	25	11	25	11	25	11	25	11	25	11	25	11	25	11	25	11	25	11	25	11	25	11	25	11	Total.	198	560	294	1,568	1,830	21,667	169,923	309,695	102,278	1,923	433	90	182	610,416	96.4	-	-	-	-	-	-	-	-	-	-	-	-	-	-	Spotted:																														3-0.M.	-	-	-	-	-	-	-	-	-	-	-	-	-	-	-	-	-	-	-	-	-	-	-	-	-	-	-	-	-	4-0.M.	-	-	-	-	-	-	-	-	-	-	-	-	-	-	-	-	-	-	-	-	-	-	-	-	-	-	-	-	-	5-M.	118	34	89	1,159	2,531	34	296	4,292	7	7	7	7	7	7	7	7	7	7	7	7	7	7	7	7	7	7	7	7	7	6-0.L.M.	66	43	601	3,869	3,320	137	137	137	137	137	137	137	137	137	137	137	137	137	137	137	137	137	137	137	137	137	137	137	137	7-1.L.M.	31	10	-	426	4,100	1,280	49	49	49	49	49	49	49	49	49	49	49	49	49	49	49	49	49	49	49	49	49	49	49	Total.	225	77	65	1,854	10,416	7,250	482	14	14	14	14	14	14	14	14	14	14	14	14	14	14	14	14	14	14	14	14	14	14	Mixed:																														3-0.M.	-	-	-	-	-	-	-	-	-	-	-	-	-	-	-	-	-	-	-	-	-	-	-	-	-	-	-	-	-	4-0.M.	-	-	-	-	-	-	-	-	-	-	-	-	-	-	-	-	-	-	-	-	-	-	-	-	-	-	-	-	-	5-M.	-	-	-	-	-	-	-	-	-	-	-	-	-	-	-	-	-	-	-	-	-	-	-	-	-	-	-	-	-	6-0.L.M.	-	-	-	-	-	-	-	-	-	-	-	-	-	-	-	-	-	-	-	-	-	-	-	-	-	-	-	-	-	7-1.L.M.	-	-	-	-	-	-	-	-	-	-	-	-	-	-	-	-	-	-	-	-	-	-	-	-	-	-	-	-	-	Total.	-	-	-	-	-	-	-	-	-	-	-	-	-	-	-	-	-	-	-	-	-	-	-	-	-	-	-	-	-	Gray:																														3-0.M.	-	-	-	-	-	-	-	-	-	-	-	-	-	-	-	-	-	-	-	-	-	-	-	-	-	-	-	-	-	4-0.M.	-	-	-	-	-	-	-	-	-	-	-	-	-	-	-	-	-	-	-	-	-	-	-	-	-	-	-	-	-	5-M.	-	-	9	396	1,200	894	70	70	70	70	70	70	70	70	70	70	70	70	70	70	70	70	70	70	70	70	70	70	70	6-0.L.M.	-	-	-	-	-	-	-	-	-	-	-	-	-	-	-	-	-	-	-	-	-	-	-	-	-	-	-	-	-	Total.	-	-	9	396	1,200	894	70	70	70	70	70	70	70	70	70	70	70	70	70	70	70	70	70	70	70	70	70	70	70	Below Grade:																														1-1/4	-	-	-	-	-	-	-	-	-	-	-	-	-	-	-	-	-	-	-	-	-	-	-	-	-	-	-	-	-	Total.	-	-	-	-	-	-	-	-	-	-	-	-	-	-	-	-	-	-	-	-	-	-	-	-	-	-	-	-	-	All grades.	198	765	300	1,673	1,962	24,140	167,863	317,644	102,787	13,612	433	104	182	610,416	100.0	-	-	-	-	-	-	-	-	-	-	-	-	-	-	All grades.	Percent	Percent	Percent	Percent	Percent	Percent	Percent	Percent	Percent	Percent	Percent	Percent	Percent	Percent	Percent	Percent	Percent	Percent	Percent	Percent	Percent	Percent	Percent	Percent	Percent	Percent	Percent	Percent	Percent	Percent																																																																																																																																																																																																																																													
9-0.G.O.	11	25	11	25	11	25	11	25	11	25	11	25	11	25	11	25	11	25	11	25	11	25	11	25	11	25	11	25	11	Total.	198	560	294	1,568	1,830	21,667	169,923	309,695	102,278	1,923	433	90	182	610,416	96.4	-	-	-	-	-	-	-	-	-	-	-	-	-	-	Spotted:																														3-0.M.	-	-	-	-	-	-	-	-	-	-	-	-	-	-	-	-	-	-	-	-	-	-	-	-	-	-	-	-	-	4-0.M.	-	-	-	-	-	-	-	-	-	-	-	-	-	-	-	-	-	-	-	-	-	-	-	-	-	-	-	-	-	5-M.	118	34	89	1,159	2,531	34	296	4,292	7	7	7	7	7	7	7	7	7	7	7	7	7	7	7	7	7	7	7	7	7	6-0.L.M.	66	43	601	3,869	3,320	137	137	137	137	137	137	137	137	137	137	137	137	137	137	137	137	137	137	137	137	137	137	137	137	7-1.L.M.	31	10	-	426	4,100	1,280	49	49	49	49	49	49	49	49	49	49	49	49	49	49	49	49	49	49	49	49	49	49	49	Total.	225	77	65	1,854	10,416	7,250	482	14	14	14	14	14	14	14	14	14	14	14	14	14	14	14	14	14	14	14	14	14	14	Mixed:																														3-0.M.	-	-	-	-	-	-	-	-	-	-	-	-	-	-	-	-	-	-	-	-	-	-	-	-	-	-	-	-	-	4-0.M.	-	-	-	-	-	-	-	-	-	-	-	-	-	-	-	-	-	-	-	-	-	-	-	-	-	-	-	-	-	5-M.	-	-	-	-	-	-	-	-	-	-	-	-	-	-	-	-	-	-	-	-	-	-	-	-	-	-	-	-	-	6-0.L.M.	-	-	-	-	-	-	-	-	-	-	-	-	-	-	-	-	-	-	-	-	-	-	-	-	-	-	-	-	-	7-1.L.M.	-	-	-	-	-	-	-	-	-	-	-	-	-	-	-	-	-	-	-	-	-	-	-	-	-	-	-	-	-	Total.	-	-	-	-	-	-	-	-	-	-	-	-	-	-	-	-	-	-	-	-	-	-	-	-	-	-	-	-	-	Gray:																														3-0.M.	-	-	-	-	-	-	-	-	-	-	-	-	-	-	-	-	-	-	-	-	-	-	-	-	-	-	-	-	-	4-0.M.	-	-	-	-	-	-	-	-	-	-	-	-	-	-	-	-	-	-	-	-	-	-	-	-	-	-	-	-	-	5-M.	-	-	9	396	1,200	894	70	70	70	70	70	70	70	70	70	70	70	70	70	70	70	70	70	70	70	70	70	70	70	6-0.L.M.	-	-	-	-	-	-	-	-	-	-	-	-	-	-	-	-	-	-	-	-	-	-	-	-	-	-	-	-	-	Total.	-	-	9	396	1,200	894	70	70	70	70	70	70	70	70	70	70	70	70	70	70	70	70	70	70	70	70	70	70	70	Below Grade:																														1-1/4	-	-	-	-	-	-	-	-	-	-	-	-	-	-	-	-	-	-	-	-	-	-	-	-	-	-	-	-	-	Total.	-	-	-	-	-	-	-	-	-	-	-	-	-	-	-	-	-	-	-	-	-	-	-	-	-	-	-	-	-	All grades.	198	765	300	1,673	1,962	24,140	167,863	317,644	102,787	13,612	433	104	182	610,416	100.0	-	-	-	-	-	-	-	-	-	-	-	-	-	-	All grades.	Percent	Percent	Percent	Percent	Percent	Percent	Percent	Percent	Percent	Percent	Percent	Percent	Percent	Percent	Percent	Percent	Percent	Percent	Percent	Percent	Percent	Percent	Percent	Percent	Percent	Percent	Percent	Percent	Percent	Percent																																																																																																																																																																																																																																																																										
Total.	198	560	294	1,568	1,830	21,667	169,923	309,695	102,278	1,923	433	90	182	610,416	96.4	-	-	-	-	-	-	-	-	-	-	-	-	-	-	Spotted:																														3-0.M.	-	-	-	-	-	-	-	-	-	-	-	-	-	-	-	-	-	-	-	-	-	-	-	-	-	-	-	-	-	4-0.M.	-	-	-	-	-	-	-	-	-	-	-	-	-	-	-	-	-	-	-	-	-	-	-	-	-	-	-	-	-	5-M.	118	34	89	1,159	2,531	34	296	4,292	7	7	7	7	7	7	7	7	7	7	7	7	7	7	7	7	7	7	7	7	7	6-0.L.M.	66	43	601	3,869	3,320	137	137	137	137	137	137	137	137	137	137	137	137	137	137	137	137	137	137	137	137	137	137	137	137	7-1.L.M.	31	10	-	426	4,100	1,280	49	49	49	49	49	49	49	49	49	49	49	49	49	49	49	49	49	49	49	49	49	49	49	Total.	225	77	65	1,854	10,416	7,250	482	14	14	14	14	14	14	14	14	14	14	14	14	14	14	14	14	14	14	14	14	14	14	Mixed:																														3-0.M.	-	-	-	-	-	-	-	-	-	-	-	-	-	-	-	-	-	-	-	-	-	-	-	-	-	-	-	-	-	4-0.M.	-	-	-	-	-	-	-	-	-	-	-	-	-	-	-	-	-	-	-	-	-	-	-	-	-	-	-	-	-	5-M.	-	-	-	-	-	-	-	-	-	-	-	-	-	-	-	-	-	-	-	-	-	-	-	-	-	-	-	-	-	6-0.L.M.	-	-	-	-	-	-	-	-	-	-	-	-	-	-	-	-	-	-	-	-	-	-	-	-	-	-	-	-	-	7-1.L.M.	-	-	-	-	-	-	-	-	-	-	-	-	-	-	-	-	-	-	-	-	-	-	-	-	-	-	-	-	-	Total.	-	-	-	-	-	-	-	-	-	-	-	-	-	-	-	-	-	-	-	-	-	-	-	-	-	-	-	-	-	Gray:																														3-0.M.	-	-	-	-	-	-	-	-	-	-	-	-	-	-	-	-	-	-	-	-	-	-	-	-	-	-	-	-	-	4-0.M.	-	-	-	-	-	-	-	-	-	-	-	-	-	-	-	-	-	-	-	-	-	-	-	-	-	-	-	-	-	5-M.	-	-	9	396	1,200	894	70	70	70	70	70	70	70	70	70	70	70	70	70	70	70	70	70	70	70	70	70	70	70	6-0.L.M.	-	-	-	-	-	-	-	-	-	-	-	-	-	-	-	-	-	-	-	-	-	-	-	-	-	-	-	-	-	Total.	-	-	9	396	1,200	894	70	70	70	70	70	70	70	70	70	70	70	70	70	70	70	70	70	70	70	70	70	70	70	Below Grade:																														1-1/4	-	-	-	-	-	-	-	-	-	-	-	-	-	-	-	-	-	-	-	-	-	-	-	-	-	-	-	-	-	Total.	-	-	-	-	-	-	-	-	-	-	-	-	-	-	-	-	-	-	-	-	-	-	-	-	-	-	-	-	-	All grades.	198	765	300	1,673	1,962	24,140	167,863	317,644	102,787	13,612	433	104	182	610,416	100.0	-	-	-	-	-	-	-	-	-	-	-	-	-	-	All grades.	Percent	Percent	Percent	Percent	Percent	Percent	Percent	Percent	Percent	Percent	Percent	Percent	Percent	Percent	Percent	Percent	Percent	Percent	Percent	Percent	Percent	Percent	Percent	Percent	Percent	Percent	Percent	Percent	Percent	Percent																																																																																																																																																																																																																																																																																																								
Spotted:																														3-0.M.	-	-	-	-	-	-	-	-	-	-	-	-	-	-	-	-	-	-	-	-	-	-	-	-	-	-	-	-	-	4-0.M.	-	-	-	-	-	-	-	-	-	-	-	-	-	-	-	-	-	-	-	-	-	-	-	-	-	-	-	-	-	5-M.	118	34	89	1,159	2,531	34	296	4,292	7	7	7	7	7	7	7	7	7	7	7	7	7	7	7	7	7	7	7	7	7	6-0.L.M.	66	43	601	3,869	3,320	137	137	137	137	137	137	137	137	137	137	137	137	137	137	137	137	137	137	137	137	137	137	137	137	7-1.L.M.	31	10	-	426	4,100	1,280	49	49	49	49	49	49	49	49	49	49	49	49	49	49	49	49	49	49	49	49	49	49	49	Total.	225	77	65	1,854	10,416	7,250	482	14	14	14	14	14	14	14	14	14	14	14	14	14	14	14	14	14	14	14	14	14	14	Mixed:																														3-0.M.	-	-	-	-	-	-	-	-	-	-	-	-	-	-	-	-	-	-	-	-	-	-	-	-	-	-	-	-	-	4-0.M.	-	-	-	-	-	-	-	-	-	-	-	-	-	-	-	-	-	-	-	-	-	-	-	-	-	-	-	-	-	5-M.	-	-	-	-	-	-	-	-	-	-	-	-	-	-	-	-	-	-	-	-	-	-	-	-	-	-	-	-	-	6-0.L.M.	-	-	-	-	-	-	-	-	-	-	-	-	-	-	-	-	-	-	-	-	-	-	-	-	-	-	-	-	-	7-1.L.M.	-	-	-	-	-	-	-	-	-	-	-	-	-	-	-	-	-	-	-	-	-	-	-	-	-	-	-	-	-	Total.	-	-	-	-	-	-	-	-	-	-	-	-	-	-	-	-	-	-	-	-	-	-	-	-	-	-	-	-	-	Gray:																														3-0.M.	-	-	-	-	-	-	-	-	-	-	-	-	-	-	-	-	-	-	-	-	-	-	-	-	-	-	-	-	-	4-0.M.	-	-	-	-	-	-	-	-	-	-	-	-	-	-	-	-	-	-	-	-	-	-	-	-	-	-	-	-	-	5-M.	-	-	9	396	1,200	894	70	70	70	70	70	70	70	70	70	70	70	70	70	70	70	70	70	70	70	70	70	70	70	6-0.L.M.	-	-	-	-	-	-	-	-	-	-	-	-	-	-	-	-	-	-	-	-	-	-	-	-	-	-	-	-	-	Total.	-	-	9	396	1,200	894	70	70	70	70	70	70	70	70	70	70	70	70	70	70	70	70	70	70	70	70	70	70	70	Below Grade:																														1-1/4	-	-	-	-	-	-	-	-	-	-	-	-	-	-	-	-	-	-	-	-	-	-	-	-	-	-	-	-	-	Total.	-	-	-	-	-	-	-	-	-	-	-	-	-	-	-	-	-	-	-	-	-	-	-	-	-	-	-	-	-	All grades.	198	765	300	1,673	1,962	24,140	167,863	317,644	102,787	13,612	433	104	182	610,416	100.0	-	-	-	-	-	-	-	-	-	-	-	-	-	-	All grades.	Percent	Percent	Percent	Percent	Percent	Percent	Percent	Percent	Percent	Percent	Percent	Percent	Percent	Percent	Percent	Percent	Percent	Percent	Percent	Percent	Percent	Percent	Percent	Percent	Percent	Percent	Percent	Percent	Percent	Percent																																																																																																																																																																																																																																																																																																																																						
3-0.M.	-	-	-	-	-	-	-	-	-	-	-	-	-	-	-	-	-	-	-	-	-	-	-	-	-	-	-	-	-	4-0.M.	-	-	-	-	-	-	-	-	-	-	-	-	-	-	-	-	-	-	-	-	-	-	-	-	-	-	-	-	-	5-M.	118	34	89	1,159	2,531	34	296	4,292	7	7	7	7	7	7	7	7	7	7	7	7	7	7	7	7	7	7	7	7	7	6-0.L.M.	66	43	601	3,869	3,320	137	137	137	137	137	137	137	137	137	137	137	137	137	137	137	137	137	137	137	137	137	137	137	137	7-1.L.M.	31	10	-	426	4,100	1,280	49	49	49	49	49	49	49	49	49	49	49	49	49	49	49	49	49	49	49	49	49	49	49	Total.	225	77	65	1,854	10,416	7,250	482	14	14	14	14	14	14	14	14	14	14	14	14	14	14	14	14	14	14	14	14	14	14	Mixed:																														3-0.M.	-	-	-	-	-	-	-	-	-	-	-	-	-	-	-	-	-	-	-	-	-	-	-	-	-	-	-	-	-	4-0.M.	-	-	-	-	-	-	-	-	-	-	-	-	-	-	-	-	-	-	-	-	-	-	-	-	-	-	-	-	-	5-M.	-	-	-	-	-	-	-	-	-	-	-	-	-	-	-	-	-	-	-	-	-	-	-	-	-	-	-	-	-	6-0.L.M.	-	-	-	-	-	-	-	-	-	-	-	-	-	-	-	-	-	-	-	-	-	-	-	-	-	-	-	-	-	7-1.L.M.	-	-	-	-	-	-	-	-	-	-	-	-	-	-	-	-	-	-	-	-	-	-	-	-	-	-	-	-	-	Total.	-	-	-	-	-	-	-	-	-	-	-	-	-	-	-	-	-	-	-	-	-	-	-	-	-	-	-	-	-	Gray:																														3-0.M.	-	-	-	-	-	-	-	-	-	-	-	-	-	-	-	-	-	-	-	-	-	-	-	-	-	-	-	-	-	4-0.M.	-	-	-	-	-	-	-	-	-	-	-	-	-	-	-	-	-	-	-	-	-	-	-	-	-	-	-	-	-	5-M.	-	-	9	396	1,200	894	70	70	70	70	70	70	70	70	70	70	70	70	70	70	70	70	70	70	70	70	70	70	70	6-0.L.M.	-	-	-	-	-	-	-	-	-	-	-	-	-	-	-	-	-	-	-	-	-	-	-	-	-	-	-	-	-	Total.	-	-	9	396	1,200	894	70	70	70	70	70	70	70	70	70	70	70	70	70	70	70	70	70	70	70	70	70	70	70	Below Grade:																														1-1/4	-	-	-	-	-	-	-	-	-	-	-	-	-	-	-	-	-	-	-	-	-	-	-	-	-	-	-	-	-	Total.	-	-	-	-	-	-	-	-	-	-	-	-	-	-	-	-	-	-	-	-	-	-	-	-	-	-	-	-	-	All grades.	198	765	300	1,673	1,962	24,140	167,863	317,644	102,787	13,612	433	104	182	610,416	100.0	-	-	-	-	-	-	-	-	-	-	-	-	-	-	All grades.	Percent	Percent	Percent	Percent	Percent	Percent	Percent	Percent	Percent	Percent	Percent	Percent	Percent	Percent	Percent	Percent	Percent	Percent	Percent	Percent	Percent	Percent	Percent	Percent	Percent	Percent	Percent	Percent	Percent	Percent																																																																																																																																																																																																																																																																																																																																																																				
4-0.M.	-	-	-	-	-	-	-	-	-	-	-	-	-	-	-	-	-	-	-	-	-	-	-	-	-	-	-	-	-	5-M.	118	34	89	1,159	2,531	34	296	4,292	7	7	7	7	7	7	7	7	7	7	7	7	7	7	7	7	7	7	7	7	7	6-0.L.M.	66	43	601	3,869	3,320	137	137	137	137	137	137	137	137	137	137	137	137	137	137	137	137	137	137	137	137	137	137	137	137	7-1.L.M.	31	10	-	426	4,100	1,280	49	49	49	49	49	49	49	49	49	49	49	49	49	49	49	49	49	49	49	49	49	49	49	Total.	225	77	65	1,854	10,416	7,250	482	14	14	14	14	14	14	14	14	14	14	14	14	14	14	14	14	14	14	14	14	14	14	Mixed:																														3-0.M.	-	-	-	-	-	-	-	-	-	-	-	-	-	-	-	-	-	-	-	-	-	-	-	-	-	-	-	-	-	4-0.M.	-	-	-	-	-	-	-	-	-	-	-	-	-	-	-	-	-	-	-	-	-	-	-	-	-	-	-	-	-	5-M.	-	-	-	-	-	-	-	-	-	-	-	-	-	-	-	-	-	-	-	-	-	-	-	-	-	-	-	-	-	6-0.L.M.	-	-	-	-	-	-	-	-	-	-	-	-	-	-	-	-	-	-	-	-	-	-	-	-	-	-	-	-	-	7-1.L.M.	-	-	-	-	-	-	-	-	-	-	-	-	-	-	-	-	-	-	-	-	-	-	-	-	-	-	-	-	-	Total.	-	-	-	-	-	-	-	-	-	-	-	-	-	-	-	-	-	-	-	-	-	-	-	-	-	-	-	-	-	Gray:																														3-0.M.	-	-	-	-	-	-	-	-	-	-	-	-	-	-	-	-	-	-	-	-	-	-	-	-	-	-	-	-	-	4-0.M.	-	-	-	-	-	-	-	-	-	-	-	-	-	-	-	-	-	-	-	-	-	-	-	-	-	-	-	-	-	5-M.	-	-	9	396	1,200	894	70	70	70	70	70	70	70	70	70	70	70	70	70	70	70	70	70	70	70	70	70	70	70	6-0.L.M.	-	-	-	-	-	-	-	-	-	-	-	-	-	-	-	-	-	-	-	-	-	-	-	-	-	-	-	-	-	Total.	-	-	9	396	1,200	894	70	70	70	70	70	70	70	70	70	70	70	70	70	70	70	70	70	70	70	70	70	70	70	Below Grade:																														1-1/4	-	-	-	-	-	-	-	-	-	-	-	-	-	-	-	-	-	-	-	-	-	-	-	-	-	-	-	-	-	Total.	-	-	-	-	-	-	-	-	-	-	-	-	-	-	-	-	-	-	-	-	-	-	-	-	-	-	-	-	-	All grades.	198	765	300	1,673	1,962	24,140	167,863	317,644	102,787	13,612	433	104	182	610,416	100.0	-	-	-	-	-	-	-	-	-	-	-	-	-	-	All grades.	Percent	Percent	Percent	Percent	Percent	Percent	Percent	Percent	Percent	Percent	Percent	Percent	Percent	Percent	Percent	Percent	Percent	Percent	Percent	Percent	Percent	Percent	Percent	Percent	Percent	Percent	Percent	Percent	Percent	Percent																																																																																																																																																																																																																																																																																																																																																																																																		
5-M.	118	34	89	1,159	2,531	34	296	4,292	7	7	7	7	7	7	7	7	7	7	7	7	7	7	7	7	7	7	7	7	7	6-0.L.M.	66	43	601	3,869	3,320	137	137	137	137	137	137	137	137	137	137	137	137	137	137	137	137	137	137	137	137	137	137	137	137	7-1.L.M.	31	10	-	426	4,100	1,280	49	49	49	49	49	49	49	49	49	49	49	49	49	49	49	49	49	49	49	49	49	49	49	Total.	225	77	65	1,854	10,416	7,250	482	14	14	14	14	14	14	14	14	14	14	14	14	14	14	14	14	14	14	14	14	14	14	Mixed:																														3-0.M.	-	-	-	-	-	-	-	-	-	-	-	-	-	-	-	-	-	-	-	-	-	-	-	-	-	-	-	-	-	4-0.M.	-	-	-	-	-	-	-	-	-	-	-	-	-	-	-	-	-	-	-	-	-	-	-	-	-	-	-	-	-	5-M.	-	-	-	-	-	-	-	-	-	-	-	-	-	-	-	-	-	-	-	-	-	-	-	-	-	-	-	-	-	6-0.L.M.	-	-	-	-	-	-	-	-	-	-	-	-	-	-	-	-	-	-	-	-	-	-	-	-	-	-	-	-	-	7-1.L.M.	-	-	-	-	-	-	-	-	-	-	-	-	-	-	-	-	-	-	-	-	-	-	-	-	-	-	-	-	-	Total.	-	-	-	-	-	-	-	-	-	-	-	-	-	-	-	-	-	-	-	-	-	-	-	-	-	-	-	-	-	Gray:																														3-0.M.	-	-	-	-	-	-	-	-	-	-	-	-	-	-	-	-	-	-	-	-	-	-	-	-	-	-	-	-	-	4-0.M.	-	-	-	-	-	-	-	-	-	-	-	-	-	-	-	-	-	-	-	-	-	-	-	-	-	-	-	-	-	5-M.	-	-	9	396	1,200	894	70	70	70	70	70	70	70	70	70	70	70	70	70	70	70	70	70	70	70	70	70	70	70	6-0.L.M.	-	-	-	-	-	-	-	-	-	-	-	-	-	-	-	-	-	-	-	-	-	-	-	-	-	-	-	-	-	Total.	-	-	9	396	1,200	894	70	70	70	70	70	70	70	70	70	70	70	70	70	70	70	70	70	70	70	70	70	70	70	Below Grade:																														1-1/4	-	-	-	-	-	-	-	-	-	-	-	-	-	-	-	-	-	-	-	-	-	-	-	-	-	-	-	-	-	Total.	-	-	-	-	-	-	-	-	-	-	-	-	-	-	-	-	-	-	-	-	-	-	-	-	-	-	-	-	-	All grades.	198	765	300	1,673	1,962	24,140	167,863	317,644	102,787	13,612	433	104	182	610,416	100.0	-	-	-	-	-	-	-	-	-	-	-	-	-	-	All grades.	Percent	Percent	Percent	Percent	Percent	Percent	Percent	Percent	Percent	Percent	Percent	Percent	Percent	Percent	Percent	Percent	Percent	Percent	Percent	Percent	Percent	Percent	Percent	Percent	Percent	Percent	Percent	Percent	Percent	Percent																																																																																																																																																																																																																																																																																																																																																																																																																																
6-0.L.M.	66	43	601	3,869	3,320	137	137	137	137	137	137	137	137	137	137	137	137	137	137	137	137	137	137	137	137	137	137	137	137	7-1.L.M.	31	10	-	426	4,100	1,280	49	49	49	49	49	49	49	49	49	49	49	49	49	49	49	49	49	49	49	49	49	49	49	Total.	225	77	65	1,854	10,416	7,250	482	14	14	14	14	14	14	14	14	14	14	14	14	14	14	14	14	14	14	14	14	14	14	Mixed:																														3-0.M.	-	-	-	-	-	-	-	-	-	-	-	-	-	-	-	-	-	-	-	-	-	-	-	-	-	-	-	-	-	4-0.M.	-	-	-	-	-	-	-	-	-	-	-	-	-	-	-	-	-	-	-	-	-	-	-	-	-	-	-	-	-	5-M.	-	-	-	-	-	-	-	-	-	-	-	-	-	-	-	-	-	-	-	-	-	-	-	-	-	-	-	-	-	6-0.L.M.	-	-	-	-	-	-	-	-	-	-	-	-	-	-	-	-	-	-	-	-	-	-	-	-	-	-	-	-	-	7-1.L.M.	-	-	-	-	-	-	-	-	-	-	-	-	-	-	-	-	-	-	-	-	-	-	-	-	-	-	-	-	-	Total.	-	-	-	-	-	-	-	-	-	-	-	-	-	-	-	-	-	-	-	-	-	-	-	-	-	-	-	-	-	Gray:																														3-0.M.	-	-	-	-	-	-	-	-	-	-	-	-	-	-	-	-	-	-	-	-	-	-	-	-	-	-	-	-	-	4-0.M.	-	-	-	-	-	-	-	-	-	-	-	-	-	-	-	-	-	-	-	-	-	-	-	-	-	-	-	-	-	5-M.	-	-	9	396	1,200	894	70	70	70	70	70	70	70	70	70	70	70	70	70	70	70	70	70	70	70	70	70	70	70	6-0.L.M.	-	-	-	-	-	-	-	-	-	-	-	-	-	-	-	-	-	-	-	-	-	-	-	-	-	-	-	-	-	Total.	-	-	9	396	1,200	894	70	70	70	70	70	70	70	70	70	70	70	70	70	70	70	70	70	70	70	70	70	70	70	Below Grade:																														1-1/4	-	-	-	-	-	-	-	-	-	-	-	-	-	-	-	-	-	-	-	-	-	-	-	-	-	-	-	-	-	Total.	-	-	-	-	-	-	-	-	-	-	-	-	-	-	-	-	-	-	-	-	-	-	-	-	-	-	-	-	-	All grades.	198	765	300	1,673	1,962	24,140	167,863	317,644	102,787	13,612	433	104	182	610,416	100.0	-	-	-	-	-	-	-	-	-	-	-	-	-	-	All grades.	Percent	Percent	Percent	Percent	Percent	Percent	Percent	Percent	Percent	Percent	Percent	Percent	Percent	Percent	Percent	Percent	Percent	Percent	Percent	Percent	Percent	Percent	Percent	Percent	Percent	Percent	Percent	Percent	Percent	Percent																																																																																																																																																																																																																																																																																																																																																																																																																																																														
7-1.L.M.	31	10	-	426	4,100	1,280	49	49	49	49	49	49	49	49	49	49	49	49	49	49	49	49	49	49	49	49	49	49	49	Total.	225	77	65	1,854	10,416	7,250	482	14	14	14	14	14	14	14	14	14	14	14	14	14	14	14	14	14	14	14	14	14	14	Mixed:																														3-0.M.	-	-	-	-	-	-	-	-	-	-	-	-	-	-	-	-	-	-	-	-	-	-	-	-	-	-	-	-	-	4-0.M.	-	-	-	-	-	-	-	-	-	-	-	-	-	-	-	-	-	-	-	-	-	-	-	-	-	-	-	-	-	5-M.	-	-	-	-	-	-	-	-	-	-	-	-	-	-	-	-	-	-	-	-	-	-	-	-	-	-	-	-	-	6-0.L.M.	-	-	-	-	-	-	-	-	-	-	-	-	-	-	-	-	-	-	-	-	-	-	-	-	-	-	-	-	-	7-1.L.M.	-	-	-	-	-	-	-	-	-	-	-	-	-	-	-	-	-	-	-	-	-	-	-	-	-	-	-	-	-	Total.	-	-	-	-	-	-	-	-	-	-	-	-	-	-	-	-	-	-	-	-	-	-	-	-	-	-	-	-	-	Gray:																														3-0.M.	-	-	-	-	-	-	-	-	-	-	-	-	-	-	-	-	-	-	-	-	-	-	-	-	-	-	-	-	-	4-0.M.	-	-	-	-	-	-	-	-	-	-	-	-	-	-	-	-	-	-	-	-	-	-	-	-	-	-	-	-	-	5-M.	-	-	9	396	1,200	894	70	70	70	70	70	70	70	70	70	70	70	70	70	70	70	70	70	70	70	70	70	70	70	6-0.L.M.	-	-	-	-	-	-	-	-	-	-	-	-	-	-	-	-	-	-	-	-	-	-	-	-	-	-	-	-	-	Total.	-	-	9	396	1,200	894	70	70	70	70	70	70	70	70	70	70	70	70	70	70	70	70	70	70	70	70	70	70	70	Below Grade:																														1-1/4	-	-	-	-	-	-	-	-	-	-	-	-	-	-	-	-	-	-	-	-	-	-	-	-	-	-	-	-	-	Total.	-	-	-	-	-	-	-	-	-	-	-	-	-	-	-	-	-	-	-	-	-	-	-	-	-	-	-	-	-	All grades.	198	765	300	1,673	1,962	24,140	167,863	317,644	102,787	13,612	433	104	182	610,416	100.0	-	-	-	-	-	-	-	-	-	-	-	-	-	-	All grades.	Percent	Percent	Percent	Percent	Percent	Percent	Percent	Percent	Percent	Percent	Percent	Percent	Percent	Percent	Percent	Percent	Percent	Percent	Percent	Percent	Percent	Percent	Percent	Percent	Percent	Percent	Percent	Percent	Percent	Percent																																																																																																																																																																																																																																																																																																																																																																																																																																																																																												
Total.	225	77	65	1,854	10,416	7,250	482	14	14	14	14	14	14	14	14	14	14	14	14	14	14	14	14	14	14	14	14	14	14	Mixed:																														3-0.M.	-	-	-	-	-	-	-	-	-	-	-	-	-	-	-	-	-	-	-	-	-	-	-	-	-	-	-	-	-	4-0.M.	-	-	-	-	-	-	-	-	-	-	-	-	-	-	-	-	-	-	-	-	-	-	-	-	-	-	-	-	-	5-M.	-	-	-	-	-	-	-	-	-	-	-	-	-	-	-	-	-	-	-	-	-	-	-	-	-	-	-	-	-	6-0.L.M.	-	-	-	-	-	-	-	-	-	-	-	-	-	-	-	-	-	-	-	-	-	-	-	-	-	-	-	-	-	7-1.L.M.	-	-	-	-	-	-	-	-	-	-	-	-	-	-	-	-	-	-	-	-	-	-	-	-	-	-	-	-	-	Total.	-	-	-	-	-	-	-	-	-	-	-	-	-	-	-	-	-	-	-	-	-	-	-	-	-	-	-	-	-	Gray:																														3-0.M.	-	-	-	-	-	-	-	-	-	-	-	-	-	-	-	-	-	-	-	-	-	-	-	-	-	-	-	-	-	4-0.M.	-	-	-	-	-	-	-	-	-	-	-	-	-	-	-	-	-	-	-	-	-	-	-	-	-	-	-	-	-	5-M.	-	-	9	396	1,200	894	70	70	70	70	70	70	70	70	70	70	70	70	70	70	70	70	70	70	70	70	70	70	70	6-0.L.M.	-	-	-	-	-	-	-	-	-	-	-	-	-	-	-	-	-	-	-	-	-	-	-	-	-	-	-	-	-	Total.	-	-	9	396	1,200	894	70	70	70	70	70	70	70	70	70	70	70	70	70	70	70	70	70	70	70	70	70	70	70	Below Grade:																														1-1/4	-	-	-	-	-	-	-	-	-	-	-	-	-	-	-	-	-	-	-	-	-	-	-	-	-	-	-	-	-	Total.	-	-	-	-	-	-	-	-	-	-	-	-	-	-	-	-	-	-	-	-	-	-	-	-	-	-	-	-	-	All grades.	198	765	300	1,673	1,962	24,140	167,863	317,644	102,787	13,612	433	104	182	610,416	100.0	-	-	-	-	-	-	-	-	-	-	-	-	-	-	All grades.	Percent	Percent	Percent	Percent	Percent	Percent	Percent	Percent	Percent	Percent	Percent	Percent	Percent	Percent	Percent	Percent	Percent	Percent	Percent	Percent	Percent	Percent	Percent	Percent	Percent	Percent	Percent	Percent	Percent	Percent																																																																																																																																																																																																																																																																																																																																																																																																																																																																																																																										
Mixed:																														3-0.M.	-	-	-	-	-	-	-	-	-	-	-	-	-	-	-	-	-	-	-	-	-	-	-	-	-	-	-	-	-	4-0.M.	-	-	-	-	-	-	-	-	-	-	-	-	-	-	-	-	-	-	-	-	-	-	-	-	-	-	-	-	-	5-M.	-	-	-	-	-	-	-	-	-	-	-	-	-	-	-	-	-	-	-	-	-	-	-	-	-	-	-	-	-	6-0.L.M.	-	-	-	-	-	-	-	-	-	-	-	-	-	-	-	-	-	-	-	-	-	-	-	-	-	-	-	-	-	7-1.L.M.	-	-	-	-	-	-	-	-	-	-	-	-	-	-	-	-	-	-	-	-	-	-	-	-	-	-	-	-	-	Total.	-	-	-	-	-	-	-	-	-	-	-	-	-	-	-	-	-	-	-	-	-	-	-	-	-	-	-	-	-	Gray:																														3-0.M.	-	-	-	-	-	-	-	-	-	-	-	-	-	-	-	-	-	-	-	-	-	-	-	-	-	-	-	-	-	4-0.M.	-	-	-	-	-	-	-	-	-	-	-	-	-	-	-	-	-	-	-	-	-	-	-	-	-	-	-	-	-	5-M.	-	-	9	396	1,200	894	70	70	70	70	70	70	70	70	70	70	70	70	70	70	70	70	70	70	70	70	70	70	70	6-0.L.M.	-	-	-	-	-	-	-	-	-	-	-	-	-	-	-	-	-	-	-	-	-	-	-	-	-	-	-	-	-	Total.	-	-	9	396	1,200	894	70	70	70	70	70	70	70	70	70	70	70	70	70	70	70	70	70	70	70	70	70	70	70	Below Grade:																														1-1/4	-	-	-	-	-	-	-	-	-	-	-	-	-	-	-	-	-	-	-	-	-	-	-	-	-	-	-	-	-	Total.	-	-	-	-	-	-	-	-	-	-	-	-	-	-	-	-	-	-	-	-	-	-	-	-	-	-	-	-	-	All grades.	198	765	300	1,673	1,962	24,140	167,863	317,644	102,787	13,612	433	104	182	610,416	100.0	-	-	-	-	-	-	-	-	-	-	-	-	-	-	All grades.	Percent	Percent	Percent	Percent	Percent	Percent	Percent	Percent	Percent	Percent	Percent	Percent	Percent	Percent	Percent	Percent	Percent	Percent	Percent	Percent	Percent	Percent	Percent	Percent	Percent	Percent	Percent	Percent	Percent	Percent																																																																																																																																																																																																																																																																																																																																																																																																																																																																																																																																																								
3-0.M.	-	-	-	-	-	-	-	-	-	-	-	-	-	-	-	-	-	-	-	-	-	-	-	-	-	-	-	-	-	4-0.M.	-	-	-	-	-	-	-	-	-	-	-	-	-	-	-	-	-	-	-	-	-	-	-	-	-	-	-	-	-	5-M.	-	-	-	-	-	-	-	-	-	-	-	-	-	-	-	-	-	-	-	-	-	-	-	-	-	-	-	-	-	6-0.L.M.	-	-	-	-	-	-	-	-	-	-	-	-	-	-	-	-	-	-	-	-	-	-	-	-	-	-	-	-	-	7-1.L.M.	-	-	-	-	-	-	-	-	-	-	-	-	-	-	-	-	-	-	-	-	-	-	-	-	-	-	-	-	-	Total.	-	-	-	-	-	-	-	-	-	-	-	-	-	-	-	-	-	-	-	-	-	-	-	-	-	-	-	-	-	Gray:																														3-0.M.	-	-	-	-	-	-	-	-	-	-	-	-	-	-	-	-	-	-	-	-	-	-	-	-	-	-	-	-	-	4-0.M.	-	-	-	-	-	-	-	-	-	-	-	-	-	-	-	-	-	-	-	-	-	-	-	-	-	-	-	-	-	5-M.	-	-	9	396	1,200	894	70	70	70	70	70	70	70	70	70	70	70	70	70	70	70	70	70	70	70	70	70	70	70	6-0.L.M.	-	-	-	-	-	-	-	-	-	-	-	-	-	-	-	-	-	-	-	-	-	-	-	-	-	-	-	-	-	Total.	-	-	9	396	1,200	894	70	70	70	70	70	70	70	70	70	70	70	70	70	70	70	70	70	70	70	70	70	70	70	Below Grade:																														1-1/4	-	-	-	-	-	-	-	-	-	-	-	-	-	-	-	-	-	-	-	-	-	-	-	-	-	-	-	-	-	Total.	-	-	-	-	-	-	-	-	-	-	-	-	-	-	-	-	-	-	-	-	-	-	-	-	-	-	-	-	-	All grades.	198	765	300	1,673	1,962	24,140	167,863	317,644	102,787	13,612	433	104	182	610,416	100.0	-	-	-	-	-	-	-	-	-	-	-	-	-	-	All grades.	Percent	Percent	Percent	Percent	Percent	Percent	Percent	Percent	Percent	Percent	Percent	Percent	Percent	Percent	Percent	Percent	Percent	Percent	Percent	Percent	Percent	Percent	Percent	Percent	Percent	Percent	Percent	Percent	Percent	Percent																																																																																																																																																																																																																																																																																																																																																																																																																																																																																																																																																																																						
4-0.M.	-	-	-	-	-	-	-	-	-	-	-	-	-	-	-	-	-	-	-	-	-	-	-	-	-	-	-	-	-	5-M.	-	-	-	-	-	-	-	-	-	-	-	-	-	-	-	-	-	-	-	-	-	-	-	-	-	-	-	-	-	6-0.L.M.	-	-	-	-	-	-	-	-	-	-	-	-	-	-	-	-	-	-	-	-	-	-	-	-	-	-	-	-	-	7-1.L.M.	-	-	-	-	-	-	-	-	-	-	-	-	-	-	-	-	-	-	-	-	-	-	-	-	-	-	-	-	-	Total.	-	-	-	-	-	-	-	-	-	-	-	-	-	-	-	-	-	-	-	-	-	-	-	-	-	-	-	-	-	Gray:																														3-0.M.	-	-	-	-	-	-	-	-	-	-	-	-	-	-	-	-	-	-	-	-	-	-	-	-	-	-	-	-	-	4-0.M.	-	-	-	-	-	-	-	-	-	-	-	-	-	-	-	-	-	-	-	-	-	-	-	-	-	-	-	-	-	5-M.	-	-	9	396	1,200	894	70	70	70	70	70	70	70	70	70	70	70	70	70	70	70	70	70	70	70	70	70	70	70	6-0.L.M.	-	-	-	-	-	-	-	-	-	-	-	-	-	-	-	-	-	-	-	-	-	-	-	-	-	-	-	-	-	Total.	-	-	9	396	1,200	894	70	70	70	70	70	70	70	70	70	70	70	70	70	70	70	70	70	70	70	70	70	70	70	Below Grade:																														1-1/4	-	-	-	-	-	-	-	-	-	-	-	-	-	-	-	-	-	-	-	-	-	-	-	-	-	-	-	-	-	Total.	-	-	-	-	-	-	-	-	-	-	-	-	-	-	-	-	-	-	-	-	-	-	-	-	-	-	-	-	-	All grades.	198	765	300	1,673	1,962	24,140	167,863	317,644	102,787	13,612	433	104	182	610,416	100.0	-	-	-	-	-	-	-	-	-	-	-	-	-	-	All grades.	Percent	Percent	Percent	Percent	Percent	Percent	Percent	Percent	Percent	Percent	Percent	Percent	Percent	Percent	Percent	Percent	Percent	Percent	Percent	Percent	Percent	Percent	Percent	Percent	Percent	Percent	Percent	Percent	Percent	Percent																																																																																																																																																																																																																																																																																																																																																																																																																																																																																																																																																																																																																				
5-M.	-	-	-	-	-	-	-	-	-	-	-	-	-	-	-	-	-	-	-	-	-	-	-	-	-	-	-	-	-	6-0.L.M.	-	-	-	-	-	-	-	-	-	-	-	-	-	-	-	-	-	-	-	-	-	-	-	-	-	-	-	-	-	7-1.L.M.	-	-	-	-	-	-	-	-	-	-	-	-	-	-	-	-	-	-	-	-	-	-	-	-	-	-	-	-	-	Total.	-	-	-	-	-	-	-	-	-	-	-	-	-	-	-	-	-	-	-	-	-	-	-	-	-	-	-	-	-	Gray:																														3-0.M.	-	-	-	-	-	-	-	-	-	-	-	-	-	-	-	-	-	-	-	-	-	-	-	-	-	-	-	-	-	4-0.M.	-	-	-	-	-	-	-	-	-	-	-	-	-	-	-	-	-	-	-	-	-	-	-	-	-	-	-	-	-	5-M.	-	-	9	396	1,200	894	70	70	70	70	70	70	70	70	70	70	70	70	70	70	70	70	70	70	70	70	70	70	70	6-0.L.M.	-	-	-	-	-	-	-	-	-	-	-	-	-	-	-	-	-	-	-	-	-	-	-	-	-	-	-	-	-	Total.	-	-	9	396	1,200	894	70	70	70	70	70	70	70	70	70	70	70	70	70	70	70	70	70	70	70	70	70	70	70	Below Grade:																														1-1/4	-	-	-	-	-	-	-	-	-	-	-	-	-	-	-	-	-	-	-	-	-	-	-	-	-	-	-	-	-	Total.	-	-	-	-	-	-	-	-	-	-	-	-	-	-	-	-	-	-	-	-	-	-	-	-	-	-	-	-	-	All grades.	198	765	300	1,673	1,962	24,140	167,863	317,644	102,787	13,612	433	104	182	610,416	100.0	-	-	-	-	-	-	-	-	-	-	-	-	-	-	All grades.	Percent	Percent	Percent	Percent	Percent	Percent	Percent	Percent	Percent	Percent	Percent	Percent	Percent	Percent	Percent	Percent	Percent	Percent	Percent	Percent	Percent	Percent	Percent	Percent	Percent	Percent	Percent	Percent	Percent	Percent																																																																																																																																																																																																																																																																																																																																																																																																																																																																																																																																																																																																																																																		
6-0.L.M.	-	-	-	-	-	-	-	-	-	-	-	-	-	-	-	-	-	-	-	-	-	-	-	-	-	-	-	-	-	7-1.L.M.	-	-	-	-	-	-	-	-	-	-	-	-	-	-	-	-	-	-	-	-	-	-	-	-	-	-	-	-	-	Total.	-	-	-	-	-	-	-	-	-	-	-	-	-	-	-	-	-	-	-	-	-	-	-	-	-	-	-	-	-	Gray:																														3-0.M.	-	-	-	-	-	-	-	-	-	-	-	-	-	-	-	-	-	-	-	-	-	-	-	-	-	-	-	-	-	4-0.M.	-	-	-	-	-	-	-	-	-	-	-	-	-	-	-	-	-	-	-	-	-	-	-	-	-	-	-	-	-	5-M.	-	-	9	396	1,200	894	70	70	70	70	70	70	70	70	70	70	70	70	70	70	70	70	70	70	70	70	70	70	70	6-0.L.M.	-	-	-	-	-	-	-	-	-	-	-	-	-	-	-	-	-	-	-	-	-	-	-	-	-	-	-	-	-	Total.	-	-	9	396	1,200	894	70	70	70	70	70	70	70	70	70	70	70	70	70	70	70	70	70	70	70	70	70	70	70	Below Grade:																														1-1/4	-	-	-	-	-	-	-	-	-	-	-	-	-	-	-	-	-	-	-	-	-	-	-	-	-	-	-	-	-	Total.	-	-	-	-	-	-	-	-	-	-	-	-	-	-	-	-	-	-	-	-	-	-	-	-	-	-	-	-	-	All grades.	198	765	300	1,673	1,962	24,140	167,863	317,644	102,787	13,612	433	104	182	610,416	100.0	-	-	-	-	-	-	-	-	-	-	-	-	-	-	All grades.	Percent	Percent	Percent	Percent	Percent	Percent	Percent	Percent	Percent	Percent	Percent	Percent	Percent	Percent	Percent	Percent	Percent	Percent	Percent	Percent	Percent	Percent	Percent	Percent	Percent	Percent	Percent	Percent	Percent	Percent																																																																																																																																																																																																																																																																																																																																																																																																																																																																																																																																																																																																																																																																																
7-1.L.M.	-	-	-	-	-	-	-	-	-	-	-	-	-	-	-	-	-	-	-	-	-	-	-	-	-	-	-	-	-	Total.	-	-	-	-	-	-	-	-	-	-	-	-	-	-	-	-	-	-	-	-	-	-	-	-	-	-	-	-	-	Gray:																														3-0.M.	-	-	-	-	-	-	-	-	-	-	-	-	-	-	-	-	-	-	-	-	-	-	-	-	-	-	-	-	-	4-0.M.	-	-	-	-	-	-	-	-	-	-	-	-	-	-	-	-	-	-	-	-	-	-	-	-	-	-	-	-	-	5-M.	-	-	9	396	1,200	894	70	70	70	70	70	70	70	70	70	70	70	70	70	70	70	70	70	70	70	70	70	70	70	6-0.L.M.	-	-	-	-	-	-	-	-	-	-	-	-	-	-	-	-	-	-	-	-	-	-	-	-	-	-	-	-	-	Total.	-	-	9	396	1,200	894	70	70	70	70	70	70	70	70	70	70	70	70	70	70	70	70	70	70	70	70	70	70	70	Below Grade:																														1-1/4	-	-	-	-	-	-	-	-	-	-	-	-	-	-	-	-	-	-	-	-	-	-	-	-	-	-	-	-	-	Total.	-	-	-	-	-	-	-	-	-	-	-	-	-	-	-	-	-	-	-	-	-	-	-	-	-	-	-	-	-	All grades.	198	765	300	1,673	1,962	24,140	167,863	317,644	102,787	13,612	433	104	182	610,416	100.0	-	-	-	-	-	-	-	-	-	-	-	-	-	-	All grades.	Percent	Percent	Percent	Percent	Percent	Percent	Percent	Percent	Percent	Percent	Percent	Percent	Percent	Percent	Percent	Percent	Percent	Percent	Percent	Percent	Percent	Percent	Percent	Percent	Percent	Percent	Percent	Percent	Percent	Percent																																																																																																																																																																																																																																																																																																																																																																																																																																																																																																																																																																																																																																																																																																														
Total.	-	-	-	-	-	-	-	-	-	-	-	-	-	-	-	-	-	-	-	-	-	-	-	-	-	-	-	-	-	Gray:																														3-0.M.	-	-	-	-	-	-	-	-	-	-	-	-	-	-	-	-	-	-	-	-	-	-	-	-	-	-	-	-	-	4-0.M.	-	-	-	-	-	-	-	-	-	-	-	-	-	-	-	-	-	-	-	-	-	-	-	-	-	-	-	-	-	5-M.	-	-	9	396	1,200	894	70	70	70	70	70	70	70	70	70	70	70	70	70	70	70	70	70	70	70	70	70	70	70	6-0.L.M.	-	-	-	-	-	-	-	-	-	-	-	-	-	-	-	-	-	-	-	-	-	-	-	-	-	-	-	-	-	Total.	-	-	9	396	1,200	894	70	70	70	70	70	70	70	70	70	70	70	70	70	70	70	70	70	70	70	70	70	70	70	Below Grade:																														1-1/4	-	-	-	-	-	-	-	-	-	-	-	-	-	-	-	-	-	-	-	-	-	-	-	-	-	-	-	-	-	Total.	-	-	-	-	-	-	-	-	-	-	-	-	-	-	-	-	-	-	-	-	-	-	-	-	-	-	-	-	-	All grades.	198	765	300	1,673	1,962	24,140	167,863	317,644	102,787	13,612	433	104	182	610,416	100.0	-	-	-	-	-	-	-	-	-	-	-	-	-	-	All grades.	Percent	Percent	Percent	Percent	Percent	Percent	Percent	Percent	Percent	Percent	Percent	Percent	Percent	Percent	Percent	Percent	Percent	Percent	Percent	Percent	Percent	Percent	Percent	Percent	Percent	Percent	Percent	Percent	Percent	Percent																																																																																																																																																																																																																																																																																																																																																																																																																																																																																																																																																																																																																																																																																																																																												
Gray:																														3-0.M.	-	-	-	-	-	-	-	-	-	-	-	-	-	-	-	-	-	-	-	-	-	-	-	-	-	-	-	-	-	4-0.M.	-	-	-	-	-	-	-	-	-	-	-	-	-	-	-	-	-	-	-	-	-	-	-	-	-	-	-	-	-	5-M.	-	-	9	396	1,200	894	70	70	70	70	70	70	70	70	70	70	70	70	70	70	70	70	70	70	70	70	70	70	70	6-0.L.M.	-	-	-	-	-	-	-	-	-	-	-	-	-	-	-	-	-	-	-	-	-	-	-	-	-	-	-	-	-	Total.	-	-	9	396	1,200	894	70	70	70	70	70	70	70	70	70	70	70	70	70	70	70	70	70	70	70	70	70	70	70	Below Grade:																														1-1/4	-	-	-	-	-	-	-	-	-	-	-	-	-	-	-	-	-	-	-	-	-	-	-	-	-	-	-	-	-	Total.	-	-	-	-	-	-	-	-	-	-	-	-	-	-	-	-	-	-	-	-	-	-	-	-	-	-	-	-	-	All grades.	198	765	300	1,673	1,962	24,140	167,863	317,644	102,787	13,612	433	104	182	610,416	100.0	-	-	-	-	-	-	-	-	-	-	-	-	-	-	All grades.	Percent	Percent	Percent	Percent	Percent	Percent	Percent	Percent	Percent	Percent	Percent	Percent	Percent	Percent	Percent	Percent	Percent	Percent	Percent	Percent	Percent	Percent	Percent	Percent	Percent	Percent	Percent	Percent	Percent	Percent																																																																																																																																																																																																																																																																																																																																																																																																																																																																																																																																																																																																																																																																																																																																																																										
3-0.M.	-	-	-	-	-	-	-	-	-	-	-	-	-	-	-	-	-	-	-	-	-	-	-	-	-	-	-	-	-	4-0.M.	-	-	-	-	-	-	-	-	-	-	-	-	-	-	-	-	-	-	-	-	-	-	-	-	-	-	-	-	-	5-M.	-	-	9	396	1,200	894	70	70	70	70	70	70	70	70	70	70	70	70	70	70	70	70	70	70	70	70	70	70	70	6-0.L.M.	-	-	-	-	-	-	-	-	-	-	-	-	-	-	-	-	-	-	-	-	-	-	-	-	-	-	-	-	-	Total.	-	-	9	396	1,200	894	70	70	70	70	70	70	70	70	70	70	70	70	70	70	70	70	70	70	70	70	70	70	70	Below Grade:																														1-1/4	-	-	-	-	-	-	-	-	-	-	-	-	-	-	-	-	-	-	-	-	-	-	-	-	-	-	-	-	-	Total.	-	-	-	-	-	-	-	-	-	-	-	-	-	-	-	-	-	-	-	-	-	-	-	-	-	-	-	-	-	All grades.	198	765	300	1,673	1,962	24,140	167,863	317,644	102,787	13,612	433	104	182	610,416	100.0	-	-	-	-	-	-	-	-	-	-	-	-	-	-	All grades.	Percent	Percent	Percent	Percent	Percent	Percent	Percent	Percent	Percent	Percent	Percent	Percent	Percent	Percent	Percent	Percent	Percent	Percent	Percent	Percent	Percent	Percent	Percent	Percent	Percent	Percent	Percent	Percent	Percent	Percent																																																																																																																																																																																																																																																																																																																																																																																																																																																																																																																																																																																																																																																																																																																																																																																																								
4-0.M.	-	-	-	-	-	-	-	-	-	-	-	-	-	-	-	-	-	-	-	-	-	-	-	-	-	-	-	-	-	5-M.	-	-	9	396	1,200	894	70	70	70	70	70	70	70	70	70	70	70	70	70	70	70	70	70	70	70	70	70	70	70	6-0.L.M.	-	-	-	-	-	-	-	-	-	-	-	-	-	-	-	-	-	-	-	-	-	-	-	-	-	-	-	-	-	Total.	-	-	9	396	1,200	894	70	70	70	70	70	70	70	70	70	70	70	70	70	70	70	70	70	70	70	70	70	70	70	Below Grade:																														1-1/4	-	-	-	-	-	-	-	-	-	-	-	-	-	-	-	-	-	-	-	-	-	-	-	-	-	-	-	-	-	Total.	-	-	-	-	-	-	-	-	-	-	-	-	-	-	-	-	-	-	-	-	-	-	-	-	-	-	-	-	-	All grades.	198	765	300	1,673	1,962	24,140	167,863	317,644	102,787	13,612	433	104	182	610,416	100.0	-	-	-	-	-	-	-	-	-	-	-	-	-	-	All grades.	Percent	Percent	Percent	Percent	Percent	Percent	Percent	Percent	Percent	Percent	Percent	Percent	Percent	Percent	Percent	Percent	Percent	Percent	Percent	Percent	Percent	Percent	Percent	Percent	Percent	Percent	Percent	Percent	Percent	Percent																																																																																																																																																																																																																																																																																																																																																																																																																																																																																																																																																																																																																																																																																																																																																																																																																																						
5-M.	-	-	9	396	1,200	894	70	70	70	70	70	70	70	70	70	70	70	70	70	70	70	70	70	70	70	70	70	70	70	6-0.L.M.	-	-	-	-	-	-	-	-	-	-	-	-	-	-	-	-	-	-	-	-	-	-	-	-	-	-	-	-	-	Total.	-	-	9	396	1,200	894	70	70	70	70	70	70	70	70	70	70	70	70	70	70	70	70	70	70	70	70	70	70	70	Below Grade:																														1-1/4	-	-	-	-	-	-	-	-	-	-	-	-	-	-	-	-	-	-	-	-	-	-	-	-	-	-	-	-	-	Total.	-	-	-	-	-	-	-	-	-	-	-	-	-	-	-	-	-	-	-	-	-	-	-	-	-	-	-	-	-	All grades.	198	765	300	1,673	1,962	24,140	167,863	317,644	102,787	13,612	433	104	182	610,416	100.0	-	-	-	-	-	-	-	-	-	-	-	-	-	-	All grades.	Percent	Percent	Percent	Percent	Percent	Percent	Percent	Percent	Percent	Percent	Percent	Percent	Percent	Percent	Percent	Percent	Percent	Percent	Percent	Percent	Percent	Percent	Percent	Percent	Percent	Percent	Percent	Percent	Percent	Percent																																																																																																																																																																																																																																																																																																																																																																																																																																																																																																																																																																																																																																																																																																																																																																																																																																																																				
6-0.L.M.	-	-	-	-	-	-	-	-	-	-	-	-	-	-	-	-	-	-	-	-	-	-	-	-	-	-	-	-	-	Total.	-	-	9	396	1,200	894	70	70	70	70	70	70	70	70	70	70	70	70	70	70	70	70	70	70	70	70	70	70	70	Below Grade:																														1-1/4	-	-	-	-	-	-	-	-	-	-	-	-	-	-	-	-	-	-	-	-	-	-	-	-	-	-	-	-	-	Total.	-	-	-	-	-	-	-	-	-	-	-	-	-	-	-	-	-	-	-	-	-	-	-	-	-	-	-	-	-	All grades.	198	765	300	1,673	1,962	24,140	167,863	317,644	102,787	13,612	433	104	182	610,416	100.0	-	-	-	-	-	-	-	-	-	-	-	-	-	-	All grades.	Percent	Percent	Percent	Percent	Percent	Percent	Percent	Percent	Percent	Percent	Percent	Percent	Percent	Percent	Percent	Percent	Percent	Percent	Percent	Percent	Percent	Percent	Percent	Percent	Percent	Percent	Percent	Percent	Percent	Percent																																																																																																																																																																																																																																																																																																																																																																																																																																																																																																																																																																																																																																																																																																																																																																																																																																																																																																		
Total.	-	-	9	396	1,200	894	70	70	70	70	70	70	70	70	70	70	70	70	70	70	70	70	70	70	70	70	70	70	70	Below Grade:																														1-1/4	-	-	-	-	-	-	-	-	-	-	-	-	-	-	-	-	-	-	-	-	-	-	-	-	-	-	-	-	-	Total.	-	-	-	-	-	-	-	-	-	-	-	-	-	-	-	-	-	-	-	-	-	-	-	-	-	-	-	-	-	All grades.	198	765	300	1,673	1,962	24,140	167,863	317,644	102,787	13,612	433	104	182	610,416	100.0	-	-	-	-	-	-	-	-	-	-	-	-	-	-	All grades.	Percent	Percent	Percent	Percent	Percent	Percent	Percent	Percent	Percent	Percent	Percent	Percent	Percent	Percent	Percent	Percent	Percent	Percent	Percent	Percent	Percent	Percent	Percent	Percent	Percent	Percent	Percent	Percent	Percent	Percent																																																																																																																																																																																																																																																																																																																																																																																																																																																																																																																																																																																																																																																																																																																																																																																																																																																																																																																																
Below Grade:																														1-1/4	-	-	-	-	-	-	-	-	-	-	-	-	-	-	-	-	-	-	-	-	-	-	-	-	-	-	-	-	-	Total.	-	-	-	-	-	-	-	-	-	-	-	-	-	-	-	-	-	-	-	-	-	-	-	-	-	-	-	-	-	All grades.	198	765	300	1,673	1,962	24,140	167,863	317,644	102,787	13,612	433	104	182	610,416	100.0	-	-	-	-	-	-	-	-	-	-	-	-	-	-	All grades.	Percent	Percent	Percent	Percent	Percent	Percent	Percent	Percent	Percent	Percent	Percent	Percent	Percent	Percent	Percent	Percent	Percent	Percent	Percent	Percent	Percent	Percent	Percent	Percent	Percent	Percent	Percent	Percent	Percent	Percent																																																																																																																																																																																																																																																																																																																																																																																																																																																																																																																																																																																																																																																																																																																																																																																																																																																																																																																																																														
1-1/4	-	-	-	-	-	-	-	-	-	-	-	-	-	-	-	-	-	-	-	-	-	-	-	-	-	-	-	-	-	Total.	-	-	-	-	-	-	-	-	-	-	-	-	-	-	-	-	-	-	-	-	-	-	-	-	-	-	-	-	-	All grades.	198	765	300	1,673	1,962	24,140	167,863	317,644	102,787	13,612	433	104	182	610,416	100.0	-	-	-	-	-	-	-	-	-	-	-	-	-	-	All grades.	Percent	Percent	Percent	Percent	Percent	Percent	Percent	Percent	Percent	Percent	Percent	Percent	Percent	Percent	Percent	Percent	Percent	Percent	Percent	Percent	Percent	Percent	Percent	Percent	Percent	Percent	Percent	Percent	Percent	Percent																																																																																																																																																																																																																																																																																																																																																																																																																																																																																																																																																																																																																																																																																																																																																																																																																																																																																																																																																																																												
Total.	-	-	-	-	-	-	-	-	-	-	-	-	-	-	-	-	-	-	-	-	-	-	-	-	-	-	-	-	-	All grades.	198	765	300	1,673	1,962	24,140	167,863	317,644	102,787	13,612	433	104	182	610,416	100.0	-	-	-	-	-	-	-	-	-	-	-	-	-	-	All grades.	Percent	Percent	Percent	Percent	Percent	Percent	Percent	Percent	Percent	Percent	Percent	Percent	Percent	Percent	Percent	Percent	Percent	Percent	Percent	Percent	Percent	Percent	Percent	Percent	Percent	Percent	Percent	Percent	Percent	Percent																																																																																																																																																																																																																																																																																																																																																																																																																																																																																																																																																																																																																																																																																																																																																																																																																																																																																																																																																																																																																										
All grades.	198	765	300	1,673	1,962	24,140	167,863	317,644	102,787	13,612	433	104	182	610,416	100.0	-	-	-	-	-	-	-	-	-	-	-	-	-	-	All grades.	Percent	Percent	Percent	Percent	Percent	Percent	Percent	Percent	Percent	Percent	Percent	Percent	Percent	Percent	Percent	Percent	Percent	Percent	Percent	Percent	Percent	Percent	Percent	Percent	Percent	Percent	Percent	Percent	Percent	Percent																																																																																																																																																																																																																																																																																																																																																																																																																																																																																																																																																																																																																																																																																																																																																																																																																																																																																																																																																																																																																																																								
All grades.	Percent	Percent	Percent	Percent	Percent	Percent	Percent	Percent	Percent	Percent	Percent	Percent	Percent	Percent	Percent	Percent	Percent	Percent	Percent	Percent	Percent	Percent	Percent	Percent	Percent	Percent	Percent	Percent	Percent	Percent																																																																																																																																																																																																																																																																																																																																																																																																																																																																																																																																																																																																																																																																																																																																																																																																																																																																																																																																																																																																																																																																																						

1/ As reported by the Bureau of the Census, running bales, lintsters excluded.  
 \* Less than 0.05 percent.  
 Percentage rough preparation. . . . . 0.6  
 Grade index. . . . . 95.3  
 Average staple length. . . . . 33.9

Table 20.—Grade and staple length of upland cotton ginned in Mississippi, 1949-50

Grade	13/16 inch and shorter		7/8 inch		29/32 inch		15/16 inch		31/32 inch		1 inch		1-1/8 inches		1-1/16 inches		1-3/32 inches		1-1/8 inches longer		1-1/4 inches longer		All lengths		
	Bales	Percent	Bales	Percent	Bales	Percent	Bales	Percent	Bales	Percent	Bales	Percent	Bales	Percent	Bales	Percent	Bales	Percent	Bales	Percent	Bales	Percent	Bales	Percent	
<b>White:</b>																									
1-M.F.	-	-	-	-	-	-	-	-	-	-	-	-	-	-	-	-	-	-	-	-	-	-	-	-	-
2-S.G.M.	-	-	-	-	-	-	-	-	-	-	-	-	-	-	-	-	-	-	-	-	-	-	-	-	-
3-G.M.	-	-	-	-	-	-	-	-	-	-	-	-	-	-	-	-	-	-	-	-	-	-	-	-	-
4-S.M.	8	-	16	-	22	-	16	-	22	-	142	-	140	-	1,527	-	11	-	11	-	97	-	58	-	2,075
5-M.	117	-	280	-	107	-	3,415	-	3,415	-	3,709	-	19,709	-	50,192	-	2,150	-	2,150	-	14,005	-	322	-	90,916
6-S.L.M.	31	-	100	-	287	-	51,661	-	51,661	-	6,984	-	237,947	-	1,635,818	-	10,230	-	10,230	-	15,690	-	287	-	598,797
7-L.M.	-	-	13	-	72	-	3,158	-	21,056	-	73,539	-	26,601	-	1,087	-	183	-	183	-	1,087	-	58	-	552,885
8-S.O.	-	-	-	-	-	-	1,257	-	76	-	169	-	3,824	-	15	-	-	-	-	-	140	-	-	-	125,982
9-O.	-	-	-	-	-	-	19	-	76	-	19	-	374	-	15	-	-	-	-	-	7	-	-	-	6,458
<b>Total</b>	186	-	596	-	207	-	14,333	-	165,250	-	631,294	-	1,653,562	-	81,222	-	14,969	-	1,500	-	725	-	3,145	-	1,377,544
<b>Spotted:</b>																									
3-O.M.	-	-	-	-	-	-	10	-	78	-	27	-	27	-	-	-	-	-	-	-	63	-	20	-	115
4-S.M.	25	-	63	-	54	-	347	-	7,117	-	1,421	-	2,146	-	12	-	12	-	12	-	136	-	9	-	11,817
5-M.	12	-	19	-	773	-	5,319	-	10,261	-	2,446	-	516	-	516	-	-	-	-	-	11	-	6	-	19,063
6-S.L.M.	-	-	-	-	-	-	158	-	515	-	1,346	-	516	-	53	-	-	-	-	-	9	-	-	-	2,574
7-L.M.	-	-	-	-	-	-	13	-	26	-	13	-	53	-	53	-	-	-	-	-	9	-	-	-	357
<b>Total</b>	37	-	102	-	105	-	1,291	-	8,505	-	19,066	-	4,523	-	219	-	24	-	24	-	219	-	29	-	33,926
<b>Tinged:</b>																									
3-O.M.	-	-	-	-	-	-	-	-	-	-	-	-	-	-	-	-	-	-	-	-	-	-	-	-	-
4-S.M.	-	-	-	-	-	-	-	-	-	-	-	-	-	-	-	-	-	-	-	-	-	-	-	-	-
5-M.	-	-	-	-	-	-	-	-	-	-	-	-	-	-	-	-	-	-	-	-	-	-	-	-	-
6-S.L.M.	-	-	-	-	-	-	-	-	-	-	-	-	-	-	-	-	-	-	-	-	-	-	-	-	-
7-L.M.	-	-	-	-	-	-	-	-	-	-	-	-	-	-	-	-	-	-	-	-	-	-	-	-	-
<b>Total</b>	-	-	-	-	-	-	-	-	-	-	-	-	-	-	-	-	-	-	-	-	-	-	-	-	-
<b>Gray:</b>																									
3-O.M.	-	-	-	-	-	-	-	-	-	-	-	-	-	-	-	-	-	-	-	-	-	-	-	-	-
4-S.M.	-	-	-	-	-	-	-	-	-	-	-	-	-	-	-	-	-	-	-	-	-	-	-	-	-
5-M.	-	-	-	-	-	-	-	-	-	-	-	-	-	-	-	-	-	-	-	-	-	-	-	-	-
6-S.L.M.	-	-	-	-	-	-	-	-	-	-	-	-	-	-	-	-	-	-	-	-	-	-	-	-	-
7-L.M.	-	-	-	-	-	-	-	-	-	-	-	-	-	-	-	-	-	-	-	-	-	-	-	-	-
<b>Total</b>	-	-	-	-	-	-	-	-	-	-	-	-	-	-	-	-	-	-	-	-	-	-	-	-	-
<b>Below Grade</b>	-	-	-	-	-	-	-	-	-	-	-	-	-	-	-	-	-	-	-	-	-	-	-	-	-
<b>All grades</b>	223	-	711	-	720	-	16,659	-	182,773	-	679,470	-	476,755	-	81,773	-	15,021	-	1,522	-	786	-	3,223	-	1,460,062
<b>All grades</b>	-	-	-	-	-	-	-	-	-	-	-	-	-	-	-	-	-	-	-	-	-	-	-	-	-
	Percent	Percent	Percent	Percent	Percent	Percent	Percent	Percent	Percent	Percent	Percent	Percent	Percent	Percent	Percent	Percent	Percent	Percent	Percent	Percent	Percent	Percent	Percent	Percent	Percent
	0.1	0.2	0.1	0.1	0.1	1.1	0.1	0.1	0.1	0.1	0.1	0.1	0.1	0.1	0.1	0.1	0.1	0.1	0.1	0.1	0.1	0.1	0.1	0.1	

As reported by the Bureau of the Census, running bales, linters excluded.  
 Less than 0.05 percent.

Percentage rough preparation. . . . . 3.6  
 Grade index . . . . . 96.0  
 Average staple length . . . . . 34.3

Table 21.--Grade and staple length of upland cotton ginned in Missouri, 1946-50

Grade	13/16 inch		7/8 inch		29/32 inch		15/16 inch		31/32 inch		1 inch		1-1/32 inch		1-1/16 inch		1-1/8 inch		1-5/32 inch		1-5/16 inch		1-7/32 inch		1-1/4 inch		All lengths																																																																																																																																																																																																																																																																																																																																																																																																																																																																																																																																																																																																																																																																																																																																																																																																																																																																																																																																																																																																																																																
	Bales	Percent	Bales	Percent	Bales	Percent	Bales	Percent	Bales	Percent	Bales	Percent	Bales	Percent	Bales	Percent	Bales	Percent	Bales	Percent	Bales	Percent	Bales	Percent	Bales	Percent	Bales	Percent																																																																																																																																																																																																																																																																																																																																																																																																																																																																																																																																																																																																																																																																																																																																																																																																																																																																																																																																																																																																																																															
White:																														1-M.F.	-	-	-	-	-	-	-	-	-	-	-	-	-	-	-	-	-	-	-	-	-	-	-	-	-	-	-	-	-	2-S.G.M.	-	-	-	-	-	-	-	-	-	-	-	-	-	-	-	-	-	-	-	-	-	-	-	-	-	-	-	-	-	3-G.M.	-	-	-	-	-	-	-	-	-	-	-	-	-	-	-	-	-	-	-	-	-	-	-	-	-	-	-	-	-	4-S.M.	-	-	33	11	22	7	46	1,603	15,839	2,134	34	1,713	9,394	21,080	375	74	70,941	27,829	661	146	20,172	11	1,787	10	4,815	21	31	16,444	3.5	5-M.	-	-	88	147	296	88	1,713	9,394	21,080	375	74	70,941	27,829	661	146	20,172	11	1,787	10	4,815	21	31	16,444	3.5	104,163	21.8	172,454	36.0	6-S.L.M.	-	-	66	44	275	486	4,213	16,774	20,172	11	1,787	10	4,815	21	31	16,444	3.5	104,163	21.8	172,454	36.0	20,172	11	1,787	10	4,815	21	31	43,773	9.2	7-S.L.M.	-	-	10	393	255	361	4,815	21,324	965	1,234	33	4,815	21,324	965	1,234	33	4,815	21,324	965	1,234	33	4,815	21,324	965	1,234	33	4,815	21,324	965	21,624	4.5	8-S.G.O.	-	-	32	361	90	361	90	361	90	361	90	361	90	361	90	361	90	361	90	361	90	361	90	361	90	361	90	361	90	2,935	0.6	9-G.O.	-	-	260	224	1,649	1,739	15,239	64,060	223,862	52,811	1,081	156	64	361	90	361	90	361	90	361	90	361	90	361	90	361	90	361	90	361,867	75.6	Total	-	-	260	224	1,649	1,739	15,239	64,060	223,862	52,811	1,081	156	64	361	90	361	90	361	90	361	90	361	90	361	90	361	90	361	90	361,867	75.6	Spotted:																															3-G.M.	-	-	-	-	-	-	-	-	-	-	-	-	-	-	-	-	-	-	-	-	-	-	-	-	-	-	-	-	-	-	4-S.M.	-	-	22	151	334	1,859	11,042	19,649	1,808	33	85	1,509	4,562	446	11	30	4,562	11,042	19,649	1,808	33	85	1,509	4,562	446	11	30	4,562	11,042	19,649	61	1.4	5-M.	-	-	64	31	272	333	4,935	11,655	3,734	100	272	333	4,935	11,655	3,734	100	272	333	4,935	11,655	3,734	100	272	333	4,935	11,655	3,734	100	34,966	7.3	6-S.L.M.	-	-	48	2741	613	4,849	11,093	2,607	10	48	2741	613	4,849	11,093	2,607	10	48	2741	613	4,849	11,093	2,607	10	48	2741	613	4,849	11,093	2,607	21,961	4.6	7-L.M.	-	-	122	31	3,186	1,280	11,724	35,020	30,601	2,364	44	122	31	3,186	1,280	11,724	35,020	30,601	2,364	44	122	31	3,186	1,280	11,724	35,020	30,601	2,364	44	84,872	17.7	Total	-	-	122	31	3,186	1,280	11,724	35,020	30,601	2,364	44	122	31	3,186	1,280	11,724	35,020	30,601	2,364	44	122	31	3,186	1,280	11,724	35,020	30,601	2,364	44	84,872	17.7	Tinged:																															3-G.M.	-	-	-	-	-	-	-	-	-	-	-	-	-	-	-	-	-	-	-	-	-	-	-	-	-	-	-	-	-	-	4-S.M.	-	-	-	-	-	-	-	-	-	-	-	-	-	-	-	-	-	-	-	-	-	-	-	-	-	-	-	-	-	-	5-M.	-	-	65	498	1,099	487	926	21	54	63	35	166	44	11	44	136	351	11	10	351	11	10	351	11	10	351	11	10	351	11	246	.1	6-S.L.M.	-	-	64	1,863	336	7,937	336	375	54	64	1,863	336	7,937	336	375	54	64	1,863	336	7,937	336	375	54	64	1,863	336	7,937	336	375	54	1,786	.4	Total	-	-	64	1,863	336	7,937	336	375	54	64	1,863	336	7,937	336	375	54	64	1,863	336	7,937	336	375	54	64	1,863	336	7,937	336	375	54	2,021	.4	Gray:																															3-G.M.	-	-	-	-	-	-	-	-	-	-	-	-	-	-	-	-	-	-	-	-	-	-	-	-	-	-	-	-	-	-	4-S.M.	-	-	-	-	-	-	-	-	-	-	-	-	-	-	-	-	-	-	-	-	-	-	-	-	-	-	-	-	-	-	-	5-M.	-	-	68	16	79	63	512	5,085	6,135	595	11	10	63	512	5,085	6,135	595	11	10	63	512	5,085	6,135	595	11	10	63	512	5,085	6,135	595	106	.8	6-S.L.M.	-	-	-	-	-	-	-	-	-	-	-	-	-	-	-	-	-	-	-	-	-	-	-	-	-	-	-	-	-	-	-	-	-	Total	-	-	68	16	79	63	512	5,085	6,135	595	11	10	63	512	5,085	6,135	595	11	10	63	512	5,085	6,135	595	11	10	63	512	5,085	6,135	595	14,490	3.0	Below Grade	-	-	64	415	1,219	16	398	376	25	-	-	-	-	-	-	-	-	-	-	-	-	-	-	-	-	-	-	-	-	-	-	-	-	2,613	.5	All grades	-	-	128	2,660	285	14,635	3,542	20,504	106,722	266,878	65,770	1,136	166	32	64	477,780	100.0	All grades	-	-	0.6	0.1	3.1	0.7	6.2	22.3	55.1	11.7	0.2	0.2	0.2	0.2	0.2	0.2	0.2	0.2	0.2	0.2	0.2	0.2	0.2	0.2	0.2	0.2	0.2	0.2	0.2	0.2	0.2	0.2	100.0
1-M.F.	-	-	-	-	-	-	-	-	-	-	-	-	-	-	-	-	-	-	-	-	-	-	-	-	-	-	-	-	-	2-S.G.M.	-	-	-	-	-	-	-	-	-	-	-	-	-	-	-	-	-	-	-	-	-	-	-	-	-	-	-	-	-	3-G.M.	-	-	-	-	-	-	-	-	-	-	-	-	-	-	-	-	-	-	-	-	-	-	-	-	-	-	-	-	-	4-S.M.	-	-	33	11	22	7	46	1,603	15,839	2,134	34	1,713	9,394	21,080	375	74	70,941	27,829	661	146	20,172	11	1,787	10	4,815	21	31	16,444	3.5	5-M.	-	-	88	147	296	88	1,713	9,394	21,080	375	74	70,941	27,829	661	146	20,172	11	1,787	10	4,815	21	31	16,444	3.5	104,163	21.8	172,454	36.0	6-S.L.M.	-	-	66	44	275	486	4,213	16,774	20,172	11	1,787	10	4,815	21	31	16,444	3.5	104,163	21.8	172,454	36.0	20,172	11	1,787	10	4,815	21	31	43,773	9.2	7-S.L.M.	-	-	10	393	255	361	4,815	21,324	965	1,234	33	4,815	21,324	965	1,234	33	4,815	21,324	965	1,234	33	4,815	21,324	965	1,234	33	4,815	21,324	965	21,624	4.5	8-S.G.O.	-	-	32	361	90	361	90	361	90	361	90	361	90	361	90	361	90	361	90	361	90	361	90	361	90	361	90	361	90	2,935	0.6	9-G.O.	-	-	260	224	1,649	1,739	15,239	64,060	223,862	52,811	1,081	156	64	361	90	361	90	361	90	361	90	361	90	361	90	361	90	361	90	361,867	75.6	Total	-	-	260	224	1,649	1,739	15,239	64,060	223,862	52,811	1,081	156	64	361	90	361	90	361	90	361	90	361	90	361	90	361	90	361	90	361,867	75.6	Spotted:																															3-G.M.	-	-	-	-	-	-	-	-	-	-	-	-	-	-	-	-	-	-	-	-	-	-	-	-	-	-	-	-	-	-	4-S.M.	-	-	22	151	334	1,859	11,042	19,649	1,808	33	85	1,509	4,562	446	11	30	4,562	11,042	19,649	1,808	33	85	1,509	4,562	446	11	30	4,562	11,042	19,649	61	1.4	5-M.	-	-	64	31	272	333	4,935	11,655	3,734	100	272	333	4,935	11,655	3,734	100	272	333	4,935	11,655	3,734	100	272	333	4,935	11,655	3,734	100	34,966	7.3	6-S.L.M.	-	-	48	2741	613	4,849	11,093	2,607	10	48	2741	613	4,849	11,093	2,607	10	48	2741	613	4,849	11,093	2,607	10	48	2741	613	4,849	11,093	2,607	21,961	4.6	7-L.M.	-	-	122	31	3,186	1,280	11,724	35,020	30,601	2,364	44	122	31	3,186	1,280	11,724	35,020	30,601	2,364	44	122	31	3,186	1,280	11,724	35,020	30,601	2,364	44	84,872	17.7	Total	-	-	122	31	3,186	1,280	11,724	35,020	30,601	2,364	44	122	31	3,186	1,280	11,724	35,020	30,601	2,364	44	122	31	3,186	1,280	11,724	35,020	30,601	2,364	44	84,872	17.7	Tinged:																															3-G.M.	-	-	-	-	-	-	-	-	-	-	-	-	-	-	-	-	-	-	-	-	-	-	-	-	-	-	-	-	-	-	4-S.M.	-	-	-	-	-	-	-	-	-	-	-	-	-	-	-	-	-	-	-	-	-	-	-	-	-	-	-	-	-	-	5-M.	-	-	65	498	1,099	487	926	21	54	63	35	166	44	11	44	136	351	11	10	351	11	10	351	11	10	351	11	10	351	11	246	.1	6-S.L.M.	-	-	64	1,863	336	7,937	336	375	54	64	1,863	336	7,937	336	375	54	64	1,863	336	7,937	336	375	54	64	1,863	336	7,937	336	375	54	1,786	.4	Total	-	-	64	1,863	336	7,937	336	375	54	64	1,863	336	7,937	336	375	54	64	1,863	336	7,937	336	375	54	64	1,863	336	7,937	336	375	54	2,021	.4	Gray:																															3-G.M.	-	-	-	-	-	-	-	-	-	-	-	-	-	-	-	-	-	-	-	-	-	-	-	-	-	-	-	-	-	-	4-S.M.	-	-	-	-	-	-	-	-	-	-	-	-	-	-	-	-	-	-	-	-	-	-	-	-	-	-	-	-	-	-	-	5-M.	-	-	68	16	79	63	512	5,085	6,135	595	11	10	63	512	5,085	6,135	595	11	10	63	512	5,085	6,135	595	11	10	63	512	5,085	6,135	595	106	.8	6-S.L.M.	-	-	-	-	-	-	-	-	-	-	-	-	-	-	-	-	-	-	-	-	-	-	-	-	-	-	-	-	-	-	-	-	-	Total	-	-	68	16	79	63	512	5,085	6,135	595	11	10	63	512	5,085	6,135	595	11	10	63	512	5,085	6,135	595	11	10	63	512	5,085	6,135	595	14,490	3.0	Below Grade	-	-	64	415	1,219	16	398	376	25	-	-	-	-	-	-	-	-	-	-	-	-	-	-	-	-	-	-	-	-	-	-	-	-	2,613	.5	All grades	-	-	128	2,660	285	14,635	3,542	20,504	106,722	266,878	65,770	1,136	166	32	64	477,780	100.0	All grades	-	-	0.6	0.1	3.1	0.7	6.2	22.3	55.1	11.7	0.2	0.2	0.2	0.2	0.2	0.2	0.2	0.2	0.2	0.2	0.2	0.2	0.2	0.2	0.2	0.2	0.2	0.2	0.2	0.2	0.2	0.2	100.0																														
2-S.G.M.	-	-	-	-	-	-	-	-	-	-	-	-	-	-	-	-	-	-	-	-	-	-	-	-	-	-	-	-	-	3-G.M.	-	-	-	-	-	-	-	-	-	-	-	-	-	-	-	-	-	-	-	-	-	-	-	-	-	-	-	-	-	4-S.M.	-	-	33	11	22	7	46	1,603	15,839	2,134	34	1,713	9,394	21,080	375	74	70,941	27,829	661	146	20,172	11	1,787	10	4,815	21	31	16,444	3.5	5-M.	-	-	88	147	296	88	1,713	9,394	21,080	375	74	70,941	27,829	661	146	20,172	11	1,787	10	4,815	21	31	16,444	3.5	104,163	21.8	172,454	36.0	6-S.L.M.	-	-	66	44	275	486	4,213	16,774	20,172	11	1,787	10	4,815	21	31	16,444	3.5	104,163	21.8	172,454	36.0	20,172	11	1,787	10	4,815	21	31	43,773	9.2	7-S.L.M.	-	-	10	393	255	361	4,815	21,324	965	1,234	33	4,815	21,324	965	1,234	33	4,815	21,324	965	1,234	33	4,815	21,324	965	1,234	33	4,815	21,324	965	21,624	4.5	8-S.G.O.	-	-	32	361	90	361	90	361	90	361	90	361	90	361	90	361	90	361	90	361	90	361	90	361	90	361	90	361	90	2,935	0.6	9-G.O.	-	-	260	224	1,649	1,739	15,239	64,060	223,862	52,811	1,081	156	64	361	90	361	90	361	90	361	90	361	90	361	90	361	90	361	90	361,867	75.6	Total	-	-	260	224	1,649	1,739	15,239	64,060	223,862	52,811	1,081	156	64	361	90	361	90	361	90	361	90	361	90	361	90	361	90	361	90	361,867	75.6	Spotted:																															3-G.M.	-	-	-	-	-	-	-	-	-	-	-	-	-	-	-	-	-	-	-	-	-	-	-	-	-	-	-	-	-	-	4-S.M.	-	-	22	151	334	1,859	11,042	19,649	1,808	33	85	1,509	4,562	446	11	30	4,562	11,042	19,649	1,808	33	85	1,509	4,562	446	11	30	4,562	11,042	19,649	61	1.4	5-M.	-	-	64	31	272	333	4,935	11,655	3,734	100	272	333	4,935	11,655	3,734	100	272	333	4,935	11,655	3,734	100	272	333	4,935	11,655	3,734	100	34,966	7.3	6-S.L.M.	-	-	48	2741	613	4,849	11,093	2,607	10	48	2741	613	4,849	11,093	2,607	10	48	2741	613	4,849	11,093	2,607	10	48	2741	613	4,849	11,093	2,607	21,961	4.6	7-L.M.	-	-	122	31	3,186	1,280	11,724	35,020	30,601	2,364	44	122	31	3,186	1,280	11,724	35,020	30,601	2,364	44	122	31	3,186	1,280	11,724	35,020	30,601	2,364	44	84,872	17.7	Total	-	-	122	31	3,186	1,280	11,724	35,020	30,601	2,364	44	122	31	3,186	1,280	11,724	35,020	30,601	2,364	44	122	31	3,186	1,280	11,724	35,020	30,601	2,364	44	84,872	17.7	Tinged:																															3-G.M.	-	-	-	-	-	-	-	-	-	-	-	-	-	-	-	-	-	-	-	-	-	-	-	-	-	-	-	-	-	-	4-S.M.	-	-	-	-	-	-	-	-	-	-	-	-	-	-	-	-	-	-	-	-	-	-	-	-	-	-	-	-	-	-	5-M.	-	-	65	498	1,099	487	926	21	54	63	35	166	44	11	44	136	351	11	10	351	11	10	351	11	10	351	11	10	351	11	246	.1	6-S.L.M.	-	-	64	1,863	336	7,937	336	375	54	64	1,863	336	7,937	336	375	54	64	1,863	336	7,937	336	375	54	64	1,863	336	7,937	336	375	54	1,786	.4	Total	-	-	64	1,863	336	7,937	336	375	54	64	1,863	336	7,937	336	375	54	64	1,863	336	7,937	336	375	54	64	1,863	336	7,937	336	375	54	2,021	.4	Gray:																															3-G.M.	-	-	-	-	-	-	-	-	-	-	-	-	-	-	-	-	-	-	-	-	-	-	-	-	-	-	-	-	-	-	4-S.M.	-	-	-	-	-	-	-	-	-	-	-	-	-	-	-	-	-	-	-	-	-	-	-	-	-	-	-	-	-	-	-	5-M.	-	-	68	16	79	63	512	5,085	6,135	595	11	10	63	512	5,085	6,135	595	11	10	63	512	5,085	6,135	595	11	10	63	512	5,085	6,135	595	106	.8	6-S.L.M.	-	-	-	-	-	-	-	-	-	-	-	-	-	-	-	-	-	-	-	-	-	-	-	-	-	-	-	-	-	-	-	-	-	Total	-	-	68	16	79	63	512	5,085	6,135	595	11	10	63	512	5,085	6,135	595	11	10	63	512	5,085	6,135	595	11	10	63	512	5,085	6,135	595	14,490	3.0	Below Grade	-	-	64	415	1,219	16	398	376	25	-	-	-	-	-	-	-	-	-	-	-	-	-	-	-	-	-	-	-	-	-	-	-	-	2,613	.5	All grades	-	-	128	2,660	285	14,635	3,542	20,504	106,722	266,878	65,770	1,136	166	32	64	477,780	100.0	All grades	-	-	0.6	0.1	3.1	0.7	6.2	22.3	55.1	11.7	0.2	0.2	0.2	0.2	0.2	0.2	0.2	0.2	0.2	0.2	0.2	0.2	0.2	0.2	0.2	0.2	0.2	0.2	0.2	0.2	0.2	0.2	100.0																																																												
3-G.M.	-	-	-	-	-	-	-	-	-	-	-	-	-	-	-	-	-	-	-	-	-	-	-	-	-	-	-	-	-	4-S.M.	-	-	33	11	22	7	46	1,603	15,839	2,134	34	1,713	9,394	21,080	375	74	70,941	27,829	661	146	20,172	11	1,787	10	4,815	21	31	16,444	3.5	5-M.	-	-	88	147	296	88	1,713	9,394	21,080	375	74	70,941	27,829	661	146	20,172	11	1,787	10	4,815	21	31	16,444	3.5	104,163	21.8	172,454	36.0	6-S.L.M.	-	-	66	44	275	486	4,213	16,774	20,172	11	1,787	10	4,815	21	31	16,444	3.5	104,163	21.8	172,454	36.0	20,172	11	1,787	10	4,815	21	31	43,773	9.2	7-S.L.M.	-	-	10	393	255	361	4,815	21,324	965	1,234	33	4,815	21,324	965	1,234	33	4,815	21,324	965	1,234	33	4,815	21,324	965	1,234	33	4,815	21,324	965	21,624	4.5	8-S.G.O.	-	-	32	361	90	361	90	361	90	361	90	361	90	361	90	361	90	361	90	361	90	361	90	361	90	361	90	361	90	2,935	0.6	9-G.O.	-	-	260	224	1,649	1,739	15,239	64,060	223,862	52,811	1,081	156	64	361	90	361	90	361	90	361	90	361	90	361	90	361	90	361	90	361,867	75.6	Total	-	-	260	224	1,649	1,739	15,239	64,060	223,862	52,811	1,081	156	64	361	90	361	90	361	90	361	90	361	90	361	90	361	90	361	90	361,867	75.6	Spotted:																															3-G.M.	-	-	-	-	-	-	-	-	-	-	-	-	-	-	-	-	-	-	-	-	-	-	-	-	-	-	-	-	-	-	4-S.M.	-	-	22	151	334	1,859	11,042	19,649	1,808	33	85	1,509	4,562	446	11	30	4,562	11,042	19,649	1,808	33	85	1,509	4,562	446	11	30	4,562	11,042	19,649	61	1.4	5-M.	-	-	64	31	272	333	4,935	11,655	3,734	100	272	333	4,935	11,655	3,734	100	272	333	4,935	11,655	3,734	100	272	333	4,935	11,655	3,734	100	34,966	7.3	6-S.L.M.	-	-	48	2741	613	4,849	11,093	2,607	10	48	2741	613	4,849	11,093	2,607	10	48	2741	613	4,849	11,093	2,607	10	48	2741	613	4,849	11,093	2,607	21,961	4.6	7-L.M.	-	-	122	31	3,186	1,280	11,724	35,020	30,601	2,364	44	122	31	3,186	1,280	11,724	35,020	30,601	2,364	44	122	31	3,186	1,280	11,724	35,020	30,601	2,364	44	84,872	17.7	Total	-	-	122	31	3,186	1,280	11,724	35,020	30,601	2,364	44	122	31	3,186	1,280	11,724	35,020	30,601	2,364	44	122	31	3,186	1,280	11,724	35,020	30,601	2,364	44	84,872	17.7	Tinged:																															3-G.M.	-	-	-	-	-	-	-	-	-	-	-	-	-	-	-	-	-	-	-	-	-	-	-	-	-	-	-	-	-	-	4-S.M.	-	-	-	-	-	-	-	-	-	-	-	-	-	-	-	-	-	-	-	-	-	-	-	-	-	-	-	-	-	-	5-M.	-	-	65	498	1,099	487	926	21	54	63	35	166	44	11	44	136	351	11	10	351	11	10	351	11	10	351	11	10	351	11	246	.1	6-S.L.M.	-	-	64	1,863	336	7,937	336	375	54	64	1,863	336	7,937	336	375	54	64	1,863	336	7,937	336	375	54	64	1,863	336	7,937	336	375	54	1,786	.4	Total	-	-	64	1,863	336	7,937	336	375	54	64	1,863	336	7,937	336	375	54	64	1,863	336	7,937	336	375	54	64	1,863	336	7,937	336	375	54	2,021	.4	Gray:																															3-G.M.	-	-	-	-	-	-	-	-	-	-	-	-	-	-	-	-	-	-	-	-	-	-	-	-	-	-	-	-	-	-	4-S.M.	-	-	-	-	-	-	-	-	-	-	-	-	-	-	-	-	-	-	-	-	-	-	-	-	-	-	-	-	-	-	-	5-M.	-	-	68	16	79	63	512	5,085	6,135	595	11	10	63	512	5,085	6,135	595	11	10	63	512	5,085	6,135	595	11	10	63	512	5,085	6,135	595	106	.8	6-S.L.M.	-	-	-	-	-	-	-	-	-	-	-	-	-	-	-	-	-	-	-	-	-	-	-	-	-	-	-	-	-	-	-	-	-	Total	-	-	68	16	79	63	512	5,085	6,135	595	11	10	63	512	5,085	6,135	595	11	10	63	512	5,085	6,135	595	11	10	63	512	5,085	6,135	595	14,490	3.0	Below Grade	-	-	64	415	1,219	16	398	376	25	-	-	-	-	-	-	-	-	-	-	-	-	-	-	-	-	-	-	-	-	-	-	-	-	2,613	.5	All grades	-	-	128	2,660	285	14,635	3,542	20,504	106,722	266,878	65,770	1,136	166	32	64	477,780	100.0	All grades	-	-	0.6	0.1	3.1	0.7	6.2	22.3	55.1	11.7	0.2	0.2	0.2	0.2	0.2	0.2	0.2	0.2	0.2	0.2	0.2	0.2	0.2	0.2	0.2	0.2	0.2	0.2	0.2	0.2	0.2	0.2	100.0																																																																																										
4-S.M.	-	-	33	11	22	7	46	1,603	15,839	2,134	34	1,713	9,394	21,080	375	74	70,941	27,829	661	146	20,172	11	1,787	10	4,815	21	31	16,444	3.5	5-M.	-	-	88	147	296	88	1,713	9,394	21,080	375	74	70,941	27,829	661	146	20,172	11	1,787	10	4,815	21	31	16,444	3.5	104,163	21.8	172,454	36.0	6-S.L.M.	-	-	66	44	275	486	4,213	16,774	20,172	11	1,787	10	4,815	21	31	16,444	3.5	104,163	21.8	172,454	36.0	20,172	11	1,787	10	4,815	21	31	43,773	9.2	7-S.L.M.	-	-	10	393	255	361	4,815	21,324	965	1,234	33	4,815	21,324	965	1,234	33	4,815	21,324	965	1,234	33	4,815	21,324	965	1,234	33	4,815	21,324	965	21,624	4.5	8-S.G.O.	-	-	32	361	90	361	90	361	90	361	90	361	90	361	90	361	90	361	90	361	90	361	90	361	90	361	90	361	90	2,935	0.6	9-G.O.	-	-	260	224	1,649	1,739	15,239	64,060	223,862	52,811	1,081	156	64	361	90	361	90	361	90	361	90	361	90	361	90	361	90	361	90	361,867	75.6	Total	-	-	260	224	1,649	1,739	15,239	64,060	223,862	52,811	1,081	156	64	361	90	361	90	361	90	361	90	361	90	361	90	361	90	361	90	361,867	75.6	Spotted:																															3-G.M.	-	-	-	-	-	-	-	-	-	-	-	-	-	-	-	-	-	-	-	-	-	-	-	-	-	-	-	-	-	-	4-S.M.	-	-	22	151	334	1,859	11,042	19,649	1,808	33	85	1,509	4,562	446	11	30	4,562	11,042	19,649	1,808	33	85	1,509	4,562	446	11	30	4,562	11,042	19,649	61	1.4	5-M.	-	-	64	31	272	333	4,935	11,655	3,734	100	272	333	4,935	11,655	3,734	100	272	333	4,935	11,655	3,734	100	272	333	4,935	11,655	3,734	100	34,966	7.3	6-S.L.M.	-	-	48	2741	613	4,849	11,093	2,607	10	48	2741	613	4,849	11,093	2,607	10	48	2741	613	4,849	11,093	2,607	10	48	2741	613	4,849	11,093	2,607	21,961	4.6	7-L.M.	-	-	122	31	3,186	1,280	11,724	35,020	30,601	2,364	44	122	31	3,186	1,280	11,724	35,020	30,601	2,364	44	122	31	3,186	1,280	11,724	35,020	30,601	2,364	44	84,872	17.7	Total	-	-	122	31	3,186	1,280	11,724	35,020	30,601	2,364	44	122	31	3,186	1,280	11,724	35,020	30,601	2,364	44	122	31	3,186	1,280	11,724	35,020	30,601	2,364	44	84,872	17.7	Tinged:																															3-G.M.	-	-	-	-	-	-	-	-	-	-	-	-	-	-	-	-	-	-	-	-	-	-	-	-	-	-	-	-	-	-	4-S.M.	-	-	-	-	-	-	-	-	-	-	-	-	-	-	-	-	-	-	-	-	-	-	-	-	-	-	-	-	-	-	5-M.	-	-	65	498	1,099	487	926	21	54	63	35	166	44	11	44	136	351	11	10	351	11	10	351	11	10	351	11	10	351	11	246	.1	6-S.L.M.	-	-	64	1,863	336	7,937	336	375	54	64	1,863	336	7,937	336	375	54	64	1,863	336	7,937	336	375	54	64	1,863	336	7,937	336	375	54	1,786	.4	Total	-	-	64	1,863	336	7,937	336	375	54	64	1,863	336	7,937	336	375	54	64	1,863	336	7,937	336	375	54	64	1,863	336	7,937	336	375	54	2,021	.4	Gray:																															3-G.M.	-	-	-	-	-	-	-	-	-	-	-	-	-	-	-	-	-	-	-	-	-	-	-	-	-	-	-	-	-	-	4-S.M.	-	-	-	-	-	-	-	-	-	-	-	-	-	-	-	-	-	-	-	-	-	-	-	-	-	-	-	-	-	-	-	5-M.	-	-	68	16	79	63	512	5,085	6,135	595	11	10	63	512	5,085	6,135	595	11	10	63	512	5,085	6,135	595	11	10	63	512	5,085	6,135	595	106	.8	6-S.L.M.	-	-	-	-	-	-	-	-	-	-	-	-	-	-	-	-	-	-	-	-	-	-	-	-	-	-	-	-	-	-	-	-	-	Total	-	-	68	16	79	63	512	5,085	6,135	595	11	10	63	512	5,085	6,135	595	11	10	63	512	5,085	6,135	595	11	10	63	512	5,085	6,135	595	14,490	3.0	Below Grade	-	-	64	415	1,219	16	398	376	25	-	-	-	-	-	-	-	-	-	-	-	-	-	-	-	-	-	-	-	-	-	-	-	-	2,613	.5	All grades	-	-	128	2,660	285	14,635	3,542	20,504	106,722	266,878	65,770	1,136	166	32	64	477,780	100.0	All grades	-	-	0.6	0.1	3.1	0.7	6.2	22.3	55.1	11.7	0.2	0.2	0.2	0.2	0.2	0.2	0.2	0.2	0.2	0.2	0.2	0.2	0.2	0.2	0.2	0.2	0.2	0.2	0.2	0.2	0.2	0.2	100.0																																																																																																																								
5-M.	-	-	88	147	296	88	1,713	9,394	21,080	375	74	70,941	27,829	661	146	20,172	11	1,787	10	4,815	21	31	16,444	3.5	104,163	21.8	172,454	36.0	6-S.L.M.	-	-	66	44	275	486	4,213	16,774	20,172	11	1,787	10	4,815	21	31	16,444	3.5	104,163	21.8	172,454	36.0	20,172	11	1,787	10	4,815	21	31	43,773	9.2	7-S.L.M.	-	-	10	393	255	361	4,815	21,324	965	1,234	33	4,815	21,324	965	1,234	33	4,815	21,324	965	1,234	33	4,815	21,324	965	1,234	33	4,815	21,324	965	21,624	4.5	8-S.G.O.	-	-	32	361	90	361	90	361	90	361	90	361	90	361	90	361	90	361	90	361	90	361	90	361	90	361	90	361	90	2,935	0.6	9-G.O.	-	-	260	224	1,649	1,739	15,239	64,060	223,862	52,811	1,081	156	64	361	90	361	90	361	90	361	90	361	90	361	90	361	90	361	90	361,867	75.6	Total	-	-	260	224	1,649	1,739	15,239	64,060	223,862	52,811	1,081	156	64	361	90	361	90	361	90	361	90	361	90	361	90	361	90	361	90	361,867	75.6	Spotted:																															3-G.M.	-	-	-	-	-	-	-	-	-	-	-	-	-	-	-	-	-	-	-	-	-	-	-	-	-	-	-	-	-	-	4-S.M.	-	-	22	151	334	1,859	11,042	19,649	1,808	33	85	1,509	4,562	446	11	30	4,562	11,042	19,649	1,808	33	85	1,509	4,562	446	11	30	4,562	11,042	19,649	61	1.4	5-M.	-	-	64	31	272	333	4,935	11,655	3,734	100	272	333	4,935	11,655	3,734	100	272	333	4,935	11,655	3,734	100	272	333	4,935	11,655	3,734	100	34,966	7.3	6-S.L.M.	-	-	48	2741	613	4,849	11,093	2,607	10	48	2741	613	4,849	11,093	2,607	10	48	2741	613	4,849	11,093	2,607	10	48	2741	613	4,849	11,093	2,607	21,961	4.6	7-L.M.	-	-	122	31	3,186	1,280	11,724	35,020	30,601	2,364	44	122	31	3,186	1,280	11,724	35,020	30,601	2,364	44	122	31	3,186	1,280	11,724	35,020	30,601	2,364	44	84,872	17.7	Total	-	-	122	31	3,186	1,280	11,724	35,020	30,601	2,364	44	122	31	3,186	1,280	11,724	35,020	30,601	2,364	44	122	31	3,186	1,280	11,724	35,020	30,601	2,364	44	84,872	17.7	Tinged:																															3-G.M.	-	-	-	-	-	-	-	-	-	-	-	-	-	-	-	-	-	-	-	-	-	-	-	-	-	-	-	-	-	-	4-S.M.	-	-	-	-	-	-	-	-	-	-	-	-	-	-	-	-	-	-	-	-	-	-	-	-	-	-	-	-	-	-	5-M.	-	-	65	498	1,099	487	926	21	54	63	35	166	44	11	44	136	351	11	10	351	11	10	351	11	10	351	11	10	351	11	246	.1	6-S.L.M.	-	-	64	1,863	336	7,937	336	375	54	64	1,863	336	7,937	336	375	54	64	1,863	336	7,937	336	375	54	64	1,863	336	7,937	336	375	54	1,786	.4	Total	-	-	64	1,863	336	7,937	336	375	54	64	1,863	336	7,937	336	375	54	64	1,863	336	7,937	336	375	54	64	1,863	336	7,937	336	375	54	2,021	.4	Gray:																															3-G.M.	-	-	-	-	-	-	-	-	-	-	-	-	-	-	-	-	-	-	-	-	-	-	-	-	-	-	-	-	-	-	4-S.M.	-	-	-	-	-	-	-	-	-	-	-	-	-	-	-	-	-	-	-	-	-	-	-	-	-	-	-	-	-	-	-	5-M.	-	-	68	16	79	63	512	5,085	6,135	595	11	10	63	512	5,085	6,135	595	11	10	63	512	5,085	6,135	595	11	10	63	512	5,085	6,135	595	106	.8	6-S.L.M.	-	-	-	-	-	-	-	-	-	-	-	-	-	-	-	-	-	-	-	-	-	-	-	-	-	-	-	-	-	-	-	-	-	Total	-	-	68	16	79	63	512	5,085	6,135	595	11	10	63	512	5,085	6,135	595	11	10	63	512	5,085	6,135	595	11	10	63	512	5,085	6,135	595	14,490	3.0	Below Grade	-	-	64	415	1,219	16	398	376	25	-	-	-	-	-	-	-	-	-	-	-	-	-	-	-	-	-	-	-	-	-	-	-	-	2,613	.5	All grades	-	-	128	2,660	285	14,635	3,542	20,504	106,722	266,878	65,770	1,136	166	32	64	477,780	100.0	All grades	-	-	0.6	0.1	3.1	0.7	6.2	22.3	55.1	11.7	0.2	0.2	0.2	0.2	0.2	0.2	0.2	0.2	0.2	0.2	0.2	0.2	0.2	0.2	0.2	0.2	0.2	0.2	0.2	0.2	0.2	0.2	100.0																																																																																																																																																						
6-S.L.M.	-	-	66	44	275	486	4,213	16,774	20,172	11	1,787	10	4,815	21	31	16,444	3.5	104,163	21.8	172,454	36.0	20,172	11	1,787	10	4,815	21	31	43,773	9.2	7-S.L.M.	-	-	10	393	255	361	4,815	21,324	965	1,234	33	4,815	21,324	965	1,234	33	4,815	21,324	965	1,234	33	4,815	21,324	965	1,234	33	4,815	21,324	965	21,624	4.5	8-S.G.O.	-	-	32	361	90	361	90	361	90	361	90	361	90	361	90	361	90	361	90	361	90	361	90	361	90	361	90	361	90	2,935	0.6	9-G.O.	-	-	260	224	1,649	1,739	15,239	64,060	223,862	52,811	1,081	156	64	361	90	361	90	361	90	361	90	361	90	361	90	361	90	361	90	361,867	75.6	Total	-	-	260	224	1,649	1,739	15,239	64,060	223,862	52,811	1,081	156	64	361	90	361	90	361	90	361	90	361	90	361	90	361	90	361	90	361,867	75.6	Spotted:																															3-G.M.	-	-	-	-	-	-	-	-	-	-	-	-	-	-	-	-	-	-	-	-	-	-	-	-	-	-	-	-	-	-	4-S.M.	-	-	22	151	334	1,859	11,042	19,649	1,808	33	85	1,509	4,562	446	11	30	4,562	11,042	19,649	1,808	33	85	1,509	4,562	446	11	30	4,562	11,042	19,649	61	1.4	5-M.	-	-	64	31	272	333	4,935	11,655	3,734	100	272	333	4,935	11,655	3,734	100	272	333	4,935	11,655	3,734	100	272	333	4,935	11,655	3,734	100	34,966	7.3	6-S.L.M.	-	-	48	2741	613	4,849	11,093	2,607	10	48	2741	613	4,849	11,093	2,607	10	48	2741	613	4,849	11,093	2,607	10	48	2741	613	4,849	11,093	2,607	21,961	4.6	7-L.M.	-	-	122	31	3,186	1,280	11,724	35,020	30,601	2,364	44	122	31	3,186	1,280	11,724	35,020	30,601	2,364	44	122	31	3,186	1,280	11,724	35,020	30,601	2,364	44	84,872	17.7	Total	-	-	122	31	3,186	1,280	11,724	35,020	30,601	2,364	44	122	31	3,186	1,280	11,724	35,020	30,601	2,364	44	122	31	3,186	1,280	11,724	35,020	30,601	2,364	44	84,872	17.7	Tinged:																															3-G.M.	-	-	-	-	-	-	-	-	-	-	-	-	-	-	-	-	-	-	-	-	-	-	-	-	-	-	-	-	-	-	4-S.M.	-	-	-	-	-	-	-	-	-	-	-	-	-	-	-	-	-	-	-	-	-	-	-	-	-	-	-	-	-	-	5-M.	-	-	65	498	1,099	487	926	21	54	63	35	166	44	11	44	136	351	11	10	351	11	10	351	11	10	351	11	10	351	11	246	.1	6-S.L.M.	-	-	64	1,863	336	7,937	336	375	54	64	1,863	336	7,937	336	375	54	64	1,863	336	7,937	336	375	54	64	1,863	336	7,937	336	375	54	1,786	.4	Total	-	-	64	1,863	336	7,937	336	375	54	64	1,863	336	7,937	336	375	54	64	1,863	336	7,937	336	375	54	64	1,863	336	7,937	336	375	54	2,021	.4	Gray:																															3-G.M.	-	-	-	-	-	-	-	-	-	-	-	-	-	-	-	-	-	-	-	-	-	-	-	-	-	-	-	-	-	-	4-S.M.	-	-	-	-	-	-	-	-	-	-	-	-	-	-	-	-	-	-	-	-	-	-	-	-	-	-	-	-	-	-	-	5-M.	-	-	68	16	79	63	512	5,085	6,135	595	11	10	63	512	5,085	6,135	595	11	10	63	512	5,085	6,135	595	11	10	63	512	5,085	6,135	595	106	.8	6-S.L.M.	-	-	-	-	-	-	-	-	-	-	-	-	-	-	-	-	-	-	-	-	-	-	-	-	-	-	-	-	-	-	-	-	-	Total	-	-	68	16	79	63	512	5,085	6,135	595	11	10	63	512	5,085	6,135	595	11	10	63	512	5,085	6,135	595	11	10	63	512	5,085	6,135	595	14,490	3.0	Below Grade	-	-	64	415	1,219	16	398	376	25	-	-	-	-	-	-	-	-	-	-	-	-	-	-	-	-	-	-	-	-	-	-	-	-	2,613	.5	All grades	-	-	128	2,660	285	14,635	3,542	20,504	106,722	266,878	65,770	1,136	166	32	64	477,780	100.0	All grades	-	-	0.6	0.1	3.1	0.7	6.2	22.3	55.1	11.7	0.2	0.2	0.2	0.2	0.2	0.2	0.2	0.2	0.2	0.2	0.2	0.2	0.2	0.2	0.2	0.2	0.2	0.2	0.2	0.2	0.2	0.2	100.0																																																																																																																																																																																			
7-S.L.M.	-	-	10	393	255	361	4,815	21,324	965	1,234	33	4,815	21,324	965	1,234	33	4,815	21,324	965	1,234	33	4,815	21,324	965	1,234	33	4,815	21,324	965	21,624	4.5	8-S.G.O.	-	-	32	361	90	361	90	361	90	361	90	361	90	361	90	361	90	361	90	361	90	361	90	361	90	361	90	361	90	2,935	0.6	9-G.O.	-	-	260	224	1,649	1,739	15,239	64,060	223,862	52,811	1,081	156	64	361	90	361	90	361	90	361	90	361	90	361	90	361	90	361	90	361,867	75.6	Total	-	-	260	224	1,649	1,739	15,239	64,060	223,862	52,811	1,081	156	64	361	90	361	90	361	90	361	90	361	90	361	90	361	90	361	90	361,867	75.6	Spotted:																															3-G.M.	-	-	-	-	-	-	-	-	-	-	-	-	-	-	-	-	-	-	-	-	-	-	-	-	-	-	-	-	-	-	4-S.M.	-	-	22	151	334	1,859	11,042	19,649	1,808	33	85	1,509	4,562	446	11	30	4,562	11,042	19,649	1,808	33	85	1,509	4,562	446	11	30	4,562	11,042	19,649	61	1.4	5-M.	-	-	64	31	272	333	4,935	11,655	3,734	100	272	333	4,935	11,655	3,734	100	272	333	4,935	11,655	3,734	100	272	333	4,935	11,655	3,734	100	34,966	7.3	6-S.L.M.	-	-	48	2741	613	4,849	11,093	2,607	10	48	2741	613	4,849	11,093	2,607	10	48	2741	613	4,849	11,093	2,607	10	48	2741	613	4,849	11,093	2,607	21,961	4.6	7-L.M.	-	-	122	31	3,186	1,280	11,724	35,020	30,601	2,364	44	122	31	3,186	1,280	11,724	35,020	30,601	2,364	44	122	31	3,186	1,280	11,724	35,020	30,601	2,364	44	84,872	17.7	Total	-	-	122	31	3,186	1,280	11,724	35,020	30,601	2,364	44	122	31	3,186	1,280	11,724	35,020	30,601	2,364	44	122	31	3,186	1,280	11,724	35,020	30,601	2,364	44	84,872	17.7	Tinged:																															3-G.M.	-	-	-	-	-	-	-	-	-	-	-	-	-	-	-	-	-	-	-	-	-	-	-	-	-	-	-	-	-	-	4-S.M.	-	-	-	-	-	-	-	-	-	-	-	-	-	-	-	-	-	-	-	-	-	-	-	-	-	-	-	-	-	-	5-M.	-	-	65	498	1,099	487	926	21	54	63	35	166	44	11	44	136	351	11	10	351	11	10	351	11	10	351	11	10	351	11	246	.1	6-S.L.M.	-	-	64	1,863	336	7,937	336	375	54	64	1,863	336	7,937	336	375	54	64	1,863	336	7,937	336	375	54	64	1,863	336	7,937	336	375	54	1,786	.4	Total	-	-	64	1,863	336	7,937	336	375	54	64	1,863	336	7,937	336	375	54	64	1,863	336	7,937	336	375	54	64	1,863	336	7,937	336	375	54	2,021	.4	Gray:																															3-G.M.	-	-	-	-	-	-	-	-	-	-	-	-	-	-	-	-	-	-	-	-	-	-	-	-	-	-	-	-	-	-	4-S.M.	-	-	-	-	-	-	-	-	-	-	-	-	-	-	-	-	-	-	-	-	-	-	-	-	-	-	-	-	-	-	-	5-M.	-	-	68	16	79	63	512	5,085	6,135	595	11	10	63	512	5,085	6,135	595	11	10	63	512	5,085	6,135	595	11	10	63	512	5,085	6,135	595	106	.8	6-S.L.M.	-	-	-	-	-	-	-	-	-	-	-	-	-	-	-	-	-	-	-	-	-	-	-	-	-	-	-	-	-	-	-	-	-	Total	-	-	68	16	79	63	512	5,085	6,135	595	11	10	63	512	5,085	6,135	595	11	10	63	512	5,085	6,135	595	11	10	63	512	5,085	6,135	595	14,490	3.0	Below Grade	-	-	64	415	1,219	16	398	376	25	-	-	-	-	-	-	-	-	-	-	-	-	-	-	-	-	-	-	-	-	-	-	-	-	2,613	.5	All grades	-	-	128	2,660	285	14,635	3,542	20,504	106,722	266,878	65,770	1,136	166	32	64	477,780	100.0	All grades	-	-	0.6	0.1	3.1	0.7	6.2	22.3	55.1	11.7	0.2	0.2	0.2	0.2	0.2	0.2	0.2	0.2	0.2	0.2	0.2	0.2	0.2	0.2	0.2	0.2	0.2	0.2	0.2	0.2	0.2	0.2	100.0																																																																																																																																																																																																																		
8-S.G.O.	-	-	32	361	90	361	90	361	90	361	90	361	90	361	90	361	90	361	90	361	90	361	90	361	90	361	90	361	90	2,935	0.6	9-G.O.	-	-	260	224	1,649	1,739	15,239	64,060	223,862	52,811	1,081	156	64	361	90	361	90	361	90	361	90	361	90	361	90	361	90	361	90	361,867	75.6	Total	-	-	260	224	1,649	1,739	15,239	64,060	223,862	52,811	1,081	156	64	361	90	361	90	361	90	361	90	361	90	361	90	361	90	361	90	361,867	75.6	Spotted:																															3-G.M.	-	-	-	-	-	-	-	-	-	-	-	-	-	-	-	-	-	-	-	-	-	-	-	-	-	-	-	-	-	-	4-S.M.	-	-	22	151	334	1,859	11,042	19,649	1,808	33	85	1,509	4,562	446	11	30	4,562	11,042	19,649	1,808	33	85	1,509	4,562	446	11	30	4,562	11,042	19,649	61	1.4	5-M.	-	-	64	31	272	333	4,935	11,655	3,734	100	272	333	4,935	11,655	3,734	100	272	333	4,935	11,655	3,734	100	272	333	4,935	11,655	3,734	100	34,966	7.3	6-S.L.M.	-	-	48	2741	613	4,849	11,093	2,607	10	48	2741	613	4,849	11,093	2,607	10	48	2741	613	4,849	11,093	2,607	10	48	2741	613	4,849	11,093	2,607	21,961	4.6	7-L.M.	-	-	122	31	3,186	1,280	11,724	35,020	30,601	2,364	44	122	31	3,186	1,280	11,724	35,020	30,601	2,364	44	122	31	3,186	1,280	11,724	35,020	30,601	2,364	44	84,872	17.7	Total	-	-	122	31	3,186	1,280	11,724	35,020	30,601	2,364	44	122	31	3,186	1,280	11,724	35,020	30,601	2,364	44	122	31	3,186	1,280	11,724	35,020	30,601	2,364	44	84,872	17.7	Tinged:																															3-G.M.	-	-	-	-	-	-	-	-	-	-	-	-	-	-	-	-	-	-	-	-	-	-	-	-	-	-	-	-	-	-	4-S.M.	-	-	-	-	-	-	-	-	-	-	-	-	-	-	-	-	-	-	-	-	-	-	-	-	-	-	-	-	-	-	5-M.	-	-	65	498	1,099	487	926	21	54	63	35	166	44	11	44	136	351	11	10	351	11	10	351	11	10	351	11	10	351	11	246	.1	6-S.L.M.	-	-	64	1,863	336	7,937	336	375	54	64	1,863	336	7,937	336	375	54	64	1,863	336	7,937	336	375	54	64	1,863	336	7,937	336	375	54	1,786	.4	Total	-	-	64	1,863	336	7,937	336	375	54	64	1,863	336	7,937	336	375	54	64	1,863	336	7,937	336	375	54	64	1,863	336	7,937	336	375	54	2,021	.4	Gray:																															3-G.M.	-	-	-	-	-	-	-	-	-	-	-	-	-	-	-	-	-	-	-	-	-	-	-	-	-	-	-	-	-	-	4-S.M.	-	-	-	-	-	-	-	-	-	-	-	-	-	-	-	-	-	-	-	-	-	-	-	-	-	-	-	-	-	-	-	5-M.	-	-	68	16	79	63	512	5,085	6,135	595	11	10	63	512	5,085	6,135	595	11	10	63	512	5,085	6,135	595	11	10	63	512	5,085	6,135	595	106	.8	6-S.L.M.	-	-	-	-	-	-	-	-	-	-	-	-	-	-	-	-	-	-	-	-	-	-	-	-	-	-	-	-	-	-	-	-	-	Total	-	-	68	16	79	63	512	5,085	6,135	595	11	10	63	512	5,085	6,135	595	11	10	63	512	5,085	6,135	595	11	10	63	512	5,085	6,135	595	14,490	3.0	Below Grade	-	-	64	415	1,219	16	398	376	25	-	-	-	-	-	-	-	-	-	-	-	-	-	-	-	-	-	-	-	-	-	-	-	-	2,613	.5	All grades	-	-	128	2,660	285	14,635	3,542	20,504	106,722	266,878	65,770	1,136	166	32	64	477,780	100.0	All grades	-	-	0.6	0.1	3.1	0.7	6.2	22.3	55.1	11.7	0.2	0.2	0.2	0.2	0.2	0.2	0.2	0.2	0.2	0.2	0.2	0.2	0.2	0.2	0.2	0.2	0.2	0.2	0.2	0.2	0.2	0.2	100.0																																																																																																																																																																																																																																																		
9-G.O.	-	-	260	224	1,649	1,739	15,239	64,060	223,862	52,811	1,081	156	64	361	90	361	90	361	90	361	90	361	90	361	90	361	90	361	90	361,867	75.6	Total	-	-	260	224	1,649	1,739	15,239	64,060	223,862	52,811	1,081	156	64	361	90	361	90	361	90	361	90	361	90	361	90	361	90	361	90	361,867	75.6	Spotted:																															3-G.M.	-	-	-	-	-	-	-	-	-	-	-	-	-	-	-	-	-	-	-	-	-	-	-	-	-	-	-	-	-	-	4-S.M.	-	-	22	151	334	1,859	11,042	19,649	1,808	33	85	1,509	4,562	446	11	30	4,562	11,042	19,649	1,808	33	85	1,509	4,562	446	11	30	4,562	11,042	19,649	61	1.4	5-M.	-	-	64	31	272	333	4,935	11,655	3,734	100	272	333	4,935	11,655	3,734	100	272	333	4,935	11,655	3,734	100	272	333	4,935	11,655	3,734	100	34,966	7.3	6-S.L.M.	-	-	48	2741	613	4,849	11,093	2,607	10	48	2741	613	4,849	11,093	2,607	10	48	2741	613	4,849	11,093	2,607	10	48	2741	613	4,849	11,093	2,607	21,961	4.6	7-L.M.	-	-	122	31	3,186	1,280	11,724	35,020	30,601	2,364	44	122	31	3,186	1,280	11,724	35,020	30,601	2,364	44	122	31	3,186	1,280	11,724	35,020	30,601	2,364	44	84,872	17.7	Total	-	-	122	31	3,186	1,280	11,724	35,020	30,601	2,364	44	122	31	3,186	1,280	11,724	35,020	30,601	2,364	44	122	31	3,186	1,280	11,724	35,020	30,601	2,364	44	84,872	17.7	Tinged:																															3-G.M.	-	-	-	-	-	-	-	-	-	-	-	-	-	-	-	-	-	-	-	-	-	-	-	-	-	-	-	-	-	-	4-S.M.	-	-	-	-	-	-	-	-	-	-	-	-	-	-	-	-	-	-	-	-	-	-	-	-	-	-	-	-	-	-	5-M.	-	-	65	498	1,099	487	926	21	54	63	35	166	44	11	44	136	351	11	10	351	11	10	351	11	10	351	11	10	351	11	246	.1	6-S.L.M.	-	-	64	1,863	336	7,937	336	375	54	64	1,863	336	7,937	336	375	54	64	1,863	336	7,937	336	375	54	64	1,863	336	7,937	336	375	54	1,786	.4	Total	-	-	64	1,863	336	7,937	336	375	54	64	1,863	336	7,937	336	375	54	64	1,863	336	7,937	336	375	54	64	1,863	336	7,937	336	375	54	2,021	.4	Gray:																															3-G.M.	-	-	-	-	-	-	-	-	-	-	-	-	-	-	-	-	-	-	-	-	-	-	-	-	-	-	-	-	-	-	4-S.M.	-	-	-	-	-	-	-	-	-	-	-	-	-	-	-	-	-	-	-	-	-	-	-	-	-	-	-	-	-	-	-	5-M.	-	-	68	16	79	63	512	5,085	6,135	595	11	10	63	512	5,085	6,135	595	11	10	63	512	5,085	6,135	595	11	10	63	512	5,085	6,135	595	106	.8	6-S.L.M.	-	-	-	-	-	-	-	-	-	-	-	-	-	-	-	-	-	-	-	-	-	-	-	-	-	-	-	-	-	-	-	-	-	Total	-	-	68	16	79	63	512	5,085	6,135	595	11	10	63	512	5,085	6,135	595	11	10	63	512	5,085	6,135	595	11	10	63	512	5,085	6,135	595	14,490	3.0	Below Grade	-	-	64	415	1,219	16	398	376	25	-	-	-	-	-	-	-	-	-	-	-	-	-	-	-	-	-	-	-	-	-	-	-	-	2,613	.5	All grades	-	-	128	2,660	285	14,635	3,542	20,504	106,722	266,878	65,770	1,136	166	32	64	477,780	100.0	All grades	-	-	0.6	0.1	3.1	0.7	6.2	22.3	55.1	11.7	0.2	0.2	0.2	0.2	0.2	0.2	0.2	0.2	0.2	0.2	0.2	0.2	0.2	0.2	0.2	0.2	0.2	0.2	0.2	0.2	0.2	0.2	100.0																																																																																																																																																																																																																																																																																		
Total	-	-	260	224	1,649	1,739	15,239	64,060	223,862	52,811	1,081	156	64	361	90	361	90	361	90	361	90	361	90	361	90	361	90	361	90	361,867	75.6	Spotted:																															3-G.M.	-	-	-	-	-	-	-	-	-	-	-	-	-	-	-	-	-	-	-	-	-	-	-	-	-	-	-	-	-	-	4-S.M.	-	-	22	151	334	1,859	11,042	19,649	1,808	33	85	1,509	4,562	446	11	30	4,562	11,042	19,649	1,808	33	85	1,509	4,562	446	11	30	4,562	11,042	19,649	61	1.4	5-M.	-	-	64	31	272	333	4,935	11,655	3,734	100	272	333	4,935	11,655	3,734	100	272	333	4,935	11,655	3,734	100	272	333	4,935	11,655	3,734	100	34,966	7.3	6-S.L.M.	-	-	48	2741	613	4,849	11,093	2,607	10	48	2741	613	4,849	11,093	2,607	10	48	2741	613	4,849	11,093	2,607	10	48	2741	613	4,849	11,093	2,607	21,961	4.6	7-L.M.	-	-	122	31	3,186	1,280	11,724	35,020	30,601	2,364	44	122	31	3,186	1,280	11,724	35,020	30,601	2,364	44	122	31	3,186	1,280	11,724	35,020	30,601	2,364	44	84,872	17.7	Total	-	-	122	31	3,186	1,280	11,724	35,020	30,601	2,364	44	122	31	3,186	1,280	11,724	35,020	30,601	2,364	44	122	31	3,186	1,280	11,724	35,020	30,601	2,364	44	84,872	17.7	Tinged:																															3-G.M.	-	-	-	-	-	-	-	-	-	-	-	-	-	-	-	-	-	-	-	-	-	-	-	-	-	-	-	-	-	-	4-S.M.	-	-	-	-	-	-	-	-	-	-	-	-	-	-	-	-	-	-	-	-	-	-	-	-	-	-	-	-	-	-	5-M.	-	-	65	498	1,099	487	926	21	54	63	35	166	44	11	44	136	351	11	10	351	11	10	351	11	10	351	11	10	351	11	246	.1	6-S.L.M.	-	-	64	1,863	336	7,937	336	375	54	64	1,863	336	7,937	336	375	54	64	1,863	336	7,937	336	375	54	64	1,863	336	7,937	336	375	54	1,786	.4	Total	-	-	64	1,863	336	7,937	336	375	54	64	1,863	336	7,937	336	375	54	64	1,863	336	7,937	336	375	54	64	1,863	336	7,937	336	375	54	2,021	.4	Gray:																															3-G.M.	-	-	-	-	-	-	-	-	-	-	-	-	-	-	-	-	-	-	-	-	-	-	-	-	-	-	-	-	-	-	4-S.M.	-	-	-	-	-	-	-	-	-	-	-	-	-	-	-	-	-	-	-	-	-	-	-	-	-	-	-	-	-	-	-	5-M.	-	-	68	16	79	63	512	5,085	6,135	595	11	10	63	512	5,085	6,135	595	11	10	63	512	5,085	6,135	595	11	10	63	512	5,085	6,135	595	106	.8	6-S.L.M.	-	-	-	-	-	-	-	-	-	-	-	-	-	-	-	-	-	-	-	-	-	-	-	-	-	-	-	-	-	-	-	-	-	Total	-	-	68	16	79	63	512	5,085	6,135	595	11	10	63	512	5,085	6,135	595	11	10	63	512	5,085	6,135	595	11	10	63	512	5,085	6,135	595	14,490	3.0	Below Grade	-	-	64	415	1,219	16	398	376	25	-	-	-	-	-	-	-	-	-	-	-	-	-	-	-	-	-	-	-	-	-	-	-	-	2,613	.5	All grades	-	-	128	2,660	285	14,635	3,542	20,504	106,722	266,878	65,770	1,136	166	32	64	477,780	100.0	All grades	-	-	0.6	0.1	3.1	0.7	6.2	22.3	55.1	11.7	0.2	0.2	0.2	0.2	0.2	0.2	0.2	0.2	0.2	0.2	0.2	0.2	0.2	0.2	0.2	0.2	0.2	0.2	0.2	0.2	0.2	0.2	100.0																																																																																																																																																																																																																																																																																																																		
Spotted:																															3-G.M.	-	-	-	-	-	-	-	-	-	-	-	-	-	-	-	-	-	-	-	-	-	-	-	-	-	-	-	-	-	-	4-S.M.	-	-	22	151	334	1,859	11,042	19,649	1,808	33	85	1,509	4,562	446	11	30	4,562	11,042	19,649	1,808	33	85	1,509	4,562	446	11	30	4,562	11,042	19,649	61	1.4	5-M.	-	-	64	31	272	333	4,935	11,655	3,734	100	272	333	4,935	11,655	3,734	100	272	333	4,935	11,655	3,734	100	272	333	4,935	11,655	3,734	100	34,966	7.3	6-S.L.M.	-	-	48	2741	613	4,849	11,093	2,607	10	48	2741	613	4,849	11,093	2,607	10	48	2741	613	4,849	11,093	2,607	10	48	2741	613	4,849	11,093	2,607	21,961	4.6	7-L.M.	-	-	122	31	3,186	1,280	11,724	35,020	30,601	2,364	44	122	31	3,186	1,280	11,724	35,020	30,601	2,364	44	122	31	3,186	1,280	11,724	35,020	30,601	2,364	44	84,872	17.7	Total	-	-	122	31	3,186	1,280	11,724	35,020	30,601	2,364	44	122	31	3,186	1,280	11,724	35,020	30,601	2,364	44	122	31	3,186	1,280	11,724	35,020	30,601	2,364	44	84,872	17.7	Tinged:																															3-G.M.	-	-	-	-	-	-	-	-	-	-	-	-	-	-	-	-	-	-	-	-	-	-	-	-	-	-	-	-	-	-	4-S.M.	-	-	-	-	-	-	-	-	-	-	-	-	-	-	-	-	-	-	-	-	-	-	-	-	-	-	-	-	-	-	5-M.	-	-	65	498	1,099	487	926	21	54	63	35	166	44	11	44	136	351	11	10	351	11	10	351	11	10	351	11	10	351	11	246	.1	6-S.L.M.	-	-	64	1,863	336	7,937	336	375	54	64	1,863	336	7,937	336	375	54	64	1,863	336	7,937	336	375	54	64	1,863	336	7,937	336	375	54	1,786	.4	Total	-	-	64	1,863	336	7,937	336	375	54	64	1,863	336	7,937	336	375	54	64	1,863	336	7,937	336	375	54	64	1,863	336	7,937	336	375	54	2,021	.4	Gray:																															3-G.M.	-	-	-	-	-	-	-	-	-	-	-	-	-	-	-	-	-	-	-	-	-	-	-	-	-	-	-	-	-	-	4-S.M.	-	-	-	-	-	-	-	-	-	-	-	-	-	-	-	-	-	-	-	-	-	-	-	-	-	-	-	-	-	-	-	5-M.	-	-	68	16	79	63	512	5,085	6,135	595	11	10	63	512	5,085	6,135	595	11	10	63	512	5,085	6,135	595	11	10	63	512	5,085	6,135	595	106	.8	6-S.L.M.	-	-	-	-	-	-	-	-	-	-	-	-	-	-	-	-	-	-	-	-	-	-	-	-	-	-	-	-	-	-	-	-	-	Total	-	-	68	16	79	63	512	5,085	6,135	595	11	10	63	512	5,085	6,135	595	11	10	63	512	5,085	6,135	595	11	10	63	512	5,085	6,135	595	14,490	3.0	Below Grade	-	-	64	415	1,219	16	398	376	25	-	-	-	-	-	-	-	-	-	-	-	-	-	-	-	-	-	-	-	-	-	-	-	-	2,613	.5	All grades	-	-	128	2,660	285	14,635	3,542	20,504	106,722	266,878	65,770	1,136	166	32	64	477,780	100.0	All grades	-	-	0.6	0.1	3.1	0.7	6.2	22.3	55.1	11.7	0.2	0.2	0.2	0.2	0.2	0.2	0.2	0.2	0.2	0.2	0.2	0.2	0.2	0.2	0.2	0.2	0.2	0.2	0.2	0.2	0.2	0.2	100.0																																																																																																																																																																																																																																																																																																																																																		
3-G.M.	-	-	-	-	-	-	-	-	-	-	-	-	-	-	-	-	-	-	-	-	-	-	-	-	-	-	-	-	-	-	4-S.M.	-	-	22	151	334	1,859	11,042	19,649	1,808	33	85	1,509	4,562	446	11	30	4,562	11,042	19,649	1,808	33	85	1,509	4,562	446	11	30	4,562	11,042	19,649	61	1.4	5-M.	-	-	64	31	272	333	4,935	11,655	3,734	100	272	333	4,935	11,655	3,734	100	272	333	4,935	11,655	3,734	100	272	333	4,935	11,655	3,734	100	34,966	7.3	6-S.L.M.	-	-	48	2741	613	4,849	11,093	2,607	10	48	2741	613	4,849	11,093	2,607	10	48	2741	613	4,849	11,093	2,607	10	48	2741	613	4,849	11,093	2,607	21,961	4.6	7-L.M.	-	-	122	31	3,186	1,280	11,724	35,020	30,601	2,364	44	122	31	3,186	1,280	11,724	35,020	30,601	2,364	44	122	31	3,186	1,280	11,724	35,020	30,601	2,364	44	84,872	17.7	Total	-	-	122	31	3,186	1,280	11,724	35,020	30,601	2,364	44	122	31	3,186	1,280	11,724	35,020	30,601	2,364	44	122	31	3,186	1,280	11,724	35,020	30,601	2,364	44	84,872	17.7	Tinged:																															3-G.M.	-	-	-	-	-	-	-	-	-	-	-	-	-	-	-	-	-	-	-	-	-	-	-	-	-	-	-	-	-	-	4-S.M.	-	-	-	-	-	-	-	-	-	-	-	-	-	-	-	-	-	-	-	-	-	-	-	-	-	-	-	-	-	-	5-M.	-	-	65	498	1,099	487	926	21	54	63	35	166	44	11	44	136	351	11	10	351	11	10	351	11	10	351	11	10	351	11	246	.1	6-S.L.M.	-	-	64	1,863	336	7,937	336	375	54	64	1,863	336	7,937	336	375	54	64	1,863	336	7,937	336	375	54	64	1,863	336	7,937	336	375	54	1,786	.4	Total	-	-	64	1,863	336	7,937	336	375	54	64	1,863	336	7,937	336	375	54	64	1,863	336	7,937	336	375	54	64	1,863	336	7,937	336	375	54	2,021	.4	Gray:																															3-G.M.	-	-	-	-	-	-	-	-	-	-	-	-	-	-	-	-	-	-	-	-	-	-	-	-	-	-	-	-	-	-	4-S.M.	-	-	-	-	-	-	-	-	-	-	-	-	-	-	-	-	-	-	-	-	-	-	-	-	-	-	-	-	-	-	-	5-M.	-	-	68	16	79	63	512	5,085	6,135	595	11	10	63	512	5,085	6,135	595	11	10	63	512	5,085	6,135	595	11	10	63	512	5,085	6,135	595	106	.8	6-S.L.M.	-	-	-	-	-	-	-	-	-	-	-	-	-	-	-	-	-	-	-	-	-	-	-	-	-	-	-	-	-	-	-	-	-	Total	-	-	68	16	79	63	512	5,085	6,135	595	11	10	63	512	5,085	6,135	595	11	10	63	512	5,085	6,135	595	11	10	63	512	5,085	6,135	595	14,490	3.0	Below Grade	-	-	64	415	1,219	16	398	376	25	-	-	-	-	-	-	-	-	-	-	-	-	-	-	-	-	-	-	-	-	-	-	-	-	2,613	.5	All grades	-	-	128	2,660	285	14,635	3,542	20,504	106,722	266,878	65,770	1,136	166	32	64	477,780	100.0	All grades	-	-	0.6	0.1	3.1	0.7	6.2	22.3	55.1	11.7	0.2	0.2	0.2	0.2	0.2	0.2	0.2	0.2	0.2	0.2	0.2	0.2	0.2	0.2	0.2	0.2	0.2	0.2	0.2	0.2	0.2	0.2	100.0																																																																																																																																																																																																																																																																																																																																																																																	
4-S.M.	-	-	22	151	334	1,859	11,042	19,649	1,808	33	85	1,509	4,562	446	11	30	4,562	11,042	19,649	1,808	33	85	1,509	4,562	446	11	30	4,562	11,042	19,649	61	1.4	5-M.	-	-	64	31	272	333	4,935	11,655	3,734	100	272	333	4,935	11,655	3,734	100	272	333	4,935	11,655	3,734	100	272	333	4,935	11,655	3,734	100	34,966	7.3	6-S.L.M.	-	-	48	2741	613	4,849	11,093	2,607	10	48	2741	613	4,849	11,093	2,607	10	48	2741	613	4,849	11,093	2,607	10	48	2741	613	4,849	11,093	2,607	21,961	4.6	7-L.M.	-	-	122	31	3,186	1,280	11,724	35,020	30,601	2,364	44	122	31	3,186	1,280	11,724	35,020	30,601	2,364	44	122	31	3,186	1,280	11,724	35,020	30,601	2,364	44	84,872	17.7	Total	-	-	122	31	3,186	1,280	11,724	35,020	30,601	2,364	44	122	31	3,186	1,280	11,724	35,020	30,601	2,364	44	122	31	3,186	1,280	11,724	35,020	30,601	2,364	44	84,872	17.7	Tinged:																															3-G.M.	-	-	-	-	-	-	-	-	-	-	-	-	-	-	-	-	-	-	-	-	-	-	-	-	-	-	-	-	-	-	4-S.M.	-	-	-	-	-	-	-	-	-	-	-	-	-	-	-	-	-	-	-	-	-	-	-	-	-	-	-	-	-	-	5-M.	-	-	65	498	1,099	487	926	21	54	63	35	166	44	11	44	136	351	11	10	351	11	10	351	11	10	351	11	10	351	11	246	.1	6-S.L.M.	-	-	64	1,863	336	7,937	336	375	54	64	1,863	336	7,937	336	375	54	64	1,863	336	7,937	336	375	54	64	1,863	336	7,937	336	375	54	1,786	.4	Total	-	-	64	1,863	336	7,937	336	375	54	64	1,863	336	7,937	336	375	54	64	1,863	336	7,937	336	375	54	64	1,863	336	7,937	336	375	54	2,021	.4	Gray:																															3-G.M.	-	-	-	-	-	-	-	-	-	-	-	-	-	-	-	-	-	-	-	-	-	-	-	-	-	-	-	-	-	-	4-S.M.	-	-	-	-	-	-	-	-	-	-	-	-	-	-	-	-	-	-	-	-	-	-	-	-	-	-	-	-	-	-	-	5-M.	-	-	68	16	79	63	512	5,085	6,135	595	11	10	63	512	5,085	6,135	595	11	10	63	512	5,085	6,135	595	11	10	63	512	5,085	6,135	595	106	.8	6-S.L.M.	-	-	-	-	-	-	-	-	-	-	-	-	-	-	-	-	-	-	-	-	-	-	-	-	-	-	-	-	-	-	-	-	-	Total	-	-	68	16	79	63	512	5,085	6,135	595	11	10	63	512	5,085	6,135	595	11	10	63	512	5,085	6,135	595	11	10	63	512	5,085	6,135	595	14,490	3.0	Below Grade	-	-	64	415	1,219	16	398	376	25	-	-	-	-	-	-	-	-	-	-	-	-	-	-	-	-	-	-	-	-	-	-	-	-	2,613	.5	All grades	-	-	128	2,660	285	14,635	3,542	20,504	106,722	266,878	65,770	1,136	166	32	64	477,780	100.0	All grades	-	-	0.6	0.1	3.1	0.7	6.2	22.3	55.1	11.7	0.2	0.2	0.2	0.2	0.2	0.2	0.2	0.2	0.2	0.2	0.2	0.2	0.2	0.2	0.2	0.2	0.2	0.2	0.2	0.2	0.2	0.2	100.0																																																																																																																																																																																																																																																																																																																																																																																																																
5-M.	-	-	64	31	272	333	4,935	11,655	3,734	100	272	333	4,935	11,655	3,734	100	272	333	4,935	11,655	3,734	100	272	333	4,935	11,655	3,734	100	34,966	7.3	6-S.L.M.	-	-	48	2741	613	4,849	11,093	2,607	10	48	2741	613	4,849	11,093	2,607	10	48	2741	613	4,849	11,093	2,607	10	48	2741	613	4,849	11,093	2,607	21,961	4.6	7-L.M.	-	-	122	31	3,186	1,280	11,724	35,020	30,601	2,364	44	122	31	3,186	1,280	11,724	35,020	30,601	2,364	44	122	31	3,186	1,280	11,724	35,020	30,601	2,364	44	84,872	17.7	Total	-	-	122	31	3,186	1,280	11,724	35,020	30,601	2,364	44	122	31	3,186	1,280	11,724	35,020	30,601	2,364	44	122	31	3,186	1,280	11,724	35,020	30,601	2,364	44	84,872	17.7	Tinged:																															3-G.M.	-	-	-	-	-	-	-	-	-	-	-	-	-	-	-	-	-	-	-	-	-	-	-	-	-	-	-	-	-	-	4-S.M.	-	-	-	-	-	-	-	-	-	-	-	-	-	-	-	-	-	-	-	-	-	-	-	-	-	-	-	-	-	-	5-M.	-	-	65	498	1,099	487	926	21	54	63	35	166	44	11	44	136	351	11	10	351	11	10	351	11	10	351	11	10	351	11	246	.1	6-S.L.M.	-	-	64	1,863	336	7,937	336	375	54	64	1,863	336	7,937	336	375	54	64	1,863	336	7,937	336	375	54	64	1,863	336	7,937	336	375	54	1,786	.4	Total	-	-	64	1,863	336	7,937	336	375	54	64	1,863	336	7,937	336	375	54	64	1,863	336	7,937	336	375	54	64	1,863	336	7,937	336	375	54	2,021	.4	Gray:																															3-G.M.	-	-	-	-	-	-	-	-	-	-	-	-	-	-	-	-	-	-	-	-	-	-	-	-	-	-	-	-	-	-	4-S.M.	-	-	-	-	-	-	-	-	-	-	-	-	-	-	-	-	-	-	-	-	-	-	-	-	-	-	-	-	-	-	-	5-M.	-	-	68	16	79	63	512	5,085	6,135	595	11	10	63	512	5,085	6,135	595	11	10	63	512	5,085	6,135	595	11	10	63	512	5,085	6,135	595	106	.8	6-S.L.M.	-	-	-	-	-	-	-	-	-	-	-	-	-	-	-	-	-	-	-	-	-	-	-	-	-	-	-	-	-	-	-	-	-	Total	-	-	68	16	79	63	512	5,085	6,135	595	11	10	63	512	5,085	6,135	595	11	10	63	512	5,085	6,135	595	11	10	63	512	5,085	6,135	595	14,490	3.0	Below Grade	-	-	64	415	1,219	16	398	376	25	-	-	-	-	-	-	-	-	-	-	-	-	-	-	-	-	-	-	-	-	-	-	-	-	2,613	.5	All grades	-	-	128	2,660	285	14,635	3,542	20,504	106,722	266,878	65,770	1,136	166	32	64	477,780	100.0	All grades	-	-	0.6	0.1	3.1	0.7	6.2	22.3	55.1	11.7	0.2	0.2	0.2	0.2	0.2	0.2	0.2	0.2	0.2	0.2	0.2	0.2	0.2	0.2	0.2	0.2	0.2	0.2	0.2	0.2	0.2	0.2	100.0																																																																																																																																																																																																																																																																																																																																																																																																																																																	
6-S.L.M.	-	-	48	2741	613	4,849	11,093	2,607	10	48	2741	613	4,849	11,093	2,607	10	48	2741	613	4,849	11,093	2,607	10	48	2741	613	4,849	11,093	2,607	21,961	4.6	7-L.M.	-	-	122	31	3,186	1,280	11,724	35,020	30,601	2,364	44	122	31	3,186	1,280	11,724	35,020	30,601	2,364	44	122	31	3,186	1,280	11,724	35,020	30,601	2,364	44	84,872	17.7	Total	-	-	122	31	3,186	1,280	11,724	35,020	30,601	2,364	44	122	31	3,186	1,280	11,724	35,020	30,601	2,364	44	122	31	3,186	1,280	11,724	35,020	30,601	2,364	44	84,872	17.7	Tinged:																															3-G.M.	-	-	-	-	-	-	-	-	-	-	-	-	-	-	-	-	-	-	-	-	-	-	-	-	-	-	-	-	-	-	4-S.M.	-	-	-	-	-	-	-	-	-	-	-	-	-	-	-	-	-	-	-	-	-	-	-	-	-	-	-	-	-	-	5-M.	-	-	65	498	1,099	487	926	21	54	63	35	166	44	11	44	136	351	11	10	351	11	10	351	11	10	351	11	10	351	11	246	.1	6-S.L.M.	-	-	64	1,863	336	7,937	336	375	54	64	1,863	336	7,937	336	375	54	64	1,863	336	7,937	336	375	54	64	1,863	336	7,937	336	375	54	1,786	.4	Total	-	-	64	1,863	336	7,937	336	375	54	64	1,863	336	7,937	336	375	54	64	1,863	336	7,937	336	375	54	64	1,863	336	7,937	336	375	54	2,021	.4	Gray:																															3-G.M.	-	-	-	-	-	-	-	-	-	-	-	-	-	-	-	-	-	-	-	-	-	-	-	-	-	-	-	-	-	-	4-S.M.	-	-	-	-	-	-	-	-	-	-	-	-	-	-	-	-	-	-	-	-	-	-	-	-	-	-	-	-	-	-	-	5-M.	-	-	68	16	79	63	512	5,085	6,135	595	11	10	63	512	5,085	6,135	595	11	10	63	512	5,085	6,135	595	11	10	63	512	5,085	6,135	595	106	.8	6-S.L.M.	-	-	-	-	-	-	-	-	-	-	-	-	-	-	-	-	-	-	-	-	-	-	-	-	-	-	-	-	-	-	-	-	-	Total	-	-	68	16	79	63	512	5,085	6,135	595	11	10	63	512	5,085	6,135	595	11	10	63	512	5,085	6,135	595	11	10	63	512	5,085	6,135	595	14,490	3.0	Below Grade	-	-	64	415	1,219	16	398	376	25	-	-	-	-	-	-	-	-	-	-	-	-	-	-	-	-	-	-	-	-	-	-	-	-	2,613	.5	All grades	-	-	128	2,660	285	14,635	3,542	20,504	106,722	266,878	65,770	1,136	166	32	64	477,780	100.0	All grades	-	-	0.6	0.1	3.1	0.7	6.2	22.3	55.1	11.7	0.2	0.2	0.2	0.2	0.2	0.2	0.2	0.2	0.2	0.2	0.2	0.2	0.2	0.2	0.2	0.2	0.2	0.2	0.2	0.2	0.2	0.2	100.0																																																																																																																																																																																																																																																																																																																																																																																																																																																																																
7-L.M.	-	-	122	31	3,186	1,280	11,724	35,020	30,601	2,364	44	122	31	3,186	1,280	11,724	35,020	30,601	2,364	44	122	31	3,186	1,280	11,724	35,020	30,601	2,364	44	84,872	17.7	Total	-	-	122	31	3,186	1,280	11,724	35,020	30,601	2,364	44	122	31	3,186	1,280	11,724	35,020	30,601	2,364	44	122	31	3,186	1,280	11,724	35,020	30,601	2,364	44	84,872	17.7	Tinged:																															3-G.M.	-	-	-	-	-	-	-	-	-	-	-	-	-	-	-	-	-	-	-	-	-	-	-	-	-	-	-	-	-	-	4-S.M.	-	-	-	-	-	-	-	-	-	-	-	-	-	-	-	-	-	-	-	-	-	-	-	-	-	-	-	-	-	-	5-M.	-	-	65	498	1,099	487	926	21	54	63	35	166	44	11	44	136	351	11	10	351	11	10	351	11	10	351	11	10	351	11	246	.1	6-S.L.M.	-	-	64	1,863	336	7,937	336	375	54	64	1,863	336	7,937	336	375	54	64	1,863	336	7,937	336	375	54	64	1,863	336	7,937	336	375	54	1,786	.4	Total	-	-	64	1,863	336	7,937	336	375	54	64	1,863	336	7,937	336	375	54	64	1,863	336	7,937	336	375	54	64	1,863	336	7,937	336	375	54	2,021	.4	Gray:																															3-G.M.	-	-	-	-	-	-	-	-	-	-	-	-	-	-	-	-	-	-	-	-	-	-	-	-	-	-	-	-	-	-	4-S.M.	-	-	-	-	-	-	-	-	-	-	-	-	-	-	-	-	-	-	-	-	-	-	-	-	-	-	-	-	-	-	-	5-M.	-	-	68	16	79	63	512	5,085	6,135	595	11	10	63	512	5,085	6,135	595	11	10	63	512	5,085	6,135	595	11	10	63	512	5,085	6,135	595	106	.8	6-S.L.M.	-	-	-	-	-	-	-	-	-	-	-	-	-	-	-	-	-	-	-	-	-	-	-	-	-	-	-	-	-	-	-	-	-	Total	-	-	68	16	79	63	512	5,085	6,135	595	11	10	63	512	5,085	6,135	595	11	10	63	512	5,085	6,135	595	11	10	63	512	5,085	6,135	595	14,490	3.0	Below Grade	-	-	64	415	1,219	16	398	376	25	-	-	-	-	-	-	-	-	-	-	-	-	-	-	-	-	-	-	-	-	-	-	-	-	2,613	.5	All grades	-	-	128	2,660	285	14,635	3,542	20,504	106,722	266,878	65,770	1,136	166	32	64	477,780	100.0	All grades	-	-	0.6	0.1	3.1	0.7	6.2	22.3	55.1	11.7	0.2	0.2	0.2	0.2	0.2	0.2	0.2	0.2	0.2	0.2	0.2	0.2	0.2	0.2	0.2	0.2	0.2	0.2	0.2	0.2	0.2	0.2	100.0																																																																																																																																																																																																																																																																																																																																																																																																																																																																																																																
Total	-	-	122	31	3,186	1,280	11,724	35,020	30,601	2,364	44	122	31	3,186	1,280	11,724	35,020	30,601	2,364	44	122	31	3,186	1,280	11,724	35,020	30,601	2,364	44	84,872	17.7	Tinged:																															3-G.M.	-	-	-	-	-	-	-	-	-	-	-	-	-	-	-	-	-	-	-	-	-	-	-	-	-	-	-	-	-	-	4-S.M.	-	-	-	-	-	-	-	-	-	-	-	-	-	-	-	-	-	-	-	-	-	-	-	-	-	-	-	-	-	-	5-M.	-	-	65	498	1,099	487	926	21	54	63	35	166	44	11	44	136	351	11	10	351	11	10	351	11	10	351	11	10	351	11	246	.1	6-S.L.M.	-	-	64	1,863	336	7,937	336	375	54	64	1,863	336	7,937	336	375	54	64	1,863	336	7,937	336	375	54	64	1,863	336	7,937	336	375	54	1,786	.4	Total	-	-	64	1,863	336	7,937	336	375	54	64	1,863	336	7,937	336	375	54	64	1,863	336	7,937	336	375	54	64	1,863	336	7,937	336	375	54	2,021	.4	Gray:																															3-G.M.	-	-	-	-	-	-	-	-	-	-	-	-	-	-	-	-	-	-	-	-	-	-	-	-	-	-	-	-	-	-	4-S.M.	-	-	-	-	-	-	-	-	-	-	-	-	-	-	-	-	-	-	-	-	-	-	-	-	-	-	-	-	-	-	-	5-M.	-	-	68	16	79	63	512	5,085	6,135	595	11	10	63	512	5,085	6,135	595	11	10	63	512	5,085	6,135	595	11	10	63	512	5,085	6,135	595	106	.8	6-S.L.M.	-	-	-	-	-	-	-	-	-	-	-	-	-	-	-	-	-	-	-	-	-	-	-	-	-	-	-	-	-	-	-	-	-	Total	-	-	68	16	79	63	512	5,085	6,135	595	11	10	63	512	5,085	6,135	595	11	10	63	512	5,085	6,135	595	11	10	63	512	5,085	6,135	595	14,490	3.0	Below Grade	-	-	64	415	1,219	16	398	376	25	-	-	-	-	-	-	-	-	-	-	-	-	-	-	-	-	-	-	-	-	-	-	-	-	2,613	.5	All grades	-	-	128	2,660	285	14,635	3,542	20,504	106,722	266,878	65,770	1,136	166	32	64	477,780	100.0	All grades	-	-	0.6	0.1	3.1	0.7	6.2	22.3	55.1	11.7	0.2	0.2	0.2	0.2	0.2	0.2	0.2	0.2	0.2	0.2	0.2	0.2	0.2	0.2	0.2	0.2	0.2	0.2	0.2	0.2	0.2	0.2	100.0																																																																																																																																																																																																																																																																																																																																																																																																																																																																																																																																																
Tinged:																															3-G.M.	-	-	-	-	-	-	-	-	-	-	-	-	-	-	-	-	-	-	-	-	-	-	-	-	-	-	-	-	-	-	4-S.M.	-	-	-	-	-	-	-	-	-	-	-	-	-	-	-	-	-	-	-	-	-	-	-	-	-	-	-	-	-	-	5-M.	-	-	65	498	1,099	487	926	21	54	63	35	166	44	11	44	136	351	11	10	351	11	10	351	11	10	351	11	10	351	11	246	.1	6-S.L.M.	-	-	64	1,863	336	7,937	336	375	54	64	1,863	336	7,937	336	375	54	64	1,863	336	7,937	336	375	54	64	1,863	336	7,937	336	375	54	1,786	.4	Total	-	-	64	1,863	336	7,937	336	375	54	64	1,863	336	7,937	336	375	54	64	1,863	336	7,937	336	375	54	64	1,863	336	7,937	336	375	54	2,021	.4	Gray:																															3-G.M.	-	-	-	-	-	-	-	-	-	-	-	-	-	-	-	-	-	-	-	-	-	-	-	-	-	-	-	-	-	-	4-S.M.	-	-	-	-	-	-	-	-	-	-	-	-	-	-	-	-	-	-	-	-	-	-	-	-	-	-	-	-	-	-	-	5-M.	-	-	68	16	79	63	512	5,085	6,135	595	11	10	63	512	5,085	6,135	595	11	10	63	512	5,085	6,135	595	11	10	63	512	5,085	6,135	595	106	.8	6-S.L.M.	-	-	-	-	-	-	-	-	-	-	-	-	-	-	-	-	-	-	-	-	-	-	-	-	-	-	-	-	-	-	-	-	-	Total	-	-	68	16	79	63	512	5,085	6,135	595	11	10	63	512	5,085	6,135	595	11	10	63	512	5,085	6,135	595	11	10	63	512	5,085	6,135	595	14,490	3.0	Below Grade	-	-	64	415	1,219	16	398	376	25	-	-	-	-	-	-	-	-	-	-	-	-	-	-	-	-	-	-	-	-	-	-	-	-	2,613	.5	All grades	-	-	128	2,660	285	14,635	3,542	20,504	106,722	266,878	65,770	1,136	166	32	64	477,780	100.0	All grades	-	-	0.6	0.1	3.1	0.7	6.2	22.3	55.1	11.7	0.2	0.2	0.2	0.2	0.2	0.2	0.2	0.2	0.2	0.2	0.2	0.2	0.2	0.2	0.2	0.2	0.2	0.2	0.2	0.2	0.2	0.2	100.0																																																																																																																																																																																																																																																																																																																																																																																																																																																																																																																																																																																
3-G.M.	-	-	-	-	-	-	-	-	-	-	-	-	-	-	-	-	-	-	-	-	-	-	-	-	-	-	-	-	-	-	4-S.M.	-	-	-	-	-	-	-	-	-	-	-	-	-	-	-	-	-	-	-	-	-	-	-	-	-	-	-	-	-	-	5-M.	-	-	65	498	1,099	487	926	21	54	63	35	166	44	11	44	136	351	11	10	351	11	10	351	11	10	351	11	10	351	11	246	.1	6-S.L.M.	-	-	64	1,863	336	7,937	336	375	54	64	1,863	336	7,937	336	375	54	64	1,863	336	7,937	336	375	54	64	1,863	336	7,937	336	375	54	1,786	.4	Total	-	-	64	1,863	336	7,937	336	375	54	64	1,863	336	7,937	336	375	54	64	1,863	336	7,937	336	375	54	64	1,863	336	7,937	336	375	54	2,021	.4	Gray:																															3-G.M.	-	-	-	-	-	-	-	-	-	-	-	-	-	-	-	-	-	-	-	-	-	-	-	-	-	-	-	-	-	-	4-S.M.	-	-	-	-	-	-	-	-	-	-	-	-	-	-	-	-	-	-	-	-	-	-	-	-	-	-	-	-	-	-	-	5-M.	-	-	68	16	79	63	512	5,085	6,135	595	11	10	63	512	5,085	6,135	595	11	10	63	512	5,085	6,135	595	11	10	63	512	5,085	6,135	595	106	.8	6-S.L.M.	-	-	-	-	-	-	-	-	-	-	-	-	-	-	-	-	-	-	-	-	-	-	-	-	-	-	-	-	-	-	-	-	-	Total	-	-	68	16	79	63	512	5,085	6,135	595	11	10	63	512	5,085	6,135	595	11	10	63	512	5,085	6,135	595	11	10	63	512	5,085	6,135	595	14,490	3.0	Below Grade	-	-	64	415	1,219	16	398	376	25	-	-	-	-	-	-	-	-	-	-	-	-	-	-	-	-	-	-	-	-	-	-	-	-	2,613	.5	All grades	-	-	128	2,660	285	14,635	3,542	20,504	106,722	266,878	65,770	1,136	166	32	64	477,780	100.0	All grades	-	-	0.6	0.1	3.1	0.7	6.2	22.3	55.1	11.7	0.2	0.2	0.2	0.2	0.2	0.2	0.2	0.2	0.2	0.2	0.2	0.2	0.2	0.2	0.2	0.2	0.2	0.2	0.2	0.2	0.2	0.2	100.0																																																																																																																																																																																																																																																																																																																																																																																																																																																																																																																																																																																																															
4-S.M.	-	-	-	-	-	-	-	-	-	-	-	-	-	-	-	-	-	-	-	-	-	-	-	-	-	-	-	-	-	-	5-M.	-	-	65	498	1,099	487	926	21	54	63	35	166	44	11	44	136	351	11	10	351	11	10	351	11	10	351	11	10	351	11	246	.1	6-S.L.M.	-	-	64	1,863	336	7,937	336	375	54	64	1,863	336	7,937	336	375	54	64	1,863	336	7,937	336	375	54	64	1,863	336	7,937	336	375	54	1,786	.4	Total	-	-	64	1,863	336	7,937	336	375	54	64	1,863	336	7,937	336	375	54	64	1,863	336	7,937	336	375	54	64	1,863	336	7,937	336	375	54	2,021	.4	Gray:																															3-G.M.	-	-	-	-	-	-	-	-	-	-	-	-	-	-	-	-	-	-	-	-	-	-	-	-	-	-	-	-	-	-	4-S.M.	-	-	-	-	-	-	-	-	-	-	-	-	-	-	-	-	-	-	-	-	-	-	-	-	-	-	-	-	-	-	-	5-M.	-	-	68	16	79	63	512	5,085	6,135	595	11	10	63	512	5,085	6,135	595	11	10	63	512	5,085	6,135	595	11	10	63	512	5,085	6,135	595	106	.8	6-S.L.M.	-	-	-	-	-	-	-	-	-	-	-	-	-	-	-	-	-	-	-	-	-	-	-	-	-	-	-	-	-	-	-	-	-	Total	-	-	68	16	79	63	512	5,085	6,135	595	11	10	63	512	5,085	6,135	595	11	10	63	512	5,085	6,135	595	11	10	63	512	5,085	6,135	595	14,490	3.0	Below Grade	-	-	64	415	1,219	16	398	376	25	-	-	-	-	-	-	-	-	-	-	-	-	-	-	-	-	-	-	-	-	-	-	-	-	2,613	.5	All grades	-	-	128	2,660	285	14,635	3,542	20,504	106,722	266,878	65,770	1,136	166	32	64	477,780	100.0	All grades	-	-	0.6	0.1	3.1	0.7	6.2	22.3	55.1	11.7	0.2	0.2	0.2	0.2	0.2	0.2	0.2	0.2	0.2	0.2	0.2	0.2	0.2	0.2	0.2	0.2	0.2	0.2	0.2	0.2	0.2	0.2	100.0																																																																																																																																																																																																																																																																																																																																																																																																																																																																																																																																																																																																																																														
5-M.	-	-	65	498	1,099	487	926	21	54	63	35	166	44	11	44	136	351	11	10	351	11	10	351	11	10	351	11	10	351	11	246	.1	6-S.L.M.	-	-	64	1,863	336	7,937	336	375	54	64	1,863	336	7,937	336	375	54	64	1,863	336	7,937	336	375	54	64	1,863	336	7,937	336	375	54	1,786	.4	Total	-	-	64	1,863	336	7,937	336	375	54	64	1,863	336	7,937	336	375	54	64	1,863	336	7,937	336	375	54	64	1,863	336	7,937	336	375	54	2,021	.4	Gray:																															3-G.M.	-	-	-	-	-	-	-	-	-	-	-	-	-	-	-	-	-	-	-	-	-	-	-	-	-	-	-	-	-	-	4-S.M.	-	-	-	-	-	-	-	-	-	-	-	-	-	-	-	-	-	-	-	-	-	-	-	-	-	-	-	-	-	-	-	5-M.	-	-	68	16	79	63	512	5,085	6,135	595	11	10	63	512	5,085	6,135	595	11	10	63	512	5,085	6,135	595	11	10	63	512	5,085	6,135	595	106	.8	6-S.L.M.	-	-	-	-	-	-	-	-	-	-	-	-	-	-	-	-	-	-	-	-	-	-	-	-	-	-	-	-	-	-	-	-	-	Total	-	-	68	16	79	63	512	5,085	6,135	595	11	10	63	512	5,085	6,135	595	11	10	63	512	5,085	6,135	595	11	10	63	512	5,085	6,135	595	14,490	3.0	Below Grade	-	-	64	415	1,219	16	398	376	25	-	-	-	-	-	-	-	-	-	-	-	-	-	-	-	-	-	-	-	-	-	-	-	-	2,613	.5	All grades	-	-	128	2,660	285	14,635	3,542	20,504	106,722	266,878	65,770	1,136	166	32	64	477,780	100.0	All grades	-	-	0.6	0.1	3.1	0.7	6.2	22.3	55.1	11.7	0.2	0.2	0.2	0.2	0.2	0.2	0.2	0.2	0.2	0.2	0.2	0.2	0.2	0.2	0.2	0.2	0.2	0.2	0.2	0.2	0.2	0.2	100.0																																																																																																																																																																																																																																																																																																																																																																																																																																																																																																																																																																																																																																																																													
6-S.L.M.	-	-	64	1,863	336	7,937	336	375	54	64	1,863	336	7,937	336	375	54	64	1,863	336	7,937	336	375	54	64	1,863	336	7,937	336	375	54	1,786	.4	Total	-	-	64	1,863	336	7,937	336	375	54	64	1,863	336	7,937	336	375	54	64	1,863	336	7,937	336	375	54	64	1,863	336	7,937	336	375	54	2,021	.4	Gray:																															3-G.M.	-	-	-	-	-	-	-	-	-	-	-	-	-	-	-	-	-	-	-	-	-	-	-	-	-	-	-	-	-	-	4-S.M.	-	-	-	-	-	-	-	-	-	-	-	-	-	-	-	-	-	-	-	-	-	-	-	-	-	-	-	-	-	-	-	5-M.	-	-	68	16	79	63	512	5,085	6,135	595	11	10	63	512	5,085	6,135	595	11	10	63	512	5,085	6,135	595	11	10	63	512	5,085	6,135	595	106	.8	6-S.L.M.	-	-	-	-	-	-	-	-	-	-	-	-	-	-	-	-	-	-	-	-	-	-	-	-	-	-	-	-	-	-	-	-	-	Total	-	-	68	16	79	63	512	5,085	6,135	595	11	10	63	512	5,085	6,135	595	11	10	63	512	5,085	6,135	595	11	10	63	512	5,085	6,135	595	14,490	3.0	Below Grade	-	-	64	415	1,219	16	398	376	25	-	-	-	-	-	-	-	-	-	-	-	-	-	-	-	-	-	-	-	-	-	-	-	-	2,613	.5	All grades	-	-	128	2,660	285	14,635	3,542	20,504	106,722	266,878	65,770	1,136	166	32	64	477,780	100.0	All grades	-	-	0.6	0.1	3.1	0.7	6.2	22.3	55.1	11.7	0.2	0.2	0.2	0.2	0.2	0.2	0.2	0.2	0.2	0.2	0.2	0.2	0.2	0.2	0.2	0.2	0.2	0.2	0.2	0.2	0.2	0.2	100.0																																																																																																																																																																																																																																																																																																																																																																																																																																																																																																																																																																																																																																																																																																														
Total	-	-	64	1,863	336	7,937	336	375	54	64	1,863	336	7,937	336	375	54	64	1,863	336	7,937	336	375	54	64	1,863	336	7,937	336	375	54	2,021	.4	Gray:																															3-G.M.	-	-	-	-	-	-	-	-	-	-	-	-	-	-	-	-	-	-	-	-	-	-	-	-	-	-	-	-	-	-	4-S.M.	-	-	-	-	-	-	-	-	-	-	-	-	-	-	-	-	-	-	-	-	-	-	-	-	-	-	-	-	-	-	-	5-M.	-	-	68	16	79	63	512	5,085	6,135	595	11	10	63	512	5,085	6,135	595	11	10	63	512	5,085	6,135	595	11	10	63	512	5,085	6,135	595	106	.8	6-S.L.M.	-	-	-	-	-	-	-	-	-	-	-	-	-	-	-	-	-	-	-	-	-	-	-	-	-	-	-	-	-	-	-	-	-	Total	-	-	68	16	79	63	512	5,085	6,135	595	11	10	63	512	5,085	6,135	595	11	10	63	512	5,085	6,135	595	11	10	63	512	5,085	6,135	595	14,490	3.0	Below Grade	-	-	64	415	1,219	16	398	376	25	-	-	-	-	-	-	-	-	-	-	-	-	-	-	-	-	-	-	-	-	-	-	-	-	2,613	.5	All grades	-	-	128	2,660	285	14,635	3,542	20,504	106,722	266,878	65,770	1,136	166	32	64	477,780	100.0	All grades	-	-	0.6	0.1	3.1	0.7	6.2	22.3	55.1	11.7	0.2	0.2	0.2	0.2	0.2	0.2	0.2	0.2	0.2	0.2	0.2	0.2	0.2	0.2	0.2	0.2	0.2	0.2	0.2	0.2	0.2	0.2	100.0																																																																																																																																																																																																																																																																																																																																																																																																																																																																																																																																																																																																																																																																																																																																															
Gray:																															3-G.M.	-	-	-	-	-	-	-	-	-	-	-	-	-	-	-	-	-	-	-	-	-	-	-	-	-	-	-	-	-	-	4-S.M.	-	-	-	-	-	-	-	-	-	-	-	-	-	-	-	-	-	-	-	-	-	-	-	-	-	-	-	-	-	-	-	5-M.	-	-	68	16	79	63	512	5,085	6,135	595	11	10	63	512	5,085	6,135	595	11	10	63	512	5,085	6,135	595	11	10	63	512	5,085	6,135	595	106	.8	6-S.L.M.	-	-	-	-	-	-	-	-	-	-	-	-	-	-	-	-	-	-	-	-	-	-	-	-	-	-	-	-	-	-	-	-	-	Total	-	-	68	16	79	63	512	5,085	6,135	595	11	10	63	512	5,085	6,135	595	11	10	63	512	5,085	6,135	595	11	10	63	512	5,085	6,135	595	14,490	3.0	Below Grade	-	-	64	415	1,219	16	398	376	25	-	-	-	-	-	-	-	-	-	-	-	-	-	-	-	-	-	-	-	-	-	-	-	-	2,613	.5	All grades	-	-	128	2,660	285	14,635	3,542	20,504	106,722	266,878	65,770	1,136	166	32	64	477,780	100.0	All grades	-	-	0.6	0.1	3.1	0.7	6.2	22.3	55.1	11.7	0.2	0.2	0.2	0.2	0.2	0.2	0.2	0.2	0.2	0.2	0.2	0.2	0.2	0.2	0.2	0.2	0.2	0.2	0.2	0.2	0.2	0.2	100.0																																																																																																																																																																																																																																																																																																																																																																																																																																																																																																																																																																																																																																																																																																																																																																																
3-G.M.	-	-	-	-	-	-	-	-	-	-	-	-	-	-	-	-	-	-	-	-	-	-	-	-	-	-	-	-	-	-	4-S.M.	-	-	-	-	-	-	-	-	-	-	-	-	-	-	-	-	-	-	-	-	-	-	-	-	-	-	-	-	-	-	-	5-M.	-	-	68	16	79	63	512	5,085	6,135	595	11	10	63	512	5,085	6,135	595	11	10	63	512	5,085	6,135	595	11	10	63	512	5,085	6,135	595	106	.8	6-S.L.M.	-	-	-	-	-	-	-	-	-	-	-	-	-	-	-	-	-	-	-	-	-	-	-	-	-	-	-	-	-	-	-	-	-	Total	-	-	68	16	79	63	512	5,085	6,135	595	11	10	63	512	5,085	6,135	595	11	10	63	512	5,085	6,135	595	11	10	63	512	5,085	6,135	595	14,490	3.0	Below Grade	-	-	64	415	1,219	16	398	376	25	-	-	-	-	-	-	-	-	-	-	-	-	-	-	-	-	-	-	-	-	-	-	-	-	2,613	.5	All grades	-	-	128	2,660	285	14,635	3,542	20,504	106,722	266,878	65,770	1,136	166	32	64	477,780	100.0	All grades	-	-	0.6	0.1	3.1	0.7	6.2	22.3	55.1	11.7	0.2	0.2	0.2	0.2	0.2	0.2	0.2	0.2	0.2	0.2	0.2	0.2	0.2	0.2	0.2	0.2	0.2	0.2	0.2	0.2	0.2	0.2	100.0																																																																																																																																																																																																																																																																																																																																																																																																																																																																																																																																																																																																																																																																																																																																																																																																															
4-S.M.	-	-	-	-	-	-	-	-	-	-	-	-	-	-	-	-	-	-	-	-	-	-	-	-	-	-	-	-	-	-	-	5-M.	-	-	68	16	79	63	512	5,085	6,135	595	11	10	63	512	5,085	6,135	595	11	10	63	512	5,085	6,135	595	11	10	63	512	5,085	6,135	595	106	.8	6-S.L.M.	-	-	-	-	-	-	-	-	-	-	-	-	-	-	-	-	-	-	-	-	-	-	-	-	-	-	-	-	-	-	-	-	-	Total	-	-	68	16	79	63	512	5,085	6,135	595	11	10	63	512	5,085	6,135	595	11	10	63	512	5,085	6,135	595	11	10	63	512	5,085	6,135	595	14,490	3.0	Below Grade	-	-	64	415	1,219	16	398	376	25	-	-	-	-	-	-	-	-	-	-	-	-	-	-	-	-	-	-	-	-	-	-	-	-	2,613	.5	All grades	-	-	128	2,660	285	14,635	3,542	20,504	106,722	266,878	65,770	1,136	166	32	64	477,780	100.0	All grades	-	-	0.6	0.1	3.1	0.7	6.2	22.3	55.1	11.7	0.2	0.2	0.2	0.2	0.2	0.2	0.2	0.2	0.2	0.2	0.2	0.2	0.2	0.2	0.2	0.2	0.2	0.2	0.2	0.2	0.2	0.2	100.0																																																																																																																																																																																																																																																																																																																																																																																																																																																																																																																																																																																																																																																																																																																																																																																																																																														
5-M.	-	-	68	16	79	63	512	5,085	6,135	595	11	10	63	512	5,085	6,135	595	11	10	63	512	5,085	6,135	595	11	10	63	512	5,085	6,135	595	106	.8	6-S.L.M.	-	-	-	-	-	-	-	-	-	-	-	-	-	-	-	-	-	-	-	-	-	-	-	-	-	-	-	-	-	-	-	-	-	Total	-	-	68	16	79	63	512	5,085	6,135	595	11	10	63	512	5,085	6,135	595	11	10	63	512	5,085	6,135	595	11	10	63	512	5,085	6,135	595	14,490	3.0	Below Grade	-	-	64	415	1,219	16	398	376	25	-	-	-	-	-	-	-	-	-	-	-	-	-	-	-	-	-	-	-	-	-	-	-	-	2,613	.5	All grades	-	-	128	2,660	285	14,635	3,542	20,504	106,722	266,878	65,770	1,136	166	32	64	477,780	100.0	All grades	-	-	0.6	0.1	3.1	0.7	6.2	22.3	55.1	11.7	0.2	0.2	0.2	0.2	0.2	0.2	0.2	0.2	0.2	0.2	0.2	0.2	0.2	0.2	0.2	0.2	0.2	0.2	0.2	0.2	0.2	0.2	100.0																																																																																																																																																																																																																																																																																																																																																																																																																																																																																																																																																																																																																																																																																																																																																																																																																																																																														
6-S.L.M.	-	-	-	-	-	-	-	-	-	-	-	-	-	-	-	-	-	-	-	-	-	-	-	-	-	-	-	-	-	-	-	-	-	Total	-	-	68	16	79	63	512	5,085	6,135	595	11	10	63	512	5,085	6,135	595	11	10	63	512	5,085	6,135	595	11	10	63	512	5,085	6,135	595	14,490	3.0	Below Grade	-	-	64	415	1,219	16	398	376	25	-	-	-	-	-	-	-	-	-	-	-	-	-	-	-	-	-	-	-	-	-	-	-	-	2,613	.5	All grades	-	-	128	2,660	285	14,635	3,542	20,504	106,722	266,878	65,770	1,136	166	32	64	477,780	100.0	All grades	-	-	0.6	0.1	3.1	0.7	6.2	22.3	55.1	11.7	0.2	0.2	0.2	0.2	0.2	0.2	0.2	0.2	0.2	0.2	0.2	0.2	0.2	0.2	0.2	0.2	0.2	0.2	0.2	0.2	0.2	0.2	100.0																																																																																																																																																																																																																																																																																																																																																																																																																																																																																																																																																																																																																																																																																																																																																																																																																																																																																																																
Total	-	-	68	16	79	63	512	5,085	6,135	595	11	10	63	512	5,085	6,135	595	11	10	63	512	5,085	6,135	595	11	10	63	512	5,085	6,135	595	14,490	3.0	Below Grade	-	-	64	415	1,219	16	398	376	25	-	-	-	-	-	-	-	-	-	-	-	-	-	-	-	-	-	-	-	-	-	-	-	-	2,613	.5	All grades	-	-	128	2,660	285	14,635	3,542	20,504	106,722	266,878	65,770	1,136	166	32	64	477,780	100.0	All grades	-	-	0.6	0.1	3.1	0.7	6.2	22.3	55.1	11.7	0.2	0.2	0.2	0.2	0.2	0.2	0.2	0.2	0.2	0.2	0.2	0.2	0.2	0.2	0.2	0.2	0.2	0.2	0.2	0.2	0.2	0.2	100.0																																																																																																																																																																																																																																																																																																																																																																																																																																																																																																																																																																																																																																																																																																																																																																																																																																																																																																																																																		
Below Grade	-	-	64	415	1,219	16	398	376	25	-	-	-	-	-	-	-	-	-	-	-	-	-	-	-	-	-	-	-	-	-	-	-	-	2,613	.5	All grades	-	-	128	2,660	285	14,635	3,542	20,504	106,722	266,878	65,770	1,136	166	32	64	477,780	100.0	All grades	-	-	0.6	0.1	3.1	0.7	6.2	22.3	55.1	11.7	0.2	0.2	0.2	0.2	0.2	0.2	0.2	0.2	0.2	0.2	0.2	0.2	0.2	0.2	0.2	0.2	0.2	0.2	0.2	0.2	0.2	0.2	100.0																																																																																																																																																																																																																																																																																																																																																																																																																																																																																																																																																																																																																																																																																																																																																																																																																																																																																																																																																																																				
All grades	-	-	128	2,660	285	14,635	3,542	20,504	106,722	266,878	65,770	1,136	166	32	64	477,780	100.0	All grades	-	-	0.6	0.1	3.1	0.7	6.2	22.3	55.1	11.7	0.2	0.2	0.2	0.2	0.2	0.2	0.2	0.2	0.2	0.2	0.2	0.2	0.2	0.2	0.2	0.2	0.2	0.2	0.2	0.2	0.2	0.2	100.0																																																																																																																																																																																																																																																																																																																																																																																																																																																																																																																																																																																																																																																																																																																																																																																																																																																																																																																																																																																																																								
All grades	-	-	0.6	0.1	3.1	0.7	6.2	22.3	55.1	11.7	0.2	0.2	0.2	0.2	0.2	0.2	0.2	0.2	0.2	0.2	0.2	0.2	0.2	0.2	0.2	0.2	0.2	0.2	0.2	0.2	0.2	0.2	100.0																																																																																																																																																																																																																																																																																																																																																																																																																																																																																																																																																																																																																																																																																																																																																																																																																																																																																																																																																																																																																																										

1/ As reported by the Bureau of the Census, running bales, linters excluded.  
 \* Less than 0.06 percent.  
 Percentage rough preparation. . . . . 3.0  
 Grade index . . . . . 51.4  
 Average staple length . . . . . 33.6





Table 23.--Grade and staple length of upland cotton ginned in North Carolina, 1940-50

Grade	13/16 inch		7/8		29/32		15/16		31/32		1		1-1/32		1-1/16		1-1/8		1-5/32		1-3/16		1-7/32		1-1/4		All lengths				
	Bales	Percent	Bales	Percent	Bales	Percent	Bales	Percent	Bales	Percent	Bales	Percent	Bales	Percent	Bales	Percent	Bales	Percent	Bales	Percent	Bales	Percent	Bales	Percent	Bales	Percent	Bales	Percent			
<b>White:</b>																															
1-M.P.	-	-	-	-	-	-	-	-	-	-	-	-	-	-	-	-	-	-	-	-	-	-	-	-	-	-	-	-	-		
2-S.G.M.	-	-	-	-	-	-	-	-	-	-	-	-	-	-	-	-	-	-	-	-	-	-	-	-	-	-	-	-	-		
3-G.H.	-	-	-	-	-	-	-	-	-	-	-	-	-	-	-	-	-	-	-	-	-	-	-	-	-	-	-	-	-		
4-S.M.	-	-	-	-	-	-	-	-	-	-	-	-	-	-	-	-	-	-	-	-	-	-	-	-	-	-	-	-	-		
5-M.	-	-	-	-	-	-	-	-	-	-	-	-	-	-	-	-	-	-	-	-	-	-	-	-	-	-	-	-	-		
6-S.L.M.	-	-	-	-	-	-	-	-	-	-	-	-	-	-	-	-	-	-	-	-	-	-	-	-	-	-	-	-	-	-	
7-L.M.	-	-	-	-	-	-	-	-	-	-	-	-	-	-	-	-	-	-	-	-	-	-	-	-	-	-	-	-	-	-	
8-S.G.O.	-	-	-	-	-	-	-	-	-	-	-	-	-	-	-	-	-	-	-	-	-	-	-	-	-	-	-	-	-	-	
9-G.O.	-	-	-	-	-	-	-	-	-	-	-	-	-	-	-	-	-	-	-	-	-	-	-	-	-	-	-	-	-	-	
Total	16	423	143	2,354	8,562	64,096	259,564	84,497	11,392	2,334	692	340	269	787	455,469	88.6															
<b>Spotted:</b>																															
3-G.M.	-	-	-	-	-	-	-	-	-	-	-	-	-	-	-	-	-	-	-	-	-	-	-	-	-	-	-	-	-	-	
4-S.M.	20	14	60	67	208	1,464	6,254	2,721	512	62	17	-	-	-	-	-	-	-	-	-	-	-	-	-	-	-	114	-	-	-	
5-M.	-	63	23	209	677	6,012	16,506	4,304	520	178	42	16	15	7	11,214	2.3															
6-S.L.M.	-	99	24	824	1,245	3,299	3,432	539	41	43	-	-	-	-	29,800	6.0															
7-L.M.	-	16	-	263	45	676	1,505	169	8	-	-	-	-	-	9,554	1.9															
Total	20	182	107	1,363	2,376	12,273	27,629	7,745	681	292	84	24	15	23	63,203	10.8															
<b>Tinged:</b>																															
3-G.M.	-	-	-	-	-	-	-	-	-	-	-	-	-	-	-	-	-	-	-	-	-	-	-	-	-	-	-	-	-	-	
4-S.M.	-	-	-	-	-	-	-	-	-	-	-	-	-	-	-	-	-	-	-	-	-	-	-	-	-	-	-	-	-	-	
5-M.	-	-	-	-	-	-	-	-	-	-	-	-	-	-	-	-	-	-	-	-	-	-	-	-	-	-	-	-	-	-	
6-S.L.M.	-	-	-	-	-	-	-	-	-	-	-	-	-	-	-	-	-	-	-	-	-	-	-	-	-	-	-	-	-	-	
7-L.M.	-	-	-	-	-	-	-	-	-	-	-	-	-	-	-	-	-	-	-	-	-	-	-	-	-	-	-	-	-	-	
Total	-	-	-	-	-	-	-	-	-	-	-	-	-	-	-	-	-	-	-	-	-	-	-	-	-	-	-	-	-	-	
<b>Yellow Stained:</b>																															
3-G.M.	-	-	-	-	-	-	-	-	-	-	-	-	-	-	-	-	-	-	-	-	-	-	-	-	-	-	-	-	-	-	
4-S.M.	-	-	-	-	-	-	-	-	-	-	-	-	-	-	-	-	-	-	-	-	-	-	-	-	-	-	-	-	-	-	
5-M.	-	-	-	-	-	-	-	-	-	-	-	-	-	-	-	-	-	-	-	-	-	-	-	-	-	-	-	-	-	-	
6-S.L.M.	-	-	-	-	-	-	-	-	-	-	-	-	-	-	-	-	-	-	-	-	-	-	-	-	-	-	-	-	-	-	
7-L.M.	-	-	-	-	-	-	-	-	-	-	-	-	-	-	-	-	-	-	-	-	-	-	-	-	-	-	-	-	-	-	
Total	-	-	-	-	-	-	-	-	-	-	-	-	-	-	-	-	-	-	-	-	-	-	-	-	-	-	-	-	-	-	
<b>Grey:</b>																															
3-G.M.	-	-	-	-	-	-	-	-	-	-	-	-	-	-	-	-	-	-	-	-	-	-	-	-	-	-	-	-	-	-	
4-S.M.	-	-	-	-	-	-	-	-	-	-	-	-	-	-	-	-	-	-	-	-	-	-	-	-	-	-	-	-	-	-	
5-M.	-	-	-	-	-	-	-	-	-	-	-	-	-	-	-	-	-	-	-	-	-	-	-	-	-	-	-	-	-	-	
6-S.L.M.	-	-	-	-	-	-	-	-	-	-	-	-	-	-	-	-	-	-	-	-	-	-	-	-	-	-	-	-	-	-	
7-L.M.	-	-	-	-	-	-	-	-	-	-	-	-	-	-	-	-	-	-	-	-	-	-	-	-	-	-	-	-	-	-	
Total	-	-	-	-	-	-	-	-	-	-	-	-	-	-	-	-	-	-	-	-	-	-	-	-	-	-	-	-	-	-	
<b>Below Grade</b>	-	-	-	-	-	-	-	-	-	-	-	-	-	-	-	-	-	-	-	-	-	-	-	-	-	-	-	-	-	-	
All grades	36	623	250	3,758	11,104	77,615	289,798	92,613	15,306	2,626	785	364	284	810	461,770	100.0															
All grades	Percent	Percent	Percent	Percent	Percent	Percent	Percent	Percent	Percent	Percent	Percent	Percent	Percent	Percent	Percent	Percent	Percent	Percent	Percent	Percent	Percent	Percent	Percent	Percent	Percent	Percent	Percent	Percent	Percent	Percent	Percent
	*	*	*	0.6	2.3	15.8	58.7	10.8	2.5	.5	.2	.1	.1	.2	100.0																

1/ As reported by the Bureau of the Census, running bales, linters excluded.

\* Less than 0.05 percent.

Percentage rough preparation . . . . . 5.8  
Grade index . . . . . 92.0  
Average staple length . . . . . 33.0

Table 21.—Grade and staple length of upland cotton ginned in Oklahoma, 1949-50

Grade	3/4 in. and shorter	13/16 in.	7/8 in.	29/32 in.	15/32 in.	31/32 in.	1 in.	1-1/8 in.	1-1/16 in.	1-3/32 in.	1-1/8 in.	1-5/32 in.	1-3/16 in.		1-7/32 in.		1-1/4 in.		
													Bales	Percent	Bales	Percent	Bales	Percent	Bales
<b>Whites:</b>																			
1-M.																			
2-S.O.M.																			
3-O.M.																			
4-S.M.																			
5-M.																			
6-S.L.M.																			
7-L.M.																			
8-S.O.O.																			
9-O.O.																			
Total	123	19,104	70,263	99,055	106,189	55,619	12,893	11,551	2,621	137	23	9						367,857	66.6
<b>Spotted:</b>																			
3-O.M.	15	1,419	2,584	1,265	1,592	921	621	227	41									8,485	1.4
4-S.M.	110	10,734	27,510	17,194	22,917	10,963	6,870	1,886	195									98,469	16.8
5-M.	80	7,530	24,595	17,504	20,220	7,660	3,546	1,688	145									83,560	14.3
6-S.L.M.	70	2,295	7,146	4,215	5,856	921	350	58										20,571	3.5
7-L.M.	37	487	1,033	685	1,697	263	34		9									4,445	.8
Total	342	21,325	68,268	41,025	51,582	20,718	11,121	2,959	390									215,930	36.8
<b>Tinged:</b>																			
3-O.M.		13	14	26	7	8													68
4-S.M.		157	451	136	74	7	15												840
5-M.		96	415	157	30	30	30												906
6-S.L.M.			77	35		20													328
7-L.M.			7																19
Total	7	343	944	354	379	66	45												2,157
<b>Yellow Stained:</b>																			
3-O.M.																			
4-S.M.																			
5-M.																			
6-S.L.M.																			
7-L.M.																			
Total																			
<b>Greys:</b>																			
3-O.M.							9												9
4-S.M.						13	13												280
5-M.		96	358	116	204	16	19												871
6-S.L.M.		13	153	22	37	15													240
Total		109	665	226	295	73	32												1,400
<b>Below Grade</b>	7	43	98	7	34	8	18												215
<b>All grades</b>	479	43,924	135,270	100,667	150,479	76,813	51,349	11,410	3,011	137	23	9							587,571
<b>All grades</b>	0.1	7.5	23.0	17.1	27.0	13.1	9.2	2.5	0.5										100.0

Percentage rough preparation... 1.8  
 Grade index... 93.1  
 Average staple length... 29.5

As reported by the Bureau of the Census, running bales, linters excluded.  
 Less than 0.05 percent.

Table 25.--Grade and staple length of upland cotton ginned in South Carolina, 1949-50

Grade	13/16 inch shorter		7/8 inch		29/32 inch		15/16 inch		31/32 inch		1 inch		1-1/32 inch		1-1/16 inch		1-1/8 inch		1-5/32 inch		1-3/16 inch		1-7/32 inch longer		1-1/4 inch longer		All lengths				
	Bales	Percent	Bales	Percent	Bales	Percent	Bales	Percent	Bales	Percent	Bales	Percent	Bales	Percent	Bales	Percent	Bales	Percent	Bales	Percent	Bales	Percent	Bales	Percent	Bales	Percent	Bales	Percent			
<b>White:</b>																															
1-M.F.	-	-	-	-	-	-	-	-	-	-	-	-	-	-	-	-	-	-	-	-	-	-	-	-	-	-	-	-	-		
2-S.O.M.	-	-	-	-	-	-	-	-	-	-	-	-	-	-	-	-	-	-	-	-	-	-	-	-	-	-	-	-	-		
3-O.M.	-	-	-	-	-	-	-	-	-	-	-	-	-	-	-	-	-	-	-	-	-	-	-	-	-	-	-	-	-		
4-S.M.	-	-	-	-	-	-	-	-	-	-	-	-	-	-	-	-	-	-	-	-	-	-	-	-	-	-	-	-	-		
5-M.	-	-	-	-	-	-	-	-	-	-	-	-	-	-	-	-	-	-	-	-	-	-	-	-	-	-	-	-	-		
6-S.L.M.	-	-	-	-	-	-	-	-	-	-	-	-	-	-	-	-	-	-	-	-	-	-	-	-	-	-	-	-	-	-	
7-L.M.	-	-	-	-	-	-	-	-	-	-	-	-	-	-	-	-	-	-	-	-	-	-	-	-	-	-	-	-	-	-	
8-S.O.O.	-	-	-	-	-	-	-	-	-	-	-	-	-	-	-	-	-	-	-	-	-	-	-	-	-	-	-	-	-	-	
9-O.O.	-	-	-	-	-	-	-	-	-	-	-	-	-	-	-	-	-	-	-	-	-	-	-	-	-	-	-	-	-	-	
Total	-	-	3,608	995	18,807	27,818	171,373	219,846	71,791	6,285	2,945	2,172	2,172	1,411	1,940	531,143	94.0	-	-	-	-	-	-	-	-	-	-	-	-	-	
<b>Spotteds</b>																															
1-O.M.	-	-	-	-	-	-	-	-	-	-	-	-	-	-	-	-	-	-	-	-	-	-	-	-	-	-	-	-	-	-	
2-S.M.	-	-	-	-	-	-	-	-	-	-	-	-	-	-	-	-	-	-	-	-	-	-	-	-	-	-	-	-	-	-	
3-M.	-	-	-	-	-	-	-	-	-	-	-	-	-	-	-	-	-	-	-	-	-	-	-	-	-	-	-	-	-	-	
4-S.L.M.	-	-	-	-	-	-	-	-	-	-	-	-	-	-	-	-	-	-	-	-	-	-	-	-	-	-	-	-	-	-	
5-L.M.	-	-	-	-	-	-	-	-	-	-	-	-	-	-	-	-	-	-	-	-	-	-	-	-	-	-	-	-	-	-	
6-S.O.O.	-	-	-	-	-	-	-	-	-	-	-	-	-	-	-	-	-	-	-	-	-	-	-	-	-	-	-	-	-	-	-
7-L.M.	-	-	-	-	-	-	-	-	-	-	-	-	-	-	-	-	-	-	-	-	-	-	-	-	-	-	-	-	-	-	-
Total	-	-	29	17	868	1,783	8,787	11,757	2,632	203	26	7	7	7	26,136	4.6	-	-	-	-	-	-	-	-	-	-	-	-	-	-	-
<b>Mixed:</b>																															
1-O.M.	-	-	-	-	-	-	-	-	-	-	-	-	-	-	-	-	-	-	-	-	-	-	-	-	-	-	-	-	-	-	
2-S.M.	-	-	-	-	-	-	-	-	-	-	-	-	-	-	-	-	-	-	-	-	-	-	-	-	-	-	-	-	-	-	
3-M.	-	-	-	-	-	-	-	-	-	-	-	-	-	-	-	-	-	-	-	-	-	-	-	-	-	-	-	-	-	-	
4-S.L.M.	-	-	-	-	-	-	-	-	-	-	-	-	-	-	-	-	-	-	-	-	-	-	-	-	-	-	-	-	-	-	-
5-L.M.	-	-	-	-	-	-	-	-	-	-	-	-	-	-	-	-	-	-	-	-	-	-	-	-	-	-	-	-	-	-	-
6-S.O.O.	-	-	-	-	-	-	-	-	-	-	-	-	-	-	-	-	-	-	-	-	-	-	-	-	-	-	-	-	-	-	-
7-L.M.	-	-	-	-	-	-	-	-	-	-	-	-	-	-	-	-	-	-	-	-	-	-	-	-	-	-	-	-	-	-	-
Total	-	-	-	-	-	-	-	-	-	-	-	-	-	-	-	-	-	-	-	-	-	-	-	-	-	-	-	-	-	-	-
<b>Gray:</b>																															
1-O.M.	-	-	-	-	-	-	-	-	-	-	-	-	-	-	-	-	-	-	-	-	-	-	-	-	-	-	-	-	-	-	
2-S.M.	-	-	-	-	-	-	-	-	-	-	-	-	-	-	-	-	-	-	-	-	-	-	-	-	-	-	-	-	-	-	-
3-M.	-	-	-	-	-	-	-	-	-	-	-	-	-	-	-	-	-	-	-	-	-	-	-	-	-	-	-	-	-	-	-
4-S.L.M.	-	-	-	-	-	-	-	-	-	-	-	-	-	-	-	-	-	-	-	-	-	-	-	-	-	-	-	-	-	-	-
5-L.M.	-	-	-	-	-	-	-	-	-	-	-	-	-	-	-	-	-	-	-	-	-	-	-	-	-	-	-	-	-	-	-
6-S.O.O.	-	-	-	-	-	-	-	-	-	-	-	-	-	-	-	-	-	-	-	-	-	-	-	-	-	-	-	-	-	-	-
7-L.M.	-	-	-	-	-	-	-	-	-	-	-	-	-	-	-	-	-	-	-	-	-	-	-	-	-	-	-	-	-	-	-
Total	-	-	-	-	-	-	-	-	-	-	-	-	-	-	-	-	-	-	-	-	-	-	-	-	-	-	-	-	-	-	-
Below Grade	-	-	37	-	36	20	139	43	-	-	-	-	-	-	-	-	-	-	-	-	-	-	-	-	-	-	-	-	-	-	-
All grades	-	-	3,674	979	19,998	30,648	181,272	231,197	74,669	6,488	2,965	2,179	2,179	1,409	1,940	546,666	100.0	-	-	-	-	-	-	-	-	-	-	-	-	-	-
All grades	-	-	0.6	0.2	3.5	5.4	32.6	11.5	13.2	1.1	0.5	0.4	0.4	0.3	0.3	100.0	-	-	-	-	-	-	-	-	-	-	-	-	-	-	-

1/ As reported by the Bureau of the Census, running bales, linters excluded.  
 2/ Less than 0.05 percent.  
 Percentage rough preparation . . . . . 4.9  
 Grade index . . . . . 96.1  
 Average staple length . . . . . 32.7

Table 26.—Grade and staple length of upland cotton ginned in Tennessee, 1949-50

Grade	11 1/16 inch and shorter		7/8 inch		29/32 inch		15/16 inch		31/32 inch		1 inch		1-1/8 inches		1-3/16 inches		1-5/16 inches		1-7/16 inches		1-1/4 inches and longer		All lengths	
	Bales	Weight	Bales	Weight	Bales	Weight	Bales	Weight	Bales	Weight	Bales	Weight	Bales	Weight	Bales	Weight	Bales	Weight	Bales	Weight	Bales	Weight		Bales
<b>Whites:</b>																								
1-M.F.	-	-	-	-	-	-	-	-	-	-	-	-	-	-	-	-	-	-	-	-	-	-	-	-
2-S.O.M.	-	-	-	-	-	-	-	-	-	-	-	-	-	-	-	-	-	-	-	-	-	-	-	-
3-G.M.	-	-	-	-	-	-	-	-	-	-	-	-	-	-	-	-	-	-	-	-	-	-	-	-
4-S.M.	114	177	108	312	1,011	6,183	11	11	1,011	6,183	11	11	1,011	6,183	11	11	1,011	6,183	11	11	1,011	6,183	22	
5-M.	205	2,354	2,570	5,515	2,759	9,356	40,107	135,556	17,744	17,744	17,744	17,744	17,744	17,744	17,744	17,744	17,744	17,744	17,744	17,744	17,744	17,744	17,744	
6-S.L.M.	33	1,191	1,602	7,871	20,100	84,179	119,895	17,527	17,527	17,527	17,527	17,527	17,527	17,527	17,527	17,527	17,527	17,527	17,527	17,527	17,527	17,527	17,527	
7-L.M.	-	127	119	1,781	10,323	14,159	11,074	1,208	1,208	1,208	1,208	1,208	1,208	1,208	1,208	1,208	1,208	1,208	1,208	1,208	1,208	1,208	1,208	
8-S.O.O.	-	-	12	719	5,280	3,179	622	-	-	-	-	-	-	-	-	-	-	-	-	-	-	-	-	
9-G.O.	-	-	-	25	128	-	-	-	-	-	-	-	-	-	-	-	-	-	-	-	-	-	-	
<b>Total.</b>	370	4,822	4,771	15,721	11,785	45,847	113,820	283,651	30,075	790	-	-	-	-	-	-	-	-	-	-	-	-	89.3	
<b>Spotted:</b>																								
3-O.M.	-	-	21	22	-	16	12	83	-	-	-	-	-	-	-	-	-	-	-	-	-	-	-	
4-S.M.	-	11	163	1,063	809	1,063	5,354	7,177	589	19	-	-	-	-	-	-	-	-	-	-	-	-	20.4	
5-M.	-	161	207	1,075	2,056	6,815	12,043	7,053	270	8	-	-	-	-	-	-	-	-	-	-	-	-	2.9	
6-S.L.M.	-	80	62	1,107	1,165	4,221	4,170	921	25	13	-	-	-	-	-	-	-	-	-	-	-	-	5.0	
7-L.M.	-	84	13	315	610	1,456	2,150	109	-	-	-	-	-	-	-	-	-	-	-	-	-	-	1.9	
<b>Total.</b>	-	626	766	4,604	5,080	14,502	23,999	15,053	903	21	-	-	-	-	-	-	-	-	-	-	-	-	10.6	
<b>Tinged:</b>																								
3-O.M.	-	-	9	92	25	38	-	-	-	-	-	-	-	-	-	-	-	-	-	-	-	-	-	
4-S.M.	-	-	-	102	111	213	113	37	-	-	-	-	-	-	-	-	-	-	-	-	-	-	-	
5-M.	-	4	-	88	195	872	125	12	-	-	-	-	-	-	-	-	-	-	-	-	-	-	-	
6-S.L.M.	-	-	-	50	25	100	36	-	-	-	-	-	-	-	-	-	-	-	-	-	-	-	-	
<b>Total.</b>	4	9	9	332	356	1,404	301	61	-	-	-	-	-	-	-	-	-	-	-	-	-	-	4.1	
<b>Greys:</b>																								
3-O.M.	-	-	18	39	17	22	8	20	-	-	-	-	-	-	-	-	-	-	-	-	-	-	-	
4-S.M.	-	20	18	69	16	412	588	353	8	-	-	-	-	-	-	-	-	-	-	-	-	-	-	
5-M.	-	27	-	116	161	688	1,232	682	33	9	-	-	-	-	-	-	-	-	-	-	-	-	-	
6-S.L.M.	-	-	-	-	-	9	-	-	-	-	-	-	-	-	-	-	-	-	-	-	-	-	-	
<b>Total.</b>	47	18	18	224	223	1,271	1,768	1,055	11	9	-	-	-	-	-	-	-	-	-	-	-	-	7.7	
<b>Below Grade</b>	-	-	-	24	-	10	-	-	-	-	-	-	-	-	-	-	-	-	-	-	-	-	3.4	
<b>All grades.</b>	370	4,899	5,544	20,905	17,302	63,034	169,818	300,620	39,017	828	-	-	-	-	-	-	-	-	-	-	-	-	100.0	
<b>All grades.</b>	0.1	0.8	0.9	3.4	2.8	10.1	27.3	18.2	6.3	0.1	-	-	-	-	-	-	-	-	-	-	-	-	100.0	

1/ As reported by the Bureau of the Census, running bales, linters excluded.  
 2/ Less than 0.05 percent.  
 3/ Percentage rough preparation. . . . . 2.7  
 Grade index . . . . . 94.8  
 Average staple length . . . . . 33.3

Table 27.--Grade and staple length of upland cotton ginned in Texas, 1940-60

Grade	15/16		7/8		29/32		16/16		51/32		1		1-1/32		1-1/16		1-3/32		1-5/16		1-7/32		1-1/4		All lengths		
	Bales	Percent	Bales	Percent	Bales	Percent	Bales	Percent	Bales	Percent	Bales	Percent	Bales	Percent	Bales	Percent	Bales	Percent	Bales	Percent	Bales	Percent	Bales	Percent			
<b>White:</b>																											
1-M.F.	-	-	-	-	-	-	-	-	-	-	-	-	-	-	-	-	-	-	-	-	-	-	-	-	-	-	
2-S.O.M.	-	-	-	-	-	-	-	-	-	-	-	-	-	-	-	-	-	-	-	-	-	-	-	-	-	-	
3-O.M.	-	-	-	-	-	-	-	-	-	-	-	-	-	-	-	-	-	-	-	-	-	-	-	-	-	-	
4-S.M.	-	-	-	-	-	-	-	-	-	-	-	-	-	-	-	-	-	-	-	-	-	-	-	-	-	-	
5-M.	-	-	-	-	-	-	-	-	-	-	-	-	-	-	-	-	-	-	-	-	-	-	-	-	-	-	
6-S.L.M.	-	-	-	-	-	-	-	-	-	-	-	-	-	-	-	-	-	-	-	-	-	-	-	-	-	-	
7-L.M.	-	-	-	-	-	-	-	-	-	-	-	-	-	-	-	-	-	-	-	-	-	-	-	-	-	-	
8-C.O.	-	-	-	-	-	-	-	-	-	-	-	-	-	-	-	-	-	-	-	-	-	-	-	-	-	-	
9-G.O.	-	-	-	-	-	-	-	-	-	-	-	-	-	-	-	-	-	-	-	-	-	-	-	-	-	-	
<b>Total</b>	36	702	13	2,368	121	2,928	3,390	15,178	41,296	56,323	13,377	22,087	17,568	6,479	180,903	8.1											
<b>Spotted:</b>																											
3-O.M.	32	898	5,658	5,884	9,065	5,146	1,080	461	1,329	2,866	787	449	268	35	4	31,408	.5										
5-M.	274	27,207	140,273	115,915	103,316	40,130	16,637	6,706	4,294	5,663	1,979	1,103	663	81	5	464,164	7.9										
6-S.L.M.	1,337	200,390	378,691	146,118	90,466	22,865	10,770	6,011	2,113	1,425	513	127	14	3	845,646	14.4											
7-L.M.	683	17,437	9,787	1,900	2,654	562	718	174	36	10	6	15	6	1	319,253	5.4											
<b>Total</b>	5,813	372,281	689,918	302,637	212,691	72,920	32,167	13,318	8,316	10,063	3,514	1,960	1,064	130	12	1,694,626	28.9										
<b>Tinged:</b>																											
3-O.M.	-	-	-	-	-	-	-	-	-	-	-	-	-	-	-	-	-	-	-	-	-	-	-	-	-	-	-
5-M.	-	-	-	-	-	-	-	-	-	-	-	-	-	-	-	-	-	-	-	-	-	-	-	-	-	-	
7-L.M.	-	-	-	-	-	-	-	-	-	-	-	-	-	-	-	-	-	-	-	-	-	-	-	-	-	-	
<b>Total</b>	25	84	-	-	-	-	-	-	-	-	-	-	-	-	-	-	-	-	-	-	-	-	-	-	-	-	
<b>Yellow Stained:</b>																											
3-O.M.	-	-	-	-	-	-	-	-	-	-	-	-	-	-	-	-	-	-	-	-	-	-	-	-	-	-	
5-M.	-	-	-	-	-	-	-	-	-	-	-	-	-	-	-	-	-	-	-	-	-	-	-	-	-	-	
7-L.M.	-	-	-	-	-	-	-	-	-	-	-	-	-	-	-	-	-	-	-	-	-	-	-	-	-	-	
<b>Total</b>	25	84	-	-	-	-	-	-	-	-	-	-	-	-	-	-	-	-	-	-	-	-	-	-	-	-	
<b>Gray:</b>																											
3-O.M.	-	-	-	-	-	-	-	-	-	-	-	-	-	-	-	-	-	-	-	-	-	-	-	-	-	-	
5-M.	-	-	-	-	-	-	-	-	-	-	-	-	-	-	-	-	-	-	-	-	-	-	-	-	-	-	
7-L.M.	-	-	-	-	-	-	-	-	-	-	-	-	-	-	-	-	-	-	-	-	-	-	-	-	-	-	
<b>Total</b>	10	57	209	600	254	84	-	-	4	6	3	-	-	-	-	-	-	-	-	-	-	-	-	-	-	-	
<b>Below Grade:</b>	240	885	1,751	221	466	28	25	-	1	2	3	-	-	-	-	-	-	-	-	-	-	-	-	-	-	-	
<b>All Grades</b>	7,763	965,804	1,227,004	954,798	1,189,620	627,968	468,972	390,472	240,737	74,074	60,999	16,674	23,831	17,824	6,893	6,989,018	100.0										
<b>All grades</b>	0.1	9.5	20.9	16.3	20.3	10.7	8.0	6.7	4.1	1.3	1.0	0.3	0.4	0.3	0.1	100.0											

1/ As reported by the Bureau of the Census, running bales, linters excluded.  
 2 Less than 0.05 percent.  
 Percentage rough preparation . . . . . 1.3  
 Grade index . . . . . 93.8  
 Average staple length . . . . . 29.9

Table 28.—Grade and staple length of upland cotton ginned in Virginia, 1949-50

Grade	11 1/16 inch		7/8		29/32		15/16		51/32		1		1-1/32		1-1/16		1-1/8		1-5/32		1-3/16		1-7/32		1-1/4		All lengths																																																																																																																																																																																																																																																																																																																																																																																																																																																																																																																																																																																																															
	Sales	Percent	Sales	Percent	Sales	Percent	Sales	Percent	Sales	Percent	Sales	Percent	Sales	Percent	Sales	Percent	Sales	Percent	Sales	Percent	Sales	Percent	Sales	Percent	Sales	Percent	Sales	Percent																																																																																																																																																																																																																																																																																																																																																																																																																																																																																																																																																																																																														
White:																														1-M.P.	-	-	-	-	-	-	-	-	-	-	-	-	-	-	-	-	-	-	-	-	-	-	-	-	-	-	-	-	-	2-3.0.M.	-	-	-	-	-	-	-	-	-	-	-	-	-	-	-	-	-	-	-	-	-	-	-	-	-	-	-	-	-	3-0.M.	-	-	-	-	-	-	-	-	-	-	-	-	-	-	-	-	-	-	-	-	-	-	-	-	-	-	-	-	-	4-3.M.	-	-	-	-	-	-	-	-	-	-	-	-	-	-	-	-	-	-	-	-	-	-	-	-	-	-	-	-	-	5-M.	-	-	-	-	-	-	-	-	11	300	-	-	-	-	-	-	-	-	-	-	-	-	-	-	-	-	399	2.3	6-3.1.M.	-	-	-	-	-	-	-	147	7,199	3,095	245	-	-	-	-	-	-	-	-	-	-	-	-	-	-	-	10,976	61.8	7-1.M.	-	-	-	-	-	-	-	295	4,266	1,085	97	-	-	-	-	-	-	-	-	-	-	-	-	-	-	-	5,662	32.1	8-3.0.0.	-	-	-	-	-	-	-	25	37	11	-	-	-	-	-	-	-	-	-	-	-	-	-	-	-	-	73	.4	9-0.0.	-	-	-	-	-	-	-	-	-	-	-	-	-	-	-	-	-	-	-	-	-	-	-	-	-	-	-	-	-	Total	-	-	-	-	-	-	-	798	11,802	4,198	342	11	-	-	-	-	-	-	-	-	-	-	-	-	-	-	17,130	96.6	Spotted:																														1-0.M.	-	-	-	-	-	-	-	-	-	-	-	-	-	-	-	-	-	-	-	-	-	-	-	-	-	-	-	-	-	1-2.M.	-	-	-	-	-	-	-	-	25	3	-	-	-	-	-	-	-	-	-	-	-	-	-	-	-	-	-	28	.2	5-M.	-	-	-	-	-	-	-	7	375	98	-	-	-	-	-	-	-	-	-	-	-	-	-	-	-	-	480	2.7	6-3.1.M.	-	-	-	-	-	-	-	-	33	25	-	-	-	-	-	-	-	-	-	-	-	-	-	-	-	-	58	.3	7-1.M.	-	-	-	-	-	-	-	-	11	-	-	-	-	-	-	-	-	-	-	-	-	-	-	-	-	-	11	.1	Total	-	-	-	-	-	-	-	7	444	126	-	-	-	-	-	-	-	-	-	-	-	-	-	-	-	-	577	3.3	Below Grade	-	-	-	-	-	-	-	14	6	-	-	-	-	-	-	-	-	-	-	-	-	-	-	-	-	-	20	.1	All grades	-	-	-	-	-	-	-	14	745	12,252	4,244	11	-	-	-	-	-	-	-	-	-	-	-	-	-	-	17,727	100.0	All grades	-	-	-	-	-	-	-	0.1	0.2	69.1	24.4	0.1	1.9	0.1	-	-	-	-	-	-	-	-	-	-	-	-	100.0	-	-
1-M.P.	-	-	-	-	-	-	-	-	-	-	-	-	-	-	-	-	-	-	-	-	-	-	-	-	-	-	-	-	-	2-3.0.M.	-	-	-	-	-	-	-	-	-	-	-	-	-	-	-	-	-	-	-	-	-	-	-	-	-	-	-	-	-	3-0.M.	-	-	-	-	-	-	-	-	-	-	-	-	-	-	-	-	-	-	-	-	-	-	-	-	-	-	-	-	-	4-3.M.	-	-	-	-	-	-	-	-	-	-	-	-	-	-	-	-	-	-	-	-	-	-	-	-	-	-	-	-	-	5-M.	-	-	-	-	-	-	-	-	11	300	-	-	-	-	-	-	-	-	-	-	-	-	-	-	-	-	399	2.3	6-3.1.M.	-	-	-	-	-	-	-	147	7,199	3,095	245	-	-	-	-	-	-	-	-	-	-	-	-	-	-	-	10,976	61.8	7-1.M.	-	-	-	-	-	-	-	295	4,266	1,085	97	-	-	-	-	-	-	-	-	-	-	-	-	-	-	-	5,662	32.1	8-3.0.0.	-	-	-	-	-	-	-	25	37	11	-	-	-	-	-	-	-	-	-	-	-	-	-	-	-	-	73	.4	9-0.0.	-	-	-	-	-	-	-	-	-	-	-	-	-	-	-	-	-	-	-	-	-	-	-	-	-	-	-	-	-	Total	-	-	-	-	-	-	-	798	11,802	4,198	342	11	-	-	-	-	-	-	-	-	-	-	-	-	-	-	17,130	96.6	Spotted:																														1-0.M.	-	-	-	-	-	-	-	-	-	-	-	-	-	-	-	-	-	-	-	-	-	-	-	-	-	-	-	-	-	1-2.M.	-	-	-	-	-	-	-	-	25	3	-	-	-	-	-	-	-	-	-	-	-	-	-	-	-	-	-	28	.2	5-M.	-	-	-	-	-	-	-	7	375	98	-	-	-	-	-	-	-	-	-	-	-	-	-	-	-	-	480	2.7	6-3.1.M.	-	-	-	-	-	-	-	-	33	25	-	-	-	-	-	-	-	-	-	-	-	-	-	-	-	-	58	.3	7-1.M.	-	-	-	-	-	-	-	-	11	-	-	-	-	-	-	-	-	-	-	-	-	-	-	-	-	-	11	.1	Total	-	-	-	-	-	-	-	7	444	126	-	-	-	-	-	-	-	-	-	-	-	-	-	-	-	-	577	3.3	Below Grade	-	-	-	-	-	-	-	14	6	-	-	-	-	-	-	-	-	-	-	-	-	-	-	-	-	-	20	.1	All grades	-	-	-	-	-	-	-	14	745	12,252	4,244	11	-	-	-	-	-	-	-	-	-	-	-	-	-	-	17,727	100.0	All grades	-	-	-	-	-	-	-	0.1	0.2	69.1	24.4	0.1	1.9	0.1	-	-	-	-	-	-	-	-	-	-	-	-	100.0	-	-																														
2-3.0.M.	-	-	-	-	-	-	-	-	-	-	-	-	-	-	-	-	-	-	-	-	-	-	-	-	-	-	-	-	-	3-0.M.	-	-	-	-	-	-	-	-	-	-	-	-	-	-	-	-	-	-	-	-	-	-	-	-	-	-	-	-	-	4-3.M.	-	-	-	-	-	-	-	-	-	-	-	-	-	-	-	-	-	-	-	-	-	-	-	-	-	-	-	-	-	5-M.	-	-	-	-	-	-	-	-	11	300	-	-	-	-	-	-	-	-	-	-	-	-	-	-	-	-	399	2.3	6-3.1.M.	-	-	-	-	-	-	-	147	7,199	3,095	245	-	-	-	-	-	-	-	-	-	-	-	-	-	-	-	10,976	61.8	7-1.M.	-	-	-	-	-	-	-	295	4,266	1,085	97	-	-	-	-	-	-	-	-	-	-	-	-	-	-	-	5,662	32.1	8-3.0.0.	-	-	-	-	-	-	-	25	37	11	-	-	-	-	-	-	-	-	-	-	-	-	-	-	-	-	73	.4	9-0.0.	-	-	-	-	-	-	-	-	-	-	-	-	-	-	-	-	-	-	-	-	-	-	-	-	-	-	-	-	-	Total	-	-	-	-	-	-	-	798	11,802	4,198	342	11	-	-	-	-	-	-	-	-	-	-	-	-	-	-	17,130	96.6	Spotted:																														1-0.M.	-	-	-	-	-	-	-	-	-	-	-	-	-	-	-	-	-	-	-	-	-	-	-	-	-	-	-	-	-	1-2.M.	-	-	-	-	-	-	-	-	25	3	-	-	-	-	-	-	-	-	-	-	-	-	-	-	-	-	-	28	.2	5-M.	-	-	-	-	-	-	-	7	375	98	-	-	-	-	-	-	-	-	-	-	-	-	-	-	-	-	480	2.7	6-3.1.M.	-	-	-	-	-	-	-	-	33	25	-	-	-	-	-	-	-	-	-	-	-	-	-	-	-	-	58	.3	7-1.M.	-	-	-	-	-	-	-	-	11	-	-	-	-	-	-	-	-	-	-	-	-	-	-	-	-	-	11	.1	Total	-	-	-	-	-	-	-	7	444	126	-	-	-	-	-	-	-	-	-	-	-	-	-	-	-	-	577	3.3	Below Grade	-	-	-	-	-	-	-	14	6	-	-	-	-	-	-	-	-	-	-	-	-	-	-	-	-	-	20	.1	All grades	-	-	-	-	-	-	-	14	745	12,252	4,244	11	-	-	-	-	-	-	-	-	-	-	-	-	-	-	17,727	100.0	All grades	-	-	-	-	-	-	-	0.1	0.2	69.1	24.4	0.1	1.9	0.1	-	-	-	-	-	-	-	-	-	-	-	-	100.0	-	-																																																												
3-0.M.	-	-	-	-	-	-	-	-	-	-	-	-	-	-	-	-	-	-	-	-	-	-	-	-	-	-	-	-	-	4-3.M.	-	-	-	-	-	-	-	-	-	-	-	-	-	-	-	-	-	-	-	-	-	-	-	-	-	-	-	-	-	5-M.	-	-	-	-	-	-	-	-	11	300	-	-	-	-	-	-	-	-	-	-	-	-	-	-	-	-	399	2.3	6-3.1.M.	-	-	-	-	-	-	-	147	7,199	3,095	245	-	-	-	-	-	-	-	-	-	-	-	-	-	-	-	10,976	61.8	7-1.M.	-	-	-	-	-	-	-	295	4,266	1,085	97	-	-	-	-	-	-	-	-	-	-	-	-	-	-	-	5,662	32.1	8-3.0.0.	-	-	-	-	-	-	-	25	37	11	-	-	-	-	-	-	-	-	-	-	-	-	-	-	-	-	73	.4	9-0.0.	-	-	-	-	-	-	-	-	-	-	-	-	-	-	-	-	-	-	-	-	-	-	-	-	-	-	-	-	-	Total	-	-	-	-	-	-	-	798	11,802	4,198	342	11	-	-	-	-	-	-	-	-	-	-	-	-	-	-	17,130	96.6	Spotted:																														1-0.M.	-	-	-	-	-	-	-	-	-	-	-	-	-	-	-	-	-	-	-	-	-	-	-	-	-	-	-	-	-	1-2.M.	-	-	-	-	-	-	-	-	25	3	-	-	-	-	-	-	-	-	-	-	-	-	-	-	-	-	-	28	.2	5-M.	-	-	-	-	-	-	-	7	375	98	-	-	-	-	-	-	-	-	-	-	-	-	-	-	-	-	480	2.7	6-3.1.M.	-	-	-	-	-	-	-	-	33	25	-	-	-	-	-	-	-	-	-	-	-	-	-	-	-	-	58	.3	7-1.M.	-	-	-	-	-	-	-	-	11	-	-	-	-	-	-	-	-	-	-	-	-	-	-	-	-	-	11	.1	Total	-	-	-	-	-	-	-	7	444	126	-	-	-	-	-	-	-	-	-	-	-	-	-	-	-	-	577	3.3	Below Grade	-	-	-	-	-	-	-	14	6	-	-	-	-	-	-	-	-	-	-	-	-	-	-	-	-	-	20	.1	All grades	-	-	-	-	-	-	-	14	745	12,252	4,244	11	-	-	-	-	-	-	-	-	-	-	-	-	-	-	17,727	100.0	All grades	-	-	-	-	-	-	-	0.1	0.2	69.1	24.4	0.1	1.9	0.1	-	-	-	-	-	-	-	-	-	-	-	-	100.0	-	-																																																																																										
4-3.M.	-	-	-	-	-	-	-	-	-	-	-	-	-	-	-	-	-	-	-	-	-	-	-	-	-	-	-	-	-	5-M.	-	-	-	-	-	-	-	-	11	300	-	-	-	-	-	-	-	-	-	-	-	-	-	-	-	-	399	2.3	6-3.1.M.	-	-	-	-	-	-	-	147	7,199	3,095	245	-	-	-	-	-	-	-	-	-	-	-	-	-	-	-	10,976	61.8	7-1.M.	-	-	-	-	-	-	-	295	4,266	1,085	97	-	-	-	-	-	-	-	-	-	-	-	-	-	-	-	5,662	32.1	8-3.0.0.	-	-	-	-	-	-	-	25	37	11	-	-	-	-	-	-	-	-	-	-	-	-	-	-	-	-	73	.4	9-0.0.	-	-	-	-	-	-	-	-	-	-	-	-	-	-	-	-	-	-	-	-	-	-	-	-	-	-	-	-	-	Total	-	-	-	-	-	-	-	798	11,802	4,198	342	11	-	-	-	-	-	-	-	-	-	-	-	-	-	-	17,130	96.6	Spotted:																														1-0.M.	-	-	-	-	-	-	-	-	-	-	-	-	-	-	-	-	-	-	-	-	-	-	-	-	-	-	-	-	-	1-2.M.	-	-	-	-	-	-	-	-	25	3	-	-	-	-	-	-	-	-	-	-	-	-	-	-	-	-	-	28	.2	5-M.	-	-	-	-	-	-	-	7	375	98	-	-	-	-	-	-	-	-	-	-	-	-	-	-	-	-	480	2.7	6-3.1.M.	-	-	-	-	-	-	-	-	33	25	-	-	-	-	-	-	-	-	-	-	-	-	-	-	-	-	58	.3	7-1.M.	-	-	-	-	-	-	-	-	11	-	-	-	-	-	-	-	-	-	-	-	-	-	-	-	-	-	11	.1	Total	-	-	-	-	-	-	-	7	444	126	-	-	-	-	-	-	-	-	-	-	-	-	-	-	-	-	577	3.3	Below Grade	-	-	-	-	-	-	-	14	6	-	-	-	-	-	-	-	-	-	-	-	-	-	-	-	-	-	20	.1	All grades	-	-	-	-	-	-	-	14	745	12,252	4,244	11	-	-	-	-	-	-	-	-	-	-	-	-	-	-	17,727	100.0	All grades	-	-	-	-	-	-	-	0.1	0.2	69.1	24.4	0.1	1.9	0.1	-	-	-	-	-	-	-	-	-	-	-	-	100.0	-	-																																																																																																																								
5-M.	-	-	-	-	-	-	-	-	11	300	-	-	-	-	-	-	-	-	-	-	-	-	-	-	-	-	399	2.3	6-3.1.M.	-	-	-	-	-	-	-	147	7,199	3,095	245	-	-	-	-	-	-	-	-	-	-	-	-	-	-	-	10,976	61.8	7-1.M.	-	-	-	-	-	-	-	295	4,266	1,085	97	-	-	-	-	-	-	-	-	-	-	-	-	-	-	-	5,662	32.1	8-3.0.0.	-	-	-	-	-	-	-	25	37	11	-	-	-	-	-	-	-	-	-	-	-	-	-	-	-	-	73	.4	9-0.0.	-	-	-	-	-	-	-	-	-	-	-	-	-	-	-	-	-	-	-	-	-	-	-	-	-	-	-	-	-	Total	-	-	-	-	-	-	-	798	11,802	4,198	342	11	-	-	-	-	-	-	-	-	-	-	-	-	-	-	17,130	96.6	Spotted:																														1-0.M.	-	-	-	-	-	-	-	-	-	-	-	-	-	-	-	-	-	-	-	-	-	-	-	-	-	-	-	-	-	1-2.M.	-	-	-	-	-	-	-	-	25	3	-	-	-	-	-	-	-	-	-	-	-	-	-	-	-	-	-	28	.2	5-M.	-	-	-	-	-	-	-	7	375	98	-	-	-	-	-	-	-	-	-	-	-	-	-	-	-	-	480	2.7	6-3.1.M.	-	-	-	-	-	-	-	-	33	25	-	-	-	-	-	-	-	-	-	-	-	-	-	-	-	-	58	.3	7-1.M.	-	-	-	-	-	-	-	-	11	-	-	-	-	-	-	-	-	-	-	-	-	-	-	-	-	-	11	.1	Total	-	-	-	-	-	-	-	7	444	126	-	-	-	-	-	-	-	-	-	-	-	-	-	-	-	-	577	3.3	Below Grade	-	-	-	-	-	-	-	14	6	-	-	-	-	-	-	-	-	-	-	-	-	-	-	-	-	-	20	.1	All grades	-	-	-	-	-	-	-	14	745	12,252	4,244	11	-	-	-	-	-	-	-	-	-	-	-	-	-	-	17,727	100.0	All grades	-	-	-	-	-	-	-	0.1	0.2	69.1	24.4	0.1	1.9	0.1	-	-	-	-	-	-	-	-	-	-	-	-	100.0	-	-																																																																																																																																																						
6-3.1.M.	-	-	-	-	-	-	-	147	7,199	3,095	245	-	-	-	-	-	-	-	-	-	-	-	-	-	-	-	10,976	61.8	7-1.M.	-	-	-	-	-	-	-	295	4,266	1,085	97	-	-	-	-	-	-	-	-	-	-	-	-	-	-	-	5,662	32.1	8-3.0.0.	-	-	-	-	-	-	-	25	37	11	-	-	-	-	-	-	-	-	-	-	-	-	-	-	-	-	73	.4	9-0.0.	-	-	-	-	-	-	-	-	-	-	-	-	-	-	-	-	-	-	-	-	-	-	-	-	-	-	-	-	-	Total	-	-	-	-	-	-	-	798	11,802	4,198	342	11	-	-	-	-	-	-	-	-	-	-	-	-	-	-	17,130	96.6	Spotted:																														1-0.M.	-	-	-	-	-	-	-	-	-	-	-	-	-	-	-	-	-	-	-	-	-	-	-	-	-	-	-	-	-	1-2.M.	-	-	-	-	-	-	-	-	25	3	-	-	-	-	-	-	-	-	-	-	-	-	-	-	-	-	-	28	.2	5-M.	-	-	-	-	-	-	-	7	375	98	-	-	-	-	-	-	-	-	-	-	-	-	-	-	-	-	480	2.7	6-3.1.M.	-	-	-	-	-	-	-	-	33	25	-	-	-	-	-	-	-	-	-	-	-	-	-	-	-	-	58	.3	7-1.M.	-	-	-	-	-	-	-	-	11	-	-	-	-	-	-	-	-	-	-	-	-	-	-	-	-	-	11	.1	Total	-	-	-	-	-	-	-	7	444	126	-	-	-	-	-	-	-	-	-	-	-	-	-	-	-	-	577	3.3	Below Grade	-	-	-	-	-	-	-	14	6	-	-	-	-	-	-	-	-	-	-	-	-	-	-	-	-	-	20	.1	All grades	-	-	-	-	-	-	-	14	745	12,252	4,244	11	-	-	-	-	-	-	-	-	-	-	-	-	-	-	17,727	100.0	All grades	-	-	-	-	-	-	-	0.1	0.2	69.1	24.4	0.1	1.9	0.1	-	-	-	-	-	-	-	-	-	-	-	-	100.0	-	-																																																																																																																																																																																			
7-1.M.	-	-	-	-	-	-	-	295	4,266	1,085	97	-	-	-	-	-	-	-	-	-	-	-	-	-	-	-	5,662	32.1	8-3.0.0.	-	-	-	-	-	-	-	25	37	11	-	-	-	-	-	-	-	-	-	-	-	-	-	-	-	-	73	.4	9-0.0.	-	-	-	-	-	-	-	-	-	-	-	-	-	-	-	-	-	-	-	-	-	-	-	-	-	-	-	-	-	Total	-	-	-	-	-	-	-	798	11,802	4,198	342	11	-	-	-	-	-	-	-	-	-	-	-	-	-	-	17,130	96.6	Spotted:																														1-0.M.	-	-	-	-	-	-	-	-	-	-	-	-	-	-	-	-	-	-	-	-	-	-	-	-	-	-	-	-	-	1-2.M.	-	-	-	-	-	-	-	-	25	3	-	-	-	-	-	-	-	-	-	-	-	-	-	-	-	-	-	28	.2	5-M.	-	-	-	-	-	-	-	7	375	98	-	-	-	-	-	-	-	-	-	-	-	-	-	-	-	-	480	2.7	6-3.1.M.	-	-	-	-	-	-	-	-	33	25	-	-	-	-	-	-	-	-	-	-	-	-	-	-	-	-	58	.3	7-1.M.	-	-	-	-	-	-	-	-	11	-	-	-	-	-	-	-	-	-	-	-	-	-	-	-	-	-	11	.1	Total	-	-	-	-	-	-	-	7	444	126	-	-	-	-	-	-	-	-	-	-	-	-	-	-	-	-	577	3.3	Below Grade	-	-	-	-	-	-	-	14	6	-	-	-	-	-	-	-	-	-	-	-	-	-	-	-	-	-	20	.1	All grades	-	-	-	-	-	-	-	14	745	12,252	4,244	11	-	-	-	-	-	-	-	-	-	-	-	-	-	-	17,727	100.0	All grades	-	-	-	-	-	-	-	0.1	0.2	69.1	24.4	0.1	1.9	0.1	-	-	-	-	-	-	-	-	-	-	-	-	100.0	-	-																																																																																																																																																																																																																
8-3.0.0.	-	-	-	-	-	-	-	25	37	11	-	-	-	-	-	-	-	-	-	-	-	-	-	-	-	-	73	.4	9-0.0.	-	-	-	-	-	-	-	-	-	-	-	-	-	-	-	-	-	-	-	-	-	-	-	-	-	-	-	-	-	Total	-	-	-	-	-	-	-	798	11,802	4,198	342	11	-	-	-	-	-	-	-	-	-	-	-	-	-	-	17,130	96.6	Spotted:																														1-0.M.	-	-	-	-	-	-	-	-	-	-	-	-	-	-	-	-	-	-	-	-	-	-	-	-	-	-	-	-	-	1-2.M.	-	-	-	-	-	-	-	-	25	3	-	-	-	-	-	-	-	-	-	-	-	-	-	-	-	-	-	28	.2	5-M.	-	-	-	-	-	-	-	7	375	98	-	-	-	-	-	-	-	-	-	-	-	-	-	-	-	-	480	2.7	6-3.1.M.	-	-	-	-	-	-	-	-	33	25	-	-	-	-	-	-	-	-	-	-	-	-	-	-	-	-	58	.3	7-1.M.	-	-	-	-	-	-	-	-	11	-	-	-	-	-	-	-	-	-	-	-	-	-	-	-	-	-	11	.1	Total	-	-	-	-	-	-	-	7	444	126	-	-	-	-	-	-	-	-	-	-	-	-	-	-	-	-	577	3.3	Below Grade	-	-	-	-	-	-	-	14	6	-	-	-	-	-	-	-	-	-	-	-	-	-	-	-	-	-	20	.1	All grades	-	-	-	-	-	-	-	14	745	12,252	4,244	11	-	-	-	-	-	-	-	-	-	-	-	-	-	-	17,727	100.0	All grades	-	-	-	-	-	-	-	0.1	0.2	69.1	24.4	0.1	1.9	0.1	-	-	-	-	-	-	-	-	-	-	-	-	100.0	-	-																																																																																																																																																																																																																																													
9-0.0.	-	-	-	-	-	-	-	-	-	-	-	-	-	-	-	-	-	-	-	-	-	-	-	-	-	-	-	-	-	Total	-	-	-	-	-	-	-	798	11,802	4,198	342	11	-	-	-	-	-	-	-	-	-	-	-	-	-	-	17,130	96.6	Spotted:																														1-0.M.	-	-	-	-	-	-	-	-	-	-	-	-	-	-	-	-	-	-	-	-	-	-	-	-	-	-	-	-	-	1-2.M.	-	-	-	-	-	-	-	-	25	3	-	-	-	-	-	-	-	-	-	-	-	-	-	-	-	-	-	28	.2	5-M.	-	-	-	-	-	-	-	7	375	98	-	-	-	-	-	-	-	-	-	-	-	-	-	-	-	-	480	2.7	6-3.1.M.	-	-	-	-	-	-	-	-	33	25	-	-	-	-	-	-	-	-	-	-	-	-	-	-	-	-	58	.3	7-1.M.	-	-	-	-	-	-	-	-	11	-	-	-	-	-	-	-	-	-	-	-	-	-	-	-	-	-	11	.1	Total	-	-	-	-	-	-	-	7	444	126	-	-	-	-	-	-	-	-	-	-	-	-	-	-	-	-	577	3.3	Below Grade	-	-	-	-	-	-	-	14	6	-	-	-	-	-	-	-	-	-	-	-	-	-	-	-	-	-	20	.1	All grades	-	-	-	-	-	-	-	14	745	12,252	4,244	11	-	-	-	-	-	-	-	-	-	-	-	-	-	-	17,727	100.0	All grades	-	-	-	-	-	-	-	0.1	0.2	69.1	24.4	0.1	1.9	0.1	-	-	-	-	-	-	-	-	-	-	-	-	100.0	-	-																																																																																																																																																																																																																																																																										
Total	-	-	-	-	-	-	-	798	11,802	4,198	342	11	-	-	-	-	-	-	-	-	-	-	-	-	-	-	17,130	96.6	Spotted:																														1-0.M.	-	-	-	-	-	-	-	-	-	-	-	-	-	-	-	-	-	-	-	-	-	-	-	-	-	-	-	-	-	1-2.M.	-	-	-	-	-	-	-	-	25	3	-	-	-	-	-	-	-	-	-	-	-	-	-	-	-	-	-	28	.2	5-M.	-	-	-	-	-	-	-	7	375	98	-	-	-	-	-	-	-	-	-	-	-	-	-	-	-	-	480	2.7	6-3.1.M.	-	-	-	-	-	-	-	-	33	25	-	-	-	-	-	-	-	-	-	-	-	-	-	-	-	-	58	.3	7-1.M.	-	-	-	-	-	-	-	-	11	-	-	-	-	-	-	-	-	-	-	-	-	-	-	-	-	-	11	.1	Total	-	-	-	-	-	-	-	7	444	126	-	-	-	-	-	-	-	-	-	-	-	-	-	-	-	-	577	3.3	Below Grade	-	-	-	-	-	-	-	14	6	-	-	-	-	-	-	-	-	-	-	-	-	-	-	-	-	-	20	.1	All grades	-	-	-	-	-	-	-	14	745	12,252	4,244	11	-	-	-	-	-	-	-	-	-	-	-	-	-	-	17,727	100.0	All grades	-	-	-	-	-	-	-	0.1	0.2	69.1	24.4	0.1	1.9	0.1	-	-	-	-	-	-	-	-	-	-	-	-	100.0	-	-																																																																																																																																																																																																																																																																																																								
Spotted:																														1-0.M.	-	-	-	-	-	-	-	-	-	-	-	-	-	-	-	-	-	-	-	-	-	-	-	-	-	-	-	-	-	1-2.M.	-	-	-	-	-	-	-	-	25	3	-	-	-	-	-	-	-	-	-	-	-	-	-	-	-	-	-	28	.2	5-M.	-	-	-	-	-	-	-	7	375	98	-	-	-	-	-	-	-	-	-	-	-	-	-	-	-	-	480	2.7	6-3.1.M.	-	-	-	-	-	-	-	-	33	25	-	-	-	-	-	-	-	-	-	-	-	-	-	-	-	-	58	.3	7-1.M.	-	-	-	-	-	-	-	-	11	-	-	-	-	-	-	-	-	-	-	-	-	-	-	-	-	-	11	.1	Total	-	-	-	-	-	-	-	7	444	126	-	-	-	-	-	-	-	-	-	-	-	-	-	-	-	-	577	3.3	Below Grade	-	-	-	-	-	-	-	14	6	-	-	-	-	-	-	-	-	-	-	-	-	-	-	-	-	-	20	.1	All grades	-	-	-	-	-	-	-	14	745	12,252	4,244	11	-	-	-	-	-	-	-	-	-	-	-	-	-	-	17,727	100.0	All grades	-	-	-	-	-	-	-	0.1	0.2	69.1	24.4	0.1	1.9	0.1	-	-	-	-	-	-	-	-	-	-	-	-	100.0	-	-																																																																																																																																																																																																																																																																																																																																					
1-0.M.	-	-	-	-	-	-	-	-	-	-	-	-	-	-	-	-	-	-	-	-	-	-	-	-	-	-	-	-	-	1-2.M.	-	-	-	-	-	-	-	-	25	3	-	-	-	-	-	-	-	-	-	-	-	-	-	-	-	-	-	28	.2	5-M.	-	-	-	-	-	-	-	7	375	98	-	-	-	-	-	-	-	-	-	-	-	-	-	-	-	-	480	2.7	6-3.1.M.	-	-	-	-	-	-	-	-	33	25	-	-	-	-	-	-	-	-	-	-	-	-	-	-	-	-	58	.3	7-1.M.	-	-	-	-	-	-	-	-	11	-	-	-	-	-	-	-	-	-	-	-	-	-	-	-	-	-	11	.1	Total	-	-	-	-	-	-	-	7	444	126	-	-	-	-	-	-	-	-	-	-	-	-	-	-	-	-	577	3.3	Below Grade	-	-	-	-	-	-	-	14	6	-	-	-	-	-	-	-	-	-	-	-	-	-	-	-	-	-	20	.1	All grades	-	-	-	-	-	-	-	14	745	12,252	4,244	11	-	-	-	-	-	-	-	-	-	-	-	-	-	-	17,727	100.0	All grades	-	-	-	-	-	-	-	0.1	0.2	69.1	24.4	0.1	1.9	0.1	-	-	-	-	-	-	-	-	-	-	-	-	100.0	-	-																																																																																																																																																																																																																																																																																																																																																																			
1-2.M.	-	-	-	-	-	-	-	-	25	3	-	-	-	-	-	-	-	-	-	-	-	-	-	-	-	-	-	28	.2	5-M.	-	-	-	-	-	-	-	7	375	98	-	-	-	-	-	-	-	-	-	-	-	-	-	-	-	-	480	2.7	6-3.1.M.	-	-	-	-	-	-	-	-	33	25	-	-	-	-	-	-	-	-	-	-	-	-	-	-	-	-	58	.3	7-1.M.	-	-	-	-	-	-	-	-	11	-	-	-	-	-	-	-	-	-	-	-	-	-	-	-	-	-	11	.1	Total	-	-	-	-	-	-	-	7	444	126	-	-	-	-	-	-	-	-	-	-	-	-	-	-	-	-	577	3.3	Below Grade	-	-	-	-	-	-	-	14	6	-	-	-	-	-	-	-	-	-	-	-	-	-	-	-	-	-	20	.1	All grades	-	-	-	-	-	-	-	14	745	12,252	4,244	11	-	-	-	-	-	-	-	-	-	-	-	-	-	-	17,727	100.0	All grades	-	-	-	-	-	-	-	0.1	0.2	69.1	24.4	0.1	1.9	0.1	-	-	-	-	-	-	-	-	-	-	-	-	100.0	-	-																																																																																																																																																																																																																																																																																																																																																																																																	
5-M.	-	-	-	-	-	-	-	7	375	98	-	-	-	-	-	-	-	-	-	-	-	-	-	-	-	-	480	2.7	6-3.1.M.	-	-	-	-	-	-	-	-	33	25	-	-	-	-	-	-	-	-	-	-	-	-	-	-	-	-	58	.3	7-1.M.	-	-	-	-	-	-	-	-	11	-	-	-	-	-	-	-	-	-	-	-	-	-	-	-	-	-	11	.1	Total	-	-	-	-	-	-	-	7	444	126	-	-	-	-	-	-	-	-	-	-	-	-	-	-	-	-	577	3.3	Below Grade	-	-	-	-	-	-	-	14	6	-	-	-	-	-	-	-	-	-	-	-	-	-	-	-	-	-	20	.1	All grades	-	-	-	-	-	-	-	14	745	12,252	4,244	11	-	-	-	-	-	-	-	-	-	-	-	-	-	-	17,727	100.0	All grades	-	-	-	-	-	-	-	0.1	0.2	69.1	24.4	0.1	1.9	0.1	-	-	-	-	-	-	-	-	-	-	-	-	100.0	-	-																																																																																																																																																																																																																																																																																																																																																																																																																															
6-3.1.M.	-	-	-	-	-	-	-	-	33	25	-	-	-	-	-	-	-	-	-	-	-	-	-	-	-	-	58	.3	7-1.M.	-	-	-	-	-	-	-	-	11	-	-	-	-	-	-	-	-	-	-	-	-	-	-	-	-	-	11	.1	Total	-	-	-	-	-	-	-	7	444	126	-	-	-	-	-	-	-	-	-	-	-	-	-	-	-	-	577	3.3	Below Grade	-	-	-	-	-	-	-	14	6	-	-	-	-	-	-	-	-	-	-	-	-	-	-	-	-	-	20	.1	All grades	-	-	-	-	-	-	-	14	745	12,252	4,244	11	-	-	-	-	-	-	-	-	-	-	-	-	-	-	17,727	100.0	All grades	-	-	-	-	-	-	-	0.1	0.2	69.1	24.4	0.1	1.9	0.1	-	-	-	-	-	-	-	-	-	-	-	-	100.0	-	-																																																																																																																																																																																																																																																																																																																																																																																																																																																												
7-1.M.	-	-	-	-	-	-	-	-	11	-	-	-	-	-	-	-	-	-	-	-	-	-	-	-	-	-	11	.1	Total	-	-	-	-	-	-	-	7	444	126	-	-	-	-	-	-	-	-	-	-	-	-	-	-	-	-	577	3.3	Below Grade	-	-	-	-	-	-	-	14	6	-	-	-	-	-	-	-	-	-	-	-	-	-	-	-	-	-	20	.1	All grades	-	-	-	-	-	-	-	14	745	12,252	4,244	11	-	-	-	-	-	-	-	-	-	-	-	-	-	-	17,727	100.0	All grades	-	-	-	-	-	-	-	0.1	0.2	69.1	24.4	0.1	1.9	0.1	-	-	-	-	-	-	-	-	-	-	-	-	100.0	-	-																																																																																																																																																																																																																																																																																																																																																																																																																																																																																									
Total	-	-	-	-	-	-	-	7	444	126	-	-	-	-	-	-	-	-	-	-	-	-	-	-	-	-	577	3.3	Below Grade	-	-	-	-	-	-	-	14	6	-	-	-	-	-	-	-	-	-	-	-	-	-	-	-	-	-	20	.1	All grades	-	-	-	-	-	-	-	14	745	12,252	4,244	11	-	-	-	-	-	-	-	-	-	-	-	-	-	-	17,727	100.0	All grades	-	-	-	-	-	-	-	0.1	0.2	69.1	24.4	0.1	1.9	0.1	-	-	-	-	-	-	-	-	-	-	-	-	100.0	-	-																																																																																																																																																																																																																																																																																																																																																																																																																																																																																																																						
Below Grade	-	-	-	-	-	-	-	14	6	-	-	-	-	-	-	-	-	-	-	-	-	-	-	-	-	-	20	.1	All grades	-	-	-	-	-	-	-	14	745	12,252	4,244	11	-	-	-	-	-	-	-	-	-	-	-	-	-	-	17,727	100.0	All grades	-	-	-	-	-	-	-	0.1	0.2	69.1	24.4	0.1	1.9	0.1	-	-	-	-	-	-	-	-	-	-	-	-	100.0	-	-																																																																																																																																																																																																																																																																																																																																																																																																																																																																																																																																																			
All grades	-	-	-	-	-	-	-	14	745	12,252	4,244	11	-	-	-	-	-	-	-	-	-	-	-	-	-	-	17,727	100.0	All grades	-	-	-	-	-	-	-	0.1	0.2	69.1	24.4	0.1	1.9	0.1	-	-	-	-	-	-	-	-	-	-	-	-	100.0	-	-																																																																																																																																																																																																																																																																																																																																																																																																																																																																																																																																																																																
All grades	-	-	-	-	-	-	-	0.1	0.2	69.1	24.4	0.1	1.9	0.1	-	-	-	-	-	-	-	-	-	-	-	-	100.0	-	-																																																																																																																																																																																																																																																																																																																																																																																																																																																																																																																																																																																																													

1/ As reported by the Bureau of the Census, running bales, linters excluded.

Percentage rough preparation . . . . . 22.8  
 Grade index . . . . . 91.1  
 Average staple length . . . . . 33.2

Table 29.—Grade and staple length of upland cotton ginned, during specified periods, by States, 1940-50

ALABAMA							ARIZONA						
Grade and staple length	Prior to Sept. 1	September	October	November	After Nov. 30	Total Crop	Prior to Sept. 1	September	October	November	After Nov. 30	Total Crop	
Grades	Bales	Bales	Bales	Bales	Bales	Bales	Bales	Bales	Bales	Bales	Bales	Bales	
<b>Extra White:</b>													
3-0.M.	-	-	-	-	-	-	47	42	173	1	-	263	
4-0.M.	-	-	-	-	-	-	4,408	7,974	7,807	1,272	79	21,425	
5-M.	-	-	-	-	-	-	5,799	26,464	76,016	64,224	19,815	201,278	
6-0.L.M.	-	-	-	-	-	-	145	10,732	28,898	84,153	85,714	179,640	
7-L.M.	-	-	-	-	-	-	-	122	-	1,721	4,351	21,329	
8-0.0.0.	-	-	-	-	-	-	-	6	255	505	3,254	4,305	
9-0.0.	-	-	-	-	-	-	-	-	5	13	988	1,012	
Total	-	-	-	-	-	-	10,457	50,540	114,374	124,738	124,461	429,540	
<b>White:</b>													
1-M.F.	-	-	-	-	-	-	-	-	-	-	-	-	
2-0.M.	-	-	-	-	-	-	-	-	-	-	-	-	
3-0.M.	-	82	76	-	-	158	-	-	-	-	-	-	
4-0.M.	489	4,236	3,783	178	-	10,745	-	-	-	-	-	-	
5-M.	14,024	164,924	108,940	5,098	848	293,688	-	-	-	-	-	-	
6-0.L.M.	26,989	126,723	170,706	50,224	4,098	597,609	-	-	-	-	-	-	
7-L.M.	4,587	13,115	8,511	24,121	5,737	65,931	-	-	-	-	-	-	
8-0.0.0.	839	1,139	261	2,420	1,147	5,599	-	-	-	-	-	-	
9-0.0.	70	66	7	400	115	658	-	-	-	-	-	-	
Total	46,970	322,406	290,292	94,521	11,968	764,563	-	-	-	-	-	-	
<b>Spotted:</b>													
3-0.M.	-	778	162	6	-	946	12	95	720	2,271	303	3,401	
4-0.M.	328	17,490	30,483	4,329	146	53,221	10	1,124	2,526	24,222	29,325	58,197	
5-M.	142	7,083	12,555	7,739	1,172	29,686	-	319	1,390	5,071	24,709	34,279	
6-0.L.M.	73	297	658	1,967	1,013	3,975	-	11	328	1,180	10,260	11,866	
7-L.M.	20	62	39	260	404	795	-	-	74	368	5,411	5,858	
Total	536	26,166	43,994	14,171	2,738	87,602	22	1,549	4,006	33,901	72,108	113,496	
<b>Tinged:</b>													
3-0.M.	-	-	-	-	10	10	-	-	-	20	54	82	
4-0.M.	-	-	-	-	-	-	-	-	-	24	170	194	
5-M.	-	-	-	-	-	-	-	-	1	17	378	393	
6-0.L.M.	-	-	-	-	-	-	-	-	-	1	667	686	
7-L.M.	-	-	-	-	-	-	-	-	-	-	709	709	
Total	-	-	-	-	10	10	-	-	1	70	1,998	2,068	
<b>Stained:</b>													
3-0.M.	-	-	-	-	-	-	-	-	-	-	-	-	
4-0.M.	-	-	-	-	-	-	-	-	-	-	5	5	
5-M.	-	-	-	-	-	-	-	-	-	-	71	71	
Total	-	-	-	-	-	-	-	-	-	-	76	76	
<b>Gray:</b>													
3-0.M.	-	-	-	-	-	-	-	-	-	-	9	9	
4-0.M.	10	80	17	17	-	124	-	-	-	27	486	495	
5-M.	24	591	74	65	-	804	-	-	-	6	380	386	
6-0.L.M.	-	-	-	14	-	14	-	-	-	2	19	21	
Total	34	671	91	94	-	942	-	-	-	35	876	911	
Below Grade	50	24	14	8	20	96	-	-	10	69	1,675	1,774	
All grades	46,082	349,256	334,291	109,694	14,730	1/ 882,908	10,469	56,639	120,391	168,633	201,161	1/ 847,725	
Grade index	94.8	95.8	96.2	91.6	89.1	95.7	101.7	99.3	98.4	96.9	92.5	96.9	
<b>Staple length (Inches)</b>													
15/16 and shorter	30	45	42	-	-	96	-	-	-	28	1,382	1,420	
7/8	70	162	302	87	-	601	-	-	-	17	8,916	8,933	
29/32	10	432	178	66	90	745	-	-	-	10	18	34	
15/16	637	2,715	1,645	826	77	5,908	-	-	1	172	8,698	8,771	
11/32	990	5,250	2,851	1,901	80	10,782	-	-	2	338	7,864	7,874	
1 -	4,159	46,016	47,143	19,735	2,002	118,062	30	419	7,847	22,407	80,648	90,731	
1-1/32	25,943	156,001	176,237	85,494	8,004	432,479	6,224	35,468	86,668	116,403	104,376	260,166	
1-1/16	18,812	121,624	94,640	22,362	3,422	257,786	4,151	19,736	30,660	17,819	10,465	75,662	
1-1/8	832	12,688	8,001	460	170	21,783	4	988	2,668	1,671	1,095	7,006	
1-1/4	70	1,820	859	139	40	2,679	-	78	627	466	307	1,475	
1-3/8	-	192	54	38	58	309	-	26	121	467	239	868	
1-5/8	-	425	230	70	66	778	-	61	289	116	19	465	
1-7/8	-	180	102	137	-	427	4	62	36	11	2	118	
1-1/4 and longer	-	424	842	180	18	1,461	36	56	-	-	1	93	
All lengths	46,082	349,256	334,291	109,694	14,730	1/ 882,908	10,469	56,639	120,391	168,633	201,161	1/ 847,725	
Average staple length (32d inches)	33.2	33.3	33.2	33.0	33.1	33.2	33.4	33.4	33.2	33.0	32.4	32.9	

1/ As reported by the Bureau of the Census, rounding bales, lintere excluded.

Table 23.—Grade and staple length of upland cotton ginned, during specified periods, by States, 1940-50 —Continued

Grade and staple length	ARKANSAS						CALIFORNIA					
	Prior to Sept. 1	September	October	November	After Nov. 30	Total Crop	Prior to Sept. 1	September	October	November	After Nov. 30	Total Crop
	Miles	Miles	Miles	Miles	Miles	Miles	Miles	Miles	Miles	Miles	Miles	Miles
<b>Extra White</b>												
3-0.M.	-	-	-	-	-	-	-	4,810	15,408	809	606	19,232
4-0.M.	-	-	-	-	-	-	-	44,787	129,792	50,998	2,224	291,768
5-M.	-	-	-	-	-	-	-	38,987	183,446	202,601	19,061	440,814
6-0.L.M.	-	-	-	-	-	-	-	2,252	38,389	179,164	66,802	294,507
7-L.M.	-	-	-	-	-	-	-	476	4,686	41,462	50,289	98,862
8-0.O.	-	-	-	-	-	-	-	38	287	3,258	18,987	22,820
9-0.O.	-	-	-	-	-	-	-	4	13	354	7,837	8,208
Total	-	-	-	-	-	-	-	87,424	426,989	477,833	164,386	1,106,611
<b>White</b>												
1-M.P.	-	-	-	-	-	-	-	-	-	-	-	-
2-0.M.	-	121	-	-	-	-	-	-	9	-	-	9
3-0.M.	244	30,472	2,350	86	28	35,188	-	-	-	-	-	-
4-0.M.	8,092	411,936	88,891	9,148	212	468,972	-	-	-	-	8	8
5-M.	1,824	148,819	200,624	137,086	2,825	469,886	-	-	-	-	878	878
7-L.M.	46	3,776	36,304	146,306	19,474	204,404	-	-	-	-	7,968	7,968
8-0.O.	-	253	3,942	30,082	17,036	51,292	-	-	-	-	3,447	3,447
9-0.O.	-	-	304	2,483	4,714	7,471	-	-	-	-	1,666	1,666
Total	7,216	594,974	309,098	316,086	45,984	1,270,304	-	-	9	-	15,602	13,861
<b>Spotted</b>												
3-0.M.	-	87	184	41	-	302	-	-	7	890	146	845
4-0.M.	-	2,099	10,088	7,733	801	21,321	-	2	353	8,817	3,214	12,086
5-M.	-	2,329	21,938	69,437	10,017	113,721	-	20	780	10,038	7,974	19,791
6-0.L.M.	-	176	2,328	20,387	11,100	34,081	-	10	336	2,372	2,826	6,334
7-L.M.	6	42	78	2,823	10,438	13,428	-	7	8	296	4,399	5,800
Total	6	5,604	44,691	100,461	32,066	182,808	-	86	1,444	21,802	19,269	42,663
<b>Tinged</b>												
3-0.M.	-	-	-	9	11	20	-	-	-	-	1	1
4-0.M.	-	-	-	140	204	344	-	-	-	-	12	12
5-M.	-	-	-	343	201	544	-	-	-	14	88	102
6-0.L.M.	-	-	18	189	358	610	-	-	-	-	246	246
7-L.M.	-	10	-	9	2,630	2,649	-	-	-	-	1	167
Total	-	10	18	640	3,299	3,967	-	-	-	15	604	619
<b>Stained</b>												
3-0.M.	-	-	-	-	-	-	-	-	-	-	-	-
4-0.M.	-	-	-	-	-	-	-	-	-	-	-	-
5-M.	-	-	-	-	-	-	-	-	-	-	-	-
Total	-	-	-	-	-	-	-	-	-	-	-	-
<b>Greys</b>												
3-0.M.	-	-	66	89	87	181	-	-	-	24	544	808
4-0.M.	-	108	8,942	12,807	848	22,404	-	1	116	789	8,825	7,612
5-M.	-	107	26,706	86,661	7,408	121,881	-	6	188	1,938	37,997	40,123
6-0.L.M.	-	81	180	1,204	28	1,488	-	-	3	307	9,314	10,224
Total	-	294	37,894	99,730	8,041	148,959	-	6	302	3,058	54,881	60,227
Below Grade	-	84	186	291	4,147	4,677	-	-	9	162	3,729	3,900
All Grades	7,221	600,936	291,853	616,146	91,827	1,607,688	-	87,488	437,723	602,660	266,320	1,284,181
Grade index	99.5	98.6	93.2	87.9	80.7	92.8	-	102.0	101.1	96.8	86.8	96.8
<b>Staple length (inches)</b>												
1 1/16 and shorter	-	780	484	220	46	1,630	-	-	-	-	178	178
7/8	-	6,233	3,729	3,182	978	14,092	-	7	-	1	671	679
29/32	12	3,770	2,487	2,312	406	8,969	-	-	-	2	6	8
18/16	69	9,671	7,804	21,294	9,429	46,467	-	2	-	21	3,746	3,769
31/32	12	10,384	12,090	30,770	8,806	60,081	-	12	-	11	1,973	1,996
1	319	49,366	66,211	124,727	33,927	265,650	-	55	84	1,126	36,633	37,789
1-1/32	1,489	136,733	119,527	122,363	25,419	477,781	-	5,967	10,472	36,368	121,679	179,801
1-1/16	3,479	284,262	149,869	122,122	10,152	639,596	-	66,831	266,120	383,347	65,182	761,180
1-3/32	1,469	113,106	37,646	16,019	468	168,707	-	23,788	188,401	108,771	6,079	297,039
1-1/8	866	15,068	1,836	837	65	16,151	-	1,124	5,382	1,967	291	8,784
1-5/16	6	2,390	860	476	229	3,660	-	2	63	62	89	206
1-3/8	-	634	399	1,027	149	2,209	-	-	-	-	6	6
1-7/16	-	661	361	262	78	1,389	-	-	-	-	-	-
1-1/4 and longer	-	819	871	868	176	2,154	-	-	-	-	-	-
All lengths	7,221	600,936	291,853	616,146	91,827	1,607,688	-	87,488	437,723	602,660	266,320	1,284,181
Average staple length (32¢ inches)	34.0	33.7	33.3	32.8	32.3	33.2	-	34.3	34.4	34.1	33.2	34.0

1/ As reported by the Bureau of the Census, running miles, linters excluded.



Table 29.—Grade and staple length of upland cotton ginned, during specified periods, by States, 1949-50 --Continued

Grade and staple length	FLORIDA					GEORGIA						
	Prior to Sept. 1	September	October	November	After Nov. 30	Total Crop	Prior to Sept. 1	September	October	November	After Nov. 30	Total Crop
Grades	Bales	Bales	Bales	Bales	Bales	Bales	Bales	Bales	Bales	Bales	Bales	Bales
<b>White:</b>												
1-M.F.	-	-	-	-	-	-	-	-	-	-	-	-
2-0-0.M.	-	-	-	-	-	-	-	-	-	-	-	-
3-0.M.	-	-	-	-	-	-	66	78	-	-	-	144
4-0.M.	17	18	-	-	-	35	108	1,989	1,052	32	-	3,921
5-M.	754	1,356	35	-	-	1,265	24,271	45,590	15,974	3,185	961	122,951
6-0-1.M.	2,624	2,612	350	26	4	5,596	54,258	109,990	100,261	52,081	8,717	325,307
7-M.	563	565	162	35	-	1,325	7,354	26,166	21,999	12,168	4,870	72,157
8-0-0.	89	25	18	-	-	130	580	2,355	2,053	888	1,071	6,827
9-0-0.	6	5	6	-	-	17	8	212	348	17	161	865
Total	4,093	3,699	510	99	4	8,354	86,519	189,337	178,165	68,341	15,780	532,148
<b>Spotted:</b>												
3-0.M.	-	-	-	-	-	-	-	16	82	11	13	122
4-0.M.	11	241	22	-	-	364	661	4,636	11,573	4,982	1,876	23,721
5-M.	17	474	60	-	-	551	1,39	9,182	15,940	14,677	8,446	48,474
6-0-1.M.	-	70	14	-	-	84	66	478	1,051	1,685	2,084	5,302
7-L.M.	-	-	-	-	-	-	8	80	8	11	245	352
Total	50	785	96	-	-	999	1,197	14,368	28,654	21,154	12,604	77,971
<b>Tinged:</b>												
3-0.M.	-	-	-	-	-	-	-	-	21	21	-	42
4-0.M.	-	-	-	-	-	-	-	-	-	-	35	35
5-M.	-	-	-	-	-	-	-	-	-	-	20	20
6-0-1.M.	-	-	-	-	-	-	-	-	-	-	-	-
7-L.M.	-	-	-	-	-	-	-	-	-	-	-	-
Total	-	-	-	-	-	-	-	-	21	21	55	95
<b>Stained:</b>												
3-0.M.	-	-	-	-	-	-	-	-	-	-	10	10
4-0.M.	-	-	-	-	-	-	-	-	-	-	-	-
5-M.	-	-	-	-	-	-	-	-	-	-	-	-
Total	-	-	-	-	-	-	-	-	-	-	10	10
<b>Greys:</b>												
3-0.M.	-	-	-	-	-	-	-	386	156	55	78	1,017
4-0.M.	-	-	-	-	-	-	-	295	82	106	222	1,465
5-M.	-	-	-	-	-	-	-	8	-	-	-	8
6-0-1.M.	-	-	-	-	-	-	-	-	-	-	-	-
Total	-	-	-	-	-	-	68	689	1,278	161	300	2,490
<b>Below Grade</b>												
	-	9	-	-	-	9	17	39	50	14	2	122
All Grades	4,151	4,153	616	99	4	1/ 9,312	87,795	204,127	202,168	89,691	28,719	1/ 612,850
Grade index	93.6	93.3	91.2	89.0	94.0	93.2	94.8	94.1	94.4	92.7	90.9	94.0
<b>Staple length (inches)</b>												
1 3/16 and shorter	-	-	-	-	-	-	-	39	26	11	-	76
7/8	-	-	-	-	-	-	-	43	328	237	11	613
29/32	-	10	-	-	-	10	151	235	104	61	-	551
15/16	12	23	1	-	-	36	566	2,815	2,069	654	191	6,287
31/32	29	139	7	6	-	181	1,490	11,079	4,668	1,269	392	19,032
1	213	939	197	21	-	1,370	28,169	69,106	43,188	16,761	4,469	161,687
1-1/16	1,477	2,174	309	32	4	3,996	48,195	95,711	110,914	60,664	19,791	335,275
1-1/8	2,850	1,144	110	-	-	3,504	8,072	24,113	30,168	10,074	3,870	85,227
1-3/16	128	24	1	-	-	153	284	817	2,310	192	36	3,699
1-1/4	12	-	6	-	-	18	31	16	148	-	-	195
1-5/16	-	-	-	-	-	-	-	-	-	-	-	-
1-3/8	-	-	-	-	-	-	-	-	-	-	-	-
1-7/16	-	-	-	-	-	-	-	-	-	-	-	-
1-1/2	-	-	-	-	-	-	-	-	-	-	-	-
1-1/4 and longer	-	30	14	-	-	44	-	176	72	-	-	248
All lengths	4,151	4,153	616	99	4	1/ 9,312	87,795	204,127	202,168	89,691	28,719	1/ 612,850
Average staple length (324 inches)	33.5	33.0	33.0	32.4	33.0	33.3	32.7	32.6	32.9	32.9	32.9	32.8

1/ As reported by the Bureau of the Census, running bales, listers excluded.

Table 29.--Grade and staple length of upland cotton ginned, during specified periods, by States, 1949-50 --Continued

Grade and staple length	ILLINOIS						KENTUCKY					
	Prior to Sept. 1	September	October	November	After Nov. 30	Total Crop	Prior to Sept. 1	September	October	November	After Nov. 30	Total Crop
Grades	Bales	Bales	Bales	Bales	Bales	Bales	Bales	Bales	Bales	Bales	Bales	Bales
<b>White:</b>												
1-M.F.	-	-	-	-	-	-	-	-	-	-	-	-
2-S.O.M.	-	-	-	-	-	-	-	-	-	-	-	-
3-S.M.	-	-	-	-	-	-	-	-	-	-	-	-
4-S.M.	-	2	-	-	-	2	-	17	-	-	-	17
5-M.	-	94	39	3	-	136	-	699	393	48	-	1,140
6-S.L.M.	-	204	423	336	45	1,008	-	1,136	1,213	1,108	18	3,475
7-L.M.	-	9	33	79	26	147	-	-	507	381	155	1,043
8-S.O.O.	-	-	2	10	20	32	-	-	14	22	41	77
9-O.O.	-	-	6	-	6	12	-	-	-	-	4	4
Total	-	309	503	428	97	1,337	-	1,835	2,144	1,559	218	5,756
<b>Spotted:</b>												
3-O.M.	-	-	-	-	-	-	-	-	-	35	-	35
4-S.M.	-	17	68	36	-	121	-	16	174	655	11	856
5-M.	-	1	196	395	64	656	-	16	372	771	260	1,419
6-S.L.M.	-	-	-	46	57	103	-	-	25	209	322	554
7-L.M.	-	-	-	10	74	84	-	-	-	31	277	308
Total	-	18	264	487	195	944	-	32	569	1,701	670	3,172
<b>Tinged:</b>												
3-O.M.	-	-	-	-	-	-	-	-	-	-	-	-
4-S.M.	-	-	-	3	-	3	-	-	-	8	9	17
5-M.	-	-	-	-	4	4	-	-	-	25	55	80
6-S.L.M.	-	-	-	3	6	9	-	-	-	3	167	170
7-L.M.	-	-	-	-	17	17	-	-	-	3	88	91
Total	-	-	-	6	27	33	-	-	-	39	319	358
<b>Gray:</b>												
3-O.M.	-	-	-	-	-	-	-	-	-	2	-	2
4-S.M.	-	-	-	-	-	-	-	-	-	37	3	40
5-M.	-	-	-	-	-	-	-	-	-	41	11	52
6-S.L.M.	-	-	-	-	-	-	-	-	-	-	-	-
Total	-	-	-	-	-	-	-	-	-	80	14	94
<b>Below Grade</b>												
	-	-	-	-	-	-	-	-	-	3	37	40
All grades	-	327	767	921	319	1/ 2,334	-	1,867	2,713	3,382	1,458	1/ 9,420
Grade index	-	95.8	93.9	92.0	83.2	91.9	-	96.3	93.2	92.6	81.1	91.7
<b>Staple length (inches)</b>												
13/16 and shorter	-	-	-	-	-	-	-	-	-	-	-	-
7/8	-	-	-	-	-	-	-	-	-	-	19	19
29/32	-	-	-	3	2	5	-	-	-	-	-	-
15/16	-	-	-	-	4	4	-	-	-	23	65	86
31/32	-	-	-	-	23	23	-	-	-	34	48	82
1	-	-	6	58	160	232	-	-	6	528	706	1,240
1-1/32	-	38	96	417	77	628	-	120	224	1,214	506	2,094
1-1/16	-	175	628	427	45	1,275	-	1,358	1,982	1,469	116	4,925
1-3/32	-	114	37	16	-	167	-	309	501	81	-	774
1-1/8	-	-	-	-	-	-	-	-	-	-	-	-
1-5/32	-	-	-	-	-	-	-	-	-	-	-	-
1-3/16	-	-	-	-	-	-	-	-	-	-	-	-
1-7/32	-	-	-	-	-	-	-	-	-	-	-	-
1-1/4 and longer	-	-	-	-	-	-	-	-	-	-	-	-
All lengths	-	327	767	921	319	1/ 2,334	-	1,867	2,713	3,382	1,458	1/ 9,420
Average staple length (328 inches)	-	34.2	33.9	33.4	32.4	33.6	-	34.1	34.1	33.3	32.3	33.5

1/ As reported by the Bureau of the Census, running bales, linters excluded.

Table 29.—Grade and staple length of upland cotton ginned, during specified periods, by States, 1949-50—Continued

Grade and staple length	LOUISIANA						MISSISSIPPI					
	Prior to Sept.	September	October	November	After Nov. 30	Total Crop	Prior to Sept. 1	September	October	November	After Nov. 30	Total Crop
Grades	Bales	Bales	Bales	Bales	Bales	Bales	Bales	Bales	Bales	Bales	Bales	Bales
<b>White:</b>												
1-M.P.	-	-	-	-	-	-	-	-	-	-	-	-
2-S.O.M.	-	-	-	-	-	-	-	-	-	-	-	-
3-G.M.	-	737	12	15	-	764	-	1,861	214	-	-	2,075
4-S.M.	2,955	38,255	2,540	379	25	44,154	1,505	68,695	20,284	347	89	90,916
5-M.	43,692	162,124	33,508	8,585	723	248,632	16,323	432,660	134,287	13,954	1,573	598,797
6-S.L.M.	15,420	77,809	72,274	47,451	6,365	219,317	6,506	122,745	220,279	186,340	16,957	552,285
7-L.M.	1,107	3,021	29,180	41,905	7,759	82,972	700	6,735	27,627	80,986	9,906	128,982
8-S.G.O.	58	215	2,915	9,344	1,109	13,639	31	120	792	4,011	1,534	6,488
9-G.O.	17	35	148	586	152	938	-	11	43	115	322	491
Total	63,249	282,194	140,577	108,265	16,131	610,416	25,065	632,821	403,526	285,753	30,381	1,377,544
<b>Spotted:</b>												
3-G.M.	-	58	-	7	-	65	-	-	88	27	-	115
4-S.M.	90	1,901	1,607	661	33	4,292	-	909	7,809	2,809	290	11,817
5-M.	77	742	2,820	3,422	1,075	8,136	-	465	5,425	11,240	1,933	19,063
6-S.L.M.	-	43	998	3,315	1,479	5,835	20	-	980	972	662	2,574
7-L.M.	-	10	139	934	1,049	2,182	-	24	104	140	89	357
Total	167	2,754	5,564	8,339	3,626	20,460	20	1,398	14,406	15,188	2,914	33,926
<b>Tinged:</b>												
3-G.M.	-	-	-	-	-	-	-	-	-	-	-	-
4-S.M.	-	-	-	-	-	-	-	-	-	14	-	14
5-M.	-	-	-	-	16	16	-	-	-	7	-	7
6-S.L.M.	-	-	-	-	-	-	-	-	-	-	-	-
7-L.M.	-	-	-	-	-	-	-	-	-	-	-	-
Total	-	-	-	-	16	16	-	-	-	21	-	21
<b>Stained:</b>												
3-G.M.	-	-	-	-	-	-	-	-	-	-	-	-
4-S.M.	-	-	-	-	-	-	-	-	-	-	-	-
5-M.	-	-	-	-	-	-	-	-	-	-	-	-
Total	-	-	-	-	-	-	-	-	-	-	-	-
<b>Gray:</b>												
3-G.M.	-	-	-	-	-	-	-	-	26	34	-	60
4-S.M.	-	46	10	22	-	78	-	11	2,140	15,676	511	18,358
5-M.	-	-	534	1,764	49	2,347	-	-	3,280	23,319	2,241	28,840
6-S.L.M.	13	11	-	-	-	24	-	-	449	741	7	1,197
Total	13	57	544	1,786	49	2,449	-	11	5,895	39,770	2,759	48,435
Below Grade	-	20	153	71	31	275	-	24	7	92	13	136
All grades	63,429	285,025	146,838	118,461	19,865 1/2	633,616	25,083	634,254	423,834	340,824	36,067 1/2	1,460,062
Grade index	98.4	98.7	93.2	89.1	87.6	95.3	98.2	99.1	95.7	91.0	89.9	96.0
<b>Staple length (inches)</b>												
1 3/16 and shorter	25	162	11	-	-	198	-	-	-	-	-	-
7/8	243	433	43	66	-	785	-	101	161	21	-	283
29/32	96	257	32	35	-	380	-	137	89	-	-	226
15/16	193	693	297	213	277	1,673	16	342	221	132	-	711
1 1/32	217	710	319	716	-	1,942	63	207	218	232	-	720
1	2,594	5,000	3,082	12,082	1,382	24,140	94	3,394	4,756	7,806	789	16,899
1-1/32	23,138	52,246	28,303	54,879	9,287	167,893	4,774	56,500	57,300	57,652	6,547	182,773
1-1/16	31,502	150,640	89,942	12,214	7,306	317,644	11,336	266,972	193,741	188,713	18,708	679,470
1-3/32	5,428	61,232	26,544	7,963	1,590	102,757	7,154	282,781	136,444	80,602	9,774	476,755
1-1/8	-	11,346	2,044	201	8	13,612	1,381	49,644	26,420	4,172	156	81,773
1-5/32	-	1,743	118	49	13	1,923	197	11,626	2,852	339	7	15,021
1-3/16	-	388	58	7	-	433	-	738	472	292	20	1,522
1-7/32	-	65	18	21	-	104	-	218	318	221	29	786
1-1/4 and longer	-	110	27	15	-	152	68	1,594	902	682	37	3,223
All lengths	63,429	285,025	146,838	118,461	19,865 1/2	633,616	25,083	634,254	423,834	340,824	36,067 1/2	1,460,062
Average staple length (32d inches)	33.6	34.1	34.0	33.4	33.4	33.8	34.2	34.5	34.3	34.1	34.1	34.3

1/2 As reported by the Bureau of the Census, running bales, linters excluded.

Table 29.--Grade and staple length of upland cotton ginned, during specified periods, by States, 1949-50 -- Continued

Grade and staple length	MISSOURI						NEW MEXICO					
	Prior to Sept. 1	September	October	November	After Nov. 30	Total Crop	Prior to Sept. 1	September	October	November	After Nov. 30	Total Crop
Grades	Bales	Bales	Bales	Bales	Bales	Bales	Bales	Bales	Bales	Bales	Bales	Bales
<b>Extra White:</b>												
3-0.N.	-	-	-	-	-	-	-	408	2,154	364	8	2,934
4-S.N.	-	-	-	-	-	-	-	6,546	27,975	6,805	153	41,479
5-M.	-	-	-	-	-	-	-	11,634	38,007	30,798	3,414	83,853
6-S.L.N.	-	-	-	-	-	-	-	2,272	11,254	17,807	3,252	34,625
7-L.N.	-	-	-	-	-	-	-	34	763	2,506	1,682	4,985
8-S.G.O.	-	-	-	-	-	-	-	-	12	375	4,257	4,644
9-G.O.	-	-	-	-	-	-	-	1	-	58	1,588	1,647
Total	-	-	-	-	-	-	-	20,995	80,205	58,713	14,354	174,167
<b>White:</b>												
1-M.F.	-	-	-	-	-	-	-	-	-	-	-	-
2-S.G.M.	-	-	-	-	-	-	-	-	43	-	-	43
3-0.N.	-	65	11	-	-	74	-	-	-	2	-	-
4-S.N.	-	12,894	3,750	-	-	16,644	-	-	37	2	-	39
5-M.	-	78,140	24,590	1,417	16	104,163	-	-	395	486	8	889
6-S.L.N.	-	31,734	91,059	49,254	107	172,154	-	-	425	1,195	49	1,669
7-L.N.	-	295	7,236	33,964	2,298	43,773	-	4	104	1,375	241	724
8-S.G.O.	-	13	111	16,526	4,974	21,624	-	-	3	31	178	212
9-G.O.	-	-	-	1,298	1,637	2,935	-	-	2	1	60	63
Total	-	123,129	126,757	102,459	9,022	361,367	-	4	1,009	2,090	556	3,659
<b>Spotted:</b>												
3-0.N.	-	-	-	51	-	51	-	4	1,762	5,609	1,029	8,404
4-S.N.	-	102	1,825	4,528	-	6,455	-	15	3,521	11,539	4,323	19,398
5-M.	-	54	2,940	30,972	1,000	34,966	-	35	1,074	10,998	5,357	17,464
6-S.L.N.	-	-	144	11,905	8,890	20,939	-	-	208	5,906	12,862	18,666
7-L.N.	-	-	-	8,490	13,471	21,961	-	-	12	811	13,793	14,616
Total	-	156	4,909	55,946	23,361	84,372	-	54	6,577	34,553	37,304	78,548
<b>Tinged:</b>												
3-0.N.	-	-	-	-	-	-	-	-	-	41	58	99
4-S.N.	-	-	-	103	142	245	-	-	-	229	163	392
5-M.	-	-	-	730	1,056	1,786	-	-	-	475	1,410	1,885
6-S.L.N.	-	-	-	421	1,600	2,021	-	-	-	115	1,343	1,458
7-L.N.	-	-	-	164	10,822	10,986	-	-	-	5	694	699
Total	-	-	-	1,418	13,620	15,038	-	-	-	865	3,668	4,533
<b>Yellow Stained:</b>												
3-0.N.	-	-	-	-	-	-	-	-	-	-	-	-
4-S.N.	-	-	-	-	-	-	-	-	-	-	2	2
5-M.	-	-	-	-	-	-	-	-	-	-	18	18
Total	-	-	-	-	-	-	-	-	-	-	20	20
<b>Gray:</b>												
3-0.N.	-	-	-	106	-	106	-	-	18	43	2	63
4-S.N.	-	-	23	3,847	102	3,972	-	-	4	136	43	183
5-M.	-	11	-	9,721	421	10,153	-	-	-	58	27	85
6-S.L.N.	-	-	-	167	92	259	-	-	-	5	13	18
Total	-	11	23	13,841	615	14,490	-	-	22	242	85	349
Below Grade	-	-	-	267	2,266	2,533	-	-	-	21	2,329	2,350
All grades	-	123,296	131,689	173,911	48,884	477,780	-	20,953	87,813	96,404	58,356	263,606
Grade index	-	98.8	94.9	87.9	75.3	91.4	-	100.7	100.3	96.3	83.1	95.1
<b>Staple length (inches)</b>												
13/16 and shorter	-	-	-	-	128	128	-	-	60	1,168	4,520	5,818
7/8	-	44	133	125	2,358	2,660	-	-	797	4,127	13,440	18,424
29/32	-	77	136	42	-	255	-	1	516	1,941	1,229	3,687
15/16	-	273	368	1,230	12,962	14,853	-	5	1,083	3,910	16,250	21,248
31/32	-	155	597	1,952	1,238	3,542	-	19	266	1,041	479	1,805
1	-	1,597	2,624	14,564	10,809	29,594	-	14	711	3,199	5,580	9,504
1-1/32	-	12,018	14,082	61,749	18,873	106,722	-	82	1,283	4,895	3,579	9,829
1-1/16	-	86,250	87,607	86,581	2,440	262,878	-	192	3,023	11,633	5,908	20,830
1-3/32	-	22,533	25,429	7,732	76	55,770	-	3,522	31,199	40,118	5,324	80,163
1-1/8	-	349	691	96	-	1,136	-	12,653	41,380	18,388	1,464	74,385
1-5/32	-	-	11	155	-	166	-	1,550	1,804	1,944	610	5,928
1-3/16	-	-	-	32	-	32	-	789	2,447	2,732	80	6,608
1-7/32	-	-	11	53	-	64	-	1,312	1,985	759	19	4,075
1-1/4 and longer	-	-	-	-	-	-	-	774	679	119	-	1,572
All lengths	-	123,296	131,689	173,911	48,884	477,780	-	20,953	87,813	96,404	58,356	263,606
Average staple length (32d inches)	-	34.0	34.0	33.5	31.7	33.6	-	36.3	35.5	34.3	30.7	34.0

1/ As reported by the Bureau of the Census, running bales, linters excluded.

Table 29. --Grade and staple length of upland cotton ginned, during specified periods, by States, 1949-50 -- Continued

Grade and staple length	NORTH CAROLINA						OKLAHOMA					
	Prior to Sept. 1	September	October	November	After Nov. 30	Total Crop	Prior to Sept. 1	September	October	November	After Nov. 30	Total Crop
Grades	Bales	Bales	Bales	Bales	Bales	Bales	Bales	Bales	Bales	Bales	Bales	Bales
<b>White:</b>												
1-M.F. . . . .	-	-	-	-	-	-	-	-	-	-	-	-
2-S.O.M. . . . .	-	-	-	-	-	-	-	29	-	-	-	29
3-O.M. . . . .	-	-	-	-	-	-	-	64	59	8	-	131
4-S.M. . . . .	-	766	348	54	47	1,215	-	3,070	4,022	546	72	7,710
5-M. . . . .	37	15,507	17,627	2,339	737	36,287	-	16,519	30,291	14,447	1,461	62,758
6-S.L.M. . . . .	190	53,986	168,233	55,937	7,714	286,090	-	23,296	49,050	103,869	17,119	194,134
7-L.M. . . . .	8	11,097	37,222	43,914	14,804	107,045	-	7,738	19,639	38,368	17,523	83,268
8-S.O.O. . . . .	-	209	944	1,229	2,154	4,576	-	883	3,623	6,759	7,310	18,575
9-S.O.O. . . . .	-	17	45	218	16	296	-	64	170	612	406	1,252
<b>Total. . . . .</b>	<b>235</b>	<b>81,582</b>	<b>224,459</b>	<b>103,691</b>	<b>25,502</b>	<b>435,469</b>	<b>-</b>	<b>51,703</b>	<b>107,654</b>	<b>164,609</b>	<b>43,991</b>	<b>367,857</b>
<b>Spotted:</b>												
3-O.M. . . . .	-	13	60	41	-	114	-	2,995	4,088	510	92	8,485
4-S.M. . . . .	-	674	6,442	2,932	1,166	11,214	-	14,360	38,312	39,618	6,179	98,669
5-M. . . . .	-	440	7,397	12,501	8,842	29,580	-	3,281	10,445	51,863	18,351	83,960
6-S.L.M. . . . .	-	13	774	4,427	4,340	9,554	-	164	845	8,691	10,904	20,571
7-L.M. . . . .	-	-	52	200	2,439	2,741	-	18	82	2,407	1,938	4,445
<b>Total. . . . .</b>	<b>-</b>	<b>1,140</b>	<b>14,725</b>	<b>20,501</b>	<b>16,637</b>	<b>53,203</b>	<b>-</b>	<b>20,815</b>	<b>54,562</b>	<b>103,089</b>	<b>37,464</b>	<b>215,930</b>
<b>Tinged:</b>												
3-O.M. . . . .	-	-	-	-	-	-	-	-	34	34	-	68
4-S.M. . . . .	-	-	26	20	310	356	-	7	65	537	231	840
5-M. . . . .	-	-	35	55	904	994	-	20	51	226	609	906
6-S.L.M. . . . .	-	-	34	48	511	593	-	95	-	25	204	324
7-L.M. . . . .	-	38	-	27	142	207	-	-	12	-	7	19
<b>Total. . . . .</b>	<b>-</b>	<b>38</b>	<b>95</b>	<b>150</b>	<b>1,867</b>	<b>2,150</b>	<b>-</b>	<b>122</b>	<b>162</b>	<b>822</b>	<b>1,051</b>	<b>2,157</b>
<b>Stained:</b>												
3-O.M. . . . .	-	-	-	-	-	-	-	-	-	-	-	-
4-S.M. . . . .	-	-	-	-	-	-	-	-	-	12	-	12
5-M. . . . .	-	-	-	-	66	66	-	-	-	-	-	-
<b>Total. . . . .</b>	<b>-</b>	<b>-</b>	<b>-</b>	<b>-</b>	<b>66</b>	<b>66</b>	<b>-</b>	<b>-</b>	<b>-</b>	<b>12</b>	<b>-</b>	<b>12</b>
<b>Gray:</b>												
3-O.M. . . . .	-	-	-	-	-	-	-	-	-	9	-	9
4-S.M. . . . .	-	-	80	36	-	116	-	-	19	162	99	280
5-M. . . . .	-	26	142	214	99	481	-	-	14	331	526	871
6-S.L.M. . . . .	-	17	135	28	-	180	-	-	-	25	215	240
<b>Total. . . . .</b>	<b>-</b>	<b>43</b>	<b>357</b>	<b>278</b>	<b>99</b>	<b>777</b>	<b>-</b>	<b>-</b>	<b>33</b>	<b>527</b>	<b>840</b>	<b>1,400</b>
<b>Below Grade . . . . .</b>	<b>-</b>	<b>13</b>	<b>70</b>	<b>7</b>	<b>15</b>	<b>105</b>	<b>-</b>	<b>7</b>	<b>16</b>	<b>73</b>	<b>119</b>	<b>215</b>
<b>All grades. . . . .</b>	<b>235</b>	<b>82,816</b>	<b>239,706</b>	<b>124,627</b>	<b>44,386</b>	<b>1/ 491,770</b>	<b>-</b>	<b>72,647</b>	<b>162,427</b>	<b>269,132</b>	<b>83,365</b>	<b>1/ 587,571</b>
<b>Grade index . . . . .</b>	<b>94.6</b>	<b>94.0</b>	<b>93.0</b>	<b>90.3</b>	<b>87.4</b>	<b>92.0</b>	<b>-</b>	<b>95.8</b>	<b>95.1</b>	<b>92.5</b>	<b>88.5</b>	<b>93.1</b>
<b>Staple length (inches)</b>												
13/16 and shorter . . . . .	-	-	9	27	-	36	-	6,938	13,871	17,450	6,144	44,403
7/8 . . . . .	-	34	166	131	292	623	-	15,632	32,371	43,322	23,945	135,270
29/32 . . . . .	-	39	71	116	24	250	-	7,035	22,303	52,874	17,855	100,667
15/16 . . . . .	-	246	1,010	1,582	920	3,758	-	16,594	39,530	78,797	23,558	158,479
31/32 . . . . .	-	867	4,423	4,111	1,703	11,104	-	10,051	25,203	33,628	7,931	76,813
1 . . . . .	17	9,977	32,463	28,795	9,261	77,513	-	11,137	20,580	19,217	3,415	54,349
1-1/32 . . . . .	203	48,985	137,742	75,918	25,930	280,798	-	4,276	6,272	3,352	510	14,410
1-1/16 . . . . .	15	19,999	52,531	15,121	4,887	92,513	-	944	1,571	492	7	3,011
1-1/8 . . . . .	-	2,338	8,399	1,066	503	12,306	-	36	101	-	-	137
1-1/4 . . . . .	-	281	1,784	290	271	2,626	-	7	16	-	-	23
1-1/2 . . . . .	-	26	544	72	123	785	-	-	9	-	-	9
1-3/16 . . . . .	-	51	205	53	55	364	-	-	-	-	-	-
1-7/32 . . . . .	-	-	77	92	115	284	-	-	-	-	-	-
1-1/4 and longer . . . . .	-	13	242	253	302	810	-	-	-	-	-	-
<b>All lengths . . . . .</b>	<b>235</b>	<b>82,816</b>	<b>239,706</b>	<b>124,627</b>	<b>44,386</b>	<b>1/ 491,770</b>	<b>-</b>	<b>72,647</b>	<b>162,427</b>	<b>269,132</b>	<b>83,365</b>	<b>1/ 587,571</b>
<b>Average staple length (304 inches). . . . .</b>	<b>33.0</b>	<b>33.2</b>	<b>33.1</b>	<b>32.8</b>	<b>32.8</b>	<b>33.0</b>	<b>-</b>	<b>29.8</b>	<b>29.7</b>	<b>29.4</b>	<b>29.1</b>	<b>29.5</b>

1/ As reported by the Bureau of the Census, running bales, linters excluded.

Table 29.—Grade and staple length of upland cotton ginned, during specified periods, by States, 1940-50—Continued

Grade and staple length	SOUTH CAROLINA						TENNESSEE					
	Prior Sept. 1	September	October	November	After Nov. 30	Total Crop	Prior to Sept. 1	September	October	November	After Nov. 30	Total Crop
Grades	Bales	Bales	Bales	Bales	Bales	Bales	Bales	Bales	Bales	Bales	Bales	Bales
<b>White:</b>												
1-M.F. . . . .	-	-	-	-	-	-	-	-	-	-	-	-
2-G.M. . . . .	-	-	-	-	-	-	-	-	-	-	-	-
3-G.M. . . . .	-	23	-	-	-	23	-	-	22	-	-	22
4-G.M. . . . .	460	2,576	617	122	-	3,765	-	7,421	4,617	180	-	12,218
5-M. . . . .	11,507	40,198	24,856	2,294	362	86,915	-	130,746	80,294	5,408	44	196,492
6-G.L.M. . . . .	15,124	115,874	122,901	32,856	7,188	291,450	-	87,206	126,986	100,696	3,208	289,096
7-L.M. . . . .	1,681	36,201	60,198	27,305	8,798	154,171	-	969	5,647	26,822	8,163	41,291
8-S.G.O. . . . .	14	2,335	3,572	5,842	1,371	15,154	-	58	129	7,857	2,904	10,648
9-G.O. . . . .	-	207	183	1,292	76	1,707	-	-	10	210	100	520
<b>Total . . . . .</b>	<b>28,676</b>	<b>208,211</b>	<b>211,666</b>	<b>69,799</b>	<b>17,791</b>	<b>531,143</b>	<b>-</b>	<b>196,400</b>	<b>197,706</b>	<b>140,573</b>	<b>14,409</b>	<b>546,087</b>
<b>Spotted:</b>												
1-G.M. . . . .	-	-	73	-	-	73	-	-	186	58	-	244
4-G.M. . . . .	2	242	3,772	1,138	128	5,282	-	1,656	10,181	6,026	853	18,316
5-M. . . . .	-	267	6,831	7,111	2,609	16,818	-	840	3,296	20,100	6,477	30,713
6-G.L.M. . . . .	-	46	854	1,690	1,824	4,014	-	35	142	5,029	6,836	12,044
7-L.M. . . . .	-	25	136	40	246	449	-	-	-	2,313	2,324	4,937
<b>Total . . . . .</b>	<b>2</b>	<b>580</b>	<b>11,166</b>	<b>9,879</b>	<b>4,509</b>	<b>26,156</b>	<b>-</b>	<b>2,431</b>	<b>13,806</b>	<b>33,826</b>	<b>16,462</b>	<b>66,264</b>
<b>Tinged:</b>												
3-G.M. . . . .	-	-	-	-	-	-	-	-	-	38	-	38
4-G.M. . . . .	-	-	10	-	-	10	-	-	-	346	145	489
5-M. . . . .	-	-	9	-	-	9	-	-	9	222	200	431
6-G.L.M. . . . .	-	-	-	-	-	-	-	-	-	664	632	1,296
7-L.M. . . . .	-	-	-	-	-	-	-	-	-	213	-	213
<b>Total . . . . .</b>	<b>-</b>	<b>-</b>	<b>19</b>	<b>-</b>	<b>-</b>	<b>19</b>	<b>-</b>	<b>-</b>	<b>9</b>	<b>1,463</b>	<b>976</b>	<b>2,467</b>
<b>Gray:</b>												
2-G.M. . . . .	-	-	-	-	-	-	-	-	-	88	18	106
4-G.M. . . . .	12	133	-	18	-	160	-	-	234	1,056	161	1,463
5-M. . . . .	62	4,712	2,368	505	100	7,736	-	-	181	2,308	629	3,086
6-G.L.M. . . . .	-	163	8	27	-	198	-	-	-	9	-	9
<b>Total . . . . .</b>	<b>74</b>	<b>5,008</b>	<b>2,366</b>	<b>546</b>	<b>100</b>	<b>8,093</b>	<b>-</b>	<b>-</b>	<b>365</b>	<b>3,463</b>	<b>806</b>	<b>4,666</b>
<b>Below Grade . . . . .</b>	<b>-</b>	<b>146</b>	<b>86</b>	<b>8</b>	<b>37</b>	<b>276</b>	<b>-</b>	<b>-</b>	<b>10</b>	<b>24</b>	<b>-</b>	<b>54</b>
<b>All grades . . . . .</b>	<b>28,762</b>	<b>208,944</b>	<b>226,302</b>	<b>80,231</b>	<b>22,437</b>	<b>1/566,666</b>	<b>-</b>	<b>198,831</b>	<b>211,914</b>	<b>179,069</b>	<b>32,684</b>	<b>1/622,498</b>
<b>Grade index . . . . .</b>	<b>96.0</b>	<b>95.5</b>	<b>91.9</b>	<b>89.1</b>	<b>88.2</b>	<b>92.1</b>	<b>-</b>	<b>98.3</b>	<b>95.9</b>	<b>91.3</b>	<b>86.5</b>	<b>94.0</b>
<b>Staple length (inches)</b>												
15/16 and shorter . . . . .	-	-	-	-	-	-	-	330	10	12	18	370
7/8 . . . . .	-	20	1,203	1,890	561	3,674	-	1,908	1,900	896	195	4,899
29/32 . . . . .	-	-	126	796	88	979	-	1,621	2,664	1,334	156	5,664
15/16 . . . . .	-	916	5,694	10,163	3,233	19,998	-	3,664	6,411	8,210	2,720	20,906
31/32 . . . . .	37	7,213	11,141	8,239	4,018	30,648	-	1,680	3,661	8,069	3,762	17,382
1 . . . . .	4,063	66,044	78,036	28,149	8,980	184,372	-	8,616	10,306	32,468	11,747	63,054
1-1/32 . . . . .	19,014	102,037	84,954	23,437	4,765	234,197	-	39,713	80,027	67,703	12,406	189,848
1-1/16 . . . . .	5,579	27,332	36,559	6,490	669	74,609	-	120,470	121,934	56,642	1,574	300,620
1-3/32 . . . . .	17	2,306	3,616	710	39	6,408	-	20,772	14,694	5,643	118	39,017
1-1/8 . . . . .	17	1,074	1,501	326	47	2,965	-	367	296	175	-	828
1-6/32 . . . . .	-	753	1,049	348	46	2,198	-	-	-	-	-	-
1-3/16 . . . . .	26	683	922	320	29	2,179	-	-	-	-	-	-
1-7/32 . . . . .	-	627	689	143	-	1,459	-	-	10	-	-	10
1-1/4 and longer . . . . .	-	787	922	221	10	1,940	-	-	21	-	-	21
<b>All lengths . . . . .</b>	<b>28,762</b>	<b>208,944</b>	<b>226,302</b>	<b>80,231</b>	<b>22,437</b>	<b>1/566,666</b>	<b>-</b>	<b>198,831</b>	<b>211,914</b>	<b>179,069</b>	<b>32,684</b>	<b>1/622,498</b>
<b>Average staple length (324 inches)</b>	<b>33.1</b>	<b>32.9</b>	<b>32.7</b>	<b>32.1</b>	<b>31.7</b>	<b>32.7</b>	<b>-</b>	<b>33.6</b>	<b>33.4</b>	<b>32.9</b>	<b>32.2</b>	<b>33.3</b>

1/ As reported by the Bureau of the Census, running bales, lintere excluded.

Table 29.—Grade and staple length of upland cotton ginned, during specified periods, by States, 1949-50 -- Continued

Grade and staple length	TEXAS						VIRGINIA					
	Prior to Sept. 1	September	October	November	After Nov. 30	Total Crop	Prior to Sept. 1	September	October	November	After Nov. 30	Total Crop
	Bales	Bales	Bales	Bales	Bales	Bales	Bales	Bales	Bales	Bales	Bales	Bales
<b>Extra White:</b>												
3-0.M.	11	2,333	4,365	103	1	7,203	-	-	-	-	-	-
4-0.M.	37	22,493	43,354	5,824	130	71,238	-	-	-	-	-	-
5-M.	76	16,095	23,117	31,961	3,429	74,678	-	-	-	-	-	-
6-0.L.M.	29	1,252	2,545	8,934	7,004	19,764	-	-	-	-	-	-
7-L.M.	2	35	286	943	2,582	3,848	-	-	-	-	-	-
8-0.G.O.	-	-	47	99	2,142	2,288	-	-	-	-	-	-
9-0.O.	-	-	-	3	1,181	1,184	-	-	-	-	-	-
<b>Total</b>	<b>155</b>	<b>42,208</b>	<b>73,714</b>	<b>48,257</b>	<b>16,469</b>	<b>180,803</b>	-	-	-	-	-	-
<b>White:</b>												
1-M.F.	-	-	-	-	-	-	-	-	-	-	-	-
2-0.G.M.	-	36	23	-	-	59	-	-	-	-	-	-
3-0.M.	5,772	9,674	1,024	70	6	16,546	-	-	-	-	-	-
4-0.M.	119,029	120,293	23,007	1,960	233	272,522	-	-	-	-	-	-
5-M.	566,191	444,011	202,292	79,205	5,355	1,269,134	-	165	221	15	-	399
6-0.L.M.	205,279	322,201	346,837	446,809	141,808	1,468,934	-	1,766	6,046	2,543	621	10,976
7-L.M.	41,604	77,715	144,164	226,765	175,752	666,930	-	217	1,079	2,108	1,678	5,662
8-0.G.O.	3,757	4,871	20,780	37,630	36,955	103,993	-	-	33	3	37	73
9-0.O.	95	111	627	1,292	4,199	6,324	-	-	-	-	-	-
<b>Total</b>	<b>943,727</b>	<b>956,942</b>	<b>739,054</b>	<b>793,811</b>	<b>364,208</b>	<b>3,797,742</b>	-	<b>2,146</b>	<b>8,179</b>	<b>4,669</b>	<b>2,136</b>	<b>17,130</b>
<b>Spotted:</b>												
3-0.M.	3,860	10,911	10,476	5,077	1,084	31,408	-	-	-	-	-	-
4-0.M.	21,571	90,023	166,343	162,180	24,037	464,154	-	-	11	7	10	28
5-M.	4,559	22,360	90,505	474,636	253,586	845,546	-	54	211	140	75	480
6-0.L.M.	429	987	8,423	81,268	228,146	319,253	-	14	31	-	13	58
7-L.M.	28	53	421	3,053	29,700	34,165	-	-	11	-	-	11
<b>Total</b>	<b>30,447</b>	<b>124,234</b>	<b>276,168</b>	<b>727,124</b>	<b>536,553</b>	<b>1,694,526</b>	-	<b>68</b>	<b>264</b>	<b>147</b>	<b>98</b>	<b>577</b>
<b>Tinged:</b>												
3-0.M.	12	-	-	50	-	62	-	-	-	-	-	-
4-0.M.	-	-	62	1,511	2,904	4,477	-	-	-	-	-	-
5-M.	-	-	38	5,705	28,900	34,643	-	-	-	-	-	-
6-0.L.M.	-	-	-	1,300	20,411	21,711	-	-	-	-	-	-
7-L.M.	-	-	-	139	2,344	2,523	-	-	-	-	-	-
<b>Total</b>	<b>12</b>	<b>-</b>	<b>100</b>	<b>8,605</b>	<b>54,579</b>	<b>63,296</b>	-	-	-	-	-	-
<b>Stained:</b>												
3-0.M.	-	-	-	-	-	-	-	-	-	-	-	-
4-0.M.	-	-	-	-	13	13	-	-	-	-	-	-
5-M.	-	-	-	-	96	96	-	-	-	-	-	-
<b>Total</b>	<b>-</b>	<b>-</b>	<b>-</b>	<b>-</b>	<b>109</b>	<b>109</b>	-	-	-	-	-	-
<b>Grays:</b>												
3-0.M.	-	36	702	402	57	1,197	-	-	-	-	-	-
4-0.M.	9	194	6,062	18,727	4,341	29,333	-	-	-	-	-	-
5-M.	41	448	6,547	52,433	9,866	69,335	-	-	-	-	-	-
6-0.L.M.	19	132	1,576	15,552	796	18,075	-	-	-	-	-	-
<b>Total</b>	<b>69</b>	<b>810</b>	<b>14,887</b>	<b>87,114</b>	<b>15,066</b>	<b>117,940</b>	-	-	-	-	-	-
<b>Below Grade</b>	<b>9</b>	<b>3</b>	<b>29</b>	<b>1,335</b>	<b>2,226</b>	<b>3,602</b>	-	<b>14</b>	<b>6</b>	-	-	<b>20</b>
<b>All grades</b>	<b>974,419</b>	<b>1,124,197</b>	<b>1,103,952</b>	<b>1,666,246</b>	<b>989,204</b>	<b>15,958,018</b>	-	<b>2,228</b>	<b>8,449</b>	<b>4,816</b>	<b>2,234</b>	<b>17,727</b>
<b>Grade index</b>	<b>98.5</b>	<b>97.5</b>	<b>94.9</b>	<b>91.8</b>	<b>87.3</b>	<b>93.8</b>	-	<b>93.3</b>	<b>92.0</b>	<b>90.0</b>	<b>87.7</b>	<b>91.1</b>
<b>Staple length (inches)</b>												
13/16 and shorter	660	6,404	23,170	213,822	316,444	560,567	-	-	-	-	-	-
7/8	6,758	65,613	202,366	507,943	384,324	1,227,004	-	-	-	-	-	-
29/32	31,313	158,621	243,448	381,021	440,395	954,798	-	-	-	-	-	-
15/16	108,040	371,098	334,748	292,040	83,594	1,189,520	-	14	-	-	14	39
11/32	132,418	235,568	134,543	100,240	25,094	627,963	-	14	-	15	10	39
1	203,285	146,172	61,529	40,976	17,010	466,972	-	68	285	258	134	745
1-1/32	271,570	78,200	26,529	11,327	4,846	390,472	-	1,928	4,555	3,780	1,089	12,252
1-1/16	197,759	18,424	7,142	12,070	5,342	240,757	-	204	3,273	746	101	4,324
1-1/8	20,767	6,717	16,080	23,608	6,902	74,074	-	-	325	17	-	342
1-5/32	1,315	17,224	29,179	9,797	3,084	60,999	-	-	11	-	-	11
1-1/4	45	4,056	4,632	5,201	1,640	15,574	-	-	-	-	-	-
1-3/16	132	4,813	10,644	7,429	313	23,331	-	-	-	-	-	-
1-7/32	132	7,301	9,657	705	29	17,824	-	-	-	-	-	-
1-1/2 and longer	117	3,986	2,285	8	187	6,583	-	-	-	-	-	-
<b>All lengths</b>	<b>974,419</b>	<b>1,124,197</b>	<b>1,103,952</b>	<b>1,666,246</b>	<b>989,204</b>	<b>15,958,018</b>	-	<b>2,228</b>	<b>8,449</b>	<b>4,816</b>	<b>2,234</b>	<b>17,727</b>
<b>Average staple length (324 inches)</b>	<b>32.3</b>	<b>30.7</b>	<b>30.1</b>	<b>28.9</b>	<b>28.0</b>	<b>29.9</b>	-	<b>33.0</b>	<b>33.4</b>	<b>33.1</b>	<b>33.0</b>	<b>33.2</b>

1/ As reported by the Bureau of the Census, running bales, linters excluded.

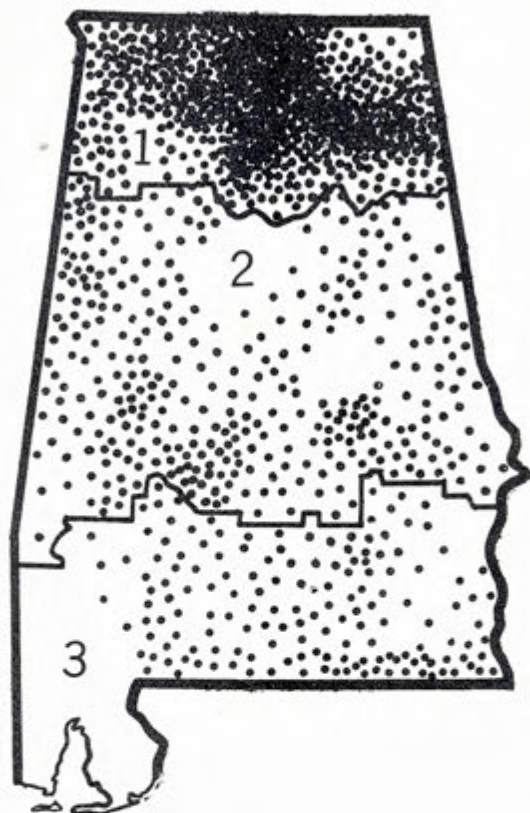
Table 30.—Grade and staple length of upland cotton ginned, by States and districts, 1940-50

Grade and staple length	ALABAMA					ARKANSAS				
	Ginned in district			Ginned in the State	Ginned in district				Ginned in the State	
	1	2	3		1	2	3	4		
Grades	Bales	Bales	Bales	Bales	Bales	Bales	Bales	Bales	Bales	Bales
White:										
1-M.F.	-	-	-	-	-	-	-	-	-	-
2-G.M.	-	-	-	-	-	-	-	-	-	-
3-G.M.	112	46	-	188	30	81	10	-	-	121
4-G.M.	7,333	2,019	1,391	10,743	2,177	17,648	3,066	10,280	-	33,188
5-M.	159,773	101,820	33,362	293,665	22,284	285,388	46,641	130,769	-	486,972
6-S.L.M.	227,325	106,234	66,060	397,609	15,885	355,400	30,419	77,182	-	486,886
7-L.M.	31,403	9,462	16,076	56,931	8,067	111,646	13,135	71,567	-	204,404
8-S.O.O.	3,619	378	1,602	5,699	2,462	30,697	825	17,288	-	51,292
9-G.O.	545	12	101	658	249	4,466	53	2,703	-	7,871
Total	429,110	218,661	116,682	764,353	51,174	806,322	104,039	309,789	-	1,270,304
Spotted:										
3-G.M.	334	297	325	946	64	66	50	122	-	302
4-G.M.	24,255	21,201	7,797	53,251	4,683	10,912	2,216	3,616	-	21,326
5-M.	17,179	7,705	3,791	28,665	11,986	69,993	14,838	26,904	-	113,721
6-S.L.M.	3,007	469	399	3,875	4,299	18,396	2,511	8,825	-	34,031
7-L.M.	572	35	188	795	418	11,568	121	1,331	-	13,426
Total	46,345	29,697	12,460	87,502	21,450	100,925	19,736	40,697	-	182,806
Tinged:										
3-G.M.	-	-	-	-	-	20	-	-	-	20
4-G.M.	-	-	-	-	-	344	-	-	-	344
5-M.	-	-	-	-	21	506	-	18	-	544
6-S.L.M.	-	-	-	-	9	492	-	9	-	510
7-L.M.	10	-	-	10	-	2,549	-	-	-	2,549
Total	10	-	-	10	30	3,910	-	27	-	3,967
Stained:										
3-G.M.	-	-	-	-	-	-	-	-	-	-
4-G.M.	-	-	-	-	-	-	-	-	-	-
5-M.	-	-	-	-	-	-	-	-	-	-
Total	-	-	-	-	-	-	-	-	-	-
Greys:										
3-G.M.	-	-	-	-	-	123	19	39	-	181
4-G.M.	24	-	100	124	482	10,818	2,615	6,594	-	22,404
5-M.	125	62	617	804	3,745	49,953	13,902	54,281	-	121,881
6-S.L.M.	14	-	-	14	112	320	186	845	-	1,463
Total	163	62	717	942	4,339	61,209	16,622	63,759	-	145,929
Below Grade	54	12	30	96	10	3,618	-	1,046	-	4,677
All Grades	474,682	248,432	129,789	1/ 852,903	77,003	974,984	140,397	415,301	-	1/ 1,607,686
Grade index	95.5	95.5	94.5	95.7	93.3	93.0	94.0	91.9	-	92.8
Staple length (inches)										
15/16 and shorter	21	11	63	95	1,220	299	-	11	-	1,550
7/8	469	40	92	601	8,703	4,434	113	842	-	14,092
29/32	618	53	176	743	4,742	2,968	222	1,089	-	8,969
15/16	2,415	1,370	1,773	5,658	11,826	27,977	1,961	6,703	-	48,467
31/32	3,874	3,864	3,004	10,732	9,912	33,286	4,326	12,507	-	60,031
1	59,843	36,018	23,194	118,062	21,569	162,071	24,056	86,874	-	265,680
1-1/32	248,984	118,951	64,644	432,479	14,789	250,660	59,302	153,010	-	477,731
1-1/16	140,080	82,408	36,320	257,738	3,900	367,329	40,875	127,591	-	539,395
1-3/32	13,486	6,230	1,635	21,281	313	123,418	8,223	36,758	-	168,707
1-1/8	2,178	415	89	2,679	36	7,864	1,152	7,100	-	16,151
1-5/32	253	56	-	309	-	1,241	187	1,932	-	3,360
1-3/16	748	30	-	778	7	1,008	-	1,194	-	2,209
1-7/32	427	-	-	427	-	792	-	567	-	1,359
1-1/4 and longer	1,452	9	-	1,461	7	1,749	-	578	-	2,134
All lengths	474,682	248,432	129,789	1/ 852,903	77,003	974,984	140,397	415,301	-	1/ 1,607,686
Average staple length (32d inches)	33.2	33.2	33.0	33.2	31.1	33.3	33.2	33.3	-	33.2

1/ As reported by the Bureau of the Census, running bales, linters excluded.

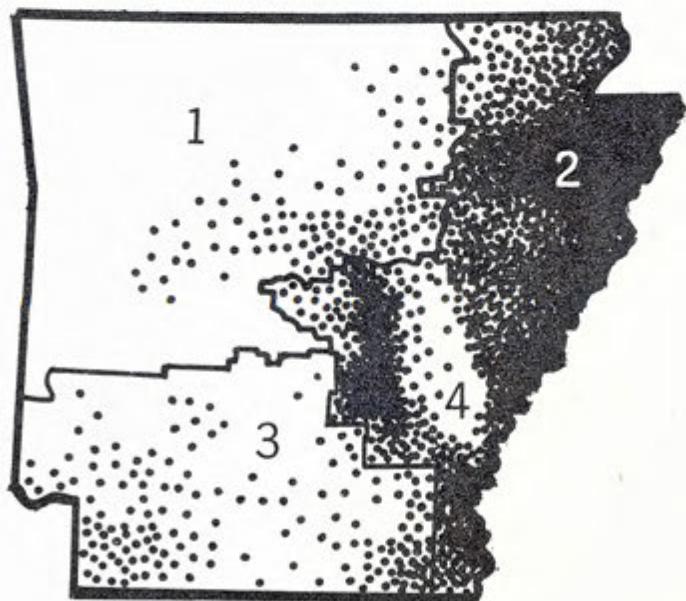


## COTTON PRODUCTION BY DISTRICTS, 1948-49



ALABAMA

ARKANSAS



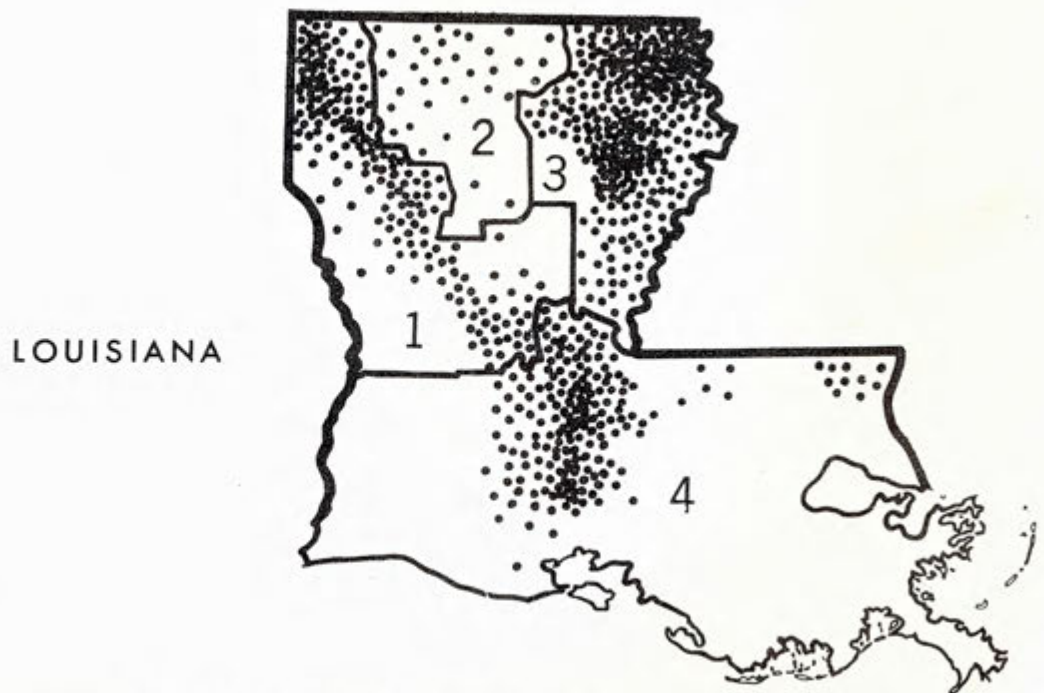
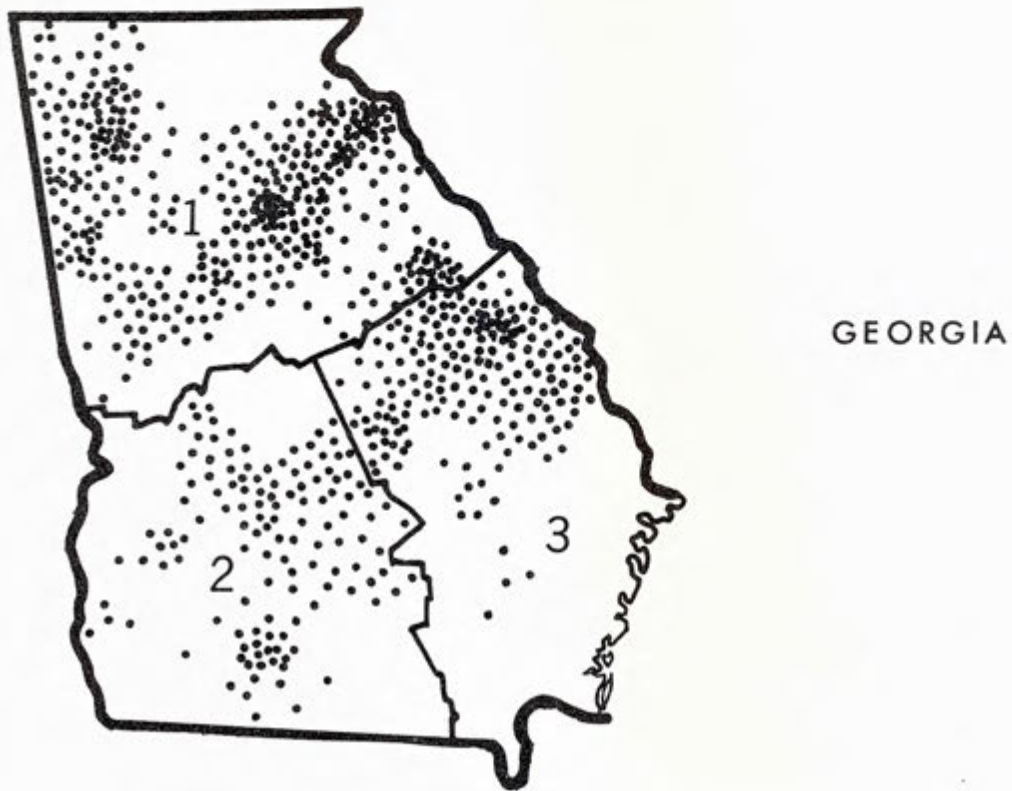
*Each dot represents 1,000 bales*

Table 30--Grade and staple length of upland cotton ginned, by States and districts, 1949-50 - Continued

Grade and staple length	GEORGIA				LOUISIANA				
	Ginned in district			Ginned in the State	Ginned in district				Ginned in the State
	1	2	3		1	2	3	4	
<b>Grades</b>	<b>Bales</b>	<b>Bales</b>	<b>Bales</b>	<b>Bales</b>	<b>Bales</b>	<b>Bales</b>	<b>Bales</b>	<b>Bales</b>	<b>Bales</b>
<b>White:</b>									
1-M.F. . . . .	-	-	-	-	-	-	-	-	-
2-S.G.M. . . . .	-	-	-	-	-	-	-	-	-
3-G.M. . . . .	144	-	-	144	-	-	752	12	764
4-S.M. . . . .	2,960	417	544	3,921	1,464	654	38,740	3,316	44,154
5-M. . . . .	71,850	25,230	25,901	122,981	39,331	27,330	108,878	73,093	246,632
6-S.L.M. . . . .	147,017	101,640	76,680	325,307	65,341	17,604	92,015	44,357	219,317
7-L.M. . . . .	17,324	31,531	23,302	72,157	40,523	5,021	17,752	10,676	82,972
8-S.G.O. . . . .	1,411	3,389	2,027	6,827	11,382	180	671	1,406	13,639
9-G.O. . . . .	203	476	126	805	764	10	19	145	938
<b>Total . . . . .</b>	<b>240,909</b>	<b>162,683</b>	<b>128,650</b>	<b>532,142</b>	<b>167,805</b>	<b>50,779</b>	<b>258,827</b>	<b>133,006</b>	<b>610,416</b>
<b>Spotted:</b>									
3-G.M. . . . .	102	12	8	122	-	12	7	46	65
4-S.M. . . . .	17,469	2,491	3,761	23,721	784	160	1,644	1,704	4,292
5-M. . . . .	33,203	4,893	10,378	48,474	5,457	323	1,151	1,206	8,156
6-S.L.M. . . . .	4,014	568	720	5,302	5,264	28	168	275	5,855
7-L.M. . . . .	261	69	22	352	1,657	9	7	159	2,132
<b>Total . . . . .</b>	<b>55,049</b>	<b>8,033</b>	<b>14,889</b>	<b>77,971</b>	<b>13,462</b>	<b>532</b>	<b>2,977</b>	<b>3,469</b>	<b>20,460</b>
<b>Tinged:</b>									
3-G.M. . . . .	-	-	-	-	-	-	-	-	-
4-S.M. . . . .	42	-	-	42	-	-	-	-	-
5-M. . . . .	33	-	-	33	16	-	-	-	16
6-S.L.M. . . . .	20	-	-	20	-	-	-	-	-
7-L.M. . . . .	-	-	-	-	-	-	-	-	-
<b>Total . . . . .</b>	<b>95</b>	<b>-</b>	<b>-</b>	<b>95</b>	<b>16</b>	<b>-</b>	<b>-</b>	<b>-</b>	<b>16</b>
<b>Stained:</b>									
3-G.M. . . . .	-	-	-	-	-	-	-	-	-
4-S.M. . . . .	10	-	-	10	-	-	-	-	-
5-M. . . . .	-	-	-	-	-	-	-	-	-
<b>Total . . . . .</b>	<b>10</b>	<b>-</b>	<b>-</b>	<b>10</b>	<b>-</b>	<b>-</b>	<b>-</b>	<b>-</b>	<b>-</b>
<b>Gray:</b>									
3-G.M. . . . .	-	-	-	-	-	-	-	-	-
4-S.M. . . . .	317	700	-	1,017	-	10	68	-	78
5-M. . . . .	528	937	-	1,465	1,650	109	375	213	2,347
6-S.L.M. . . . .	-	8	-	8	-	-	11	13	24
<b>Total . . . . .</b>	<b>845</b>	<b>1,645</b>	<b>-</b>	<b>2,490</b>	<b>1,650</b>	<b>119</b>	<b>454</b>	<b>226</b>	<b>2,449</b>
<b>Below Grade . . . . .</b>	<b>10</b>	<b>48</b>	<b>64</b>	<b>122</b>	<b>133</b>	<b>-</b>	<b>14</b>	<b>128</b>	<b>275</b>
<b>All grades . . . . .</b>	<b>296,918</b>	<b>172,409</b>	<b>143,503</b>	<b>1/ 612,830</b>	<b>183,066</b>	<b>51,430</b>	<b>262,272</b>	<b>136,846</b>	<b>1/ 633,616</b>
<b>Grade index . . . . .</b>	<b>94.9</b>	<b>92.6</b>	<b>93.3</b>	<b>94.0</b>	<b>91.1</b>	<b>96.3</b>	<b>97.3</b>	<b>96.4</b>	<b>95.3</b>
<b>Staple length (inches)</b>									
13/16 and shorter . . . . .	21	33	22	76	187	11	-	-	198
7/8 . . . . .	71	218	324	613	632	163	-	-	785
29/32 . . . . .	56	89	406	551	197	183	-	-	380
15/16 . . . . .	658	2,049	3,580	6,267	496	783	58	336	1,673
31/32 . . . . .	2,221	8,128	8,683	19,032	539	1,233	122	68	1,962
1 . . . . .	47,620	62,831	81,636	161,697	10,139	8,746	1,134	4,121	24,140
1-1/32 . . . . .	189,961	86,100	59,214	335,275	73,765	23,353	26,912	43,823	167,853
1-1/16 . . . . .	53,490	12,475	19,262	85,227	87,681	16,143	138,514	75,406	317,644
1-5/32 . . . . .	2,664	523	452	3,639	9,176	793	80,142	12,647	102,757
1-1/8 . . . . .	156	15	24	195	323	12	12,830	447	13,612
1-6/32 . . . . .	-	-	-	-	32	20	1,871	-	1,923
1-3/16 . . . . .	-	-	-	-	-	-	433	-	433
1-7/32 . . . . .	-	-	-	-	-	-	104	-	104
1-1/4 and longer . . . . .	-	246	-	246	-	-	152	-	152
<b>All lengths . . . . .</b>	<b>296,918</b>	<b>172,409</b>	<b>143,503</b>	<b>1/ 612,830</b>	<b>183,066</b>	<b>51,430</b>	<b>262,272</b>	<b>136,846</b>	<b>1/ 633,616</b>
<b>Average staple length (32d inches) . . . . .</b>	<b>33.0</b>	<b>32.7</b>	<b>32.6</b>	<b>32.6</b>	<b>33.6</b>	<b>33.1</b>	<b>34.3</b>	<b>33.7</b>	<b>33.8</b>

1/ As reported by the Bureau of the Census, running bales, linters excluded.

## COTTON PRODUCTION BY DISTRICTS, 1948-49



*Each dot represents 1,000 bales*

Table 30.--Grade and staple length of upland cotton ginned, by States and districts, 1949-50 - Continued

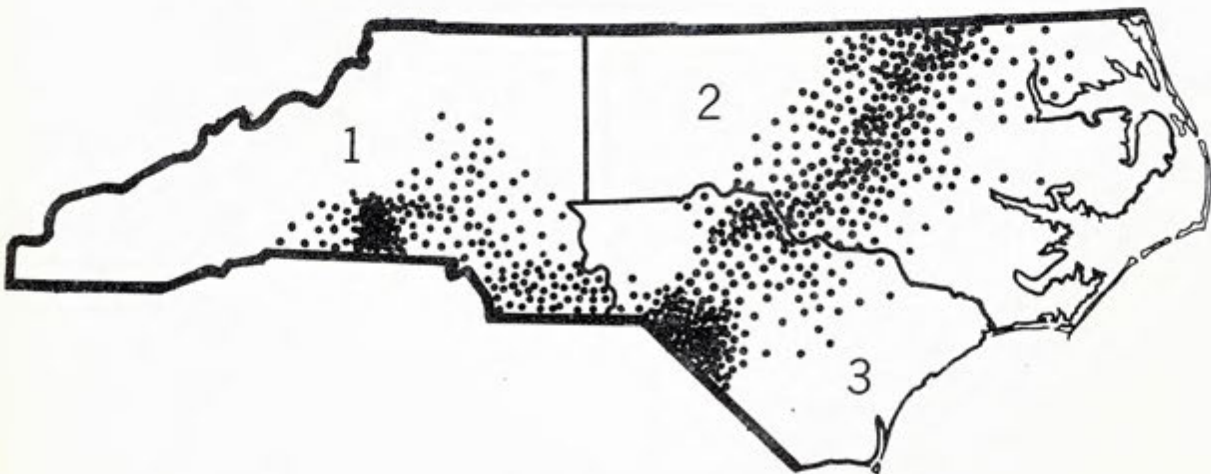
Grade and staple length	MISSISSIPPI					NORTH CAROLINA				
	Ginned in district				Ginned in the	Ginned in district				Ginned in the
	1	2	3	4	State	1	2	3	State	
	Grades	Bales	Bales	Bales	Bales	Bales	Bales	Bales	Bales	Bales
Whites:										
1-M.F. . . . .	-	-	-	-	-	-	-	-	-	-
2-G.M. . . . .	-	-	-	-	-	-	-	-	-	-
3-G.M. . . . .	2,075	-	-	-	2,075	-	-	-	-	-
4-G.M. . . . .	85,638	1,861	4,385	1,032	90,916	1,123	92	-	-	1,215
5-M. . . . .	367,113	109,200	71,212	51,272	598,797	29,994	5,371	1,282	-	36,247
6-S.L.M. . . . .	281,976	153,291	60,800	56,738	552,805	92,702	156,805	56,585	-	286,090
7-L.M. . . . .	104,129	14,158	1,765	5,300	125,352	17,655	42,495	16,897	-	107,045
8-S.G.O. . . . .	6,084	227	8	169	6,488	2,650	797	1,129	-	4,576
9-G.O. . . . .	185	-	-	8	193	215	10	71	-	296
Total . . . . .	845,798	279,057	138,190	114,519	1,377,544	143,937	185,570	105,962	-	435,469
Spotted:										
3-G.M. . . . .	27	88	-	-	115	114	-	-	-	114
4-G.M. . . . .	1,914	7,830	1,899	194	11,817	10,556	539	119	-	11,214
5-M. . . . .	7,985	10,267	439	372	19,069	26,833	1,706	1,041	-	29,580
6-S.L.M. . . . .	1,998	143	20	113	2,574	9,327	103	124	-	9,554
7-L.M. . . . .	335	24	-	-	357	2,587	154	-	-	2,741
Total . . . . .	12,257	18,632	2,358	679	33,906	49,417	2,502	1,284	-	53,203
Tinged:										
3-G.M. . . . .	-	-	-	-	-	-	-	-	-	-
4-G.M. . . . .	14	-	-	-	14	356	-	-	-	356
5-M. . . . .	7	-	-	-	7	994	-	-	-	994
6-S.L.M. . . . .	-	-	-	-	-	993	-	-	-	993
7-L.M. . . . .	-	-	-	-	-	207	-	-	-	207
Total . . . . .	21	-	-	-	21	2,150	-	-	-	2,150
Stained:										
3-G.M. . . . .	-	-	-	-	-	-	-	-	-	-
4-G.M. . . . .	-	-	-	-	-	-	-	-	-	-
5-M. . . . .	-	-	-	-	-	66	-	-	-	66
Total . . . . .	-	-	-	-	-	66	-	-	-	66
Grays:										
3-G.M. . . . .	26	34	-	-	60	-	-	-	-	-
4-G.M. . . . .	17,540	798	-	-	18,338	-	87	29	-	116
5-M. . . . .	25,544	3,296	-	-	28,840	9	286	186	-	481
6-S.L.M. . . . .	1,197	-	-	-	1,197	8	18	154	-	180
Total . . . . .	44,307	4,128	-	-	48,435	17	391	369	-	777
Below Grade . . . . .	129	-	-	7	136	105	-	-	-	105
All grades . . . . .	902,512	301,797	140,548	115,205	1,460,062	195,692	188,465	107,615	-	1,691,770
Grade index . . . . .	95.8	95.8	97.3	96.3	96.0	93.1	92.0	89.9	-	92.0
Staple length (inches)										
13/16 and shorter . . . . .	-	-	-	-	-	36	-	-	-	36
7/8 . . . . .	-	91	73	99	263	480	40	103	-	623
29/32 . . . . .	-	160	32	34	226	178	10	62	-	250
15/16 . . . . .	-	575	95	41	711	2,441	155	1,162	-	3,758
31/32 . . . . .	12	547	34	127	720	4,261	1,389	5,514	-	11,104
1 . . . . .	5,076	5,961	3,273	2,549	16,899	23,162	22,019	32,332	-	77,513
1-1/32 . . . . .	44,830	14,889	50,248	42,806	182,773	96,558	133,224	59,016	-	289,798
1-1/16 . . . . .	349,132	191,643	76,700	61,945	679,470	54,256	29,558	8,699	-	92,513
1-1/32 . . . . .	407,546	53,790	8,757	6,662	476,755	9,835	1,836	635	-	12,306
1-1/8 . . . . .	77,744	2,430	763	899	81,773	2,317	272	37	-	2,626
1-5/32 . . . . .	14,455	401	114	51	15,021	739	10	36	-	785
1-3/16 . . . . .	1,130	166	147	59	1,522	345	10	9	-	344
1-7/32 . . . . .	556	197	33	-	786	284	-	-	-	284
1-1/4 and longer . . . . .	1,364	947	272	33	3,223	800	-	10	-	810
All lengths . . . . .	902,512	301,797	140,548	115,205	1,460,062	195,692	188,465	107,615	-	1,691,770
Average staple length (324 inches) . . . . .	34.6	34.0	33.7	33.7	34.3	33.3	33.0	32.7	-	33.0

1/ As reported by the Bureau of the Census, running bales, linters excluded.

## COTTON PRODUCTION BY DISTRICTS, 1948-49



## NORTH CAROLINA




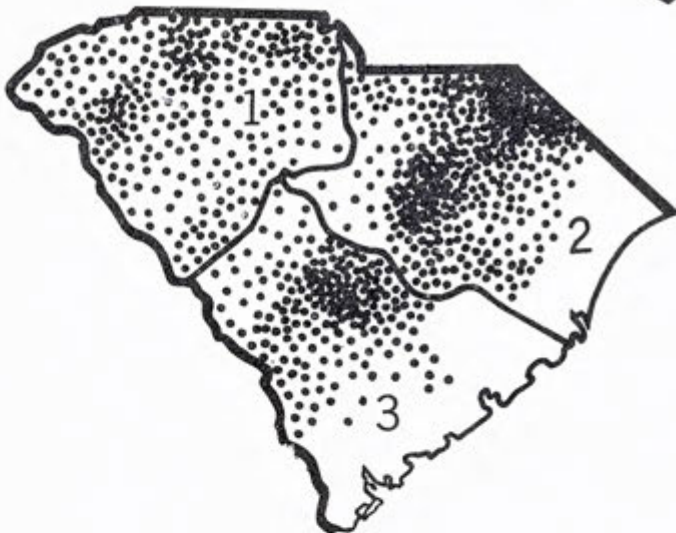
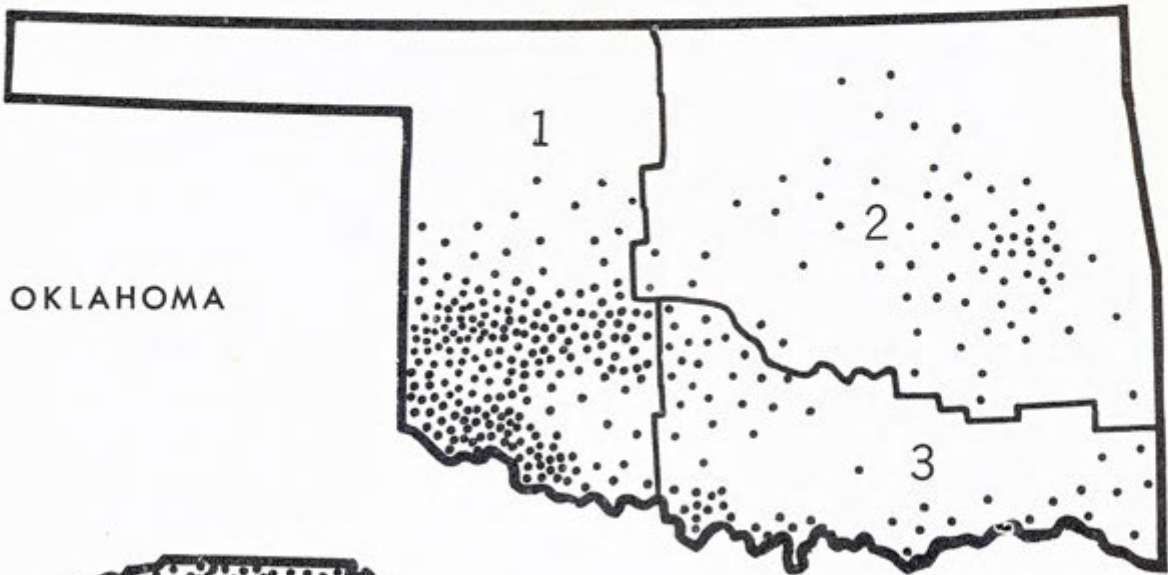
*Each dot represents 1,000 bales*

Table 30.--Grade and staple length of upland cotton ginned, by States and districts, 1948-50 - Continued

Grade and staple length	OKLAHOMA				SOUTH CAROLINA				TENNESSEE				
	Ginned in district			Ginned in the	Ginned in district			Ginned in the	Ginned in district			Ginned in the	
	1	2	3	State	1	2	3	State	1	2	3	State	
<b>Grades</b>	<b>Bales</b>	<b>Bales</b>	<b>Bales</b>	<b>Bales</b>	<b>Bales</b>	<b>Bales</b>	<b>Bales</b>	<b>Bales</b>	<b>Bales</b>	<b>Bales</b>	<b>Bales</b>	<b>Bales</b>	<b>Bales</b>
<b>White:</b>													
1-M.P.	-	-	-	-	-	-	-	-	-	-	-	-	-
2-G.M.	-	-	29	29	-	-	-	-	-	-	-	-	-
3-G.M.	117	14	-	131	-	23	-	23	-	-	22	-	22
4-S.M.	4,886	2,136	1,178	7,710	792	2,615	358	5,765	6,306	5,912	-	-	12,218
5-M.	39,908	12,481	10,401	62,790	30,680	36,209	20,024	86,913	173,423	28,089	-	-	196,492
6-S.L.M.	146,593	80,381	27,160	194,134	110,229	114,144	67,067	291,439	263,610	24,468	-	-	288,096
7-L.M.	46,246	17,020	18,002	83,268	26,141	79,456	28,874	134,171	39,314	1,977	-	-	41,291
8-G.O.	7,631	7,502	3,442	18,575	1,328	9,972	1,834	13,134	10,364	284	-	-	10,648
9-G.O.	464	494	294	1,252	62	1,504	141	1,707	320	-	-	-	320
<b>Total</b>	<b>247,553</b>	<b>89,998</b>	<b>60,506</b>	<b>367,657</b>	<b>169,232</b>	<b>245,923</b>	<b>117,988</b>	<b>531,143</b>	<b>493,537</b>	<b>58,760</b>	<b>-</b>	<b>-</b>	<b>549,087</b>
<b>Spotted:</b>													
3-G.M.	5,066	1,227	2,172	8,465	73	-	-	73	124	120	-	-	244
4-S.M.	71,926	11,894	14,579	98,469	4,620	554	106	5,282	14,968	3,331	-	-	18,316
5-M.	61,095	8,433	14,432	83,960	14,468	1,319	531	16,318	26,168	4,646	-	-	30,713
6-S.L.M.	12,701	4,136	3,735	20,571	3,662	299	83	4,014	11,298	746	-	-	12,044
7-L.M.	1,620	2,356	469	4,445	135	314	-	449	4,746	191	-	-	4,937
<b>Total</b>	<b>182,498</b>	<b>28,046</b>	<b>35,387</b>	<b>215,930</b>	<b>22,958</b>	<b>2,486</b>	<b>692</b>	<b>26,136</b>	<b>57,321</b>	<b>8,953</b>	<b>-</b>	<b>-</b>	<b>66,284</b>
<b>Tinged:</b>													
3-G.M.	68	-	-	68	-	-	-	-	38	-	-	-	38
4-S.M.	824	-	16	840	10	-	-	10	480	9	-	-	489
5-M.	876	-	30	906	9	-	-	9	409	22	-	-	431
6-S.L.M.	229	95	-	324	-	-	-	-	1,292	4	-	-	1,296
7-L.M.	7	12	-	19	-	-	-	-	213	-	-	-	213
<b>Total</b>	<b>2,004</b>	<b>107</b>	<b>46</b>	<b>2,157</b>	<b>19</b>	<b>-</b>	<b>-</b>	<b>19</b>	<b>2,432</b>	<b>35</b>	<b>-</b>	<b>-</b>	<b>2,467</b>
<b>Yellow stained:</b>													
3-G.M.	-	-	-	-	-	-	-	-	-	-	-	-	-
4-S.M.	-	-	12	12	-	-	-	-	-	-	-	-	-
5-M.	-	-	-	-	-	-	-	-	-	-	-	-	-
<b>Total</b>	<b>-</b>	<b>-</b>	<b>12</b>	<b>12</b>	<b>-</b>	<b>-</b>	<b>-</b>	<b>-</b>	<b>-</b>	<b>-</b>	<b>-</b>	<b>-</b>	<b>-</b>
<b>Gray:</b>													
3-G.M.	9	-	-	9	-	-	-	-	43	63	-	-	106
4-S.M.	231	12	37	280	-	117	43	160	1,264	199	-	-	1,463
5-M.	691	10	170	871	293	6,768	1,684	7,736	2,907	181	-	-	3,086
6-S.L.M.	240	-	-	240	-	183	45	198	-	9	-	-	9
<b>Total</b>	<b>1,171</b>	<b>22</b>	<b>207</b>	<b>1,400</b>	<b>293</b>	<b>6,988</b>	<b>1,772</b>	<b>8,093</b>	<b>4,264</b>	<b>462</b>	<b>-</b>	<b>-</b>	<b>4,666</b>
<b>Below Grade</b>	<b>167</b>	<b>27</b>	<b>21</b>	<b>215</b>	<b>8</b>	<b>213</b>	<b>54</b>	<b>276</b>	<b>34</b>	<b>-</b>	<b>-</b>	<b>-</b>	<b>34</b>
<b>All grades</b>	<b>403,193</b>	<b>88,199</b>	<b>96,179</b>	<b>1/ 667,871</b>	<b>192,810</b>	<b>252,660</b>	<b>120,806</b>	<b>1/ 666,666</b>	<b>567,328</b>	<b>66,170</b>	<b>-</b>	<b>-</b>	<b>1/ 622,498</b>
<b>Grade index</b>	<b>93.6</b>	<b>91.3</b>	<b>92.6</b>	<b>93.1</b>	<b>93.5</b>	<b>91.0</b>	<b>92.4</b>	<b>92.1</b>	<b>94.6</b>	<b>96.7</b>	<b>-</b>	<b>-</b>	<b>94.8</b>
<b>Staple length (inches)</b>													
15/16 and shorter	27,999	1,099	18,808	44,405	-	-	-	-	370	-	-	-	370
7/8	106,948	5,024	20,298	136,270	149	3,281	244	3,674	3,771	1,128	-	-	4,699
29/32	76,553	12,528	11,288	100,667	7	590	82	679	3,088	2,628	-	-	5,694
15/16	107,019	30,194	21,866	166,479	1,966	14,714	3,329	19,998	15,836	7,070	-	-	29,906
31/32	47,177	17,826	11,810	76,813	4,782	18,496	7,370	30,648	12,697	4,665	-	-	17,362
1	30,232	12,715	10,401	54,348	39,785	97,620	46,867	184,272	55,603	7,431	-	-	63,034
1-1/8	6,395	3,483	4,622	14,410	92,854	87,695	53,646	234,197	157,014	12,834	-	-	169,848
1-1/8	818	998	1,198	3,011	48,065	17,826	6,778	74,669	276,660	24,970	-	-	300,620
1-3/8	7	26	106	137	4,076	2,330	82	6,486	34,623	4,394	-	-	39,017
1-1/2	14	9	23	46	758	2,183	27	2,966	696	132	-	-	828
1-5/8	-	-	9	9	70	2,128	-	2,198	-	-	-	-	-
1-3/4	-	-	-	-	-	2,098	81	2,179	-	-	-	-	-
1-7/8	-	-	-	-	-	1,449	-	1,459	-	-	-	-	-
1-1/4 and longer	-	-	-	-	-	1,940	-	1,940	-	-	-	-	-
<b>All lengths</b>	<b>403,193</b>	<b>88,199</b>	<b>96,179</b>	<b>1/ 667,871</b>	<b>192,810</b>	<b>252,660</b>	<b>120,806</b>	<b>1/ 666,666</b>	<b>567,328</b>	<b>66,170</b>	<b>-</b>	<b>-</b>	<b>1/ 622,498</b>
<b>Average staple length (32d inches)</b>	<b>29.3</b>	<b>30.3</b>	<b>29.4</b>	<b>29.6</b>	<b>33.0</b>	<b>32.6</b>	<b>32.5</b>	<b>32.7</b>	<b>33.3</b>	<b>32.7</b>	<b>-</b>	<b>-</b>	<b>33.3</b>

1/ As reported by the Bureau of the Census, running bales, lintere excluded.

# COTTON PRODUCTION BY DISTRICTS, 1948-49



*Each dot represents 1,000 bales*

Table 30.—Grade and staple length of upland cotton ginned, by States and districts, 1949-50 - Continued

Grade and staple length	TEXAS											Ginned in the State
	Ginned in district											
	1	2	3	4	5	6	7	8	9	10		
<b>Extra Whites:</b>												
3-G.M.	-	-	-	-	-	7,203	-	-	-	-	-	7,203
4-S.M.	-	-	-	-	-	71,836	-	-	-	-	-	71,836
5-M.	-	-	-	-	-	74,678	-	-	-	-	-	74,678
6-S.L.M.	-	-	-	-	-	19,764	-	-	-	-	-	19,764
7-L.M.	-	-	-	-	-	3,848	-	-	-	-	-	3,848
8-S.O.O.	-	-	-	-	-	2,288	-	-	-	-	-	2,288
9-G.O.	-	-	-	-	-	1,184	-	-	-	-	-	1,184
<b>Total</b>	-	-	-	-	-	180,803	-	-	-	-	-	180,803
<b>White:</b>												
1-M.F.	-	-	-	-	-	-	-	-	-	-	-	-
2-S.O.M.	-	-	-	31	-	-	28	-	-	-	-	59
3-G.M.	17	167	53	13,338	44	-	79	1,806	-	-	1,042	16,546
4-S.M.	1,823	10,736	1,561	155,097	6,249	-	1,951	39,399	3,989	-	51,787	272,522
5-M.	68,521	176,604	11,312	281,318	100,505	-	12,641	185,153	51,085	-	381,695	1,269,134
6-S.L.M.	374,187	352,376	19,199	205,044	107,960	-	24,110	167,344	76,898	-	135,576	1,462,934
7-L.M.	237,095	90,617	6,568	158,688	48,045	-	10,237	50,354	33,222	-	31,504	666,330
8-S.O.O.	20,476	15,170	561	25,158	15,967	-	-	260	6,002	14,739	5,264	103,953
9-G.O.	2,229	1,588	36	645	594	-	-	11	276	748	194	6,324
<b>Total</b>	704,348	647,258	39,250	839,642	279,364	28	49,589	450,444	180,561	607,058	3,797,742	
<b>Spotted:</b>												
3-G.M.	2,399	8,457	188	13,015	753	5,723	109	694	116	124	31,108	
4-S.M.	111,199	219,590	4,841	71,105	16,821	13,110	5,435	12,733	3,656	5,362	164,154	
5-M.	580,294	180,866	6,824	38,844	16,635	5,370	7,159	5,754	1,801	1,959	845,516	
6-S.L.M.	270,159	30,124	524	6,520	4,845	3,122	1,416	1,187	625	431	319,253	
7-L.M.	25,778	2,755	17	611	1,551	2,709	108	495	100	44	34,165	
<b>Total</b>	989,629	441,794	12,394	130,095	40,605	30,334	14,227	21,203	6,328	7,917	1,694,526	
<b>Tinged:</b>												
3-G.M.	50	-	-	-	-	-	-	12	-	-	62	
4-S.M.	4,278	199	-	-	-	-	-	-	-	-	4,477	
5-M.	33,510	1,053	-	-	38	3	19	-	-	-	34,623	
6-S.L.M.	20,084	1,150	-	6	23	19	20	9	-	-	21,611	
7-L.M.	2,362	55	-	-	99	7	-	-	-	-	2,523	
<b>Total</b>	60,284	2,757	-	6	160	29	39	21	-	-	63,296	
<b>Yellow Stained:</b>												
3-G.M.	-	-	-	-	-	-	-	-	-	-	-	-
4-S.M.	13	-	-	-	-	-	-	-	-	-	-	13
5-M.	96	-	-	-	-	-	-	-	-	-	-	96
<b>Total</b>	109	-	-	-	-	-	-	-	-	-	-	109
<b>Gray:</b>												
3-G.M.	17	65	-	968	13	16	-	77	61	-	1,197	
4-S.M.	1,386	3,556	35	19,727	686	40	560	2,272	1,048	23	29,333	
5-M.	3,761	5,257	69	42,516	3,142	19	1,606	9,762	3,090	113	69,335	
6-S.L.M.	238	584	7	8,074	1,758	3	1,302	2,909	3,014	186	18,075	
<b>Total</b>	5,402	9,462	111	71,265	5,999	78	3,468	15,080	7,213	322	117,940	
<b>Below Grade</b>	1,068	197	-	106	1,278	940	-	-	-	-	13	3,602
<b>All grades</b>	1,760,840	1,101,468	51,755	1,041,114	327,006	212,212	67,323	486,888	194,102	615,310	1/ 5,858,018	
<b>Grade index</b>	90.3	96.5	94.5	95.1	93.4	99.3	93.4	95.7	92.4	98.0	95.8	
<b>Staple length (inches)</b>												
1 3/16 and shorter	469,994	75,860	2,618	9,497	461	153	1,342	119	-	493	560,567	
7/8	775,066	330,268	16,087	79,615	6,643	2,041	9,509	4,403	116	3,226	1,227,004	
29/32	297,062	326,989	16,788	237,238	18,862	17	21,190	23,095	1,151	10,204	954,790	
1 1/16	161,369	254,471	11,477	462,478	60,982	5,705	24,359	124,180	12,286	34,205	1,180,520	
31/32	34,035	79,007	2,051	100,453	81,622	240	8,386	141,899	50,119	50,151	627,863	
1	16,854	30,178	623	36,746	80,061	5,266	2,138	120,873	72,381	105,852	468,972	
1-1/32	4,386	4,410	79	4,804	57,035	5,453	397	61,305	45,398	207,205	390,472	
1-1/16	1,104	277	32	383	11,971	20,887	-	10,689	184,144	184,144	210,737	
1-3/32	277	8	-	-	1,104	51,081	-	308	1,185	20,111	76,074	
1-1/8	165	-	-	-	205	58,761	-	19	197	1,252	60,999	
1-5/32	178	-	-	-	40	15,308	-	-	9	139	15,674	
1-3/16	100	-	-	-	-	23,116	-	-	-	115	23,331	
1-7/32	10	-	-	-	-	17,693	-	-	-	121	17,824	
1-1/4 and longer	-	-	-	-	-	6,491	-	-	-	92	6,583	
<b>All lengths</b>	1,760,840	1,101,468	51,755	1,041,114	327,006	212,212	67,323	486,888	194,102	615,310	1/ 5,858,018	
<b>Average staple length (32d inches)</b>	27.9	29.0	28.9	29.8	31.3	35.8	29.5	31.2	32.0	32.8	29.9	

1/ As reported by the Bureau of the Census, running bales, linters excluded.



## COTTON PRODUCTION BY DISTRICTS, 1948-49

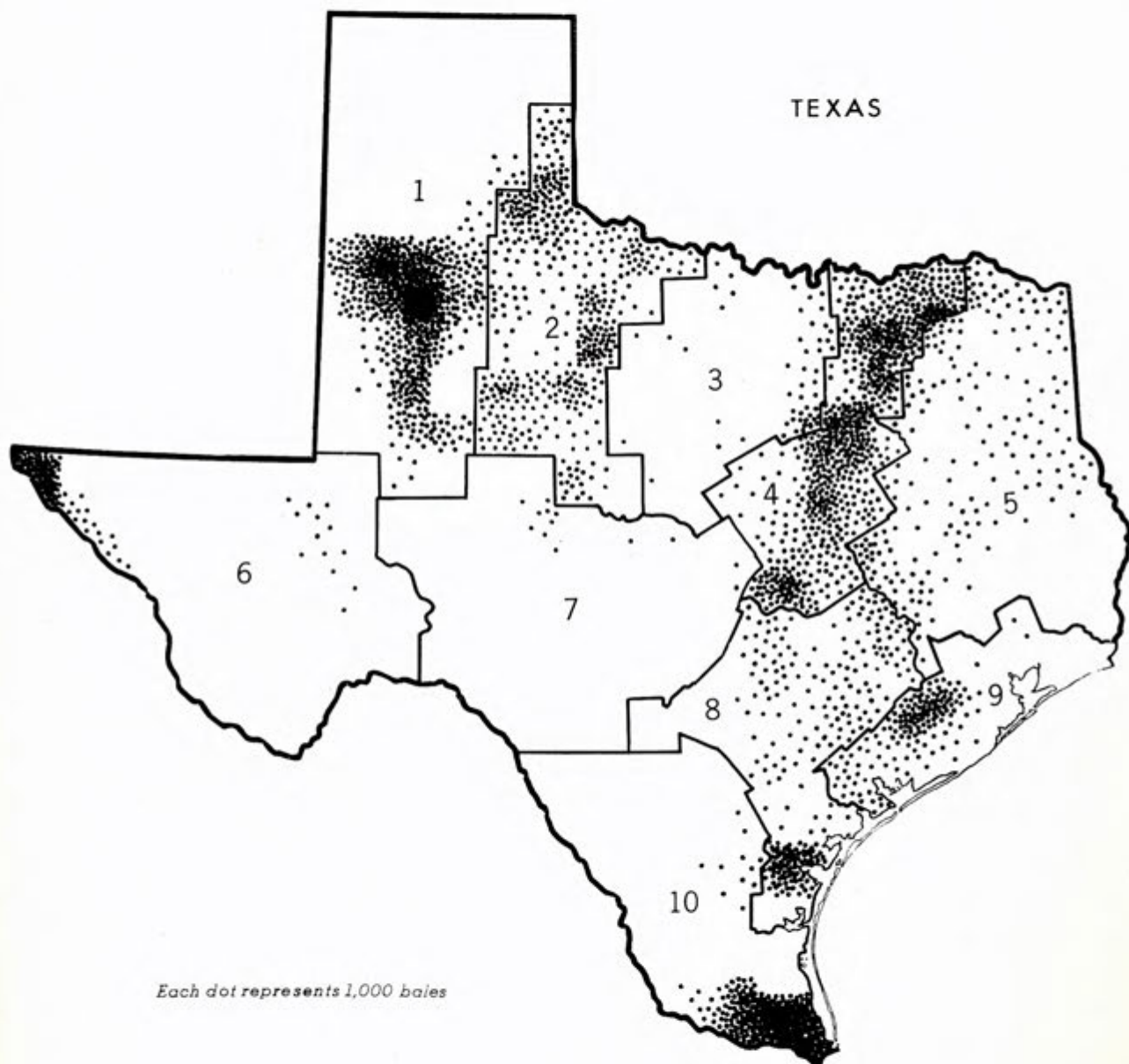






Table 32.- Grade and staple length of American Egyptian cotton in the carry-over, United States, August 1, 1950

Grade	1-3/8" and shorter	1-7/16" and 1-15/32"	1-1/2" and 1-17/32"	1-9/16" and longer	Total
	<u>Bales</u>	<u>Bales</u>	<u>Bales</u>	<u>Bales</u>	<u>Bales</u>
1	-	-	39	-	39
1½	-	15	62	-	77
2	108	108	850	-	1,066
2½	-	-	1,128	-	1,128
3	-	-	-	-	-
3½	-	31	-	-	31
4	-	-	-	-	-
4½	-	31	-	-	31
5	-	31	294	-	325
Below Grade	-	62	-	-	62
<b>Total</b>	<b>108</b>	<b>278</b>	<b>2,373</b>	<b>-</b>	<b>1/ 2,759</b>
<b>Percent</b>	<b>3.9</b>	<b>10.1</b>	<b>86.0</b>	<b>-</b>	<b>100.0</b>
	<u>Percent</u>	<u>Percent</u>	<u>Percent</u>	<u>Percent</u>	<u>Percent</u>
1	-	-	1.6	-	1.4
1½	-	5.4	2.6	-	2.8
2	100.0	38.7	35.8	-	38.7
2½	-	-	47.6	-	40.9
3	-	-	-	-	-
3½	-	11.2	-	-	1.1
4	-	-	-	-	-
4½	-	11.2	-	-	1.1
5	-	11.2	12.4	-	11.8
Below Grade	-	22.3	-	-	2.2
<b>Total</b>	<b>100.0</b>	<b>100.0</b>	<b>100.0</b>	<b>-</b>	<b>100.0</b>

1/ As reported by the Bureau of the Census.

Table 33.—Tenderability of upland cotton in the carry-over, United States, August 1, 1940-50

Year	Tenderable <sup>1/</sup>		Untenderable		Total <sup>2/</sup>	
	Bales	Percent	Bales	Percent	Bales	Percent
1940. . . . . <sup>3/</sup>	8,761,765	83.8	1,691,428	16.2	10,453,193	100.0
1941. . . . . <sup>3/</sup>	10,138,422	84.4	1,872,097	15.6	12,010,519	100.0
1942. . . . . <sup>3/</sup>	7,700,861	75.5	2,774,149	26.5	10,475,010	100.0
1943. . . . . <sup>3/</sup>	7,896,960	75.0	2,633,002	25.0	10,529,962	100.0
1944. . . . . <sup>3/</sup>	7,627,327	72.2	2,951,302	27.8	10,558,629	100.0
1945. . . . . <sup>3/</sup>	7,597,006	69.0	3,409,391	31.0	11,006,397	100.0
1946. . . . . <sup>3/</sup>	4,904,262	68.4	2,261,203	31.6	7,165,465	100.0
1947. . . . . <sup>3/</sup>	1,854,707	77.5	537,342	22.5	2,392,049	100.0
1948. . . . . <sup>3/</sup>	2,421,756	81.1	566,201	18.9	2,987,957	100.0
1949. . . . . <sup>3/</sup>	4,587,827	88.0	627,617	12.0	5,215,644	100.0
1950. . . . . <sup>3/</sup>	5,912,251	88.0	833,000	12.0	6,745,251	100.0

<sup>1/</sup> Tenderable in settlement of futures contracts.

<sup>2/</sup> As reported by the Bureau of the Census.

<sup>3/</sup> Tenderable on futures contracts, with the exception of any bales reduced in grade and/or staple length, and of non-rain-grown cotton below Middling (White or Extra White) in grade and/or shorter than 1-1/32 inches in staple length. This information is not complete on reductions, in grade and/or staple length and of non-rain-grown cotton below Middling (White or Extra White) in grade and/or shorter than 1-1/32 inches in staple length.

Table 34.—Grade index and average staple length of upland cotton in the carry-over, by places of storage, United States, August 1, 1947-50

Place of storage	Grade Index				Average staple length			
	1947	1948	1949	1950	1947	1948	1949	1950
	Index	Index	Index	Index	inches	inches	inches	inches
Consuming establishments. . . . .	94.9	96.4	95.3	94.9	33.1	33.1	33.4	33.1
Public warehouses, compressed, and elsewhere . . . . .	91.0	92.9	96.0	96.3	32.5	32.2	33.3	32.9
All places of storage . . . . .	93.2	94.6	95.9	96.1	32.8	32.7	33.3	33.0

Table 35.-- Grade and staple length of upland cotton in the carry-over, by places of storage, United States, August 1, 1947-50

Grade and length	Consuming establishments				Public warehouses, compresses, and elsewhere 1/				All places of storage			
	1947	1948	1949	1950	1947	1948	1949	1950	1947	1948	1949	1950
	Bales 2/	Bales 2/	Bales 2/	Bales 2/	Bales 2/	Bales 2/	Bales 2/	Bales 2/	Bales 2/	Bales 2/	Bales 2/	Bales 2/
<b>Extra White:</b>												
3-0.M. . . . .	999	10,828	1,202	1,518	423	3,983	23,841	24,004	1,382	14,811	25,043	25,522
4-0.M. . . . .	3,477	26,462	11,322	27,449	952	26,555	251,403	272,754	4,429	53,017	262,725	300,203
5-M. . . . .	1,128	14,154	6,986	26,548	1,190	18,142	207,105	252,351	2,318	32,596	214,171	278,899
6-0.L.M. . . . .	4,142	3,548	1,895	8,243	1,321	2,319	55,047	79,894	5,463	5,967	56,942	88,137
7-L.M. . . . .	426	1,170	1,127	7,991	680	882	10,231	14,546	1,106	2,052	11,358	22,537
8-0.G.O. . . . .	123	8	-	3,125	1,202	1,244	1,698	2,536	1,325	1,252	1,668	5,661
9-0.O. . . . .	-	-	-	125	821	395	379	990	821	395	379	1,105
<b>Total. . . . .</b>	<b>10,255</b>	<b>56,470</b>	<b>22,532</b>	<b>74,999</b>	<b>6,589</b>	<b>53,510</b>	<b>549,784</b>	<b>647,065</b>	<b>16,944</b>	<b>109,980</b>	<b>572,316</b>	<b>722,044</b>
<b>White:</b>												
1-M.F. . . . .	-	-	15	-	1,055	1,092	-	-	1,080	-	15	-
2-0.G.M. . . . .	25	-	-	-	-	-	-	-	-	-	-	-
3-0.M. . . . .	17,633	23,581	6,513	4,124	32,191	17,924	8,554	13,958	49,324	41,505	15,067	18,082
4-0.M. . . . .	187,510	254,527	112,230	102,781	227,186	222,590	291,305	314,736	444,696	477,117	453,535	417,517
5-M. . . . .	485,645	530,425	305,639	402,387	157,524	441,473	1,478,175	1,695,344	643,229	971,898	1,783,904	2,097,771
6-0.L.M. . . . .	318,435	277,238	186,008	347,663	164,812	236,865	1,176,595	1,672,098	493,267	514,103	1,362,593	2,019,761
7-L.M. . . . .	106,439	88,800	67,903	132,089	134,106	204,273	357,593	407,626	240,545	293,093	425,496	539,715
8-0.G.O. . . . .	94,242	56,821	33,239	33,747	155,375	117,117	67,210	19,349	249,617	173,938	100,449	53,096
9-0.O. . . . .	13,457	12,089	6,376	4,156	47,463	26,062	11,303	4,224	60,920	38,151	17,679	8,330
<b>Total. . . . .</b>	<b>1,223,386</b>	<b>1,243,501</b>	<b>717,923</b>	<b>1,026,947</b>	<b>919,772</b>	<b>1,267,396</b>	<b>3,390,725</b>	<b>4,127,375</b>	<b>2,143,158</b>	<b>2,510,897</b>	<b>4,108,738</b>	<b>5,154,322</b>
<b>Spotted:</b>												
3-0.M. . . . .	807	1,930	163	2,151	2,162	2,855	7,487	16,962	2,969	4,795	7,650	19,113
4-0.M. . . . .	7,849	14,401	12,163	22,521	16,681	29,671	95,639	223,925	24,530	44,072	107,802	246,446
5-M. . . . .	18,982	23,313	26,286	42,276	29,502	51,971	123,566	341,151	48,444	75,284	149,952	383,447
6-0.L.M. . . . .	22,219	20,312	17,225	26,724	34,125	66,264	91,134	53,343	56,344	86,576	108,359	80,067
7-L.M. . . . .	9,916	12,984	17,531	11,254	35,313	48,450	48,954	10,973	45,229	61,344	66,395	22,267
<b>Total. . . . .</b>	<b>59,775</b>	<b>72,850</b>	<b>73,368</b>	<b>104,966</b>	<b>117,735</b>	<b>199,211</b>	<b>366,680</b>	<b>646,354</b>	<b>177,556</b>	<b>272,061</b>	<b>440,048</b>	<b>751,320</b>
<b>Tinged:</b>												
3-0.M. . . . .	301	212	-	-	78	1	335	240	379	213	335	240
4-0.M. . . . .	888	856	1,129	956	1,199	2,129	6,874	7,898	2,087	2,995	8,003	8,954
5-M. . . . .	2,177	8,255	4,385	4,664	2,959	11,283	11,019	9,622	5,136	19,468	15,404	14,386
6-0.L.M. . . . .	3,676	12,561	4,695	6,680	4,865	15,713	10,333	6,066	8,541	28,279	15,028	12,746
7-L.M. . . . .	2,757	3,519	2,249	1,702	3,361	7,229	7,922	1,797	6,118	10,748	10,171	3,469
<b>Total. . . . .</b>	<b>9,799</b>	<b>25,403</b>	<b>12,458</b>	<b>14,002</b>	<b>12,462</b>	<b>36,320</b>	<b>36,483</b>	<b>25,623</b>	<b>22,261</b>	<b>61,723</b>	<b>48,941</b>	<b>30,625</b>
<b>Yellow Stained:</b>												
3-0.M. . . . .	-	-	-	-	170	-	2	-	170	-	2	-
4-0.M. . . . .	-	52	82	186	176	88	229	156	176	140	311	342
5-M. . . . .	155	201	318	20	829	1,623	800	115	984	1,824	1,118	135
<b>Total. . . . .</b>	<b>155</b>	<b>253</b>	<b>400</b>	<b>206</b>	<b>1,175</b>	<b>1,711</b>	<b>1,031</b>	<b>271</b>	<b>1,330</b>	<b>1,964</b>	<b>1,431</b>	<b>477</b>
<b>Gray:</b>												
3-0.M. . . . .	13	-	-	-	376	2,864	767	512	349	2,864	767	512
4-0.M. . . . .	2,200	2,697	1,510	3,697	2,003	6,264	10,142	18,223	4,203	8,961	11,612	21,920
5-M. . . . .	4,090	1,854	2,129	9,552	3,105	5,152	26,187	37,352	7,195	7,306	26,316	46,904
6-0.L.M. . . . .	3,664	1,043	469	1,416	765	226	302	807	4,429	1,249	771	2,223
<b>Total. . . . .</b>	<b>9,967</b>	<b>5,594</b>	<b>4,108</b>	<b>14,665</b>	<b>6,249</b>	<b>14,806</b>	<b>37,358</b>	<b>56,894</b>	<b>16,216</b>	<b>20,400</b>	<b>41,466</b>	<b>71,559</b>
<b>Below Grade . . . . .</b>	<b>4,683</b>	<b>2,131</b>	<b>1,358</b>	<b>1,025</b>	<b>1,001</b>	<b>8,801</b>	<b>1,346</b>	<b>4,899</b>	<b>14,684</b>	<b>10,932</b>	<b>2,704</b>	<b>5,884</b>
<b>All grades 2/ . . . . .</b>	<b>1,318,018</b>	<b>1,406,202</b>	<b>832,147</b>	<b>1,236,810</b>	<b>1,074,031</b>	<b>1,581,755</b>	<b>4,383,407</b>	<b>5,508,441</b>	<b>2,392,049</b>	<b>2,987,957</b>	<b>5,215,644</b>	<b>6,715,251</b>
<b>Index of grade. . . . .</b>	<b>94.9</b>	<b>96.1</b>	<b>95.3</b>	<b>94.9</b>	<b>91.0</b>	<b>92.9</b>	<b>96.0</b>	<b>96.3</b>	<b>93.2</b>	<b>94.6</b>	<b>95.9</b>	<b>96.1</b>
<b>Staple length</b> (inches)												
13/16 and shorter . . . . .	10,115	15,403	2,756	4,245	15,221	37,578	20,051	49,848	25,336	52,981	22,807	54,093
7/8 . . . . .	57,720	56,447	10,469	37,142	50,987	104,806	54,354	226,024	108,707	158,331	44,863	263,166
29/32 . . . . .	22,427	26,299	7,908	20,067	32,474	57,200	48,997	48,094	54,901	83,459	56,905	249,161
15/16 . . . . .	89,444	69,790	33,711	63,668	94,267	132,234	117,469	360,693	183,708	202,032	181,170	424,341
31/32 . . . . .	68,044	75,379	36,247	60,812	91,094	121,094	138,958	218,744	159,138	196,463	175,205	279,566
1 . . . . .	269,415	290,423	173,111	237,306	241,247	321,733	557,128	610,265	510,642	602,156	730,239	807,571
1-1/32 . . . . .	261,005	261,698	200,837	281,287	290,197	354,276	1,207,851	1,222,032	511,202	615,974	1,408,688	1,503,319
1-1/16 . . . . .	225,770	286,157	176,480	284,059	152,235	295,897	1,370,807	1,549,642	378,005	532,054	1,547,377	1,853,744
1-3/32 . . . . .	115,027	122,743	63,783	129,446	50,891	90,269	676,780	768,290	165,918	213,012	745,543	897,736
1-1/8 . . . . .	102,160	125,360	70,203	68,444	3,422	39,855	138,294	167,648	137,782	165,224	208,457	236,492
1-5/32 . . . . .	55,219	57,963	31,031	31,221	19,497	44,666	15,805	29,746	74,846	72,629	46,836	60,967
1-3/16 . . . . .	24,018	17,153	9,687	9,971	17,297	8,224	3,820	16,687	44,315	25,381	13,507	26,668
1-7/32 . . . . .	4,562	2,680	2,777	2,175	6,518	1,423	1,372	20,744	11,080	4,043	4,149	22,919
1-1/4 and longer . . . . .	13,065	8,790	4,147	6,567	16,384	5,428	1,691	14,934	29,449	14,212	9,836	25,501
<b>All lengths 2/ . . . . .</b>	<b>1,318,018</b>	<b>1,406,202</b>	<b>832,147</b>	<b>1,236,810</b>	<b>1,074,031</b>	<b>1,581,755</b>	<b>4,383,407</b>	<b>5,508,441</b>	<b>2,392,049</b>	<b>2,987,957</b>	<b>5,215,644</b>	<b>6,715,251</b>
<b>Average staple length</b>	<b>33.1</b>	<b>33.1</b>	<b>33.4</b>	<b>33.1</b>	<b>32.4</b>	<b>32.2</b>	<b>33.3</b>	<b>33.9</b>	<b>32.8</b>	<b>32.7</b>	<b>33.3</b>	<b>33.0</b>

See footnotes at end of table.

Table 35.—Grade and staple length of upland cotton in the carry-over, by places of storage, United States, August 1, 1947-50—Continued

Grade and length	Consuming establishments				Public warehouses, compresses, and elsewhere <sup>1/</sup>				All places of storage			
	1947	1948	1949	1950	1947	1948	1949	1950	1947	1948	1949	1950
	Percent	Percent	Percent	Percent	Percent	Percent	Percent	Percent	Percent	Percent	Percent	Percent
<b>Extra White:</b>												
3-0.M.	0.1	0.8	0.1	0.1	*	0.3	0.5	0.4	0.1	0.5	0.5	0.4
4-0.M.	.5	1.8	1.5	2.5	0.1	1.7	5.8	4.9	.2	1.8	5.1	4.5
5-M.	.1	1.0	.8	2.1	.1	1.1	4.7	4.6	.1	1.1	4.1	4.1
6-S.L.W.	.5	.5	.2	.7	.1	.1	1.5	1.5	.2	.2	1.1	1.3
7-L.W.	*	.1	.1	.6	.1	.1	.2	.5	*	.1	.2	.5
8-S.O.O.	*	*	*	.5	.1	.1	*	*	.1	*	*	.1
9-O.O.	*	*	*	*	.1	*	*	*	*	*	*	*
Total	.8	4.0	2.7	6.1	.6	5.4	12.5	11.7	.7	5.7	11.0	10.7
<b>White:</b>												
1-M.F.	-	-	-	-	-	-	-	-	-	-	-	-
2-S.O.M.	*	*	*	*	.1	.1	*	*	*	*	*	*
3-0.M.	1.3	1.7	.8	.5	3.0	1.1	.2	.5	2.1	1.4	.5	.5
4-0.M.	16.2	18.1	15.5	8.5	21.1	16.1	6.6	5.7	17.3	16.0	7.7	6.2
5-M.	56.8	57.7	56.6	52.6	14.7	27.9	55.8	50.7	52.5	52.5	54.5	51.1
6-S.L.W.	26.2	19.7	22.4	28.1	15.5	15.0	26.8	30.4	20.2	17.2	26.1	29.9
7-L.W.	8.1	6.5	8.2	10.7	12.5	12.9	8.2	7.4	10.1	9.8	8.2	8.0
8-S.O.O.	7.2	4.0	4.0	2.7	16.7	7.4	1.5	.4	10.4	5.8	1.9	.8
9-O.O.	1.0	.9	.8	.5	4.4	1.6	.5	.1	2.5	1.2	.5	.1
Total	92.8	88.4	86.5	85.0	85.6	80.1	77.4	75.0	89.6	84.0	78.8	76.4
<b>Spotted:</b>												
3-0.M.	.1	.1	*	.2	.2	.2	.2	.5	.1	.2	.1	.5
4-0.M.	.6	1.0	1.5	1.8	1.6	1.9	2.2	4.1	1.0	1.5	2.1	3.7
5-M.	1.4	1.8	3.1	5.4	2.8	3.5	2.8	6.1	2.0	2.5	2.8	5.6
6-S.L.W.	1.6	1.4	2.1	2.2	3.2	4.1	2.1	1.0	2.4	2.9	2.1	1.2
7-L.W.	.8	.9	2.1	.9	3.2	5.1	1.1	.2	1.0	2.0	1.5	.5
Total	4.5	5.2	8.8	8.5	11.0	12.6	8.4	11.7	7.4	9.1	8.4	11.1
<b>Tinged:</b>												
3-0.M.	*	*	-	-	*	*	*	*	*	*	*	*
4-0.M.	.1	.1	.1	.1	.1	.1	.2	.1	.1	.1	.2	.1
5-M.	.2	.6	.5	.4	.5	.7	.2	.5	.2	.7	.5	.2
6-S.L.W.	.2	.8	.6	.5	.5	1.0	.2	.1	.5	.0	.2	.2
7-L.W.	.2	.5	.5	.1	.5	.5	.2	*	.5	.4	.2	.1
Total	.7	1.8	1.5	1.1	1.2	2.5	.8	.5	.9	2.1	.9	.6
<b>Yellow Stained:</b>												
3-0.M.	-	-	-	-	*	*	*	*	*	*	*	*
4-0.M.	*	*	*	*	*	*	*	*	*	*	*	*
5-M.	*	*	*	*	.1	.1	*	*	.1	.1	*	*
Total	*	*	*	*	.1	.1	*	*	.1	.1	*	*
<b>Grey:</b>												
3-0.M.	*	-	-	-	*	.2	*	*	*	.1	*	*
4-0.M.	.2	.2	.2	.5	.2	.4	.2	.5	.2	.5	.2	.5
5-M.	.5	.1	.2	.8	.5	.5	.7	.7	.5	.5	.6	.8
6-S.L.W.	.5	.1	.1	.1	.1	*	*	*	.2	*	*	*
Total	.8	.4	.5	1.2	.6	.9	.9	1.0	.7	.7	.8	1.1
Below Grade	.4	.2	.2	.1	.9	.6	*	.1	.6	.5	.1	.1
All grades	100.0	100.0	100.0	100.0	100.0	100.0	100.0	100.0	100.0	100.0	100.0	100.0
<b>Staple length</b>												
13/16" and shorter	.8	1.1	.5	.5	1.4	2.4	.5	.9	1.1	1.8	.4	.8
7/8"	4.4	4.0	1.5	5.0	4.8	6.4	1.2	4.1	4.6	5.5	1.2	5.9
29/32"	1.7	1.9	1.0	1.6	5.0	5.6	1.1	4.2	2.5	2.8	1.1	5.7
15/16"	6.8	5.0	4.1	5.1	8.8	8.4	5.4	6.5	7.7	6.8	5.5	6.5
31/32"	8.2	6.4	4.4	4.9	8.5	7.7	5.2	4.0	6.7	6.6	5.4	4.1
1"	20.5	19.9	20.8	19.2	22.5	20.5	12.7	11.1	21.5	20.2	14.0	12.6
1-1/32"	19.0	19.6	22.0	22.7	25.5	22.6	27.6	22.2	21.5	20.6	27.0	22.5
1-1/16"	17.0	20.4	21.2	25.1	14.2	18.7	31.2	28.6	15.8	19.5	29.6	27.5
1-3/32"	8.7	8.7	8.5	10.5	4.7	5.7	15.4	13.9	6.9	7.1	14.5	13.5
1-1/8"	7.8	8.9	8.4	5.6	3.3	2.5	3.2	5.0	5.8	5.8	4.0	5.5
1-5/32"	4.2	4.1	3.7	2.5	1.8	.9	.4	.5	5.1	2.4	.9	.9
1-3/16"	1.8	1.2	1.2	.8	1.6	.5	.1	.5	1.7	.5	.4	.4
1-7/32"	.5	.2	.5	.2	.6	.1	*	.4	.5	.1	.1	.5
1-1/4" and longer	1.0	.6	1.0	.5	1.5	.5	*	.5	1.2	.5	.2	.4
All lengths	100.0	100.0	100.0	100.0	100.0	100.0	100.0	100.0	100.0	100.0	100.0	100.0

<sup>1/</sup> The "elsewhere" cotton, as reported by the Bureau of the Census, amounted to 220,000 for 1947, 274,000 for 1948, 256,000 for 1949, and 350,000 for 1950.

<sup>2/</sup> Quantities in running bales. Linters excluded.

<sup>3/</sup> As reported by the Bureau of the Census.

\* Less than 0.05 percent.

Table 36.--Staple length of cotton of foreign growth <sup>1/</sup> in the carry-over, August 1, 1941-50

Growth and length (inches)	1941	1942	1943	1944	1945	1946	1947	1948	1949	1950
	Bales <sup>2/</sup>	Bales <sup>2/</sup>	Bales <sup>2/</sup>	Bales <sup>2/</sup>	Bales <sup>2/</sup>	Bales <sup>2/</sup>	Bales <sup>2/</sup>	Bales <sup>2/</sup>	Bales <sup>2/</sup>	Bales <sup>2/</sup>
<b>Egyptian:</b>										
1-3/32 and shorter	-	5	-	-	-	-	-	-	-	-
1-1/8 and 1-5/32	444	653	-	-	253	244	-	180	-	-
1-3/16 and 1-7/32	1,151	2,001	2,981	1,254	2,491	734	13	-	353	344
1-1/4 to 1-11/32	19,044	16,596	10,087	21,894	35,256	10,741	3,094	719	6,495	11,080
1-3/8 to 1-15/32	19,484	12,941	14,043	27,405	11,060	16,241	34,540	12,055	35,418	34,287
1-1/2 to 1-19/32	5,294	4,331	8,874	11,263	9,487	11,979	16,848	19,187	938	11,779
1-5/8 to 1-23/32	-	-	-	-	-	-	3	1,430	-	1,036
1-3/4 and longer	-	-	-	-	-	128	-	-	-	-
All lengths <sup>3/</sup>	46,423	38,544	38,007	61,596	58,937	40,080	54,488	33,571	42,178	58,407
<b>Peruvian:</b>										
31/32 and shorter	-	6	14	-	-	-	-	171	-	-
1 and 1-1/32	43	2	30	-	-	-	-	-	-	-
1-1/16 and 1-3/32	188	54	32	50	-	-	237	-	147	-
1-1/8 and 1-5/32	497	88	80	191	199	420	927	-	16	-
1-3/16 and 1-7/32	222	2,628	1,184	2,123	3,384	5,583	12,714	7,128	863	3,161
1-1/4 and longer	-	-	-	-	-	-	-	-	-	-
All lengths <sup>3/</sup>	1,150	2,750	1,342	2,364	3,586	6,388	14,510	7,421	1,049	3,161
<b>Chinese:</b>										
15/16 and shorter <sup>3/</sup>	3,730	2,469	1,037	784	<sup>4/</sup>	<sup>4/</sup>	<sup>4/</sup>	<sup>4/</sup>	<sup>4/</sup>	<sup>4/</sup>
<b>Indian:</b>										
15/16 and shorter	58,233	59,778	45,414	40,856	47,006	101,729	60,797	46,425	25,699	32,985
7/8 and 29/32	-	-	-	-	-	-	-	-	-	-
15/16 and 31/32	-	-	-	-	-	-	-	-	-	-
1 and longer	-	-	-	-	-	-	-	-	-	-
All lengths <sup>3/</sup>	58,233	59,778	45,414	40,856	47,006	101,729	60,797	46,425	25,699	32,985
<b>Other foreign:</b>										
15/16 and shorter	414	-	57	-	731	484	172	514	531	50
7/8 and 29/32	181	13	131	-	-	164	40	29	-	-
15/16 and 31/32	1,289	861	590	-	-	1,469	416	42	-	-
1 and 1-1/32	17,115	797	459	9,454	10,402	2,244	970	98	-	1,924
1-1/16 and 1-3/32	9,404	3	187	2,573	-	64	92	-	-	967
1-1/8 and 1-5/32	-	16	-	-	-	-	-	-	10	-
1-3/16 and 1-7/32	-	-	-	-	-	-	-	-	-	-
1-1/4 and longer	2,509	229	732	1,720	4,719	2,006	2,917	1,629	2,144	652
All lengths <sup>3/</sup>	31,064	1,879	2,154	13,929	16,352	6,433	4,414	2,312	2,707	3,485
All foreign <sup>3/</sup>	139,622	135,424	87,964	119,529	125,380	154,819	134,411	89,720	69,633	98,124

<sup>1/</sup> Includes American sea-island in 1944, 1945, 1946, 1947, 1948, and 1949.<sup>2/</sup> Quantities in equivalent 500-pound bales.<sup>3/</sup> As reported by the Bureau of the Census.<sup>4/</sup> Included in "Other" foreign.





Table 38.—Cotton: Carry-over, crop, supply and disappearance of American upland by staple length, United States, 1933-50

Season beginning August 1-	13/16" and shorter	7/8" and 29/32"	15/16" and 31/32"	1" and 1-1/32"	1-1/16" and 1-5/32"	1-1/8" and 1-6/32"	1-3/16" and 1-7/32"	1-1/4" and longer	All staple 1/2 lengths
	1,000 bales 2/	1,000 bales 2/	1,000 bales 2/	1,000 bales 2/	1,000 bales 2/	1,000 bales 2/	1,000 bales 2/	1,000 bales 2/	1,000 bales 2/
CARRY-OVER									
1933	189	2,604	2,199	1,775	672	563	142	26	8,070
1934	233	2,634	2,113	1,477	616	529	112	24	7,638
1935	529	2,774	1,799	996	633	356	112	30	7,129
1936	561	2,289	1,269	715	225	191	67	23	5,330
1937	606	1,600	889	644	296	265	90	22	4,382
1938	1,326	3,742	2,814	1,957	1,094	370	114	19	11,436
1939	1,248	3,481	3,069	2,745	1,631	671	76	22	12,943
1940	781	2,627	2,688	2,149	1,443	578	54	36	10,463
1941	706	2,053	2,254	2,790	1,698	598	84	45	12,011
1942	676	2,751	2,335	2,570	1,801	472	107	63	10,478
1943	1,075	2,711	2,040	2,346	1,723	521	156	78	10,630
1944	1,327	2,525	2,208	2,031	1,288	356	137	57	10,689
1945	1,166	2,693	2,010	2,764	1,833	385	104	51	11,006
1946	652	1,172	1,228	2,103	1,862	385	106	48	7,166
1947	25	1,64	343	1,022	544	213	52	29	2,392
1948	53	242	398	1,219	755	238	29	14	2,988
1949	23	122	366	2,139	2,293	256	18	10	5,216
1950	54	512	704	2,351	2,761	297	50	26	6,746
CROP									
1933	539	4,504	3,992	2,004	624	640	146	6	12,664
1934	783	3,491	2,066	1,416	880	681	123	19	9,468
1935	1,320	3,235	2,626	1,682	867	554	103	14	10,403
1936	1,152	3,143	2,617	2,749	1,666	732	156	20	12,124
1937	1,835	6,235	5,038	3,542	1,639	842	90	16	16,237
1938	810	2,006	3,124	2,964	2,024	764	166	61	11,698
1939	627	2,397	2,780	3,351	1,762	426	67	33	11,462
1940	354	1,691	2,999	4,166	2,806	354	76	45	12,261
1941	441	1,224	2,466	3,821	1,969	496	139	80	10,454
1942	951	1,666	2,686	4,331	2,618	521	110	98	12,368
1943	868	1,257	2,693	4,230	1,631	302	142	56	11,089
1944	860	1,330	2,188	4,884	2,639	254	65	21	11,831
1945	234	677	1,697	3,699	2,262	181	40	19	6,609
1946	168	620	1,108	3,494	2,679	201	30	15	8,515
1947	813	1,263	1,774	4,988	2,551	128	7	2	11,856
1948	569	1,230	1,653	5,724	5,096	219	12	5	14,577
1949	615	2,493	2,376	4,966	5,069	314	64	18	15,905
SUPPLY 3/									
1933	728	7,008	6,191	3,779	1,496	1,203	287	32	20,724
1934	1,016	6,025	4,178	2,893	1,496	1,210	235	45	17,096
1935	1,849	6,009	4,427	2,678	1,400	910	215	44	17,632
1936	1,713	5,432	3,876	3,464	1,780	923	223	43	17,464
1937	2,441	6,635	5,897	4,186	1,935	1,107	180	36	22,619
1938	1,836	5,748	5,938	4,921	3,118	1,134	269	70	23,034
1939	1,875	5,873	5,840	6,096	3,393	1,097	152	55	24,395
1940	1,115	4,413	5,592	6,234	3,949	1,112	121	83	22,714
1941	1,146	4,077	5,519	6,601	3,956	1,094	223	129	22,446
1942	1,407	4,419	4,921	6,901	3,919	993	217	161	22,838
1943	1,933	3,968	4,633	6,476	3,364	823	278	154	21,699
1944	1,877	3,855	4,396	7,515	3,627	640	202	78	22,390
1945	1,400	3,370	3,707	6,463	4,095	566	144	70	19,315
1946	730	1,792	2,336	5,697	4,441	586	135	63	16,690
1947	838	1,427	2,117	6,010	3,123	341	69	31	13,948
1948	622	1,472	2,061	6,943	5,890	617	41	19	17,656
1949	636	2,613	2,732	7,095	7,362	589	82	28	21,121
DISAPPEARANCE 4/									
1933	495	4,474	4,078	2,302	880	674	175	8	13,086
1934	487	3,251	2,379	1,997	943	854	123	13	9,967
1935	1,286	3,720	3,168	1,965	1,175	719	148	21	12,202
1936	1,107	3,852	3,017	2,820	1,494	658	133	21	13,072
1937	1,115	3,093	3,082	2,229	841	737	66	19	11,183
1938	638	2,267	2,869	2,176	1,487	463	193	48	10,091
1939	1,094	3,051	3,266	3,947	1,950	519	98	17	13,942
1940	410	1,865	2,328	3,654	2,261	514	37	34	10,703
1941	270	1,326	3,184	4,031	2,365	622	116	66	11,970
1942	332	1,708	2,681	4,656	2,096	472	81	63	12,308
1943	606	1,443	2,425	3,846	2,066	437	141	77	11,040
1944	711	1,162	2,366	4,751	1,994	266	98	27	11,394
1945	658	2,198	2,479	4,360	2,533	181	39	22	12,650
1946	706	1,628	1,993	4,876	3,907	373	83	34	13,288
1947	786	1,186	1,719	4,791	2,330	103	30	17	10,960
1948	699	1,350	1,705	4,804	3,997	262	23	9	12,349
1949	584	2,103	2,028	4,744	4,611	272	32	2	14,376

1/ As reported by the Bureau of the Census.

2/ Running bales, counting round as half bales.

3/ Carry-over at the beginning of the season plus crop.

4/ Supply minus carry-over at the end of the season.

