

3. 1118

**UNITED STATES DEPARTMENT of AGRICULTURE  
PRODUCTION and MARKETING ADMINISTRATION**

**COTTON QUALITY STATISTICS  
UNITED STATES  
1951-52**

**Washington, D. C.  
1953**

Statistical Bulletin No. 123

UNITED STATES DEPARTMENT OF AGRICULTURE  
PRODUCTION AND MARKETING ADMINISTRATION  
Cotton Branch

COTTON QUALITY STATISTICS  
UNITED STATES  
1951-52

In assembling the information on which this report is based, the following agencies cooperated during the 1951-52 season:

Arizona Agricultural Experiment Station  
Louisiana Agricultural Experiment Station  
Louisiana State Department of Agriculture and Immigration  
New Mexico Agricultural Experiment Station  
North Carolina Agricultural Extension Service

Credit is due cotton ginners, warehousemen, dealers, manufacturers, and owners of cotton, whose cooperation has made this report possible.

Washington, D. C.

February 1953

For sale by the Superintendent of Documents, U. S. Government Printing Office  
Washington 25, D. C. - Price 35 cents

UNITED STATES DEPARTMENT OF AGRICULTURE  
PRODUCTION AND MARKETING ADMINISTRATION

Cotton Branch

COTTON QUALITY STATISTICS  
UNITED STATES  
1951-52

CONTENTS

Table No.		Page No.
	Introduction . . . . .	1-2
	United States Cotton Production, 1948-49 . . . . .	3
	United States tables:	
1	Grade and staple length of upland cotton ginned in the United States, 1951-52 . . . . .	4-5
2	Grade and staple length of American Egyptian cotton ginned, by States, 1951-52 . . . . .	6
3	Grade and staple length of upland cotton ginned in the United States, during specified periods, 1951-52 . . . . .	7
4	Grade and staple length of American Egyptian cotton ginned in the United States, during specified periods, 1951-52 . . . . .	8
5	Grade of upland cotton ginned in the United States, by States, crops of 1949-51 . . . . .	9-10
6	Staple length of upland cotton ginned in the United States, by States, crops of 1949-51 . . . . .	11-12
7	Grade index and average staple length of upland cotton ginned in the United States, by States, crops of 1946-51 . . . . .	13
8	Preparation of upland cotton ginned in the United States, during specified periods, by States, 1951-52 . . . . .	14-15
9	Tenderability of upland cotton ginned, by States, 1951-52 . . . . .	16
10	Tenderability of upland cotton ginned in the United States, 1934-51 . . . . .	16
	State tables:	
11	Grade and staple length of upland cotton ginned in Alabama, 1951-52 . . . . .	17
12	Grade and staple length of upland cotton ginned in Arizona, 1951-52 . . . . .	18
13	Grade and staple length of upland cotton ginned in Arkansas, 1951-52 . . . . .	19
14	Grade and staple length of upland cotton ginned in California, 1951-52 . . . . .	20
15	Grade and staple length of upland cotton ginned in Florida, 1951-52 . . . . .	21
16	Grade and staple length of upland cotton ginned in Georgia, 1951-52 . . . . .	22
17	Grade and staple length of upland cotton ginned in Illinois, 1951-52 . . . . .	23
18	Grade and staple length of upland cotton ginned in Kentucky, 1951-52 . . . . .	24
19	Grade and staple length of upland cotton ginned in Louisiana, 1951-52 . . . . .	25
20	Grade and staple length of upland cotton ginned in Mississippi, 1951-52 . . . . .	26
21	Grade and staple length of upland cotton ginned in Missouri, 1951-52 . . . . .	27
22	Grade and staple length of upland cotton ginned in New Mexico, 1951-52 . . . . .	28
23	Grade and staple length of upland cotton ginned in North Carolina, 1951-52 . . . . .	29
24	Grade and staple length of upland cotton ginned in Oklahoma, 1951-52 . . . . .	30
25	Grade and staple length of upland cotton ginned in South Carolina, 1951-52 . . . . .	31
26	Grade and staple length of upland cotton ginned in Tennessee, 1951-52 . . . . .	32
27	Grade and staple length of upland cotton ginned in Texas, 1951-52 . . . . .	33
28	Grade and staple length of upland cotton ginned in Virginia, 1951-52 . . . . .	34
29	Grade and staple length of upland cotton ginned, during specified periods, in Alabama and Arizona, 1951-52 . . . . .	35
30	Grade and staple length of upland cotton ginned, during specified periods, in Arkansas and California, 1951-52 . . . . .	36
31	Grade and staple length of upland cotton ginned, during specified periods, in Florida and Georgia, 1951-52 . . . . .	37
32	Grade and staple length of upland cotton ginned, during specified periods, in Illinois and Kentucky, 1951-52 . . . . .	38
33	Grade and staple length of upland cotton ginned, during specified periods, in Louisiana and Mississippi, 1951-52 . . . . .	39
34	Grade and staple length of upland cotton ginned, during specified periods, in Missouri and New Mexico, 1951-52 . . . . .	40
35	Grade and staple length of upland cotton ginned, during specified periods, in North Carolina and Oklahoma, 1951-52 . . . . .	41
36	Grade and staple length of upland cotton ginned, during specified periods, in South Carolina and Tennessee, 1951-52 . . . . .	42
37	Grade and staple length of upland cotton ginned, during specified periods, in Texas and Virginia . . . . .	43
38	Grade and staple length of upland cotton ginned, by districts, in Alabama and Arkansas, 1951-52 . . . . .	44-45
39	Grade and staple length of upland cotton ginned, by districts, in Georgia and Louisiana, 1951-52 . . . . .	46-47
40	Grade and staple length of upland cotton ginned, by districts, in Mississippi and North Carolina, 1951-52 . . . . .	48-49
41	Grade and staple length of upland cotton ginned, by districts, in Oklahoma, South Carolina, and Tennessee . . . . .	50-51
42	Grade and staple length of upland cotton ginned, by districts, in Texas, 1951-52 . . . . .	52-53
	Carry-over tables:	
43	Grade and staple length of upland cotton in the carry-over, United States, August 1, 1952 . . . . .	54-55
44	Grade and staple length of American Egyptian cotton in the carry-over, United States, August 1, 1952 . . . . .	56
45	Tenderability of upland cotton in the carry-over, United States, August 1, 1943-52 . . . . .	57
46	Grade index and average staple length of upland cotton in the carry-over, by places of storage, United States, August 1, 1949-52 . . . . .	57
47	Grade and staple length of upland cotton in the carry-over, by places of storage, United States, August 1, 1949-52 . . . . .	58-59
48	Staple length of cotton of foreign growth in the carry-over, August 1, 1943-52 . . . . .	60
	Supply and disappearance tables:	
49	Carry-over, crop, supply, and disappearance of American upland cotton, by grade, United States, 1935-52 . . . . .	61
50	Carry-over, crop, supply, and disappearance of American upland cotton, by staple length, United States, 1935-52 . . . . .	62
51	Grade and staple length of upland cotton in the supply, United States, 1951-52 . . . . .	63

Cotton Quality Statistics, United States  
1951-52

Introduction

This report contains information on the quality of cotton ginned during the 1951-52 season, and on the quality of cotton on hand in the United States on August 1, 1952. To facilitate comparison, certain data contained in the reports for previous years are included. This information should be helpful to cotton growers and breeders and to merchants, consumers, research workers, and others interested in the quality of the crop, and the carry-over.

Estimates of the quality of the ginnings for most of the States are based on the classification of samples representing approximately 10 percent of the crop of upland cotton. These samples were submitted by gins selected to represent a cross-section of the quality of total ginnings by districts and States. In the case of upland and American Egyptian cotton in Arizona, California, New Mexico, and in district 6 of Texas, where from 95 to 100 percent of ginnings are classed under another program, the total samples classed are adjusted to ginnings and used in preparing the estimates. The proportions of the various qualities found in the samples classed were applied to total ginnings as reported by the Bureau of the Census for upland and American Egyptian cotton. For the purpose of preparing the estimates, the major cotton-producing States are divided into districts. Samples classed were weighted by ginning periods for all cotton-producing States as well as by districts for most of the major cotton-producing States.

The report for the carry-over includes statistics on the grade and staple length of upland and American Egyptian cotton and on the staple length of cotton of foreign growth on hand in the United States on August 1, 1952. The estimates of the quality of the carry-over were based on the classification of samples representative of the cotton in consuming establishments, in public warehouses and compresses, and in other places of storage. The proportions of the various qualities found in the samples classed were applied in each instance to the total number of bales in the consuming establishments, public warehouses or compresses, or in other places of storage. Samples were classed from over 85 percent of all cotton located in such places of storage. The figures on the quality of cotton from which samples were classed for each State and for the principal types of storage were then raised to correspond with the number of bales as reported by the Bureau of the Census.

The tables in this report that contain figures on the tenderability of cotton on futures contracts indicate only the total quantities tenderable and untenderable. Reports of this series issued prior to 1941 have given separately the quantities of cotton of untenderable grades, those of untenderable staple lengths, and those untenderable in both grade and staple length.

A revision in cotton futures contracts after 1941 has reduced the number of tenderable grades and has excluded from delivery any cotton reduced in grade or staple length because of irregularities or defects found in the samples submitted for classification. Moreover, the revisions have limited the tenderable qualities of non-rain-grown cottons to those classified as Middling or better, White and Extra White, 1-1/32 inches and longer in staple. In view of these changes in the cotton futures contracts, it is not practicable to tabulate the data on tenderability in the same detail as heretofore.

Throughout this report the official grade designations are abbreviated as follows: Middling Fair, 1-M.F.; Strict Good Middling, 2-S.G.M.; Good Middling, 3-G.M.; Strict Middling, 4-S.M.; Middling, 5-M.; Strict Low Middling, 6-S.L.M.; Low Middling, 7-L.M.; Strict Good Ordinary, 8-S.G.O.; Good Ordinary, 9-G.O.

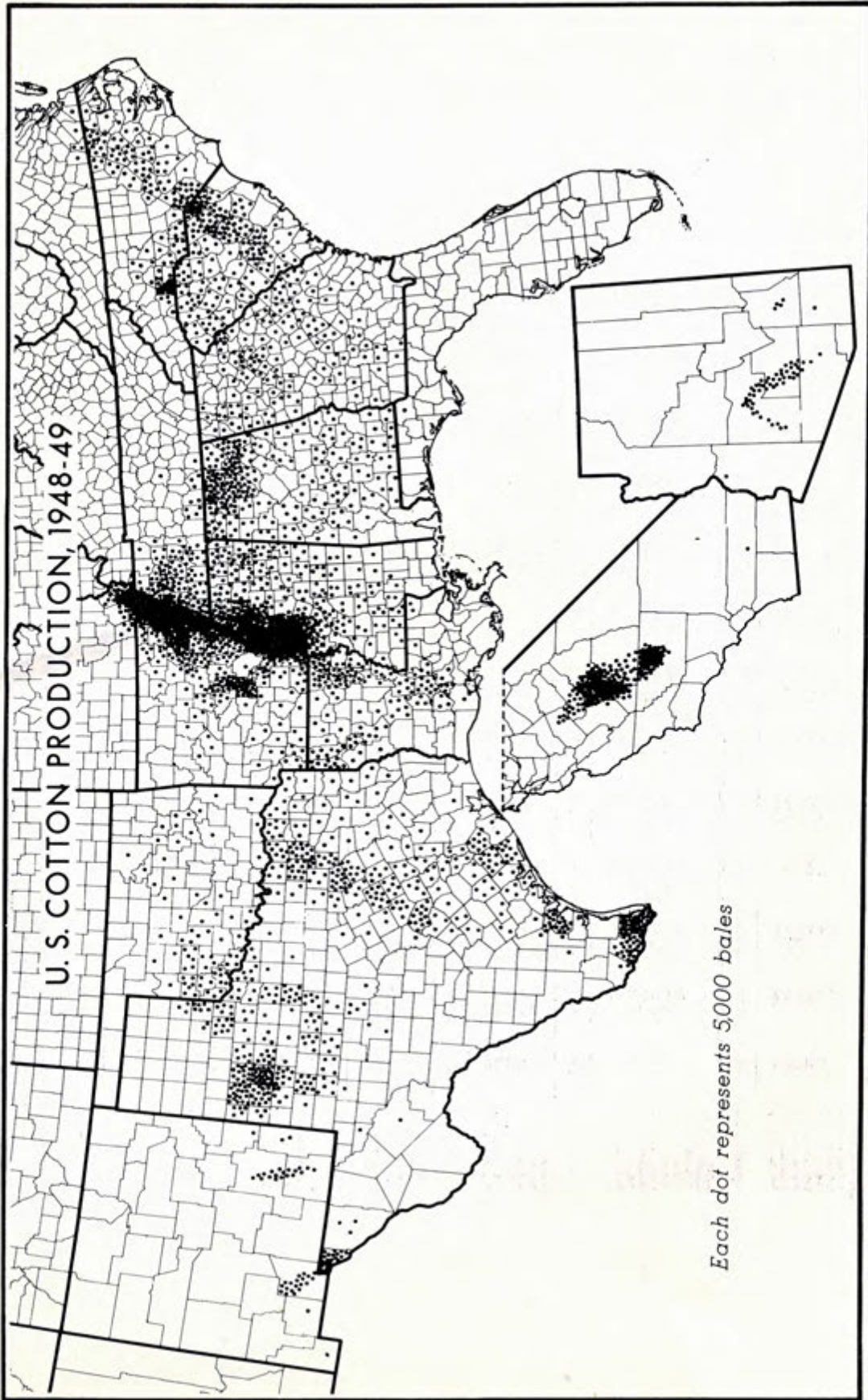


Table 1.—Grade and staple length of upland cotton ginned in the United States, 1951-52

Grade	1 1/8 inch		7/8 inch		29/32 inch		15/16 inch		31/32 inch		1 inch		1-1/32 inch		1-1/16 inch		1-1/8 inch		1-1/4 inch		1-1/2 inch and longer		All lengths	
	Bales	Weight	Bales	Weight	Bales	Weight	Bales	Weight	Bales	Weight	Bales	Weight	Bales	Weight	Bales	Weight	Bales	Weight	Bales	Weight	Bales	Weight		
<b>Extra Whites:</b>																								
3-0-N.	-	-	-	-	-	-	-	-	-	-	-	-	-	-	-	-	-	-	-	-	-	-	11,644	61.1
4-0-N.	-	-	-	-	-	-	-	-	-	-	-	-	-	-	-	-	-	-	-	-	-	-	251,131	2.3
5-0-N.	-	-	-	-	-	-	-	-	-	-	-	-	-	-	-	-	-	-	-	-	-	-	487,895	4.2
6-0-N.	-	-	-	-	-	-	-	-	-	-	-	-	-	-	-	-	-	-	-	-	-	-	829,807	7.4
7-0-N.	-	-	-	-	-	-	-	-	-	-	-	-	-	-	-	-	-	-	-	-	-	-	1,320,873	22.0
8-0-N.	-	-	-	-	-	-	-	-	-	-	-	-	-	-	-	-	-	-	-	-	-	-	3,126,950	7.5
9-0-N.	-	-	-	-	-	-	-	-	-	-	-	-	-	-	-	-	-	-	-	-	-	-	255,164	1.7
Total	304	2,002	6,030	697	14,056	14,683	84,001	546,300	1,280,265	266,111	85,873	571,895	26,636	7,001	867	2,390,911	15.9							
<b>Whites:</b>																								
1-0-N.	-	-	-	-	-	-	-	-	-	-	-	-	-	-	-	-	-	-	-	-	-	-	-	-
2-0-N.	-	-	-	-	-	-	-	-	-	-	-	-	-	-	-	-	-	-	-	-	-	-	-	-
3-0-N.	-	-	-	-	-	-	-	-	-	-	-	-	-	-	-	-	-	-	-	-	-	-	-	-
4-0-N.	-	-	-	-	-	-	-	-	-	-	-	-	-	-	-	-	-	-	-	-	-	-	-	-
5-0-N.	-	-	-	-	-	-	-	-	-	-	-	-	-	-	-	-	-	-	-	-	-	-	-	-
6-0-N.	-	-	-	-	-	-	-	-	-	-	-	-	-	-	-	-	-	-	-	-	-	-	-	-
7-0-N.	-	-	-	-	-	-	-	-	-	-	-	-	-	-	-	-	-	-	-	-	-	-	-	-
8-0-N.	-	-	-	-	-	-	-	-	-	-	-	-	-	-	-	-	-	-	-	-	-	-	-	-
9-0-N.	-	-	-	-	-	-	-	-	-	-	-	-	-	-	-	-	-	-	-	-	-	-	-	-
Total	320	39,466	297,963	449,688	600,579	370,012	1,973,015	2,839,686	3,029,771	644,985	80,504	271,933	22,535	2,500	4,588	9,403,675	63.1							
<b>Spotted:</b>																								
1-0-N.	11	4,379	11,070	6,074	3,887	1,670	1,682	2,517	2,029	437	374	19	19	3	1	34,193	1.2							
2-0-N.	22	13,861	152,086	127,686	97,851	85,007	35,187	60,111	60,111	128	128	128	128	128	128	67,036	4.1							
3-0-N.	34	58,801	221,782	217,686	170,648	153,330	106,943	151,187	151,187	316	316	316	316	316	316	1,000,000	6.1							
4-0-N.	732	49,505	234,330	168,169	120,513	27,725	19,723	64,648	31,513	1,487	1,487	1,487	1,487	1,487	1,487	759,260	5.1							
5-0-N.	572	24,975	60,210	24,375	34,056	22,185	64,793	15,958	10,878	438	438	438	438	438	438	207,475	1.9							
Total	1,085	121,110	663,315	558,264	423,965	120,917	208,553	299,155	157,882	17,517	5,052	863	215	39	32	2,659,044	17.0							
<b>Tinged:</b>																								
3-0-N.	2	1,011	1,011	791	606	69	219	63	37	12	12	12	12	12	12	232	0.2							
4-0-N.	65	2,795	17,985	4,399	5,070	1,444	1,177	1,566	150	22	2	2	2	2	2	7,188	0.3							
5-0-N.	31	40,010	221,817	147,819	110,711	1,000	1,000	1,000	1,000	1,000	1,000	1,000	1,000	1,000	1,000	40,569	0.3							
7-0-N.	590	13,493	60,389	1,750	20,192	10,113	1,011	3,589	304	304	304	304	304	304	304	66,288	0.4							
Total	1,000	49,745	50,863	11,573	31,159	11,854	21,693	6,195	954	26	5	-	-	-	-	196,567	1.2							
<b>Yellow Stained:</b>																								
3-0-N.	72	795	809	111	17	-	-	-	-	-	-	-	-	-	-	17	0.1							
4-0-N.	274	3,824	1,736	220	362	9	17	10	-	-	-	-	-	-	-	1,805	0.1							
5-0-N.	-	-	-	-	-	-	-	-	-	-	-	-	-	-	-	6,452	0.0							
Total	346	4,619	2,545	331	379	9	17	10	-	-	-	-	-	-	-	8,474	0.0							
<b>Gray:</b>																								
3-0-N.	-	-	-	-	-	-	-	-	-	-	-	-	-	-	-	-	-	-	-	-	-	-	-	-
4-0-N.	-	-	-	-	-	-	-	-	-	-	-	-	-	-	-	-	-	-	-	-	-	-	-	-
5-0-N.	-	-	-	-	-	-	-	-	-	-	-	-	-	-	-	-	-	-	-	-	-	-	-	-
6-0-N.	-	-	-	-	-	-	-	-	-	-	-	-	-	-	-	-	-	-	-	-	-	-	-	-
7-0-N.	-	-	-	-	-	-	-	-	-	-	-	-	-	-	-	-	-	-	-	-	-	-	-	-
Total	85	2,498	6,395	2,854	3,504	6,428	11,209	13,644	17,806	1,146	175	14	14	11	16	212,865	1.6							
<b>Below Grade:</b>																								
1-0-N.	583	3,405	7,761	1,423	19,902	7,216	10,963	2,428	266	12	-	-	-	-	-	53,967	0.4							
2-0-N.	4,603	289,045	1,055,080	1,074,530	1,093,564	531,219	1,139,451	3,454,418	4,316,924	939,827	171,609	86,499	49,400	9,631	5,503	1,055,095,503	100.0							
All grades	6,186	292,450	1,062,841	1,075,953	1,094,568	538,438	1,150,914	3,468,332	4,319,750	949,654	173,218	96,108	59,031	10,162	6,006	1,055,095,503	100.0							
<b>Summary:</b>																								
Percent	1.9	14.9	17.0	6.8	7.3	3.5	9.6	25.5	30.1	6.2	1.1	0.6	0.3	0.1	0.1	100.0	Percent							
Weight	0.1	0.1	0.1	0.1	0.1	0.1	0.1	0.1	0.1	0.1	0.1	0.1	0.1	0.1	0.1	100.0	Weight							

1/ As reported by the Bureau of the Census, running bales, linkers excluded.  
 \* Less than 0.05 percent.

Percentage rough preparation . . . . . 1.0  
 Grade index . . . . . 96.0  
 Average staple length . . . . . 32.1

Table 1.--Grade and staple length of upland cotton ginned in the United States, 1951-52 - Continued

Grade	3/4 inch and shorter		13/16 inch		7/8 inch		29/32 inch		15/16 inch		1 inch		1-1/32 inch		1-1/16 inch		1-1/8 inch		1-5/32 inch		1-3/16 inch		1-7/32 inch		1-1/4 inches and longer		All lengths			
	Percent	Staple length	Percent	Staple length	Percent	Staple length	Percent	Staple length	Percent	Staple length	Percent	Staple length	Percent	Staple length	Percent	Staple length	Percent	Staple length	Percent	Staple length	Percent	Staple length	Percent	Staple length	Percent	Staple length		Percent		
<b>Extra White:</b>																														
3-0.M.	-	-	-	-	-	-	-	-	-	-	-	-	-	-	-	-	-	-	-	-	-	-	-	-	-	-	-	-		
4-0.M.	-	-	-	-	-	-	-	-	-	-	-	-	-	-	-	-	-	-	-	-	-	-	-	-	-	-	-	-		
5-M.	-	-	-	-	-	-	-	-	-	-	-	-	-	-	-	-	-	-	-	-	-	-	-	-	-	-	-	-		
6-S.L.M.	0.5	0.1	0.1	0.1	0.1	0.1	0.1	0.1	0.1	0.1	0.1	0.1	0.1	0.1	0.1	0.1	0.1	0.1	0.1	0.1	0.1	0.1	0.1	0.1	0.1	0.1	0.1	0.1		
7-L.M.	4.2	0.3	0.2	0.2	0.2	0.2	0.2	0.2	0.2	0.2	0.2	0.2	0.2	0.2	0.2	0.2	0.2	0.2	0.2	0.2	0.2	0.2	0.2	0.2	0.2	0.2	0.2	0.2	0.2	
8-S.O.	3.0	0.2	0.1	0.1	0.1	0.1	0.1	0.1	0.1	0.1	0.1	0.1	0.1	0.1	0.1	0.1	0.1	0.1	0.1	0.1	0.1	0.1	0.1	0.1	0.1	0.1	0.1	0.1	0.1	
9-0.0.	0.7	0.1	0.1	0.1	0.1	0.1	0.1	0.1	0.1	0.1	0.1	0.1	0.1	0.1	0.1	0.1	0.1	0.1	0.1	0.1	0.1	0.1	0.1	0.1	0.1	0.1	0.1	0.1	0.1	
Total	8.4	0.7	0.5	0.5	0.5	0.5	0.5	0.5	0.5	0.5	0.5	0.5	0.5	0.5	0.5	0.5	0.5	0.5	0.5	0.5	0.5	0.5	0.5	0.5	0.5	0.5	0.5	0.5	0.5	
<b>White:</b>																														
1-M.F.	-	-	-	-	-	-	-	-	-	-	-	-	-	-	-	-	-	-	-	-	-	-	-	-	-	-	-	-	-	
2-S.O.M.	-	-	-	-	-	-	-	-	-	-	-	-	-	-	-	-	-	-	-	-	-	-	-	-	-	-	-	-	-	
3-0.M.	-	-	-	-	-	-	-	-	-	-	-	-	-	-	-	-	-	-	-	-	-	-	-	-	-	-	-	-	-	
4-S.M.	1.2	1.3	1.8	3.3	5.3	4.8	2.7	3.6	5.3	11.9	7.7	1.0	1.0	1.0	1.0	1.0	1.0	1.0	1.0	1.0	1.0	1.0	1.0	1.0	1.0	1.0	1.0	1.0	1.0	
5-M.	2.9	4.3	11.2	16.6	18.8	21.0	25.6	29.2	33.0	35.5	33.0	30.2	30.2	30.2	30.2	30.2	30.2	30.2	30.2	30.2	30.2	30.2	30.2	30.2	30.2	30.2	30.2	30.2	30.2	
6-S.L.M.	1.6	4.0	8.8	14.9	17.7	22.6	26.3	28.7	23.3	18.6	12.1	8.8	8.8	8.8	8.8	8.8	8.8	8.8	8.8	8.8	8.8	8.8	8.8	8.8	8.8	8.8	8.8	8.8	8.8	
7-L.M.	1.1	3.1	5.1	7.4	10.0	12.7	13.2	10.1	6.7	2.4	1.5	1.0	1.0	1.0	1.0	1.0	1.0	1.0	1.0	1.0	1.0	1.0	1.0	1.0	1.0	1.0	1.0	1.0	1.0	
8-S.O.	1.0	1.1	1.1	1.3	2.1	3.6	5.0	2.2	0.6	0.2	0.2	0.2	0.2	0.2	0.2	0.2	0.2	0.2	0.2	0.2	0.2	0.2	0.2	0.2	0.2	0.2	0.2	0.2	0.2	
9-0.0.	0.2	0.2	0.2	0.2	0.3	0.5	0.7	1.7	0.3	0.3	0.3	0.3	0.3	0.3	0.3	0.3	0.3	0.3	0.3	0.3	0.3	0.3	0.3	0.3	0.3	0.3	0.3	0.3	0.3	
Total	6.8	14.0	28.2	43.8	58.7	69.6	74.5	74.0	67.0	69.2	66.9	46.9	32.2	45.6	25.9	83.3	63.1													
<b>Spotted:</b>																														
3-0.M.	0.2	1.5	1.0	0.6	0.4	0.3	0.1	0.1	0.1	0.1	0.1	0.1	0.1	0.1	0.1	0.1	0.1	0.1	0.1	0.1	0.1	0.1	0.1	0.1	0.1	0.1	0.1	0.1	0.1	
4-S.M.	4.3	15.5	14.5	11.9	8.5	4.9	2.4	2.1	1.1	1.1	1.1	1.1	1.1	1.1	1.1	1.1	1.1	1.1	1.1	1.1	1.1	1.1	1.1	1.1	1.1	1.1	1.1	1.1	1.1	
5-M.	7.6	20.8	21.3	18.2	15.6	14.4	11.8	8.2	6.2	6.2	6.2	6.2	6.2	6.2	6.2	6.2	6.2	6.2	6.2	6.2	6.2	6.2	6.2	6.2	6.2	6.2	6.2	6.2	6.2	
6-S.L.M.	16.0	37.5	22.9	18.4	11.0	5.7	3.5	1.7	0.7	0.7	0.7	0.7	0.7	0.7	0.7	0.7	0.7	0.7	0.7	0.7	0.7	0.7	0.7	0.7	0.7	0.7	0.7	0.7	0.7	
7-L.M.	12.5	8.8	5.7	2.4	3.3	4.2	4.3	1.2	0.2	0.2	0.2	0.2	0.2	0.2	0.2	0.2	0.2	0.2	0.2	0.2	0.2	0.2	0.2	0.2	0.2	0.2	0.2	0.2	0.2	
Total	41.1	64.1	64.7	54.5	39.8	22.8	14.5	7.9	3.4	1.9	2.9	1.0	1.0	1.0	1.0	1.0	1.0	1.0	1.0	1.0	1.0	1.0	1.0	1.0	1.0	1.0	1.0	1.0	1.0	
<b>Tinged:</b>																														
3-0.M.	-	-	-	-	-	-	-	-	-	-	-	-	-	-	-	-	-	-	-	-	-	-	-	-	-	-	-	-	-	
4-S.M.	-	-	-	-	-	-	-	-	-	-	-	-	-	-	-	-	-	-	-	-	-	-	-	-	-	-	-	-	-	
5-M.	1.4	3.8	1.7	4.0	5.5	1.1	1.1	1.1	1.1	1.1	1.1	1.1	1.1	1.1	1.1	1.1	1.1	1.1	1.1	1.1	1.1	1.1	1.1	1.1	1.1	1.1	1.1	1.1	1.1	
6-S.L.M.	7.5	8.5	2.2	5.5	7.7	2.2	2.2	2.2	2.2	2.2	2.2	2.2	2.2	2.2	2.2	2.2	2.2	2.2	2.2	2.2	2.2	2.2	2.2	2.2	2.2	2.2	2.2	2.2	2.2	
7-L.M.	12.6	4.4	4.6	2.2	1.8	1.9	1.2	1.1	0.2	0.2	0.2	0.2	0.2	0.2	0.2	0.2	0.2	0.2	0.2	0.2	0.2	0.2	0.2	0.2	0.2	0.2	0.2	0.2	0.2	
Total	21.5	17.3	4.8	1.2	3.1	2.2	1.5	0.2	0.2	0.2	0.2	0.2	0.2	0.2	0.2	0.2	0.2	0.2	0.2	0.2	0.2	0.2	0.2	0.2	0.2	0.2	0.2	0.2	0.2	
<b>Yellow Stained:</b>																														
3-0.M.	-	-	-	-	-	-	-	-	-	-	-	-	-	-	-	-	-	-	-	-	-	-	-	-	-	-	-	-	-	
4-S.M.	1.6	0.3	0.1	0.1	0.1	0.1	0.1	0.1	0.1	0.1	0.1	0.1	0.1	0.1	0.1	0.1	0.1	0.1	0.1	0.1	0.1	0.1	0.1	0.1	0.1	0.1	0.1	0.1	0.1	
5-M.	6.0	1.4	0.2	0.2	0.2	0.2	0.2	0.2	0.2	0.2	0.2	0.2	0.2	0.2	0.2	0.2	0.2	0.2	0.2	0.2	0.2	0.2	0.2	0.2	0.2	0.2	0.2	0.2	0.2	
Total	7.6	1.7	0.3	0.3	0.3	0.3	0.3	0.3	0.3	0.3	0.3	0.3	0.3	0.3	0.3	0.3	0.3	0.3	0.3	0.3	0.3	0.3	0.3	0.3	0.3	0.3	0.3	0.3	0.3	
<b>Gray:</b>																														
3-0.M.	-	-	-	-	-	-	-	-	-	-	-	-	-	-	-	-	-	-	-	-	-	-	-	-	-	-	-	-	-	
4-S.M.	0.2	0.2	0.2	0.1	0.1	0.1	0.1	0.1	0.1	0.1	0.1	0.1	0.1	0.1	0.1	0.1	0.1	0.1	0.1	0.1	0.1	0.1	0.1	0.1	0.1	0.1	0.1	0.1	0.1	
5-M.	0.9	0.5	0.4	0.2	0.2	0.2	0.2	0.2	0.2	0.2	0.2	0.2	0.2	0.2	0.2	0.2	0.2	0.2	0.2	0.2	0.2	0.2	0.2	0.2	0.2	0.2	0.2	0.2	0.2	
6-S.L.M.	0.7	0.2	0.1	0.1	0.1	0.1	0.1	0.1	0.1	0.1	0.1	0.1	0.1	0.1	0.1	0.1	0.1	0.1	0.1	0.1	0.1	0.1	0.1	0.1	0.1	0.1	0.1	0.1	0.1	
Total	1.8	0.9	0.7	0.3	0.4	1.2	2.9	3.5	1.0	0.2	0.2	0.2	0.2	0.2	0.2	0.2	0.2	0.2	0.2	0.2	0.2	0.2	0.2	0.2	0.2	0.2	0.2	0.2	0.2	
Below Grade	12.7	1.3	0.7	0.1	1.8	1.4	0.8	0.1	0.1	0.1	0.1	0.1	0.1	0.1	0.1	0.1	0.1	0.1	0.1	0.1	0.1	0.1	0.1	0.1	0.1	0.1	0.1	0.1	0.1	
All grades	100.0	100.0	100.0	100.0	100.0	100.0	100.0	100.0	100.0	100.0	100.0	100.0	100.0	100.0	100.0	100.0	100.0	100.0	100.0	100.0	100.0	100.0	100.0	100.0	100.0	100.0	100.0	100.0	100.0	

\* Less than 0.05 percent.



Table 2.—Grade and staple length of American Egyptian cotton ginned by States, 1951-52, United States

Grade	Production										Percentages											
	1-9/32 and shorter		1-5/16 and longer		1-1/2 and longer		1-7/16 and longer		1-3/8 and longer		1-5/16 and longer		1-11/32 and longer		1-1/2 and longer		1-7/16 and longer		1-3/8 and longer		1-5/16 and longer	
	Bales	and lengths	Bales	and lengths	Bales	and lengths	Bales	and lengths	Bales	and lengths	Bales	and lengths	Bales	and lengths	Bales	and lengths	Bales	and lengths	Bales	and lengths	Bales	and lengths
ARIZONA																						
1.	-	4	-	372	85	-	-	-	-	-	-	-	-	-	-	-	-	-	-	-	-	-
2.	-	3	-	2,169	204	-	-	-	-	-	-	-	-	-	-	-	-	-	-	-	-	-
3.	-	6	-	2,944	35	-	-	-	-	-	-	-	-	-	-	-	-	-	-	-	-	-
4.	-	50	-	1,271	-	-	-	-	-	-	-	-	-	-	-	-	-	-	-	-	-	-
5 and lower.	3	1,526	13.0	1,702	-	-	-	-	-	-	-	-	-	-	-	-	-	-	-	-	-	-
All grades	23	7,642	32%	10,889	32%	1/2	19,425	100.0	100.0	100.0	100.0	100.0	100.0	100.0	100.0	100.0	100.0	100.0	100.0	100.0	100.0	100.0
NEW MEXICO																						
1.	-	3	-	993	-	-	1,001	-	-	-	-	-	-	-	-	-	-	-	-	-	-	-
2.	-	9	-	1,819	-	-	1,987	-	-	-	-	-	-	-	-	-	-	-	-	-	-	-
3.	-	14	-	763	-	-	1,144	-	-	-	-	-	-	-	-	-	-	-	-	-	-	-
4.	-	28	-	50	-	-	293	-	-	-	-	-	-	-	-	-	-	-	-	-	-	-
5 and lower.	7	151	7%	7	-	-	1,9	-	-	-	-	-	-	-	-	-	-	-	-	-	-	-
All grades	375	996	99%	3,645	-	-	5,115	100.0	100.0	100.0	100.0	100.0	100.0	100.0	100.0	100.0	100.0	100.0	100.0	100.0	100.0	100.0
TEXAS																						
1.	-	4	-	10,406	14	-	10,446	-	-	-	-	-	-	-	-	-	-	-	-	-	-	-
2.	-	16	-	5,511	4	-	5,679	-	-	-	-	-	-	-	-	-	-	-	-	-	-	-
3.	-	789	-	2,003	-	-	2,796	-	-	-	-	-	-	-	-	-	-	-	-	-	-	-
4.	-	422	-	205	-	-	888	-	-	-	-	-	-	-	-	-	-	-	-	-	-	-
5 and lower.	4	57	5%	25	-	-	606	-	-	-	-	-	-	-	-	-	-	-	-	-	-	-
All grades	844	303	30%	18,153	18	1/2	21,509	100.0	100.0	100.0	100.0	100.0	100.0	100.0	100.0	100.0	100.0	100.0	100.0	100.0	100.0	100.0
UNITED STATES																						
1.	-	4	-	11,776	99	-	11,914	-	-	-	-	-	-	-	-	-	-	-	-	-	-	-
2.	-	16	-	9,499	35	-	10,239	-	-	-	-	-	-	-	-	-	-	-	-	-	-	-
3.	-	77	-	3,534	35	-	7,530	-	-	-	-	-	-	-	-	-	-	-	-	-	-	-
4.	-	102	-	1,733	-	-	4,701	-	-	-	-	-	-	-	-	-	-	-	-	-	-	-
5 and lower.	339	132	13%	360	-	-	2,681	-	-	-	-	-	-	-	-	-	-	-	-	-	-	-
All grades	1,262	949	94%	32,657	34%	1/2	46,049	100.0	100.0	100.0	100.0	100.0	100.0	100.0	100.0	100.0	100.0	100.0	100.0	100.0	100.0	100.0

1/2 As reported by the Bureau of the Census, running bales.

Table 1.—Grade and staple length of upland cotton ginned in the United States, during specified periods, 1951-52

Grade and staple length	Prior to Sept. 1		September		October		November		After Nov. 30		Total Crop		Prior to Sept. 1		September		October		After Nov. 30		Total Crop																																																																																																																																																																																																																																																																																																																																																																																																																																																																																																																																																																																																																																																																																																																																																																																																																																																																																																																																																																																																																																																																																																																																																																																																																																						
	Bales	Percent	Bales	Percent	Bales	Percent	Bales	Percent	Bales	Percent	Bales	Percent	Bales	Percent	Bales	Percent	Bales	Percent	Bales	Percent	Bales	Percent																																																																																																																																																																																																																																																																																																																																																																																																																																																																																																																																																																																																																																																																																																																																																																																																																																																																																																																																																																																																																																																																																																																																																																																																																																					
<b>Extra Whites:</b>																								3-0.0.	1	3.040	10,871	7.6	705	74	14,611	1.1	5.3	18.2	30.6	23.6	15.9	11	12,589	17,990	12,589	17,990	12,589	17,990	12,589	17,990	12,589	17,990	4-0.0.	725	68,768	213,276	151.5	64,928	6,866	285,151	21.5	2.0	6.7	2.3	4.6	2.2	279,794	370,686	279,794	370,686	279,794	370,686	279,794	370,686	279,794	370,686	5-0.0.	2,880	79,682	337,917	243.1	320,413	33,871	1,075,191	81.1	7.7	23.2	8.5	26.8	7.2	1,151,138	1,480,796	1,151,138	1,480,796	1,151,138	1,480,796	1,151,138	1,480,796	1,151,138	1,480,796	6-0.0.	396	71,512	227,159	163.5	183,374	19,207	593,881	44.8	4.1	12.4	4.4	13.3	3.7	645,820	838,523	645,820	838,523	645,820	838,523	645,820	838,523	645,820	838,523	7-0.0.	5	4,312	13,513	9.7	7,883	831	25,513	1.9	0.2	0.6	0.2	0.6	0.1	24,696	32,396	24,696	32,396	24,696	32,396	24,696	32,396	24,696	32,396	8-5.0-0.	-	600	2,599	1.9	7,883	831	25,513	1.9	0.2	0.6	0.2	0.6	0.1	24,696	32,396	24,696	32,396	24,696	32,396	24,696	32,396	24,696	32,396	9-0.0.	-	91	1,189	0.9	576	60	1,916	0.1	0.0	0.0	0.0	0.0	0.0	1,443	1,865	1,443	1,865	1,443	1,865	1,443	1,865	1,443	1,865	Total	4,005	103,671	827,661	603.7	818,737	85,737	2,390,911	180.0	16.8	50.3	17.6	51.3	14.5	2,494,667	3,055,138	2,494,667	3,055,138	2,494,667	3,055,138	2,494,667	3,055,138	2,494,667	3,055,138	<b>Whites:</b>																								1-0.0.	-	-	-	-	-	-	-	-	-	-	-	-	-	-	-	-	-	-	-	-	-	-	-	2-5.0.0.	11	12,589	936	6.8	60	6.3	11	0.1	-	-	-	-	-	12,589	936	12,589	936	12,589	936	12,589	936	12,589	936	3-0.0.	17,990	170,619	60,866	43.9	5,177	714	187,662	14.0	1.3	3.9	1.4	3.9	1.1	187,662	175,796	187,662	175,796	187,662	175,796	187,662	175,796	187,662	175,796	4-0.0.	279,794	2,851,397	1,260,796	908.7	69,807	7,372	2,921,203	22.2	2.0	5.7	2.1	5.7	1.6	2,991,000	3,021,103	2,991,000	3,021,103	2,991,000	3,021,103	2,991,000	3,021,103	2,991,000	3,021,103	5-0.0.	1,151,138	1,480,796	1,380,130	1,000.0	338,598	37,592	1,719,728	13.0	1.2	3.3	1.2	3.3	0.9	1,753,326	1,818,394	1,753,326	1,818,394	1,753,326	1,818,394	1,753,326	1,818,394	1,753,326	1,818,394	6-0.0.	645,820	838,523	338,598	246.5	338,598	37,592	677,196	5.1	0.5	1.4	0.5	1.4	0.4	677,196	677,196	677,196	677,196	677,196	677,196	677,196	677,196	677,196	677,196	7-0.0.	24,696	32,396	32,396	23.5	65,820	7,143	102,216	0.8	0.0	0.2	0.0	0.2	0.1	102,216	102,216	102,216	102,216	102,216	102,216	102,216	102,216	102,216	102,216	102,216	8-5.0-0.	2,496	2,092	3,801	2.8	4,280	458	8,161	0.1	0.0	0.0	0.0	0.0	0.0	8,161	8,161	8,161	8,161	8,161	8,161	8,161	8,161	8,161	8,161	8,161	9-0.0.	85	2,092	3,801	2.8	4,280	458	8,161	0.1	0.0	0.0	0.0	0.0	0.0	8,161	8,161	8,161	8,161	8,161	8,161	8,161	8,161	8,161	8,161	8,161	Total	1,969,667	2,494,667	2,055,138	1,503.7	1,031,711	111,373	3,086,484	23.2	2.1	5.7	2.1	5.7	1.6	3,112,145	3,196,561	3,112,145	3,196,561	3,112,145	3,196,561	3,112,145	3,196,561	3,112,145	3,196,561	<b>Spotted:</b>																								3-0.0.	3,084	9,730	17,576	12.8	2,293	242	30,869	2.3	0.2	0.6	0.2	0.6	0.2	30,869	30,869	30,869	30,869	30,869	30,869	30,869	30,869	30,869	30,869	30,869	4-0.0.	26,277	131,169	320,686	235.3	105,766	11,272	437,935	33.2	3.0	8.3	3.0	8.3	2.3	437,935	437,935	437,935	437,935	437,935	437,935	437,935	437,935	437,935	437,935	5-0.0.	6,817	72,512	270,250	196.1	120,717	12,811	391,527	29.7	2.7	7.4	2.7	7.4	2.0	391,527	391,527	391,527	391,527	391,527	391,527	391,527	391,527	391,527	391,527	6-0.0.	81	9,118	28,282	20.8	15,118	1,618	43,400	0.3	0.0	0.1	0.0	0.1	0.0	43,400	43,400	43,400	43,400	43,400	43,400	43,400	43,400	43,400	43,400	43,400	7-0.0.	193	903	2,989	2.2	1,518	161	4,407	0.0	0.0	0.0	0.0	0.0	0.0	4,407	4,407	4,407	4,407	4,407	4,407	4,407	4,407	4,407	4,407	Total	30,123	255,097	646,100	472.2	244,842	25,772	777,072	5.9	0.5	1.4	0.5	1.4	0.4	777,072	777,072	777,072	777,072	777,072	777,072	777,072	777,072	777,072	777,072	<b>Tinged:</b>																								3-0.0.	-	11	20	0.0	8	0.8	193	0.0	0.0	0.0	0.0	0.0	0.0	193	193	193	193	193	193	193	193	193	193	4-0.0.	-	23	131	0.1	1,122	118	1,253	0.0	0.0	0.0	0.0	0.0	0.0	1,253	1,253	1,253	1,253	1,253	1,253	1,253	1,253	1,253	1,253	5-0.0.	17	91	246	0.2	3,616	380	4,053	0.0	0.0	0.0	0.0	0.0	0.0	4,053	4,053	4,053	4,053	4,053	4,053	4,053	4,053	4,053	4,053	6-0.0.	1	76	55	0.0	3,108	324	3,432	0.0	0.0	0.0	0.0	0.0	0.0	3,432	3,432	3,432	3,432	3,432	3,432	3,432	3,432	3,432	3,432	7-0.0.	-	9	-	0.0	900	94	994	0.0	0.0	0.0	0.0	0.0	0.0	994	994	994	994	994	994	994	994	994	994	Total	13	118	152	0.1	8,738	916	9,654	0.0	0.0	0.0	0.0	0.0	0.0	9,654	9,654	9,654	9,654	9,654	9,654	9,654	9,654	9,654	9,654	<b>Yellow Stained:</b>																								4-0.0.	-	-	-	-	-	-	-	-	-	-	-	-	-	-	-	-	-	-	-	-	-	-	-	5-0.0.	-	-	-	-	-	-	-	-	-	-	-	-	-	-	-	-	-	-	-	-	-	-	-	6-0.0.	-	-	-	-	-	-	-	-	-	-	-	-	-	-	-	-	-	-	-	-	-	-	-	Total	-	-	-	-	-	-	-	-	-	-	-	-	-	-	-	-	-	-	-	-	-	-	-	<b>Gray:</b>																								3-0.0.	37	459	1,843	1.4	725	76	2,570	0.0	0.0	0.0	0.0	0.0	0.0	2,570	2,570	2,570	2,570	2,570	2,570	2,570	2,570	2,570	2,570	4-0.0.	1,260	4,550	15,162	11.3	13,180	1,380	16,562	0.1	0.0	0.0	0.0	0.0	0.0	16,562	16,562	16,562	16,562	16,562	16,562	16,562	16,562	16,562	16,562	5-0.0.	2,187	4,788	9,072	6.8	18,067	1,872	21,939	0.2	0.0	0.0	0.0	0.0	0.0	21,939	21,939	21,939	21,939	21,939	21,939	21,939	21,939	21,939	21,939	6-0.0.	87	1,713	1,367	1.0	2,862	299	3,661	0.0	0.0	0.0	0.0	0.0	0.0	3,661	3,661	3,661	3,661	3,661	3,661	3,661	3,661	3,661	3,661	Total	3,751	11,015	27,449	20.2	30,334	3,240	36,672	0.3	0.0	0.0	0.0	0.0	0.0	36,672	36,672	36,672	36,672	36,672	36,672	36,672	36,672	36,672	36,672	36,672	<b>Below Grade:</b>																								5-0.0.	54	139	505	0.4	1,308	138	1,845	0.0	0.0	0.0	0.0	0.0	0.0	1,845	1,845	1,845	1,845	1,845	1,845	1,845	1,845	1,845	1,845	Total	2,035,613	3,145,138	4,557,395	3,368.9	2,768,295	291,711	7,150,503	53.9	5.3	14.7	5.3	14.7	4.1	7,150,503	7,150,503	7,150,503	7,150,503	7,150,503	7,150,503	7,150,503	7,150,503	7,150,503	7,150,503	<b>Grade Index (inches)</b>	90.3	97.4	95.9	91.7	83.5	94.0	94.0	94.0	94.0	94.0	94.0	94.0	94.0	94.0	94.0	94.0	94.0	94.0	94.0	94.0	94.0	94.0	94.0	<b>1 3/16 and shorter:</b>	6,259	17,558	56,952	41.2	69,885	7,372	102,216	0.8	0.0	0.0	0.0	0.0	0.0	102,216	102,216	102,216	102,216	102,216	102,216	102,216	102,216	102,216	102,216	7/8.	87,000	103,100	265,998	193
3-0.0.	1	3.040	10,871	7.6	705	74	14,611	1.1	5.3	18.2	30.6	23.6	15.9	11	12,589	17,990	12,589	17,990	12,589	17,990	12,589	17,990	12,589	17,990																																																																																																																																																																																																																																																																																																																																																																																																																																																																																																																																																																																																																																																																																																																																																																																																																																																																																																																																																																																																																																																																																																																																																																																																																																			
4-0.0.	725	68,768	213,276	151.5	64,928	6,866	285,151	21.5	2.0	6.7	2.3	4.6	2.2	279,794	370,686	279,794	370,686	279,794	370,686	279,794	370,686	279,794	370,686																																																																																																																																																																																																																																																																																																																																																																																																																																																																																																																																																																																																																																																																																																																																																																																																																																																																																																																																																																																																																																																																																																																																																																																																																																				
5-0.0.	2,880	79,682	337,917	243.1	320,413	33,871	1,075,191	81.1	7.7	23.2	8.5	26.8	7.2	1,151,138	1,480,796	1,151,138	1,480,796	1,151,138	1,480,796	1,151,138	1,480,796	1,151,138	1,480,796																																																																																																																																																																																																																																																																																																																																																																																																																																																																																																																																																																																																																																																																																																																																																																																																																																																																																																																																																																																																																																																																																																																																																																																																																																				
6-0.0.	396	71,512	227,159	163.5	183,374	19,207	593,881	44.8	4.1	12.4	4.4	13.3	3.7	645,820	838,523	645,820	838,523	645,820	838,523	645,820	838,523	645,820	838,523																																																																																																																																																																																																																																																																																																																																																																																																																																																																																																																																																																																																																																																																																																																																																																																																																																																																																																																																																																																																																																																																																																																																																																																																																																				
7-0.0.	5	4,312	13,513	9.7	7,883	831	25,513	1.9	0.2	0.6	0.2	0.6	0.1	24,696	32,396	24,696	32,396	24,696	32,396	24,696	32,396	24,696	32,396																																																																																																																																																																																																																																																																																																																																																																																																																																																																																																																																																																																																																																																																																																																																																																																																																																																																																																																																																																																																																																																																																																																																																																																																																																				
8-5.0-0.	-	600	2,599	1.9	7,883	831	25,513	1.9	0.2	0.6	0.2	0.6	0.1	24,696	32,396	24,696	32,396	24,696	32,396	24,696	32,396	24,696	32,396																																																																																																																																																																																																																																																																																																																																																																																																																																																																																																																																																																																																																																																																																																																																																																																																																																																																																																																																																																																																																																																																																																																																																																																																																																				
9-0.0.	-	91	1,189	0.9	576	60	1,916	0.1	0.0	0.0	0.0	0.0	0.0	1,443	1,865	1,443	1,865	1,443	1,865	1,443	1,865	1,443	1,865																																																																																																																																																																																																																																																																																																																																																																																																																																																																																																																																																																																																																																																																																																																																																																																																																																																																																																																																																																																																																																																																																																																																																																																																																																				
Total	4,005	103,671	827,661	603.7	818,737	85,737	2,390,911	180.0	16.8	50.3	17.6	51.3	14.5	2,494,667	3,055,138	2,494,667	3,055,138	2,494,667	3,055,138	2,494,667	3,055,138	2,494,667	3,055,138																																																																																																																																																																																																																																																																																																																																																																																																																																																																																																																																																																																																																																																																																																																																																																																																																																																																																																																																																																																																																																																																																																																																																																																																																																				
<b>Whites:</b>																								1-0.0.	-	-	-	-	-	-	-	-	-	-	-	-	-	-	-	-	-	-	-	-	-	-	-	2-5.0.0.	11	12,589	936	6.8	60	6.3	11	0.1	-	-	-	-	-	12,589	936	12,589	936	12,589	936	12,589	936	12,589	936	3-0.0.	17,990	170,619	60,866	43.9	5,177	714	187,662	14.0	1.3	3.9	1.4	3.9	1.1	187,662	175,796	187,662	175,796	187,662	175,796	187,662	175,796	187,662	175,796	4-0.0.	279,794	2,851,397	1,260,796	908.7	69,807	7,372	2,921,203	22.2	2.0	5.7	2.1	5.7	1.6	2,991,000	3,021,103	2,991,000	3,021,103	2,991,000	3,021,103	2,991,000	3,021,103	2,991,000	3,021,103	5-0.0.	1,151,138	1,480,796	1,380,130	1,000.0	338,598	37,592	1,719,728	13.0	1.2	3.3	1.2	3.3	0.9	1,753,326	1,818,394	1,753,326	1,818,394	1,753,326	1,818,394	1,753,326	1,818,394	1,753,326	1,818,394	6-0.0.	645,820	838,523	338,598	246.5	338,598	37,592	677,196	5.1	0.5	1.4	0.5	1.4	0.4	677,196	677,196	677,196	677,196	677,196	677,196	677,196	677,196	677,196	677,196	7-0.0.	24,696	32,396	32,396	23.5	65,820	7,143	102,216	0.8	0.0	0.2	0.0	0.2	0.1	102,216	102,216	102,216	102,216	102,216	102,216	102,216	102,216	102,216	102,216	102,216	8-5.0-0.	2,496	2,092	3,801	2.8	4,280	458	8,161	0.1	0.0	0.0	0.0	0.0	0.0	8,161	8,161	8,161	8,161	8,161	8,161	8,161	8,161	8,161	8,161	8,161	9-0.0.	85	2,092	3,801	2.8	4,280	458	8,161	0.1	0.0	0.0	0.0	0.0	0.0	8,161	8,161	8,161	8,161	8,161	8,161	8,161	8,161	8,161	8,161	8,161	Total	1,969,667	2,494,667	2,055,138	1,503.7	1,031,711	111,373	3,086,484	23.2	2.1	5.7	2.1	5.7	1.6	3,112,145	3,196,561	3,112,145	3,196,561	3,112,145	3,196,561	3,112,145	3,196,561	3,112,145	3,196,561	<b>Spotted:</b>																								3-0.0.	3,084	9,730	17,576	12.8	2,293	242	30,869	2.3	0.2	0.6	0.2	0.6	0.2	30,869	30,869	30,869	30,869	30,869	30,869	30,869	30,869	30,869	30,869	30,869	4-0.0.	26,277	131,169	320,686	235.3	105,766	11,272	437,935	33.2	3.0	8.3	3.0	8.3	2.3	437,935	437,935	437,935	437,935	437,935	437,935	437,935	437,935	437,935	437,935	5-0.0.	6,817	72,512	270,250	196.1	120,717	12,811	391,527	29.7	2.7	7.4	2.7	7.4	2.0	391,527	391,527	391,527	391,527	391,527	391,527	391,527	391,527	391,527	391,527	6-0.0.	81	9,118	28,282	20.8	15,118	1,618	43,400	0.3	0.0	0.1	0.0	0.1	0.0	43,400	43,400	43,400	43,400	43,400	43,400	43,400	43,400	43,400	43,400	43,400	7-0.0.	193	903	2,989	2.2	1,518	161	4,407	0.0	0.0	0.0	0.0	0.0	0.0	4,407	4,407	4,407	4,407	4,407	4,407	4,407	4,407	4,407	4,407	Total	30,123	255,097	646,100	472.2	244,842	25,772	777,072	5.9	0.5	1.4	0.5	1.4	0.4	777,072	777,072	777,072	777,072	777,072	777,072	777,072	777,072	777,072	777,072	<b>Tinged:</b>																								3-0.0.	-	11	20	0.0	8	0.8	193	0.0	0.0	0.0	0.0	0.0	0.0	193	193	193	193	193	193	193	193	193	193	4-0.0.	-	23	131	0.1	1,122	118	1,253	0.0	0.0	0.0	0.0	0.0	0.0	1,253	1,253	1,253	1,253	1,253	1,253	1,253	1,253	1,253	1,253	5-0.0.	17	91	246	0.2	3,616	380	4,053	0.0	0.0	0.0	0.0	0.0	0.0	4,053	4,053	4,053	4,053	4,053	4,053	4,053	4,053	4,053	4,053	6-0.0.	1	76	55	0.0	3,108	324	3,432	0.0	0.0	0.0	0.0	0.0	0.0	3,432	3,432	3,432	3,432	3,432	3,432	3,432	3,432	3,432	3,432	7-0.0.	-	9	-	0.0	900	94	994	0.0	0.0	0.0	0.0	0.0	0.0	994	994	994	994	994	994	994	994	994	994	Total	13	118	152	0.1	8,738	916	9,654	0.0	0.0	0.0	0.0	0.0	0.0	9,654	9,654	9,654	9,654	9,654	9,654	9,654	9,654	9,654	9,654	<b>Yellow Stained:</b>																								4-0.0.	-	-	-	-	-	-	-	-	-	-	-	-	-	-	-	-	-	-	-	-	-	-	-	5-0.0.	-	-	-	-	-	-	-	-	-	-	-	-	-	-	-	-	-	-	-	-	-	-	-	6-0.0.	-	-	-	-	-	-	-	-	-	-	-	-	-	-	-	-	-	-	-	-	-	-	-	Total	-	-	-	-	-	-	-	-	-	-	-	-	-	-	-	-	-	-	-	-	-	-	-	<b>Gray:</b>																								3-0.0.	37	459	1,843	1.4	725	76	2,570	0.0	0.0	0.0	0.0	0.0	0.0	2,570	2,570	2,570	2,570	2,570	2,570	2,570	2,570	2,570	2,570	4-0.0.	1,260	4,550	15,162	11.3	13,180	1,380	16,562	0.1	0.0	0.0	0.0	0.0	0.0	16,562	16,562	16,562	16,562	16,562	16,562	16,562	16,562	16,562	16,562	5-0.0.	2,187	4,788	9,072	6.8	18,067	1,872	21,939	0.2	0.0	0.0	0.0	0.0	0.0	21,939	21,939	21,939	21,939	21,939	21,939	21,939	21,939	21,939	21,939	6-0.0.	87	1,713	1,367	1.0	2,862	299	3,661	0.0	0.0	0.0	0.0	0.0	0.0	3,661	3,661	3,661	3,661	3,661	3,661	3,661	3,661	3,661	3,661	Total	3,751	11,015	27,449	20.2	30,334	3,240	36,672	0.3	0.0	0.0	0.0	0.0	0.0	36,672	36,672	36,672	36,672	36,672	36,672	36,672	36,672	36,672	36,672	36,672	<b>Below Grade:</b>																								5-0.0.	54	139	505	0.4	1,308	138	1,845	0.0	0.0	0.0	0.0	0.0	0.0	1,845	1,845	1,845	1,845	1,845	1,845	1,845	1,845	1,845	1,845	Total	2,035,613	3,145,138	4,557,395	3,368.9	2,768,295	291,711	7,150,503	53.9	5.3	14.7	5.3	14.7	4.1	7,150,503	7,150,503	7,150,503	7,150,503	7,150,503	7,150,503	7,150,503	7,150,503	7,150,503	7,150,503	<b>Grade Index (inches)</b>	90.3	97.4	95.9	91.7	83.5	94.0	94.0	94.0	94.0	94.0	94.0	94.0	94.0	94.0	94.0	94.0	94.0	94.0	94.0	94.0	94.0	94.0	94.0	<b>1 3/16 and shorter:</b>	6,259	17,558	56,952	41.2	69,885	7,372	102,216	0.8	0.0	0.0	0.0	0.0	0.0	102,216	102,216	102,216	102,216	102,216	102,216	102,216	102,216	102,216	102,216	7/8.	87,000	103,100	265,998	193																																																																																																																																																																																																																									
1-0.0.	-	-	-	-	-	-	-	-	-	-	-	-	-	-	-	-	-	-	-	-	-	-	-																																																																																																																																																																																																																																																																																																																																																																																																																																																																																																																																																																																																																																																																																																																																																																																																																																																																																																																																																																																																																																																																																																																																																																																																																																				
2-5.0.0.	11	12,589	936	6.8	60	6.3	11	0.1	-	-	-	-	-	12,589	936	12,589	936	12,589	936	12,589	936	12,589	936																																																																																																																																																																																																																																																																																																																																																																																																																																																																																																																																																																																																																																																																																																																																																																																																																																																																																																																																																																																																																																																																																																																																																																																																																																				
3-0.0.	17,990	170,619	60,866	43.9	5,177	714	187,662	14.0	1.3	3.9	1.4	3.9	1.1	187,662	175,796	187,662	175,796	187,662	175,796	187,662	175,796	187,662	175,796																																																																																																																																																																																																																																																																																																																																																																																																																																																																																																																																																																																																																																																																																																																																																																																																																																																																																																																																																																																																																																																																																																																																																																																																																																				
4-0.0.	279,794	2,851,397	1,260,796	908.7	69,807	7,372	2,921,203	22.2	2.0	5.7	2.1	5.7	1.6	2,991,000	3,021,103	2,991,000	3,021,103	2,991,000	3,021,103	2,991,000	3,021,103	2,991,000	3,021,103																																																																																																																																																																																																																																																																																																																																																																																																																																																																																																																																																																																																																																																																																																																																																																																																																																																																																																																																																																																																																																																																																																																																																																																																																																				
5-0.0.	1,151,138	1,480,796	1,380,130	1,000.0	338,598	37,592	1,719,728	13.0	1.2	3.3	1.2	3.3	0.9	1,753,326	1,818,394	1,753,326	1,818,394	1,753,326	1,818,394	1,753,326	1,818,394	1,753,326	1,818,394																																																																																																																																																																																																																																																																																																																																																																																																																																																																																																																																																																																																																																																																																																																																																																																																																																																																																																																																																																																																																																																																																																																																																																																																																																				
6-0.0.	645,820	838,523	338,598	246.5	338,598	37,592	677,196	5.1	0.5	1.4	0.5	1.4	0.4	677,196	677,196	677,196	677,196	677,196	677,196	677,196	677,196	677,196	677,196																																																																																																																																																																																																																																																																																																																																																																																																																																																																																																																																																																																																																																																																																																																																																																																																																																																																																																																																																																																																																																																																																																																																																																																																																																				
7-0.0.	24,696	32,396	32,396	23.5	65,820	7,143	102,216	0.8	0.0	0.2	0.0	0.2	0.1	102,216	102,216	102,216	102,216	102,216	102,216	102,216	102,216	102,216	102,216	102,216																																																																																																																																																																																																																																																																																																																																																																																																																																																																																																																																																																																																																																																																																																																																																																																																																																																																																																																																																																																																																																																																																																																																																																																																																																			
8-5.0-0.	2,496	2,092	3,801	2.8	4,280	458	8,161	0.1	0.0	0.0	0.0	0.0	0.0	8,161	8,161	8,161	8,161	8,161	8,161	8,161	8,161	8,161	8,161	8,161																																																																																																																																																																																																																																																																																																																																																																																																																																																																																																																																																																																																																																																																																																																																																																																																																																																																																																																																																																																																																																																																																																																																																																																																																																			
9-0.0.	85	2,092	3,801	2.8	4,280	458	8,161	0.1	0.0	0.0	0.0	0.0	0.0	8,161	8,161	8,161	8,161	8,161	8,161	8,161	8,161	8,161	8,161	8,161																																																																																																																																																																																																																																																																																																																																																																																																																																																																																																																																																																																																																																																																																																																																																																																																																																																																																																																																																																																																																																																																																																																																																																																																																																			
Total	1,969,667	2,494,667	2,055,138	1,503.7	1,031,711	111,373	3,086,484	23.2	2.1	5.7	2.1	5.7	1.6	3,112,145	3,196,561	3,112,145	3,196,561	3,112,145	3,196,561	3,112,145	3,196,561	3,112,145	3,196,561																																																																																																																																																																																																																																																																																																																																																																																																																																																																																																																																																																																																																																																																																																																																																																																																																																																																																																																																																																																																																																																																																																																																																																																																																																				
<b>Spotted:</b>																								3-0.0.	3,084	9,730	17,576	12.8	2,293	242	30,869	2.3	0.2	0.6	0.2	0.6	0.2	30,869	30,869	30,869	30,869	30,869	30,869	30,869	30,869	30,869	30,869	30,869	4-0.0.	26,277	131,169	320,686	235.3	105,766	11,272	437,935	33.2	3.0	8.3	3.0	8.3	2.3	437,935	437,935	437,935	437,935	437,935	437,935	437,935	437,935	437,935	437,935	5-0.0.	6,817	72,512	270,250	196.1	120,717	12,811	391,527	29.7	2.7	7.4	2.7	7.4	2.0	391,527	391,527	391,527	391,527	391,527	391,527	391,527	391,527	391,527	391,527	6-0.0.	81	9,118	28,282	20.8	15,118	1,618	43,400	0.3	0.0	0.1	0.0	0.1	0.0	43,400	43,400	43,400	43,400	43,400	43,400	43,400	43,400	43,400	43,400	43,400	7-0.0.	193	903	2,989	2.2	1,518	161	4,407	0.0	0.0	0.0	0.0	0.0	0.0	4,407	4,407	4,407	4,407	4,407	4,407	4,407	4,407	4,407	4,407	Total	30,123	255,097	646,100	472.2	244,842	25,772	777,072	5.9	0.5	1.4	0.5	1.4	0.4	777,072	777,072	777,072	777,072	777,072	777,072	777,072	777,072	777,072	777,072	<b>Tinged:</b>																								3-0.0.	-	11	20	0.0	8	0.8	193	0.0	0.0	0.0	0.0	0.0	0.0	193	193	193	193	193	193	193	193	193	193	4-0.0.	-	23	131	0.1	1,122	118	1,253	0.0	0.0	0.0	0.0	0.0	0.0	1,253	1,253	1,253	1,253	1,253	1,253	1,253	1,253	1,253	1,253	5-0.0.	17	91	246	0.2	3,616	380	4,053	0.0	0.0	0.0	0.0	0.0	0.0	4,053	4,053	4,053	4,053	4,053	4,053	4,053	4,053	4,053	4,053	6-0.0.	1	76	55	0.0	3,108	324	3,432	0.0	0.0	0.0	0.0	0.0	0.0	3,432	3,432	3,432	3,432	3,432	3,432	3,432	3,432	3,432	3,432	7-0.0.	-	9	-	0.0	900	94	994	0.0	0.0	0.0	0.0	0.0	0.0	994	994	994	994	994	994	994	994	994	994	Total	13	118	152	0.1	8,738	916	9,654	0.0	0.0	0.0	0.0	0.0	0.0	9,654	9,654	9,654	9,654	9,654	9,654	9,654	9,654	9,654	9,654	<b>Yellow Stained:</b>																								4-0.0.	-	-	-	-	-	-	-	-	-	-	-	-	-	-	-	-	-	-	-	-	-	-	-	5-0.0.	-	-	-	-	-	-	-	-	-	-	-	-	-	-	-	-	-	-	-	-	-	-	-	6-0.0.	-	-	-	-	-	-	-	-	-	-	-	-	-	-	-	-	-	-	-	-	-	-	-	Total	-	-	-	-	-	-	-	-	-	-	-	-	-	-	-	-	-	-	-	-	-	-	-	<b>Gray:</b>																								3-0.0.	37	459	1,843	1.4	725	76	2,570	0.0	0.0	0.0	0.0	0.0	0.0	2,570	2,570	2,570	2,570	2,570	2,570	2,570	2,570	2,570	2,570	4-0.0.	1,260	4,550	15,162	11.3	13,180	1,380	16,562	0.1	0.0	0.0	0.0	0.0	0.0	16,562	16,562	16,562	16,562	16,562	16,562	16,562	16,562	16,562	16,562	5-0.0.	2,187	4,788	9,072	6.8	18,067	1,872	21,939	0.2	0.0	0.0	0.0	0.0	0.0	21,939	21,939	21,939	21,939	21,939	21,939	21,939	21,939	21,939	21,939	6-0.0.	87	1,713	1,367	1.0	2,862	299	3,661	0.0	0.0	0.0	0.0	0.0	0.0	3,661	3,661	3,661	3,661	3,661	3,661	3,661	3,661	3,661	3,661	Total	3,751	11,015	27,449	20.2	30,334	3,240	36,672	0.3	0.0	0.0	0.0	0.0	0.0	36,672	36,672	36,672	36,672	36,672	36,672	36,672	36,672	36,672	36,672	36,672	<b>Below Grade:</b>																								5-0.0.	54	139	505	0.4	1,308	138	1,845	0.0	0.0	0.0	0.0	0.0	0.0	1,845	1,845	1,845	1,845	1,845	1,845	1,845	1,845	1,845	1,845	Total	2,035,613	3,145,138	4,557,395	3,368.9	2,768,295	291,711	7,150,503	53.9	5.3	14.7	5.3	14.7	4.1	7,150,503	7,150,503	7,150,503	7,150,503	7,150,503	7,150,503	7,150,503	7,150,503	7,150,503	7,150,503	<b>Grade Index (inches)</b>	90.3	97.4	95.9	91.7	83.5	94.0	94.0	94.0	94.0	94.0	94.0	94.0	94.0	94.0	94.0	94.0	94.0	94.0	94.0	94.0	94.0	94.0	94.0	<b>1 3/16 and shorter:</b>	6,259	17,558	56,952	41.2	69,885	7,372	102,216	0.8	0.0	0.0	0.0	0.0	0.0	102,216	102,216	102,216	102,216	102,216	102,216	102,216	102,216	102,216	102,216	7/8.	87,000	103,100	265,998	193																																																																																																																																																																																																																																																																																																																																																																																																																																																																																																				
3-0.0.	3,084	9,730	17,576	12.8	2,293	242	30,869	2.3	0.2	0.6	0.2	0.6	0.2	30,869	30,869	30,869	30,869	30,869	30,869	30,869	30,869	30,869	30,869	30,869																																																																																																																																																																																																																																																																																																																																																																																																																																																																																																																																																																																																																																																																																																																																																																																																																																																																																																																																																																																																																																																																																																																																																																																																																																			
4-0.0.	26,277	131,169	320,686	235.3	105,766	11,272	437,935	33.2	3.0	8.3	3.0	8.3	2.3	437,935	437,935	437,935	437,935	437,935	437,935	437,935	437,935	437,935	437,935																																																																																																																																																																																																																																																																																																																																																																																																																																																																																																																																																																																																																																																																																																																																																																																																																																																																																																																																																																																																																																																																																																																																																																																																																																				
5-0.0.	6,817	72,512	270,250	196.1	120,717	12,811	391,527	29.7	2.7	7.4	2.7	7.4	2.0	391,527	391,527	391,527	391,527	391,527	391,527	391,527	391,527	391,527	391,527																																																																																																																																																																																																																																																																																																																																																																																																																																																																																																																																																																																																																																																																																																																																																																																																																																																																																																																																																																																																																																																																																																																																																																																																																																				
6-0.0.	81	9,118	28,282	20.8	15,118	1,618	43,400	0.3	0.0	0.1	0.0	0.1	0.0	43,400	43,400	43,400	43,400	43,400	43,400	43,400	43,400	43,400	43,400	43,400																																																																																																																																																																																																																																																																																																																																																																																																																																																																																																																																																																																																																																																																																																																																																																																																																																																																																																																																																																																																																																																																																																																																																																																																																																			
7-0.0.	193	903	2,989	2.2	1,518	161	4,407	0.0	0.0	0.0	0.0	0.0	0.0	4,407	4,407	4,407	4,407	4,407	4,407	4,407	4,407	4,407	4,407																																																																																																																																																																																																																																																																																																																																																																																																																																																																																																																																																																																																																																																																																																																																																																																																																																																																																																																																																																																																																																																																																																																																																																																																																																				
Total	30,123	255,097	646,100	472.2	244,842	25,772	777,072	5.9	0.5	1.4	0.5	1.4	0.4	777,072	777,072	777,072	777,072	777,072	777,072	777,072	777,072	777,072	777,072																																																																																																																																																																																																																																																																																																																																																																																																																																																																																																																																																																																																																																																																																																																																																																																																																																																																																																																																																																																																																																																																																																																																																																																																																																				
<b>Tinged:</b>																								3-0.0.	-	11	20	0.0	8	0.8	193	0.0	0.0	0.0	0.0	0.0	0.0	193	193	193	193	193	193	193	193	193	193	4-0.0.	-	23	131	0.1	1,122	118	1,253	0.0	0.0	0.0	0.0	0.0	0.0	1,253	1,253	1,253	1,253	1,253	1,253	1,253	1,253	1,253	1,253	5-0.0.	17	91	246	0.2	3,616	380	4,053	0.0	0.0	0.0	0.0	0.0	0.0	4,053	4,053	4,053	4,053	4,053	4,053	4,053	4,053	4,053	4,053	6-0.0.	1	76	55	0.0	3,108	324	3,432	0.0	0.0	0.0	0.0	0.0	0.0	3,432	3,432	3,432	3,432	3,432	3,432	3,432	3,432	3,432	3,432	7-0.0.	-	9	-	0.0	900	94	994	0.0	0.0	0.0	0.0	0.0	0.0	994	994	994	994	994	994	994	994	994	994	Total	13	118	152	0.1	8,738	916	9,654	0.0	0.0	0.0	0.0	0.0	0.0	9,654	9,654	9,654	9,654	9,654	9,654	9,654	9,654	9,654	9,654	<b>Yellow Stained:</b>																								4-0.0.	-	-	-	-	-	-	-	-	-	-	-	-	-	-	-	-	-	-	-	-	-	-	-	5-0.0.	-	-	-	-	-	-	-	-	-	-	-	-	-	-	-	-	-	-	-	-	-	-	-	6-0.0.	-	-	-	-	-	-	-	-	-	-	-	-	-	-	-	-	-	-	-	-	-	-	-	Total	-	-	-	-	-	-	-	-	-	-	-	-	-	-	-	-	-	-	-	-	-	-	-	<b>Gray:</b>																								3-0.0.	37	459	1,843	1.4	725	76	2,570	0.0	0.0	0.0	0.0	0.0	0.0	2,570	2,570	2,570	2,570	2,570	2,570	2,570	2,570	2,570	2,570	4-0.0.	1,260	4,550	15,162	11.3	13,180	1,380	16,562	0.1	0.0	0.0	0.0	0.0	0.0	16,562	16,562	16,562	16,562	16,562	16,562	16,562	16,562	16,562	16,562	5-0.0.	2,187	4,788	9,072	6.8	18,067	1,872	21,939	0.2	0.0	0.0	0.0	0.0	0.0	21,939	21,939	21,939	21,939	21,939	21,939	21,939	21,939	21,939	21,939	6-0.0.	87	1,713	1,367	1.0	2,862	299	3,661	0.0	0.0	0.0	0.0	0.0	0.0	3,661	3,661	3,661	3,661	3,661	3,661	3,661	3,661	3,661	3,661	Total	3,751	11,015	27,449	20.2	30,334	3,240	36,672	0.3	0.0	0.0	0.0	0.0	0.0	36,672	36,672	36,672	36,672	36,672	36,672	36,672	36,672	36,672	36,672	36,672	<b>Below Grade:</b>																								5-0.0.	54	139	505	0.4	1,308	138	1,845	0.0	0.0	0.0	0.0	0.0	0.0	1,845	1,845	1,845	1,845	1,845	1,845	1,845	1,845	1,845	1,845	Total	2,035,613	3,145,138	4,557,395	3,368.9	2,768,295	291,711	7,150,503	53.9	5.3	14.7	5.3	14.7	4.1	7,150,503	7,150,503	7,150,503	7,150,503	7,150,503	7,150,503	7,150,503	7,150,503	7,150,503	7,150,503	<b>Grade Index (inches)</b>	90.3	97.4	95.9	91.7	83.5	94.0	94.0	94.0	94.0	94.0	94.0	94.0	94.0	94.0	94.0	94.0	94.0	94.0	94.0	94.0	94.0	94.0	94.0	<b>1 3/16 and shorter:</b>	6,259	17,558	56,952	41.2	69,885	7,372	102,216	0.8	0.0	0.0	0.0	0.0	0.0	102,216	102,216	102,216	102,216	102,216	102,216	102,216	102,216	102,216	102,216	7/8.	87,000	103,100	265,998	193																																																																																																																																																																																																																																																																																																																																																																																																																																																																																																																																																																																																																																																																														
3-0.0.	-	11	20	0.0	8	0.8	193	0.0	0.0	0.0	0.0	0.0	0.0	193	193	193	193	193	193	193	193	193	193																																																																																																																																																																																																																																																																																																																																																																																																																																																																																																																																																																																																																																																																																																																																																																																																																																																																																																																																																																																																																																																																																																																																																																																																																																				
4-0.0.	-	23	131	0.1	1,122	118	1,253	0.0	0.0	0.0	0.0	0.0	0.0	1,253	1,253	1,253	1,253	1,253	1,253	1,253	1,253	1,253	1,253																																																																																																																																																																																																																																																																																																																																																																																																																																																																																																																																																																																																																																																																																																																																																																																																																																																																																																																																																																																																																																																																																																																																																																																																																																				
5-0.0.	17	91	246	0.2	3,616	380	4,053	0.0	0.0	0.0	0.0	0.0	0.0	4,053	4,053	4,053	4,053	4,053	4,053	4,053	4,053	4,053	4,053																																																																																																																																																																																																																																																																																																																																																																																																																																																																																																																																																																																																																																																																																																																																																																																																																																																																																																																																																																																																																																																																																																																																																																																																																																				
6-0.0.	1	76	55	0.0	3,108	324	3,432	0.0	0.0	0.0	0.0	0.0	0.0	3,432	3,432	3,432	3,432	3,432	3,432	3,432	3,432	3,432	3,432																																																																																																																																																																																																																																																																																																																																																																																																																																																																																																																																																																																																																																																																																																																																																																																																																																																																																																																																																																																																																																																																																																																																																																																																																																				
7-0.0.	-	9	-	0.0	900	94	994	0.0	0.0	0.0	0.0	0.0	0.0	994	994	994	994	994	994	994	994	994	994																																																																																																																																																																																																																																																																																																																																																																																																																																																																																																																																																																																																																																																																																																																																																																																																																																																																																																																																																																																																																																																																																																																																																																																																																																				
Total	13	118	152	0.1	8,738	916	9,654	0.0	0.0	0.0	0.0	0.0	0.0	9,654	9,654	9,654	9,654	9,654	9,654	9,654	9,654	9,654	9,654																																																																																																																																																																																																																																																																																																																																																																																																																																																																																																																																																																																																																																																																																																																																																																																																																																																																																																																																																																																																																																																																																																																																																																																																																																				
<b>Yellow Stained:</b>																								4-0.0.	-	-	-	-	-	-	-	-	-	-	-	-	-	-	-	-	-	-	-	-	-	-	-	5-0.0.	-	-	-	-	-	-	-	-	-	-	-	-	-	-	-	-	-	-	-	-	-	-	-	6-0.0.	-	-	-	-	-	-	-	-	-	-	-	-	-	-	-	-	-	-	-	-	-	-	-	Total	-	-	-	-	-	-	-	-	-	-	-	-	-	-	-	-	-	-	-	-	-	-	-	<b>Gray:</b>																								3-0.0.	37	459	1,843	1.4	725	76	2,570	0.0	0.0	0.0	0.0	0.0	0.0	2,570	2,570	2,570	2,570	2,570	2,570	2,570	2,570	2,570	2,570	4-0.0.	1,260	4,550	15,162	11.3	13,180	1,380	16,562	0.1	0.0	0.0	0.0	0.0	0.0	16,562	16,562	16,562	16,562	16,562	16,562	16,562	16,562	16,562	16,562	5-0.0.	2,187	4,788	9,072	6.8	18,067	1,872	21,939	0.2	0.0	0.0	0.0	0.0	0.0	21,939	21,939	21,939	21,939	21,939	21,939	21,939	21,939	21,939	21,939	6-0.0.	87	1,713	1,367	1.0	2,862	299	3,661	0.0	0.0	0.0	0.0	0.0	0.0	3,661	3,661	3,661	3,661	3,661	3,661	3,661	3,661	3,661	3,661	Total	3,751	11,015	27,449	20.2	30,334	3,240	36,672	0.3	0.0	0.0	0.0	0.0	0.0	36,672	36,672	36,672	36,672	36,672	36,672	36,672	36,672	36,672	36,672	36,672	<b>Below Grade:</b>																								5-0.0.	54	139	505	0.4	1,308	138	1,845	0.0	0.0	0.0	0.0	0.0	0.0	1,845	1,845	1,845	1,845	1,845	1,845	1,845	1,845	1,845	1,845	Total	2,035,613	3,145,138	4,557,395	3,368.9	2,768,295	291,711	7,150,503	53.9	5.3	14.7	5.3	14.7	4.1	7,150,503	7,150,503	7,150,503	7,150,503	7,150,503	7,150,503	7,150,503	7,150,503	7,150,503	7,150,503	<b>Grade Index (inches)</b>	90.3	97.4	95.9	91.7	83.5	94.0	94.0	94.0	94.0	94.0	94.0	94.0	94.0	94.0	94.0	94.0	94.0	94.0	94.0	94.0	94.0	94.0	94.0	<b>1 3/16 and shorter:</b>	6,259	17,558	56,952	41.2	69,885	7,372	102,216	0.8	0.0	0.0	0.0	0.0	0.0	102,216	102,216	102,216	102,216	102,216	102,216	102,216	102,216	102,216	102,216	7/8.	87,000	103,100	265,998	193																																																																																																																																																																																																																																																																																																																																																																																																																																																																																																																																																																																																																																																																																																																																																																																																																																																						
4-0.0.	-	-	-	-	-	-	-	-	-	-	-	-	-	-	-	-	-	-	-	-	-	-	-																																																																																																																																																																																																																																																																																																																																																																																																																																																																																																																																																																																																																																																																																																																																																																																																																																																																																																																																																																																																																																																																																																																																																																																																																																				
5-0.0.	-	-	-	-	-	-	-	-	-	-	-	-	-	-	-	-	-	-	-	-	-	-	-																																																																																																																																																																																																																																																																																																																																																																																																																																																																																																																																																																																																																																																																																																																																																																																																																																																																																																																																																																																																																																																																																																																																																																																																																																				
6-0.0.	-	-	-	-	-	-	-	-	-	-	-	-	-	-	-	-	-	-	-	-	-	-	-																																																																																																																																																																																																																																																																																																																																																																																																																																																																																																																																																																																																																																																																																																																																																																																																																																																																																																																																																																																																																																																																																																																																																																																																																																				
Total	-	-	-	-	-	-	-	-	-	-	-	-	-	-	-	-	-	-	-	-	-	-	-																																																																																																																																																																																																																																																																																																																																																																																																																																																																																																																																																																																																																																																																																																																																																																																																																																																																																																																																																																																																																																																																																																																																																																																																																																				
<b>Gray:</b>																								3-0.0.	37	459	1,843	1.4	725	76	2,570	0.0	0.0	0.0	0.0	0.0	0.0	2,570	2,570	2,570	2,570	2,570	2,570	2,570	2,570	2,570	2,570	4-0.0.	1,260	4,550	15,162	11.3	13,180	1,380	16,562	0.1	0.0	0.0	0.0	0.0	0.0	16,562	16,562	16,562	16,562	16,562	16,562	16,562	16,562	16,562	16,562	5-0.0.	2,187	4,788	9,072	6.8	18,067	1,872	21,939	0.2	0.0	0.0	0.0	0.0	0.0	21,939	21,939	21,939	21,939	21,939	21,939	21,939	21,939	21,939	21,939	6-0.0.	87	1,713	1,367	1.0	2,862	299	3,661	0.0	0.0	0.0	0.0	0.0	0.0	3,661	3,661	3,661	3,661	3,661	3,661	3,661	3,661	3,661	3,661	Total	3,751	11,015	27,449	20.2	30,334	3,240	36,672	0.3	0.0	0.0	0.0	0.0	0.0	36,672	36,672	36,672	36,672	36,672	36,672	36,672	36,672	36,672	36,672	36,672	<b>Below Grade:</b>																								5-0.0.	54	139	505	0.4	1,308	138	1,845	0.0	0.0	0.0	0.0	0.0	0.0	1,845	1,845	1,845	1,845	1,845	1,845	1,845	1,845	1,845	1,845	Total	2,035,613	3,145,138	4,557,395	3,368.9	2,768,295	291,711	7,150,503	53.9	5.3	14.7	5.3	14.7	4.1	7,150,503	7,150,503	7,150,503	7,150,503	7,150,503	7,150,503	7,150,503	7,150,503	7,150,503	7,150,503	<b>Grade Index (inches)</b>	90.3	97.4	95.9	91.7	83.5	94.0	94.0	94.0	94.0	94.0	94.0	94.0	94.0	94.0	94.0	94.0	94.0	94.0	94.0	94.0	94.0	94.0	94.0	<b>1 3/16 and shorter:</b>	6,259	17,558	56,952	41.2	69,885	7,372	102,216	0.8	0.0	0.0	0.0	0.0	0.0	102,216	102,216	102,216	102,216	102,216	102,216	102,216	102,216	102,216	102,216	7/8.	87,000	103,100	265,998	193																																																																																																																																																																																																																																																																																																																																																																																																																																																																																																																																																																																																																																																																																																																																																																																																																																																																																																																																																																														
3-0.0.	37	459	1,843	1.4	725	76	2,570	0.0	0.0	0.0	0.0	0.0	0.0	2,570	2,570	2,570	2,570	2,570	2,570	2,570	2,570	2,570	2,570																																																																																																																																																																																																																																																																																																																																																																																																																																																																																																																																																																																																																																																																																																																																																																																																																																																																																																																																																																																																																																																																																																																																																																																																																																				
4-0.0.	1,260	4,550	15,162	11.3	13,180	1,380	16,562	0.1	0.0	0.0	0.0	0.0	0.0	16,562	16,562	16,562	16,562	16,562	16,562	16,562	16,562	16,562	16,562																																																																																																																																																																																																																																																																																																																																																																																																																																																																																																																																																																																																																																																																																																																																																																																																																																																																																																																																																																																																																																																																																																																																																																																																																																				
5-0.0.	2,187	4,788	9,072	6.8	18,067	1,872	21,939	0.2	0.0	0.0	0.0	0.0	0.0	21,939	21,939	21,939	21,939	21,939	21,939	21,939	21,939	21,939	21,939																																																																																																																																																																																																																																																																																																																																																																																																																																																																																																																																																																																																																																																																																																																																																																																																																																																																																																																																																																																																																																																																																																																																																																																																																																				
6-0.0.	87	1,713	1,367	1.0	2,862	299	3,661	0.0	0.0	0.0	0.0	0.0	0.0	3,661	3,661	3,661	3,661	3,661	3,661	3,661	3,661	3,661	3,661																																																																																																																																																																																																																																																																																																																																																																																																																																																																																																																																																																																																																																																																																																																																																																																																																																																																																																																																																																																																																																																																																																																																																																																																																																				
Total	3,751	11,015	27,449	20.2	30,334	3,240	36,672	0.3	0.0	0.0	0.0	0.0	0.0	36,672	36,672	36,672	36,672	36,672	36,672	36,672	36,672	36,672	36,672	36,672																																																																																																																																																																																																																																																																																																																																																																																																																																																																																																																																																																																																																																																																																																																																																																																																																																																																																																																																																																																																																																																																																																																																																																																																																																			
<b>Below Grade:</b>																								5-0.0.	54	139	505	0.4	1,308	138	1,845	0.0	0.0	0.0	0.0	0.0	0.0	1,845	1,845	1,845	1,845	1,845	1,845	1,845	1,845	1,845	1,845	Total	2,035,613	3,145,138	4,557,395	3,368.9	2,768,295	291,711	7,150,503	53.9	5.3	14.7	5.3	14.7	4.1	7,150,503	7,150,503	7,150,503	7,150,503	7,150,503	7,150,503	7,150,503	7,150,503	7,150,503	7,150,503	<b>Grade Index (inches)</b>	90.3	97.4	95.9	91.7	83.5	94.0	94.0	94.0	94.0	94.0	94.0	94.0	94.0	94.0	94.0	94.0	94.0	94.0	94.0	94.0	94.0	94.0	94.0	<b>1 3/16 and shorter:</b>	6,259	17,558	56,952	41.2	69,885	7,372	102,216	0.8	0.0	0.0	0.0	0.0	0.0	102,216	102,216	102,216	102,216	102,216	102,216	102,216	102,216	102,216	102,216	7/8.	87,000	103,100	265,998	193																																																																																																																																																																																																																																																																																																																																																																																																																																																																																																																																																																																																																																																																																																																																																																																																																																																																																																																																																																																																																																																																																																																															
5-0.0.	54	139	505	0.4	1,308	138	1,845	0.0	0.0	0.0	0.0	0.0	0.0	1,845	1,845	1,845	1,845	1,845	1,845	1,845	1,845	1,845	1,845																																																																																																																																																																																																																																																																																																																																																																																																																																																																																																																																																																																																																																																																																																																																																																																																																																																																																																																																																																																																																																																																																																																																																																																																																																				
Total	2,035,613	3,145,138	4,557,395	3,368.9	2,768,295	291,711	7,150,503	53.9	5.3	14.7	5.3	14.7	4.1	7,150,503	7,150,503	7,150,503	7,150,503	7,150,503	7,150,503	7,150,503	7,150,503	7,150,503	7,150,503																																																																																																																																																																																																																																																																																																																																																																																																																																																																																																																																																																																																																																																																																																																																																																																																																																																																																																																																																																																																																																																																																																																																																																																																																																				
<b>Grade Index (inches)</b>	90.3	97.4	95.9	91.7	83.5	94.0	94.0	94.0	94.0	94.0	94.0	94.0	94.0	94.0	94.0	94.0	94.0	94.0	94.0	94.0	94.0	94.0	94.0																																																																																																																																																																																																																																																																																																																																																																																																																																																																																																																																																																																																																																																																																																																																																																																																																																																																																																																																																																																																																																																																																																																																																																																																																																				
<b>1 3/16 and shorter:</b>	6,259	17,558	56,952	41.2	69,885	7,372	102,216	0.8	0.0	0.0	0.0	0.0	0.0	102,216	102,216	102,216	102,216	102,216	102,216	102,216	102,216	102,216	102,216																																																																																																																																																																																																																																																																																																																																																																																																																																																																																																																																																																																																																																																																																																																																																																																																																																																																																																																																																																																																																																																																																																																																																																																																																																				
7/8.	87,000	103,100	265,998	193																																																																																																																																																																																																																																																																																																																																																																																																																																																																																																																																																																																																																																																																																																																																																																																																																																																																																																																																																																																																																																																																																																																																																																																																																																																							

Table 4.-- Grade and staple length of American Egyptian cotton ginned in the United States, during specified periods, 1951-52

Grade and staple length	Ginnings					
	Prior to Sept. 1	September	October	November	After Nov. 30	Total Crop
<u>Grade</u>	<u>Bales</u>	<u>Bales</u>	<u>Bales</u>	<u>Bales</u>	<u>Bales</u>	<u>Bales</u>
1. . . . .	-	71	5,669	5,762	412	11,914
1-1/2. . . . .	-	115	2,196	5,193	2,735	10,239
2. . . . .	-	123	993	2,492	3,922	7,530
2-1/2. . . . .	-	315	761	958	3,715	5,749
3. . . . .	-	304	553	444	3,400	4,701
3-1/2. . . . .	-	77	164	202	2,238	2,681
4. . . . .	-	35	58	116	1,592	1,801
4-1/2. . . . .	-	11	5	20	586	622
5 and lower. . . . .	-	4	3	3	802	812
All grades 1/	-	1,055	10,402	15,190	19,402	46,049
<u>Staple length</u> (inches)						
1-9/32 and shorter . . . . .	-	-	-	2	1,240	1,242
1-5/16 and 1-11/32 . . . . .	-	-	-	-	-	-
1-3/8 and 1-13/32 . . . . .	-	5	-	18	926	949
1-7/16 and 1-15/32 . . . . .	-	300	1,113	1,514	7,902	10,829
1-1/2 and 1-17/32 . . . . .	-	748	9,106	13,543	9,290	32,687
1-9/16 and longer . . . . .	-	2	183	113	44	342
All lengths 1/	-	1,055	10,402	15,190	19,402	46,049
<u>Grade</u>	<u>Percent</u>	<u>Percent</u>	<u>Percent</u>	<u>Percent</u>	<u>Percent</u>	<u>Percent</u>
1. . . . .	-	6.7	54.5	38.0	2.1	25.8
1-1/2. . . . .	-	10.9	21.1	34.2	14.1	22.2
2. . . . .	-	11.7	9.5	16.4	20.4	16.4
2-1/2. . . . .	-	29.9	7.3	6.3	19.1	12.5
3. . . . .	-	28.8	5.3	2.9	17.5	10.2
3-1/2. . . . .	-	7.3	1.6	1.3	11.5	5.8
4. . . . .	-	3.3	.6	.8	8.2	3.9
4-1/2. . . . .	-	1.0	.1	.1	3.0	1.4
5 and lower. . . . .	-	.4	*	*	4.1	1.8
All grades	-	100.0	100.0	100.0	100.0	100.0
<u>Staple length</u> (inches)						
1-9/32 and shorter . . . . .	-	-	-	*	6.4	2.7
1-5/16 and 1-11/32 . . . . .	-	-	-	-	-	-
1-3/8 and 1-13/32 . . . . .	-	.5	-	.1	4.8	2.1
1-7/16 and 1-15/32 . . . . .	-	28.4	10.7	10.0	40.7	23.5
1-1/2 and 1-17/32 . . . . .	-	70.9	87.5	89.2	47.9	71.0
1-9/16 and longer . . . . .	-	.2	1.8	.7	.2	.7
All lengths	-	100.0	100.0	100.0	100.0	100.0

1/ As reported by the Bureau of the Census, running bales.

\* Less than 0.05 percent.





Table 6.—Staple length of upland cotton ginned in the United States, by States, crops of 1949-51

State	Year	13/16		7/8		29/32		15/16		31/32		1		1-1/32		1-1/8		1-1/4		1-1/2		1-3/4		2		All staples longer				
		Bales	inches	Bales	inches	Bales	inches	Bales	inches	Bales	inches	Bales	inches	Bales	inches	Bales	inches	Bales	inches	Bales	inches	Bales	inches	Bales	inches	Bales	inches	Bales	inches	
Alabama	1949	95	601	743	5,558	10,732	11,308	43,179	257,138	21,251	2,679	778	1,661	852,903																
	1950	13	252	2,414	1,010	89,330	251,826	231,826	70,899	3,102	839	3,102	3,102	576,800																
	1951	261	3,275	26,277	85,695	364,033	280,172	31,286	3,722	903	1,086			912,976																
Arizona	1949	1,420	5,933	7,688	369,166	72,582	18,582	21,777	71,717	855	1,473	118	93	537,723																
	1950	2,260	2,260	1,216	18,015	18,015	21,777	21,777	21,777	21,777	21,777	21,777	21,777	433,054																
	1951	300	4,954	12,238	18,007	82,772	307,047	299,076	45,226	9,257	661	110	1	779,153																
Arkansas	1949	1,530	8,969	60,031	263,550	171,713	539,355	168,707	16,151	3,260	2,209	762	1,721	1,697,608																
	1950	1,700	2,706	31,238	126,483	331,523	1,658,316	1,891,729	2,344	1				1,070,023																
	1951	1,100	7,319	5,189	21,608	21,075	121,143	877,270	540,015	89,287	5,269	212	661	1,204,953																
California	1949	175	679	8	3,769	37,788	172,581	704,180	297,039	6,754	206	6		1,280,181																
	1950	52	1,075	5	5,733	18,585	70,296	163,355	530,054	1,891,729	2,344	1		981,225																
	1951	57	799	1	9,453	26,916	91,275	423,156	1,045,606	163,265	2,767			1,764,325																
Florida	1949	-	-	12	36	181	3,976	3,524	4,701	153	18			9,312																
	1950	-	-	5	570	753	3,668	2,063	4,701	909	37			6,087																
	1951	-	-	87	753	3,668	6,966	3,911	175	6				16,236																
Georgia	1949	76	613	6,287	19,032	163,637	335,275	85,227	6,287	1395				612,830																
	1950	354	1,577	2,582	19,032	163,637	335,275	85,227	6,287	1395				889,866																
	1951	2,179	3,444	2,268	26,864	333,591	361,170	158,295	11,226	1,290				921,716																
Louisiana	1949	198	785	380	1,673	1,982	20,160	167,853	317,444	109,757	11,612	104	152	633,616																
	1950	7	377	136	808	353	64,202	204,151	81,093	6,292	219	6	52	1,231,763																
	1951	69	637	370	2,020	1,723	29,545	197,100	485,356	89,298	7,650	20	11	769,226																
Mississippi	1949	-	223	226	711	793	16,859	182,773	679,470	676,955	81,773	15,021	1,522	1,660,062																
	1950	-	8	239	394	1,486	1,486	178,106	689,256	391,256	65,225	11,581	1,797	1,305,123																
	1951	38	488	762	6,744	13,399	83,320	386,038	781,691	263,373	83,350	1,115	1,880	1,588,878																
Missouri	1949	128	2,660	295	14,833	3,512	29,594	106,722	264,878	55,770	1,136	32	64	177,780																
	1950	9	1,225	359	33,647	16,452	33,058	41,865	131,657	25,085	1,132	69	32	264,599																
	1951	-	1,257	486	26,817	11,760	30,527	48,121	133,151	67,086	1,262	152	25	321,681																
New Mexico	1949	5,548	16,424	3,687	21,261	1,805	9,504	9,829	20,330	84,163	74,385	6,608	1,572	263,606																
	1950	3,719	9,393	1,777	10,251	1,805	9,504	9,829	20,330	84,163	74,385	6,608	1,572	172,800																
	1951	11,997	27,273	1,233	26,324	3,338	17,568	15,766	31,787	42,100	44,316	8,713	1,553	260,090																
North Carolina	1949	36	623	250	3,758	11,104	77,513	288,798	92,513	12,206	2,626	785	810	181,370																
	1950	-	7	194	1,161	3,155	37,671	106,289	40,907	2,657	250	172	138	191,993																
	1951	-	283	120	1,650	2,295	47,123	307,466	172,470	21,211	4,598	692	206	560,126																
Oklahoma	1949	44,403	135,270	100,667	156,179	76,813	54,349	14,413	3,011	137	23			587,571																
	1950	5,216	56,775	45,164	53,310	36,533	29,676	6,464	4,664	1,626	269			239,690																
	1951	68,219	150,913	74,393	103,517	30,672	21,121	5,997	2,076	135				1,571,186																
South Carolina	1949	-	3,674	979	19,998	30,648	186,272	234,127	74,669	6,488	2,965	2,179	1,859	565,666																
	1950	-	20	19	2,130	72,066	191,029	113,008	26,411	5,666	634	283	250	1,070,970																
	1951	-	-	-	698	2,698	144,466	591,822	180,813	4,213	2,076	853	1,647	871,644																
Tennessee	1949	370	4,899	5,564	20,985	17,382	63,034	169,488	303,630	38,017	828	30	21	622,198																
	1950	697	5,003	10,115	9,280	19,529	208,487	208,487	208,487	208,487	208,487	208,487	208,487	404,111																
	1951	4,016	4,359	3,929	16,241	17,115	274,921	274,921	274,921	274,921	274,921	274,921	274,921	565,383																
Texas	1949	560,257	1,277,004	954,798	1,199,520	627,863	1,46,972	390,437	260,717	74,074	60,599	15,678	23,331	5,858,018																
	1950	164,595	546,559	375,854	469,317	367,567	290,118	215,688	250,554	63,250	31,299	21,668	20,079	2,857,623																
	1951	202,372	854,146	937,090	808,337	270,978	173,435	233,008	347,666	74,107	43,139	47,955	37,007	4,031,687																
Virginia	1949	-	-	-	31	39	745	12,252	4,320	342	11		17,727																	
	1950	-	-	-	10	1,252	2,383	217	217	945			404,111																	
	1951	-	-	-	-	208	6,868	2,404	2,404	1,268	864	29		12,062																
All other 2/	1949	-	-	39	60	108	1,172	2,722	6,200	1,111	-	9		11,754																
	1950	-	-	27	664	62	1,172	1,172	1,630	1,111	-	-		5,680																
	1951	-	-	2	861	5	835	835	3,095	516	53																			

Table 5.—Staple length of upland cotton ginned in the United States, by States, crops of 1949-51 — Continued

State	Year	13/16 inch and shorter 1/2"		7/8 inch		29/32 inch		15/16 inch		31/32 inch		1		1-1/32 inches		1-1/16 inches		1-1/8 inches		1-1/4 inches		1-1/2 inches		1-3/4 inches and longer		All staple lengths Percent
		Percent	13/16 inch and shorter 1/2"	Percent	7/8 inch	Percent	29/32 inch	Percent	15/16 inch	Percent	31/32 inch	Percent	1	Percent	1-1/32 inches	Percent	1-1/16 inches	Percent	1-1/8 inches	Percent	1-1/4 inches	Percent	1-1/2 inches	Percent	1-3/4 inches and longer	
Alabama	1949	•	0.1	•	0.1	•	0.1	•	0.7	1.3	13.8	84.5	50.8	30.2	2.5	0.3	•	0.1	•	0.3	•	0.1	•	0.1	•	100.0
	1950	•	•	•	•	•	•	•	•	•	•	•	•	•	•	•	•	•	•	•	•	•	•	•	100.0	
	1951	•	•	•	•	•	•	•	•	•	•	•	•	•	•	•	•	•	•	•	•	•	•	•	•	100.0
Arizona	1949	0.3	1.1	•	1.6	16.6	63.8	13.3	3.3	3.3	3.3	3.3	3.3	3.3	3.3	3.3	3.3	3.3	3.3	3.3	3.3	3.3	3.3	3.3	•	100.0
	1950	•	•	•	•	•	•	•	•	•	•	•	•	•	•	•	•	•	•	•	•	•	•	•	•	100.0
	1951	•	•	•	•	•	•	•	•	•	•	•	•	•	•	•	•	•	•	•	•	•	•	•	•	100.0
Arkansas	1949	•	•	•	•	•	•	•	•	•	•	•	•	•	•	•	•	•	•	•	•	•	•	•	•	100.0
	1950	•	•	•	•	•	•	•	•	•	•	•	•	•	•	•	•	•	•	•	•	•	•	•	•	100.0
	1951	•	•	•	•	•	•	•	•	•	•	•	•	•	•	•	•	•	•	•	•	•	•	•	•	100.0
California	1949	•	•	•	•	•	•	•	•	•	•	•	•	•	•	•	•	•	•	•	•	•	•	•	•	100.0
	1950	•	•	•	•	•	•	•	•	•	•	•	•	•	•	•	•	•	•	•	•	•	•	•	•	100.0
	1951	•	•	•	•	•	•	•	•	•	•	•	•	•	•	•	•	•	•	•	•	•	•	•	•	100.0
Florida	1949	•	•	•	•	•	•	•	•	•	•	•	•	•	•	•	•	•	•	•	•	•	•	•	•	100.0
	1950	•	•	•	•	•	•	•	•	•	•	•	•	•	•	•	•	•	•	•	•	•	•	•	•	100.0
	1951	•	•	•	•	•	•	•	•	•	•	•	•	•	•	•	•	•	•	•	•	•	•	•	•	100.0
Georgia	1949	•	•	•	•	•	•	•	•	•	•	•	•	•	•	•	•	•	•	•	•	•	•	•	•	100.0
	1950	•	•	•	•	•	•	•	•	•	•	•	•	•	•	•	•	•	•	•	•	•	•	•	•	100.0
	1951	•	•	•	•	•	•	•	•	•	•	•	•	•	•	•	•	•	•	•	•	•	•	•	•	100.0
Louisiana	1949	•	•	•	•	•	•	•	•	•	•	•	•	•	•	•	•	•	•	•	•	•	•	•	•	100.0
	1950	•	•	•	•	•	•	•	•	•	•	•	•	•	•	•	•	•	•	•	•	•	•	•	•	100.0
	1951	•	•	•	•	•	•	•	•	•	•	•	•	•	•	•	•	•	•	•	•	•	•	•	•	100.0
Massachusetts	1949	•	•	•	•	•	•	•	•	•	•	•	•	•	•	•	•	•	•	•	•	•	•	•	•	100.0
	1950	•	•	•	•	•	•	•	•	•	•	•	•	•	•	•	•	•	•	•	•	•	•	•	•	100.0
	1951	•	•	•	•	•	•	•	•	•	•	•	•	•	•	•	•	•	•	•	•	•	•	•	•	100.0
Missouri	1949	•	•	•	•	•	•	•	•	•	•	•	•	•	•	•	•	•	•	•	•	•	•	•	•	100.0
	1950	•	•	•	•	•	•	•	•	•	•	•	•	•	•	•	•	•	•	•	•	•	•	•	•	100.0
	1951	•	•	•	•	•	•	•	•	•	•	•	•	•	•	•	•	•	•	•	•	•	•	•	•	100.0
New Mexico	1949	2.1	7.0	1.8	6.1	3.6	3.7	3.7	3.6	3.6	3.6	3.6	3.6	3.6	3.6	3.6	3.6	3.6	3.6	3.6	3.6	3.6	3.6	3.6	•	100.0
	1950	2.2	5.4	•	5.9	1.1	4.0	6.4	14.3	26.7	28.2	28.2	28.2	28.2	28.2	28.2	28.2	28.2	28.2	28.2	28.2	28.2	28.2	28.2	•	100.0
	1951	4.5	10.5	•	10.1	1.3	6.8	6.4	12.6	16.1	17.0	17.0	17.0	17.0	17.0	17.0	17.0	17.0	17.0	17.0	17.0	17.0	17.0	17.0	•	100.0
North Carolina	1949	•	•	•	•	•	•	•	•	•	•	•	•	•	•	•	•	•	•	•	•	•	•	•	•	100.0
	1950	•	•	•	•	•	•	•	•	•	•	•	•	•	•	•	•	•	•	•	•	•	•	•	•	100.0
	1951	•	•	•	•	•	•	•	•	•	•	•	•	•	•	•	•	•	•	•	•	•	•	•	•	100.0
Oklahoma	1949	1.6	23.0	17.1	27.0	13.1	9.2	2.5	2.5	2.5	2.5	2.5	2.5	2.5	2.5	2.5	2.5	2.5	2.5	2.5	2.5	2.5	2.5	2.5	•	100.0
	1950	2.0	21.9	18.6	28.2	15.2	12.4	1.2	1.2	1.2	1.2	1.2	1.2	1.2	1.2	1.2	1.2	1.2	1.2	1.2	1.2	1.2	1.2	1.2	•	100.0
	1951	3.1	33.1	16.3	22.6	6.7	4.6	1.3	1.3	1.3	1.3	1.3	1.3	1.3	1.3	1.3	1.3	1.3	1.3	1.3	1.3	1.3	1.3	1.3	•	100.0
South Carolina	1949	•	•	•	•	•	•	•	•	•	•	•	•	•	•	•	•	•	•	•	•	•	•	•	•	100.0
	1950	•	•	•	•	•	•	•	•	•	•	•	•	•	•	•	•	•	•	•	•	•	•	•	•	100.0
	1951	•	•	•	•	•	•	•	•	•	•	•	•	•	•	•	•	•	•	•	•	•	•	•	•	100.0
Tennessee	1949	•	•	•	•	•	•	•	•	•	•	•	•	•	•	•	•	•	•	•	•	•	•	•	•	100.0
	1950	•	•	•	•	•	•	•	•	•	•	•	•	•	•	•	•	•	•	•	•	•	•	•	•	100.0
	1951	•	•	•	•	•	•	•	•	•	•	•	•	•	•	•	•	•	•	•	•	•	•	•	•	100.0
Texas	1949	4.6	20.9	16.3	20.3	10.7	8.0	6.7	6.7	6.7	6.7	6.7	6.7	6.7	6.7	6.7	6.7	6.7	6.7	6.7	6.7	6.7	6.7	6.7	•	100.0
	1950	5.7	19.7	13.7	16.2	12.9	10.2	7.5	8.8	2.2	1.1	1.1	1.1	1.1	1.1	1.1	1.1	1.1	1.1	1.1	1.1	1.1	1.1	1.1	•	100.0
	1951	5.1	21.1	23.1	20.0	6.7	4.3	5.8	6.8	1.9	1.1	1.1	1.1	1.1	1.1	1.1	1.1	1.1	1.1	1.1	1.1	1.1	1.1	1.1	•	100.0
Virginia	1949	•	•	•	•	•	•	•	•	•	•	•	•	•	•	•	•	•	•	•	•	•	•	•	•	100.0
	1950	•	•	•	•	•	•	•	•	•	•	•	•	•	•	•	•	•	•	•	•	•	•	•	•	100.0
	1951	•	•	•	•	•	•	•	•	•	•	•	•	•	•	•	•	•	•	•	•	•	•	•	•	100.0
All other 1/2	1949	•	•	•	•	•	•	•	•	•	•	•	•	•	•	•	•	•	•	•	•	•	•	•	•	100.0
	1950	•	•	•	•	•	•	•	•	•	•	•	•	•	•	•	•	•	•	•	•	•	•	•	•	100.0
	1951	•	•	•	•	•	•	•	•	•	•	•	•	•	•	•	•	•	•	•	•	•	•	•	•	100.0
All States	1949	3.9	8.9	6.8	9.5	10.1	21.0	23.3	8.5	1.7	•	•	•	•	•	•	•	•	•	•	•	•	•	•	•	100.0
	1950	1.8	6.5	1.3	6.2	9.2	21.3	32.1	3.2	1.6	•	•	•	•	•	•	•	•	•	•	•	•	•	•	•	100.0
	1951	1.9	7.0	6.8	7.3	3.5	9.5	25.5	6.2	1.1	•	•	•	•	•	•	•	•	•	•	•	•	•	•	•	100.0

1/2 Includes all bales for which no specific length is assumed because of character defects.

1/2 As reported by the Bureau of the Census, rounding bales, liners excluded.

1/2 Includes Illinois and Kentucky.

• Less than 0.05 percent.

Table 7.-- Grade index and average staple length of upland cotton ginned in the United States, by States, crops of 1946-51

State	Grade index 1/					Average staple length 2/						
	1946	1947	1948	1949	1950	1951	1946	1947	1948	1949	1950	1951
Alabama . . . . .	96.1	98.7	95.4	95.7	95.9	96.2	32.4	32.1	32.2	33.2	33.5	32.9
Arizona . . . . .	92.1	93.9	97.9	95.9	99.6	92.9	32.6	32.2	32.9	32.9	33.3	33.3
Arkansas . . . . .	93.0	96.3	93.4	91.4	92.7	93.2	33.3	32.3	33.1	33.2	33.5	33.4
California . . . . .	97.3	101.2	99.0	96.5	93.3	93.1	33.5	33.7	33.4	34.0	33.8	33.7
Florida . . . . .	97.6	96.1	95.4	93.2	97.2	96.5	32.8	32.5	33.0	33.3	33.8	32.8
Georgia . . . . .	95.5	96.3	95.3	94.0	96.0	95.6	32.2	32.3	32.5	32.8	33.2	32.5
Louisiana . . . . .	95.8	98.7	98.3	95.3	97.4	95.2	33.4	33.1	33.5	33.8	34.0	33.8
Mississippi . . . . .	96.6	98.6	95.4	96.0	95.1	96.9	34.2	33.3	34.0	34.3	34.3	33.8
Missouri . . . . .	89.5	93.1	90.8	91.4	89.4	90.3	33.4	33.3	33.6	33.6	33.0	33.4
New Mexico . . . . .	98.3	98.9	100.0	95.1	97.5	95.1	34.5	34.2	35.0	34.0	34.2	33.3
North Carolina . . . . .	93.2	89.3	92.4	92.0	94.2	93.7	33.2	32.3	33.1	33.0	33.0	33.3
Oklahoma . . . . .	90.3	93.9	95.4	93.1	93.3	91.2	29.3	28.7	29.1	29.5	29.9	28.8
South Carolina . . . . .	94.9	94.5	93.5	92.1	93.7	94.4	33.1	32.9	33.1	32.7	33.3	33.0
Tennessee . . . . .	94.0	96.7	94.7	94.8	93.6	94.3	32.9	32.7	32.5	33.3	33.2	33.3
Texas . . . . .	94.6	97.0	97.6	93.8	95.0	93.1	30.5	29.5	29.8	30.0	30.5	30.2
Virginia . . . . .	93.8	91.1	92.4	91.1	92.2	92.9	32.6	32.7	33.4	33.2	32.7	33.7
All other 3/ . . . . .	87.3	91.3	88.8	91.8	88.6	88.7	32.7	32.6	33.3	33.5	33.0	33.3
United States . . . . .	94.5	96.9	95.7	94.2	94.7	94.0	32.6	31.7	32.4	32.0	32.6	32.4

1/ Computed by weighting the quantity in each grade by the 1937-39 average price per pound for such grade of 15/16 inch staple. Converted to an index with Middling White equaling 100.

2/ Averages calculated on numerical equivalents of the staple-length designations (for example, 29/32" = 29).

3/ Includes Illinois and Kentucky.



Table 8.—Preparation of upland cotton ginned in the United States, during specified periods, by States, 1951-52

Ginning period	Shorter than 1-1/8 inches				1-1/8 inches and longer				All lengths			
	Normal	Rough	Gin out	Total	B	C	Gin out	Total	Normal and B	Rough and C	Gin out	Total 1/
	Bales	Bales	Bales	Bales	Bales	Bales	Bales	Bales	Bales	Bales	Bales	Bales
<b>ALABAMA</b>												
Prior to Sept. 1 . . . .	174,301	2,198	33	176,532	10	-	-	10	174,311	2,198	33	176,542
During September . . . .	341,180	5,959	148	347,287	2,739	608	27	3,374	343,919	6,587	175	350,681
During October . . . . .	301,542	3,444	25	305,011	2,507	60	-	2,567	304,049	3,504	25	307,578
During November . . . . .	59,707	308	-	60,015	211	32	-	243	59,918	340	-	60,258
After Nov. 30 . . . . .	17,672	195	-	17,867	-	-	-	-	17,672	195	-	17,867
All periods . . . . .	894,402	12,104	206	906,712	5,467	720	27	6,214	899,869	12,824	233	912,926
<b>ARIZONA</b>												
Prior to Sept. 1 . . . .	3,399	151	3	3,553	8	-	-	8	3,407	151	3	3,561
During September . . . .	47,877	1,173	11	49,061	767	-	-	767	48,604	1,173	11	49,788
During October . . . . .	125,998	3,188	11	129,197	2,477	5	-	2,482	128,075	3,193	11	131,279
During November . . . . .	179,685	3,029	42	182,756	4,523	80	4	4,607	184,208	3,109	46	187,363
After Nov. 30 . . . . .	402,610	3,123	35	405,768	1,993	1	-	1,994	404,603	3,124	35	407,762
All periods . . . . .	759,129	10,664	102	769,895	9,768	86	4	9,858	768,897	10,750	106	779,753
<b>ARKANSAS</b>												
Prior to Sept. 1 . . . .	5,071	86	-	5,157	-	-	-	-	5,071	86	-	5,157
During September . . . .	293,237	5,880	138	299,255	1,907	30	-	1,937	295,144	5,910	138	301,192
During October . . . . .	518,703	7,119	64	525,886	4,105	187	-	4,292	522,808	7,306	64	530,178
During November . . . . .	209,994	3,119	42	213,155	458	33	-	491	210,452	3,152	42	213,646
After Nov. 30 . . . . .	191,596	2,819	158	194,573	207	-	-	207	191,803	2,819	158	194,780
All periods . . . . .	1,218,601	19,023	402	1,238,026	6,677	250	-	6,927	1,225,278	19,273	402	1,244,953
<b>CALIFORNIA</b>												
Prior to Sept. 1 . . . .	453	7	-	460	-	-	-	-	453	7	-	460
During September . . . .	90,322	221	3	90,546	280	14	-	294	90,622	235	3	90,860
During October . . . . .	564,820	619	14	565,453	1,336	-	-	1,336	564,156	619	14	564,789
During November . . . . .	623,422	499	8	623,929	975	1	-	976	624,397	500	8	624,905
After Nov. 30 . . . . .	479,779	1,246	126	481,151	172	8	-	180	479,951	1,254	126	481,331
All periods . . . . .	1,758,796	2,592	151	1,761,539	2,763	23	-	2,786	1,761,559	2,615	151	1,764,325
<b>FLORIDA</b>												
Prior to Sept. 1 . . . .	7,949	1,157	46	9,152	6	-	-	6	7,955	1,157	46	9,158
During September . . . .	6,395	126	-	6,521	-	-	-	-	6,395	126	-	6,521
During October . . . . .	2,061	6	-	2,067	-	-	-	-	2,061	6	-	2,067
During November . . . . .	242	6	-	248	-	-	-	-	242	6	-	248
After Nov. 30 . . . . .	242	-	-	242	-	-	-	-	242	-	-	242
All periods . . . . .	16,889	1,295	46	18,230	6	-	-	6	16,895	1,295	46	18,236
<b>GEORGIA</b>												
Prior to Sept. 1 . . . .	212,108	5,943	272	218,323	6	-	-	6	212,114	5,943	272	218,329
During September . . . .	352,928	10,137	183	363,248	1,329	48	-	1,377	354,257	10,185	183	364,625
During October . . . . .	247,918	5,451	97	253,466	43	13	-	56	247,961	5,464	97	253,522
During November . . . . .	57,607	1,870	105	59,582	-	-	-	-	57,607	1,870	105	59,582
After Nov. 30 . . . . .	25,049	609	-	25,658	-	-	-	-	25,049	609	-	25,658
All periods . . . . .	895,610	24,010	657	920,277	1,378	61	-	1,439	896,968	24,071	657	921,716
<b>ILLINOIS</b>												
Prior to Sept. 1 . . . .	-	-	-	-	-	-	-	-	-	-	-	-
During September . . . .	28	-	-	28	-	-	-	-	28	-	-	28
During October . . . . .	323	-	-	323	-	-	-	-	323	-	-	323
During November . . . . .	202	-	-	202	-	-	-	-	202	-	-	202
After Nov. 30 . . . . .	427	-	-	427	-	-	-	-	427	-	-	427
All periods . . . . .	980	-	-	980	-	-	-	-	980	-	-	980
<b>KENTUCKY</b>												
Prior to Sept. 1 . . . .	-	-	-	-	-	-	-	-	-	-	-	-
During September . . . .	358	-	-	358	-	-	-	-	358	-	-	358
During October . . . . .	1,950	26	-	1,976	-	-	-	-	1,950	26	-	1,976
During November . . . . .	796	-	-	796	59	-	-	59	855	-	-	855
After Nov. 30 . . . . .	1,446	21	-	1,467	-	-	-	-	1,446	21	-	1,467
All periods . . . . .	4,550	47	-	4,597	59	-	-	59	4,609	47	-	4,656
<b>LOUISIANA</b>												
Prior to Sept. 1 . . . .	161,906	7,624	285	169,815	934	63	-	1,006	162,840	7,697	294	170,831
During September . . . .	254,982	3,951	93	259,026	5,376	173	49	5,598	260,358	4,124	142	264,624
During October . . . . .	232,090	403	-	232,493	1,685	-	-	1,685	233,775	403	-	234,178
During November . . . . .	66,012	73	-	66,085	79	-	-	79	66,091	73	-	66,164
After Nov. 30 . . . . .	13,429	-	-	13,429	-	-	-	-	13,429	-	-	13,429
All periods . . . . .	728,419	12,061	378	740,858	8,074	236	58	8,368	736,493	12,297	436	749,226

Table 2.—Preparation of upland cotton ginned in the United States, during specified periods, by State, 1951-52 - Continued

Ginning period	Shorter than 1-1/8 inches				1-1/8 inches and longer				All lengths			
	Normal	Rough	Gin out	Total	B	C	Gin out	Total	Normal and B	Rough and C	Gin out	Total 1/
	Bales	Bales	Bales	Bales	Bales	Bales	Bales	Bales	Bales	Bales	Bales	Bales
<b>MISSISSIPPI</b>												
Prior to Sept. 1 . . .	137,996	2,743	9	140,748	6,971	26	-	6,997	144,967	2,769	9	147,745
During September . . .	586,164	5,643	221	592,028	36,227	503	-	36,730	632,291	6,146	221	638,758
During October . . .	984,938	2,369	30	987,337	7,171	19	-	7,190	602,109	2,388	30	604,527
During November . . .	151,071	170	11	151,252	1,548	-	-	1,548	152,619	170	11	152,800
After Nov. 30 . . .	54,778	10	-	54,788	256	-	-	256	55,034	10	-	55,044
All periods . . .	1,524,947	10,935	271	1,536,153	52,173	548	-	52,721	1,577,120	11,483	271	1,588,874
<b>MISSOURI</b>												
Prior to Sept. 1 . . .	-	-	-	-	-	-	-	-	-	-	-	-
During September . . .	63,862	204	-	64,066	12	-	-	12	63,874	204	-	64,078
During October . . .	131,081	140	-	131,221	1,177	-	-	1,177	132,258	140	-	132,398
During November . . .	55,293	37	-	55,330	277	-	-	277	55,570	37	-	55,607
After Nov. 30 . . .	69,556	42	-	69,598	-	-	-	-	69,556	42	-	69,598
All periods . . .	319,792	423	-	320,215	1,466	-	-	1,466	321,258	423	-	321,681
<b>NEW MEXICO</b>												
Prior to Sept. 1 . . .	-	-	-	-	-	-	-	-	-	-	-	-
During September . . .	13,139	10	-	13,149	4,867	33	-	4,900	18,006	43	-	18,049
During October . . .	47,715	153	14	47,882	43,977	238	4	44,219	91,692	391	18	92,101
During November . . .	66,805	151	13	66,969	29,380	127	5	29,512	90,185	278	18	90,481
After Nov. 30 . . .	37,439	49	3	37,491	2,208	-	-	2,208	39,407	49	3	39,459
All periods . . .	178,858	363	30	179,251	80,432	398	9	80,839	239,290	761	39	240,090
<b>NORTH CAROLINA</b>												
Prior to Sept. 1 . . .	-	-	-	-	-	-	-	-	-	-	-	-
During September . . .	169,717	2,983	157	172,857	5,566	166	8	5,740	175,283	3,149	165	178,597
During October . . .	234,432	2,304	46	236,742	1,813	63	-	1,876	236,305	2,267	46	238,618
During November . . .	50,436	236	19	50,731	74	-	-	74	50,370	236	19	50,625
After Nov. 30 . . .	50,030	45	-	50,075	11	-	-	11	50,041	45	-	50,086
All periods . . .	546,735	5,468	222	552,425	7,464	229	8	7,701	554,199	5,697	230	560,126
<b>OHIO</b>												
Prior to Sept. 1 . . .	-	-	-	-	-	-	-	-	-	-	-	-
During September . . .	54,134	481	-	54,615	117	-	-	117	54,251	481	-	54,732
During October . . .	167,819	1,545	10	169,374	10	-	-	10	167,829	1,545	10	169,384
During November . . .	132,285	567	18	132,870	16	-	-	16	132,301	567	18	132,886
After Nov. 30 . . .	99,555	587	42	100,184	-	-	-	-	99,555	587	42	100,184
All periods . . .	453,793	3,180	70	457,043	143	-	-	143	453,936	3,180	70	457,186
<b>SOUTH CAROLINA</b>												
Prior to Sept. 1 . . .	117,352	6,145	102	123,599	181	-	-	181	117,533	6,145	102	123,780
During September . . .	342,734	7,607	52	350,393	2,857	23	-	2,880	345,591	7,630	52	353,273
During October . . .	264,331	3,122	32	267,485	2,439	11	-	2,450	266,770	3,133	32	269,935
During November . . .	83,251	234	-	83,785	683	-	-	683	84,234	234	-	84,468
After Nov. 30 . . .	40,040	16	-	40,056	132	-	-	132	40,172	16	-	40,188
All periods . . .	848,008	17,124	186	865,318	6,292	34	-	6,326	854,300	17,158	186	871,644
<b>TENNESSEE</b>												
Prior to Sept. 1 . . .	-	-	-	-	-	-	-	-	-	-	-	-
During September . . .	109,381	4,397	247	114,025	266	-	-	266	109,647	4,397	247	114,291
During October . . .	245,599	3,815	92	249,506	1,021	40	-	1,041	246,600	3,855	92	250,547
During November . . .	92,246	238	9	92,493	139	-	-	139	92,385	238	9	92,632
After Nov. 30 . . .	67,774	-	-	67,774	139	-	-	139	67,913	-	-	67,913
All periods . . .	515,000	8,450	348	523,798	1,545	40	-	1,585	516,545	8,490	348	525,383
<b>TEXAS</b>												
Prior to Sept. 1 . . .	1,120,571	2,415	60	1,123,046	36,868	156	-	37,004	1,157,419	2,571	60	1,160,050
During September . . .	577,501	744	-	578,245	24,149	570	-	24,719	601,650	1,314	-	602,964
During October . . .	714,464	1,389	11	715,864	48,373	1,798	1	50,172	762,837	3,187	12	766,036
During November . . .	826,345	1,669	48	828,062	21,739	604	1	22,344	848,084	2,273	49	850,406
After Nov. 30 . . .	649,262	1,070	27	650,359	1,252	20	-	1,272	650,514	1,090	27	652,231
All periods . . .	3,888,143	7,887	146	3,896,176	132,361	3,148	2	135,511	4,020,504	11,035	148	4,031,687
<b>VIRGINIA</b>												
Prior to Sept. 1 . . .	-	-	-	-	882	-	-	-	-	-	-	-
During September . . .	441	441	-	882	677	176	-	853	1,118	617	-	1,735
During October . . .	4,804	859	246	5,909	40	-	-	40	4,844	859	246	5,949
During November . . .	3,005	62	-	3,067	-	-	-	-	3,005	62	-	3,067
After Nov. 30 . . .	1,310	-	-	1,310	-	-	-	-	1,310	-	-	1,310
All periods . . .	9,560	1,362	246	11,168	717	176	-	893	10,277	1,538	246	12,061
<b>UNITED STATES</b>												
Prior to Sept. 1 . . .	1,941,106	28,479	810	1,970,395	44,964	245	9	45,218	1,986,070	28,724	819	2,015,613
During September . . .	3,304,340	49,977	1,253	3,355,570	87,136	2,364	84	89,584	3,391,476	52,321	1,337	3,445,134
During October . . .	4,620,248	35,852	692	4,656,792	118,154	2,434	5	120,593	4,518,402	38,286	697	4,557,385
During November . . .	2,694,764	12,268	315	2,707,347	60,161	877	10	61,048	2,754,925	13,145	325	2,768,395
After Nov. 30 . . .	2,221,754	10,432	392	2,232,577	6,370	29	-	6,399	2,228,124	10,461	391	2,238,976
All periods . . .	14,562,212	136,988	3,461	14,702,661	316,785	5,949	108	322,842	14,878,997	142,937	3,569	15,025,503

1/ As reported by the Bureau of the Census, running bales, listers excluded.

Table 9.--Tenderability of upland cotton ginned, by States, 1951-52

State	Tenderable 1/		Untenderable		Total crop 2/	
	Bales	Pct.	Bales	Pct.	Bales	Pct.
Alabama	831,546	91.1	81,380	8.9	912,926	100.0
Arizona	221,558	28.4	558,195	71.6	779,753	100.0
Arkansas	1,118,540	89.8	126,413	10.2	1,244,953	100.0
California	687,253	39.0	1,077,072	61.0	1,764,325	100.0
Florida	16,149	88.6	2,087	11.4	18,236	100.0
Georgia	848,793	92.1	72,923	7.9	921,716	100.0
Illinois	530	54.1	450	45.9	980	100.0
Kentucky	2,775	59.6	1,881	40.4	4,656	100.0
Louisiana	700,963	93.6	48,263	6.4	749,226	100.0
Mississippi	1,528,694	96.2	60,180	3.8	1,588,874	100.0
Missouri	220,590	68.6	101,091	31.4	321,681	100.0
New Mexico	132,640	51.0	127,450	49.0	260,090	100.0
North Carolina	516,503	92.2	43,623	7.8	560,126	100.0
Oklahoma	194,814	42.6	262,372	57.4	457,186	100.0
South Carolina	808,494	92.8	63,150	7.2	871,644	100.0
Tennessee	428,093	81.5	97,290	18.5	525,383	100.0
Texas	2,525,827	62.6	1,505,860	37.4	4,031,687	100.0
Virginia	9,261	76.8	2,800	23.2	12,061	100.0
All States	10,793,023	71.8	4,232,480	28.2	15,025,503	100.0

1/ Tenderable in settlement of futures contracts.

2/ As reported by the Bureau of the Census, running bales, linters excluded.

Table 10.--Tenderability of upland cotton ginned in the United States, 1934-51

Year	Tenderable 1/		Untenderable		Total crop 2/	
	Bales	Pct.	Bales	Pct.	Bales	Pct.
1934	8,518,700	90.1	939,300	9.9	9,458,000	100.0
1935	8,333,900	80.1	2,068,800	19.9	10,402,700	100.0
1936	10,539,700	86.9	1,584,100	13.1	12,123,800	100.0
1937	15,050,900	82.5	3,186,200	17.5	18,237,100	100.0
1938	10,896,918	94.0	701,500	6.0	11,598,418	100.0
1939	10,565,313	92.3	886,969	7.7	11,452,282	100.0
1940	9,988,632	81.5	2,272,072	18.5	12,260,704	100.0
1941	8,064,816	77.3	2,368,640	22.7	10,433,456	100.0
1942	9,681,879	78.3	2,681,428	21.7	12,363,307	100.0
1943	8,933,451	80.1	2,135,082	19.3	11,068,533	100.0
1944	8,845,658	74.8	2,985,084	25.2	11,830,742	100.0
1945	6,256,298	71.0	2,553,087	29.0	8,809,385	100.0
1946	6,527,089	76.7	1,987,803	23.3	8,514,892	100.0
1947	9,197,081	79.6	2,358,849	20.4	11,555,930	100.0
1948	11,719,213	80.4	2,857,601	19.6	14,576,814	100.0
1949	11,791,153	74.1	4,113,544	25.9	15,904,702	100.0
1950	7,234,459	73.5	2,611,224	26.5	9,845,683	100.0
1951	10,793,023	71.8	4,232,480	28.2	15,025,503	100.0

1/ Tenderable in settlement of futures contracts.

2/ As reported by the Bureau of the Census, running bales, linters excluded; numbers of bales for 1934-37 are rounded figures.

Table 11. --- Grade and staple length of upland cotton ginned in Alabama, 1951-52

Grade	1 1/16 inch and shorter		7/8 inch		29/32 inch		15/16 inch		31/32 inch		1 inch		1-1/32 inches		1-1/16 inches		1-1/8 inches		1-5/32 inches		1-3/16 inches		1-7/32 inches		1-1/2 inches and longer		All lengths	
	Bales	Percent	Bales	Percent	Bales	Percent	Bales	Percent	Bales	Percent	Bales	Percent	Bales	Percent	Bales	Percent	Bales	Percent	Bales	Percent	Bales	Percent	Bales	Percent	Bales	Percent		
<b>White:</b>																												
1-M.F.	-		-		-		-		-		-		-		-		-		-		-		-		-		-	
2-S.G.M.	-		-		-		-		-		-		-		-		-		-		-		-		-		-	
3-O.M.	-		-		-		-		-		-		-		-		-		-		-		-		-		-	
4-S.M.	53		324		1,203		2,019		2,620		9,234		16,642		11,710		174		10		25		15		9		44,630	
5-M.	77		1,203		1,439		10,477		18,613		79,696		120,397		20,279		2,725		551		357		42		11		437,541	
6-S.L.M.	59		886		1,007		8,670		16,326		71,371		127,132		8,047		1,667		289		99		21		-		293,737	
7-L.M.	-		285		159		3,456		18,035		6,137		20,494		6,137		62		9		15		-		-		52,235	
8-S.G.O.	-		8		114		550		708		4,350		2,694		657		9		-		-		-		-		9,232	
9-O.O.	-		24		16		104		16		521		216		31		-		-		-		-		-		228	
<b>Total</b>	197		2,836		3,167		24,481		41,862		183,444		324,168		202,749		4,637		890		671		63		20		819,126	
<b>Spotted:</b>																												
3-O.M.	-		-		-		-		-		-		-		-		-		-		-		-		-		-	
4-S.M.	64		225		309		981		890		95		226		199		39		-		-		-		-		594	
5-M.	-		103		71		208		1,244		8,597		15,237		6,397		66		11		-		-		-		33,747	
6-S.L.M.	-		36		36		629		4,313		4,709		1,061		108		-		-		-		-		-		33,812	
7-L.M.	-		56		44		484		304		4,175		1,856		108		-		-		-		-		-		11,507	
<b>Total</b>	64		420		469		3,030		3,123		23,628		37,261		16,638		85		11		15		11		11		85,687	
<b>Tinged:</b>																												
3-O.M.	-		-		-		-		-		-		-		-		-		-		-		-		-		-	
4-S.M.	-		-		-		-		-		-		-		-		-		-		-		-		-		-	
5-M.	16		-		-		20		45		10		86		16		-		-		-		-		-		18	
6-S.L.M.	-		-		-		146		115		365		178		87		-		-		-		-		-		339	
7-L.M.	-		-		-		206		91		458		451		-		-		-		-		-		-		604	
<b>Total</b>	16		-		372		259		989		989		715		103		-		-		-		-		-		1,293	
<b>Gray:</b>																												
3-O.M.	-		-		-		9		18		-		9		-		-		-		-		-		-		36	
4-S.M.	-		-		-		74		228		626		597		201		161		-		-		-		-		1,202	
5-M.	-		-		-		182		138		656		746		481		11		-		-		-		-		2,214	
6-S.L.M.	-		-		-		-		51		74		83		-		-		-		-		-		-		208	
<b>Total</b>	15		-		265		435		1,356		1,356		1,435		682		172		-		-		-		-		4,360	
<b>Below Grade</b>	-		-		-		8		129		16		474		-		-		-		-		-		-		1,299	
<b>All grades</b>	261		3,295		3,636		28,277		45,695		210,059		364,033		220,172		4,722		901		686		74		31		1,912,926	
<b>All grades</b>	Percent		Percent		Percent		Percent		Percent		Percent		Percent		Percent		Percent		Percent		Percent		Percent		Percent		Percent	
	0.4		0.4		0.4		3.1		5.0		23.0		39.9		28.1		3.4		0.1		0.1		0.1		0.1		100.0	

1/ As reported by the Bureau of the Census, running bales, lintsters excluded.  
 \* Less than 0.05 percent.  
 Percentage rough preparation . . . . . 1.4  
 Grade index . . . . . 96.2  
 Average staple length . . . . . 32.9

Table 12. --- Grade and staple length of upland cotton ginned in Arizona, 1951-52

Grade	13/16 inch and shorter		7/8 inch		29/32 inch		15/16 inch		31/32 inch		1 inch		1-1/32 inches		1-1/16 inches		1-3/32 inches		1-1/8 inches		1-5/32 inches		1-3/16 inches		1-7/32 inches		1-1/4 inches and longer		All lengths			
	Bales	Percent	Bales	Percent	Bales	Percent	Bales	Percent	Bales	Percent	Bales	Percent	Bales	Percent	Bales	Percent	Bales	Percent	Bales	Percent	Bales	Percent	Bales	Percent	Bales	Percent	Bales	Percent	Bales	Percent		
<b>Extra Whites</b>																																
3-0-M.	-	-	-	-	-	-	-	-	-	-	-	-	-	-	-	-	-	-	-	-	-	-	-	-	-	-	-	-	-	-		
4-0-M.	-	-	-	-	-	-	-	-	-	-	-	-	-	-	-	-	-	-	-	-	-	-	-	-	-	-	-	-	-	-		
5-M.	-	-	-	-	-	-	-	-	-	-	-	-	-	-	-	-	-	-	-	-	-	-	-	-	-	-	-	-	-	-		
6-S.L-M.	-	-	-	-	-	-	-	-	-	-	-	-	-	-	-	-	-	-	-	-	-	-	-	-	-	-	-	-	-	-		
7-L-M.	22		22		1		35		33		36		36		31		35		34		34		34		34		34		34			
8-S.O.	153		153		1		365		2,595		34,933		70,531		15,296		2,662		2		116		9		22		2		2			
9-O.O.	128		128		-		1,600		1,119		735		210		6		694		2		-		-		-		-		-			
<b>Total</b>	601		22		1		4,021		9,003		54,422		234,569		283,866		45,417		8,951		658		110		29		1		641,871	82.3		
<b>Spotted</b>																																
3-0-M.	-	-	-	-	-	-	-	-	-	-	-	-	-	-	-	-	-	-	-	-	-	-	-	-	-	-	-	-	-	-		
4-0-M.	-	-	-	-	-	-	-	-	-	-	-	-	-	-	-	-	-	-	-	-	-	-	-	-	-	-	-	-	-	-		
5-M.	39		39		204		389		1,375		9,187		26,016		3,338		2		82		19		3		19		15		26,305	3.4		
6-S.L-M.	29		29		2,396		3,877		7,738		4,554		200		20		3		3		3		-		80		19,357	2.5	16,493	2.2		
7-L-M.	88		88		1,667		1,039		174		9		1		1		-		-		-		-		-		8,101	1.0	8,101	1.0		
<b>Total</b>	117		117		6,374		7,324		20,421		46,691		114,925		681		106		3		106		3		681		3		95,498	12.2		
<b>Timed</b>																																
3-0-M.	-	-	-	-	-	-	-	-	-	-	-	-	-	-	-	-	-	-	-	-	-	-	-	-	-	-	-	-	-	-		
4-0-M.	-	-	-	-	-	-	-	-	-	-	-	-	-	-	-	-	-	-	-	-	-	-	-	-	-	-	-	-	-	-		
5-M.	19		19		2		11		6		6		15		6		6		6		6		6		6		6		6			
6-S.L-M.	11		11		38		48		24		12		12		12		12		12		12		12		12		12		12			
7-L-M.	72		72		3		15		3		1		-		-		-		-		-		-		-		-		-			
<b>Total</b>	134		134		124		124		67		86		21		21		21		21		21		21		21		21		157			
<b>Gray</b>																																
3-0-M.	-	-	-	-	-	-	-	-	-	-	-	-	-	-	-	-	-	-	-	-	-	-	-	-	-	-	-	-	-	-		
4-0-M.	-	-	-	-	-	-	-	-	-	-	-	-	-	-	-	-	-	-	-	-	-	-	-	-	-	-	-	-	-	-		
5-M.	1		1		17		36		368		4,327		16,979		1,704		11		6		6		6		6		6		6			
6-S.L-M.	1		1		121		121		773		2,694		3,154		116		10		10		10		10		10		10		10			
<b>Total</b>	1		1		162		162		1,190		7,648		25,757		3,285		27		27		27		27		27		27		38,080	4.9		
<b>Below Grade</b>	155		155		1,607		423		195		9		1		1		1		1		1		1		1		1		3,847	.5		
<b>All Grades</b>	380		380		4,958		1		12,288		18,007		89,772		307,047		299,076		46,326		9,057		661		110		29		1		779,753	100.0
<b>All Grades</b>	•		0.5		•		1.6		2.3		10.6		39.4		38.4		5.9		1.2		0.1		•		•		•		100.0			

1/ As reported by the Bureau of the Census, running bales, linters excluded.  
 • Less than 0.05 percent.  
 Percentage rough preparation ..... 1.4  
 Grade index ..... 92.9  
 Average staple length ..... 33.3

Table 13. --- Grade and staple length of upland cotton ginned in Arkansas, 1951-52

Grade	11/16 inch and shorter		7/8 inch		29/32 inch		15/16 inch		31/32 inch		1 inch		1-1/32 inches		1-1/16 inches		1-3/32 inches		1-1/8 inches		1-5/32 inches		1-3/16 inches		1-7/32 inches		1-1/2 inches and longer		All lengths				
	Bales	Percent	Bales	Percent	Bales	Percent	Bales	Percent	Bales	Percent	Bales	Percent	Bales	Percent	Bales	Percent	Bales	Percent	Bales	Percent	Bales	Percent	Bales	Percent	Bales	Percent	Bales	Percent	Bales	Percent			
<b>White</b>																																	
1-4-F	-	-	-	-	-	-	-	-	-	-	-	-	-	-	-	-	-	-	-	-	-	-	-	-	-	-	-	-	-	-	-		
2-S-G.M.	-	-	-	-	-	-	-	-	-	-	-	-	-	-	-	-	-	-	-	-	-	-	-	-	-	-	-	-	-	-	-		
3-G.M.	-	-	-	-	-	-	-	-	-	-	-	-	-	-	-	-	-	-	-	-	-	-	-	-	-	-	-	-	-	-	-		
4-S.M.	36	89	157	18	157	18	38	59	8,888	21,216	116	38	59	8,888	21,216	116	38	59	8,888	21,216	116	38	59	8,888	21,216	116	38	59	8,888	21,216	116	38	59
5-R.	513	2,117	4,121	3,349	21,537	185,103	185,103	185,103	185,103	185,103	185,103	185,103	185,103	185,103	185,103	185,103	185,103	185,103	185,103	185,103	185,103	185,103	185,103	185,103	185,103	185,103	185,103	185,103	185,103	185,103	185,103	185,103	185,103
6-S.L.M.	257	1,087	2,437	2,647	20,891	126,310	126,310	126,310	126,310	126,310	126,310	126,310	126,310	126,310	126,310	126,310	126,310	126,310	126,310	126,310	126,310	126,310	126,310	126,310	126,310	126,310	126,310	126,310	126,310	126,310	126,310	126,310	
7-L.M.	9	35	116	589	6,956	24,796	24,796	24,796	24,796	24,796	24,796	24,796	24,796	24,796	24,796	24,796	24,796	24,796	24,796	24,796	24,796	24,796	24,796	24,796	24,796	24,796	24,796	24,796	24,796	24,796	24,796		
8-S.G.O.	9	35	116	589	6,956	24,796	24,796	24,796	24,796	24,796	24,796	24,796	24,796	24,796	24,796	24,796	24,796	24,796	24,796	24,796	24,796	24,796	24,796	24,796	24,796	24,796	24,796	24,796	24,796	24,796	24,796		
9-G.O.	-	-	-	-	-	-	-	-	-	-	-	-	-	-	-	-	-	-	-	-	-	-	-	-	-	-	-	-	-	-	-		
<b>Total</b>	815	4,774	3,523	8,174	7,777	68,006	358,601	509,645	87,445	5,115	659	194	116	645	1,055,489	84.9																	
<b>Spotted</b>																																	
3-G.M.	11	8	36	57	133	88	57	133	88	57	133	88	57	133	88	57	133	88	57	133	88	57	133	88	57	133	88	57	133	88	57	133	
4-S.M.	186	750	480	771	534	2,448	4,052	4,052	4,052	4,052	4,052	4,052	4,052	4,052	4,052	4,052	4,052	4,052	4,052	4,052	4,052	4,052	4,052	4,052	4,052	4,052	4,052	4,052	4,052	4,052	4,052	4,052	
5-R.	90	744	227	600	416	4,112	13,679	9,459	663	57	55	8	10	10	16,969	1.5																	
6-S.L.M.	9	584	273	1,362	986	10,233	21,166	12,555	576	42	42	10	10	17,783	2.4																		
7-L.M.	-	110	97	1,708	3,990	20,587	16,513	5,633	247	-	-	-	-	18,925	4.0																		
<b>Total</b>	285	2,196	1,085	4,441	5,962	37,437	60,089	32,627	1,803	154	-	18	10	146,107	11.7																		
<b>Tinged</b>																																	
3-G.M.	-	-	-	-	-	-	-	-	-	-	-	-	-	-	-	-	-	-	-	-	-	-	-	-	-	-	-	-	-	-	-	-	
4-S.M.	-	-	-	-	-	-	-	-	-	-	-	-	-	-	-	-	-	-	-	-	-	-	-	-	-	-	-	-	-	-	-	-	
5-R.	-	-	-	-	-	-	-	-	-	-	-	-	-	-	-	-	-	-	-	-	-	-	-	-	-	-	-	-	-	-	-	-	
6-S.L.M.	-	-	-	-	-	-	-	-	-	-	-	-	-	-	-	-	-	-	-	-	-	-	-	-	-	-	-	-	-	-	-	-	
7-L.M.	17	33	33	3,063	5,021	9,386	1,700	89	-	-	-	-	-	3,199	1.5																		
<b>Total</b>	17	33	33	3,425	5,170	11,195	2,689	359	-	-	-	-	-	22,858	1.8																		
<b>Yellow Stained</b>																																	
3-G.M.	-	-	-	-	-	-	-	-	-	-	-	-	-	-	-	-	-	-	-	-	-	-	-	-	-	-	-	-	-	-	-	-	
4-S.M.	-	-	-	-	-	-	-	-	-	-	-	-	-	-	-	-	-	-	-	-	-	-	-	-	-	-	-	-	-	-	-	-	
5-R.	-	-	-	-	-	-	-	-	-	-	-	-	-	-	-	-	-	-	-	-	-	-	-	-	-	-	-	-	-	-	-	-	
6-S.L.M.	-	-	-	-	-	-	-	-	-	-	-	-	-	-	-	-	-	-	-	-	-	-	-	-	-	-	-	-	-	-	-	-	
7-L.M.	-	-	-	-	-	-	-	-	-	-	-	-	-	-	-	-	-	-	-	-	-	-	-	-	-	-	-	-	-	-	-	-	
<b>Total</b>	-	-	-	-	-	-	-	-	-	-	-	-	-	-	-	-	-	-	-	-	-	-	-	-	-	-	-	-	-	-	-	-	
<b>Gray</b>																																	
3-G.M.	-	-	-	-	-	-	-	-	-	-	-	-	-	-	-	-	-	-	-	-	-	-	-	-	-	-	-	-	-	-	-	-	
4-S.M.	-	-	-	-	-	-	-	-	-	-	-	-	-	-	-	-	-	-	-	-	-	-	-	-	-	-	-	-	-	-	-	-	
5-R.	-	-	-	-	-	-	-	-	-	-	-	-	-	-	-	-	-	-	-	-	-	-	-	-	-	-	-	-	-	-	-	-	
6-S.L.M.	-	-	-	-	-	-	-	-	-	-	-	-	-	-	-	-	-	-	-	-	-	-	-	-	-	-	-	-	-	-	-	-	
7-L.M.	-	-	-	-	-	-	-	-	-	-	-	-	-	-	-	-	-	-	-	-	-	-	-	-	-	-	-	-	-	-	-	-	
<b>Total</b>	-	-	-	-	-	-	-	-	-	-	-	-	-	-	-	-	-	-	-	-	-	-	-	-	-	-	-	-	-	-	-	-	
<b>Below Grade</b>																																	
1,100	7,319	5,189	21,608	21,075	121,163	427,270	544,015	89,297	5,269	212	126	661	1,244,953	100.0																			
<b>All grades</b>	1,100	7,319	5,189	21,608	21,075	121,163	427,270	544,015	89,297	5,269	212	126	661	1,244,953	100.0																		
<b>All grades</b>	0.1	0.6	0.4	1.7	1.7	9.7	34.3	13.6	7.2	0.4	0.1	0.1	0.1	100.0																			

As reported by the Bureau of the Census, running bales, linters excluded.  
 \* Less than 0.05 percent.  
 Percentage rough preparation . . . . . 1.6  
 Grade index . . . . . 93.2  
 Average staple length . . . . . 33.4

Table 11. -- Grade and staple length of upland cotton ginned in California, 1951-52

Grade	11/16 Inch <sup>1</sup>		7/8		29/32		15/16		1/2		1-1/32		1-1/16		1-1/8		1-5/32		1-3/16		1-7/32		1-1/4		All lengths			
	Bales	Percent	Bales	Percent	Bales	Percent	Bales	Percent	Bales	Percent	Bales	Percent	Bales	Percent	Bales	Percent	Bales	Percent	Bales	Percent	Bales	Percent	Bales	Percent				
<b>Extra White</b>																												
3-G.M.	-	-	-	-	-	-	-	-	-	-	-	-	-	-	-	-	-	-	-	-	-	-	-	-	-	2,536	0.1	
4-S.M.	-	-	-	-	-	-	-	-	-	-	-	-	-	-	-	-	-	-	-	-	-	-	-	-	-	176,304	10.0	
5-M.	-	-	-	-	-	-	-	-	-	-	-	-	-	-	-	-	-	-	-	-	-	-	-	-	-	510,197	28.9	
6-S.L.M.	-	-	-	-	-	-	-	-	-	-	-	-	-	-	-	-	-	-	-	-	-	-	-	-	-	519,116	29.5	
7-Long	-	-	-	-	-	-	-	-	-	-	-	-	-	-	-	-	-	-	-	-	-	-	-	-	-	178,717	10.1	
8-S.O.O.	-	-	-	-	-	-	-	-	-	-	-	-	-	-	-	-	-	-	-	-	-	-	-	-	-	29,976	1.7	
9-O.O.	-	-	-	-	-	-	-	-	-	-	-	-	-	-	-	-	-	-	-	-	-	-	-	-	-	6,357	.4	
Total	-	-	20	686	3,127	15,899	290,907	950,178	159,640	2,724	19	-	-	-	-	-	-	-	-	-	-	-	-	-	-	1,423,201	80.7	
<b>White</b>																												
1-Extra	-	-	-	-	-	-	-	-	-	-	-	-	-	-	-	-	-	-	-	-	-	-	-	-	-	-	-	-
2-G.M.	-	-	-	-	-	-	-	-	-	-	-	-	-	-	-	-	-	-	-	-	-	-	-	-	-	-	-	-
3-G.M.	-	-	-	-	-	-	-	-	-	-	-	-	-	-	-	-	-	-	-	-	-	-	-	-	-	-	-	-
4-S.M.	-	-	-	-	-	-	-	-	-	-	-	-	-	-	-	-	-	-	-	-	-	-	-	-	-	-	-	-
5-M.	-	-	-	-	-	-	-	-	-	-	-	-	-	-	-	-	-	-	-	-	-	-	-	-	-	-	-	-
6-S.L.M.	-	-	-	-	-	-	-	-	-	-	-	-	-	-	-	-	-	-	-	-	-	-	-	-	-	-	-	-
7-L.M.	-	-	-	-	-	-	-	-	-	-	-	-	-	-	-	-	-	-	-	-	-	-	-	-	-	-	-	-
8-S.O.O.	-	-	-	-	-	-	-	-	-	-	-	-	-	-	-	-	-	-	-	-	-	-	-	-	-	-	-	-
9-O.O.	-	-	-	-	-	-	-	-	-	-	-	-	-	-	-	-	-	-	-	-	-	-	-	-	-	-	-	-
Total	-	-	60	1,994	11,728	41,222	42,570	34,184	1,623	28	-	-	-	-	-	-	-	-	-	-	-	-	-	-	-	132,409	7.5	
<b>Spotted</b>																												
3-G.M.	-	-	-	-	-	-	-	-	-	-	-	-	-	-	-	-	-	-	-	-	-	-	-	-	-	-	-	-
4-S.M.	-	-	-	-	-	-	-	-	-	-	-	-	-	-	-	-	-	-	-	-	-	-	-	-	-	-	-	-
5-M.	-	-	-	-	-	-	-	-	-	-	-	-	-	-	-	-	-	-	-	-	-	-	-	-	-	-	-	-
6-S.L.M.	-	-	-	-	-	-	-	-	-	-	-	-	-	-	-	-	-	-	-	-	-	-	-	-	-	-	-	-
7-L.M.	-	-	-	-	-	-	-	-	-	-	-	-	-	-	-	-	-	-	-	-	-	-	-	-	-	-	-	-
Total	-	-	3	204	2,070	6,938	10,505	21,976	27,031	1,577	13	-	-	-	-	-	-	-	-	-	-	-	-	-	-	71,379	4.0	
<b>Tinged</b>																												
3-G.M.	-	-	-	-	-	-	-	-	-	-	-	-	-	-	-	-	-	-	-	-	-	-	-	-	-	-	-	-
4-S.M.	-	-	-	-	-	-	-	-	-	-	-	-	-	-	-	-	-	-	-	-	-	-	-	-	-	-	-	-
5-M.	-	-	-	-	-	-	-	-	-	-	-	-	-	-	-	-	-	-	-	-	-	-	-	-	-	-	-	-
6-S.L.M.	-	-	-	-	-	-	-	-	-	-	-	-	-	-	-	-	-	-	-	-	-	-	-	-	-	-	-	-
7-L.M.	-	-	-	-	-	-	-	-	-	-	-	-	-	-	-	-	-	-	-	-	-	-	-	-	-	-	-	-
Total	-	-	2	27	210	166	118	66	8	-	-	-	-	-	-	-	-	-	-	-	-	-	-	-	-	627	.4	
<b>Other</b>																												
3-G.M.	-	-	-	-	-	-	-	-	-	-	-	-	-	-	-	-	-	-	-	-	-	-	-	-	-	-	-	-
4-S.M.	-	-	-	-	-	-	-	-	-	-	-	-	-	-	-	-	-	-	-	-	-	-	-	-	-	-	-	-
5-M.	-	-	-	-	-	-	-	-	-	-	-	-	-	-	-	-	-	-	-	-	-	-	-	-	-	-	-	-
6-S.L.M.	-	-	-	-	-	-	-	-	-	-	-	-	-	-	-	-	-	-	-	-	-	-	-	-	-	-	-	-
7-L.M.	-	-	-	-	-	-	-	-	-	-	-	-	-	-	-	-	-	-	-	-	-	-	-	-	-	-	-	-
Total	-	-	9	-	418	2,554	15,795	67,592	34,174	425	2	-	-	-	-	-	-	-	-	-	-	-	-	-	-	130,969	6.9	
<b>Below Grade</b>																												
	52	479	1	3,083	4,423	6,626	1,045	31	-	-	-	-	-	-	-	-	-	-	-	-	-	-	-	-	-	15,740	.9	
<b>All grades</b>																												
	57	799	4	9,461	26,916	90,275	423,156	1,045,606	1,63,265	2,767	19	-	-	-	-	-	-	-	-	-	-	-	-	-	-	1,764,325	100.0	
All grades	Percent	Percent	Percent	Percent	Percent	Percent	Percent	Percent	Percent	Percent	Percent	Percent	Percent	Percent	Percent	Percent	Percent	Percent	Percent	Percent	Percent	Percent	Percent	Percent	Percent	Percent	Percent	Percent
	0.5	1.6	5.1	24.0	59.3	9.3	0.2	-	-	-	-	-	-	-	-	-	-	-	-	-	-	-	-	-	-	100.0		

<sup>1</sup>/As reported by the Bureau of the Census, rounding bales, linters excluded.  
\* Less than 0.05 percent.

Percentage rough preparation . . . . . 0.2  
Grade index . . . . . 93.1  
Average staple length . . . . . 33.7

Table 15. -- Grade and staple length of upland cotton ginned in Florida, 1951-52

Grade	1 1/16 inch and shorter		7/8 inch		29/32 inch		15/16 inch		31/32 inch		1 inch		1-1/32 inch		1-1/16 inch		1-3/32 inch		1-1/8 inch		1-5/32 inch		1-3/16 inch		1-7/32 inch		1-1/4 inch and longer		All lengths			
	Bales	Percent	Bales	Percent	Bales	Percent	Bales	Percent	Bales	Percent	Bales	Percent	Bales	Percent	Bales	Percent	Bales	Percent	Bales	Percent	Bales	Percent	Bales	Percent	Bales	Percent	Bales	Percent				
<b>Matter</b>																																
1-M.F.	-	-	-	-	-	-	-	-	-	-	-	-	-	-	-	-	-	-	-	-	-	-	-	-	-	-	-	-	-	-		
2-S.O.M.	-	-	-	-	-	-	-	-	-	-	-	-	-	-	-	-	-	-	-	-	-	-	-	-	-	-	-	-	-	-		
3-O.M.	-	-	-	-	-	-	-	-	-	-	-	-	-	-	-	-	-	-	-	-	-	-	-	-	-	-	-	-	-	-		
4-S.M.	-	-	-	-	-	-	-	-	-	-	-	-	-	-	-	-	-	-	-	-	-	-	-	-	-	-	-	-	-	-		
5-M.	-	-	-	-	-	-	-	-	-	-	-	-	-	-	-	-	-	-	-	-	-	-	-	-	-	-	-	-	-	-		
6-S.L.M.	-	-	-	-	-	-	-	-	-	-	-	-	-	-	-	-	-	-	-	-	-	-	-	-	-	-	-	-	-	-	-	
7-L.M.	-	-	-	-	-	-	-	-	-	-	-	-	-	-	-	-	-	-	-	-	-	-	-	-	-	-	-	-	-	-	-	
8-S.O.O.	-	-	-	-	-	-	-	-	-	-	-	-	-	-	-	-	-	-	-	-	-	-	-	-	-	-	-	-	-	-	-	
9-O.O.	-	-	-	-	-	-	-	-	-	-	-	-	-	-	-	-	-	-	-	-	-	-	-	-	-	-	-	-	-	-	-	
Total	-	-	83	87	538	683	3,522	8,503	3,713	155	3	-	-	-	-	-	-	-	-	-	-	-	-	-	-	-	-	17,287	94.4			
<b>Spotcheck</b>																																
3-O.M.	-	-	-	-	-	-	-	-	-	-	-	-	-	-	-	-	-	-	-	-	-	-	-	-	-	-	-	-	-	-	-	
4-S.M.	-	-	-	-	-	-	-	-	-	-	-	-	-	-	-	-	-	-	-	-	-	-	-	-	-	-	-	-	-	-	-	
5-M.	-	-	-	-	-	-	-	-	-	-	-	-	-	-	-	-	-	-	-	-	-	-	-	-	-	-	-	-	-	-	-	
6-S.L.M.	-	-	-	-	-	-	-	-	-	-	-	-	-	-	-	-	-	-	-	-	-	-	-	-	-	-	-	-	-	-	-	-
7-L.M.	-	-	-	-	-	-	-	-	-	-	-	-	-	-	-	-	-	-	-	-	-	-	-	-	-	-	-	-	-	-	-	-
Total	-	-	-	-	26	25	153	417	191	13	3	-	-	-	-	-	-	-	-	-	-	-	-	-	-	-	-	828	5.0			
<b>Gravel</b>																																
3-O.M.	-	-	-	-	-	-	-	-	-	-	-	-	-	-	-	-	-	-	-	-	-	-	-	-	-	-	-	-	-	-	-	
4-S.M.	-	-	-	-	-	-	-	-	-	-	-	-	-	-	-	-	-	-	-	-	-	-	-	-	-	-	-	-	-	-	-	
5-M.	-	-	-	-	-	-	-	-	-	-	-	-	-	-	-	-	-	-	-	-	-	-	-	-	-	-	-	-	-	-	-	
6-S.L.M.	-	-	-	-	-	-	-	-	-	-	-	-	-	-	-	-	-	-	-	-	-	-	-	-	-	-	-	-	-	-	-	
Total	-	-	-	-	-	-	-	45	7	16	7	7	7	7	7	7	7	7	7	7	7	7	7	7	7	7	7	7	7	7	7	7
<b>Below Grade</b>																																
All grades	-	-	83	87	570	753	3,685	8,966	3,911	175	6	-	-	-	-	-	-	-	-	-	-	-	-	-	-	-	-	17,18,236	100.0			
<b>All grades</b>																																
Percent	Percent	Percent	Percent	Percent	Percent	Percent	Percent	Percent	Percent	Percent	Percent	Percent	Percent	Percent	Percent	Percent	Percent	Percent	Percent	Percent	Percent	Percent	Percent	Percent	Percent	Percent	Percent	Percent	Percent	Percent	Percent	Percent
-	-	0.5	0.5	3.1	4.1	20.2	49.1	21.5	1.0	*	-	-	-	-	-	-	-	-	-	-	-	-	-	-	-	-	-	100.0				

1/ As reported by the Bureau of the Census, running bales, linkers excluded.  
 \* Less than 0.05 percent.  
 Percentage rough preparation . . . . . 7.4  
 Grade index . . . . . 96.5  
 Average staple length . . . . . 32.8



Table 16. -- Grade and staple length of upland cotton ginned in Georgia, 1951-52

Grade	13/16 inch and shorter		7/8		29/32		15/16		31/32		1		1-1/32		1-1/16		1-3/32		1-1/8		1-5/32		1-3/16		1-7/32		1-1/4			
	Bales	Percent	Bales	Percent	Bales	Percent	Bales	Percent	Bales	Percent	Bales	Percent	Bales	Percent	Bales	Percent	Bales	Percent	Bales	Percent	Bales	Percent	Bales	Percent	Bales	Percent	Bales	Percent		
<b>Whites</b>																														
1-4-F	-	-	-	-	-	-	-	-	-	-	-	-	-	-	-	-	-	-	-	-	-	-	-	-	-	-	-	-		
2-6-0-N	-	-	-	-	-	-	-	-	-	-	-	-	-	-	-	-	-	-	-	-	-	-	-	-	-	-	-	-		
3-0-N	-	-	-	-	-	-	-	-	-	-	-	-	-	-	-	-	-	-	-	-	-	-	-	-	-	-	-	-		
4-0-N	-	-	-	-	-	-	-	-	-	-	-	-	-	-	-	-	-	-	-	-	-	-	-	-	-	-	-	-		
5-0-N	-	-	-	-	-	-	-	-	-	-	-	-	-	-	-	-	-	-	-	-	-	-	-	-	-	-	-	-		
6-0-N	-	-	-	-	-	-	-	-	-	-	-	-	-	-	-	-	-	-	-	-	-	-	-	-	-	-	-	-		
7-0-N	-	-	-	-	-	-	-	-	-	-	-	-	-	-	-	-	-	-	-	-	-	-	-	-	-	-	-	-		
8-0-0-0	-	-	-	-	-	-	-	-	-	-	-	-	-	-	-	-	-	-	-	-	-	-	-	-	-	-	-	-		
9-0-0	-	-	-	-	-	-	-	-	-	-	-	-	-	-	-	-	-	-	-	-	-	-	-	-	-	-	-	-		
<b>Total</b>	2,240	2,989	2,008	25,939	63,906	312,005	314,610	103,810	103,680	1,225	139	-	-	-	-	-	-	-	-	-	-	-	-	-	-	-	-	-	867,591	94.2
<b>Spotted</b>																														
3-0-N	-	-	-	-	-	-	-	-	-	-	-	-	-	-	-	-	-	-	-	-	-	-	-	-	-	-	-	-	-	
4-0-N	-	-	-	-	-	-	-	-	-	-	-	-	-	-	-	-	-	-	-	-	-	-	-	-	-	-	-	-	-	
5-0-N	-	-	-	-	-	-	-	-	-	-	-	-	-	-	-	-	-	-	-	-	-	-	-	-	-	-	-	-	-	
6-0-N	-	-	-	-	-	-	-	-	-	-	-	-	-	-	-	-	-	-	-	-	-	-	-	-	-	-	-	-	-	
7-0-N	-	-	-	-	-	-	-	-	-	-	-	-	-	-	-	-	-	-	-	-	-	-	-	-	-	-	-	-	-	
<b>Total</b>	531	389	224	2,311	5,277	18,056	15,690	4,266	516	65	-	-	-	-	-	-	-	-	-	-	-	-	-	-	-	-	-	-	47,385	5.0
<b>Tinged</b>																														
3-0-N	-	-	-	-	-	-	-	-	-	-	-	-	-	-	-	-	-	-	-	-	-	-	-	-	-	-	-	-	-	
4-0-N	-	-	-	-	-	-	-	-	-	-	-	-	-	-	-	-	-	-	-	-	-	-	-	-	-	-	-	-	-	
5-0-N	-	-	-	-	-	-	-	-	-	-	-	-	-	-	-	-	-	-	-	-	-	-	-	-	-	-	-	-	-	
6-0-N	-	-	-	-	-	-	-	-	-	-	-	-	-	-	-	-	-	-	-	-	-	-	-	-	-	-	-	-	-	
7-0-N	-	-	-	-	-	-	-	-	-	-	-	-	-	-	-	-	-	-	-	-	-	-	-	-	-	-	-	-	-	
<b>Total</b>	-	-	-	-	-	-	-	-	-	-	-	-	-	-	-	-	-	-	-	-	-	-	-	-	-	-	-	-	-	-
<b>Grey</b>																														
3-0-N	-	-	-	-	-	-	-	-	-	-	-	-	-	-	-	-	-	-	-	-	-	-	-	-	-	-	-	-	-	
4-0-N	-	-	-	-	-	-	-	-	-	-	-	-	-	-	-	-	-	-	-	-	-	-	-	-	-	-	-	-	-	
5-0-N	-	-	-	-	-	-	-	-	-	-	-	-	-	-	-	-	-	-	-	-	-	-	-	-	-	-	-	-	-	
6-0-N	-	-	-	-	-	-	-	-	-	-	-	-	-	-	-	-	-	-	-	-	-	-	-	-	-	-	-	-	-	
7-0-N	-	-	-	-	-	-	-	-	-	-	-	-	-	-	-	-	-	-	-	-	-	-	-	-	-	-	-	-	-	
<b>Total</b>	-	-	-	-	-	-	-	-	-	-	-	-	-	-	-	-	-	-	-	-	-	-	-	-	-	-	-	-	-	-
<b>Below Grade</b>	8	38	-	55	22	21	-	-	-	-	-	-	-	-	-	-	-	-	-	-	-	-	-	-	-	-	-	-	114	*
<b>All grades</b>	2,779	3,448	2,218	28,863	70,559	333,091	363,770	106,295	114,226	1,290	139	-	-	-	-	-	-	-	-	-	-	-	-	-	-	-	-	-	1,921,716	100.0
<b>All grades</b>	0.3	0.4	0.2	3.1	7.7	36.1	39.3	11.5	1.2	0.1	*	-	-	-	-	-	-	-	-	-	-	-	-	-	-	-	-	-	100.0	

Percentage of rough preparation . . . . . 2.7  
 Grade index . . . . . 95.6  
 Average staple length . . . . . 32.5

\*/ A reported by the Bureau of the Census, running bales, linters excluded.  
 \* Less than 0.05 percent.

Table 17.-- Grade and staple length of upland cotton ginned in Illinois, 1951-52

Grade	13/16 inch and shorter		7/8 inch		29/32 inch		15/16 inch		31/32 inch		1 inch		1-1/32 inch		1-1/16 inch		1-1/8 inch		1-5/32 inch		1-3/16 inch		1-7/32 inch		1-1/2 inches and longer		All lengths		
	Bales	Percent	Bales	Percent	Bales	Percent	Bales	Percent	Bales	Percent	Bales	Percent	Bales	Percent	Bales	Percent	Bales	Percent	Bales	Percent	Bales	Percent	Bales	Percent	Bales	Percent	Bales	Percent	
<b>White:</b>																													
1-M.F.	-	-	-	-	-	-	-	-	-	-	-	-	-	-	-	-	-	-	-	-	-	-	-	-	-	-	-	-	
2-S.O.M.	-	-	-	-	-	-	-	-	-	-	-	-	-	-	-	-	-	-	-	-	-	-	-	-	-	-	-	-	
3-O.M.	-	-	-	-	-	-	-	-	-	-	-	-	-	-	-	-	-	-	-	-	-	-	-	-	-	-	-	-	
4-S.M.	-	-	-	-	-	-	-	-	-	-	-	-	-	-	-	-	-	-	-	-	-	-	-	-	-	-	-	-	
5-M.	-	-	-	-	-	-	-	-	-	-	-	-	-	-	-	-	-	-	-	-	-	-	-	-	-	-	-	-	
6-S.L.M.	-	-	-	-	-	-	-	-	-	-	-	-	-	-	-	-	-	-	-	-	-	-	-	-	-	-	-	-	
7-L.M.	-	-	-	-	-	-	-	-	-	-	-	-	-	-	-	-	-	-	-	-	-	-	-	-	-	-	-	-	
8-S.O.O.	-	-	-	-	-	-	-	-	-	-	-	-	-	-	-	-	-	-	-	-	-	-	-	-	-	-	-	-	
9-O.O.	-	-	-	-	-	-	-	-	-	-	-	-	-	-	-	-	-	-	-	-	-	-	-	-	-	-	-	-	
<b>Total</b>	3		3		11		65		477		35		-		-		-		-		-		-		-		511	55.1	
<b>Spotted:</b>																													
3-O.M.	-	-	-	-	-	-	-	-	-	-	-	-	-	-	-	-	-	-	-	-	-	-	-	-	-	-	-	-	-
4-S.M.	-	-	-	-	-	-	-	-	-	-	-	-	-	-	-	-	-	-	-	-	-	-	-	-	-	-	-	-	-
5-M.	-	-	-	-	-	-	-	-	-	-	-	-	-	-	-	-	-	-	-	-	-	-	-	-	-	-	-	-	-
6-S.L.M.	-	-	-	-	-	-	-	-	-	-	-	-	-	-	-	-	-	-	-	-	-	-	-	-	-	-	-	-	-
7-L.M.	-	-	-	-	-	-	-	-	-	-	-	-	-	-	-	-	-	-	-	-	-	-	-	-	-	-	-	-	-
<b>Total</b>	31		3		74		105		78		10		-		-		-		-		-		-		-		301	30.8	
<b>Tinged:</b>																													
3-O.M.	-	-	-	-	-	-	-	-	-	-	-	-	-	-	-	-	-	-	-	-	-	-	-	-	-	-	-	-	-
4-S.M.	-	-	-	-	-	-	-	-	-	-	-	-	-	-	-	-	-	-	-	-	-	-	-	-	-	-	-	-	-
5-M.	-	-	-	-	-	-	-	-	-	-	-	-	-	-	-	-	-	-	-	-	-	-	-	-	-	-	-	-	-
6-S.L.M.	-	-	-	-	-	-	-	-	-	-	-	-	-	-	-	-	-	-	-	-	-	-	-	-	-	-	-	-	-
7-L.M.	-	-	-	-	-	-	-	-	-	-	-	-	-	-	-	-	-	-	-	-	-	-	-	-	-	-	-	-	-
<b>Total</b>	36		2		17		-		2		-		-		-		-		-		-		-		-		57	5.8	
<b>Total</b>	36		2		17		-		5		-		-		-		-		-		-		-		-		60	6.1	
<b>Below Grade</b>	2		58		18		-		-		-		-		-		-		-		-		-		-		78	8.0	
<b>All grades</b>	2		128		5		120		170		45		-		-		-		-		-		-		-		1,980	100.0	
<b>All grades</b>	Percent	Percent	Percent	Percent	Percent	Percent	Percent	Percent	Percent	Percent	Percent	Percent	Percent	Percent	Percent	Percent	Percent	Percent	Percent	Percent	Percent	Percent	Percent	Percent	Percent	Percent	Percent	Percent	Percent
	0.2		13.1		0.5		12.3		17.3		4.6		-		-		-		-		-		-		-		100.0		

As reported by the Bureau of the Census, running bales, linters excluded.

Percentage rough preparation . . . . . 0.0  
 Grade index . . . . . 88.2  
 Average staple length . . . . . 33.1

Table 16. -- Grade and staple length of upland cotton ginned in Kentucky, 1951-52

Grade	13/16 inch and shorter		7/8 inch		29/32 inch		15/16 inch		31/32 inch		1 inch		1-1/32 inch		1-1/16 inch		1-3/32 inch		1-1/8 inch		1-5/32 inch		1-3/16 inch		1-7/32 inch		1/4 inch and longer				
	Bales	Percent	Bales	Percent	Bales	Percent	Bales	Percent	Bales	Percent	Bales	Percent	Bales	Percent	Bales	Percent	Bales	Percent	Bales	Percent	Bales	Percent	Bales	Percent	Bales	Percent	Bales	Percent			
<b>White:</b>																															
1-M.F.	-	-	-	-	-	-	-	-	-	-	-	-	-	-	-	-	-	-	-	-	-	-	-	-	-	-	-	-	-		
2-S.G.M.	-	-	-	-	-	-	-	-	-	-	-	-	-	-	-	-	-	-	-	-	-	-	-	-	-	-	-	-	-	-	
3-O.H.	-	-	-	-	-	-	-	-	-	-	-	-	-	-	-	-	-	-	-	-	-	-	-	-	-	-	-	-	-	-	
4-S.M.	-	-	-	-	-	-	-	68	113	-	-	-	-	-	-	-	-	-	-	-	-	-	-	-	-	184	-	-	-		
5-M.	-	-	-	-	-	-	86	1,471	296	-	-	-	-	-	-	-	-	-	-	-	-	-	-	-	1,056	-	-	-	-		
6-S.L.M.	-	-	-	-	-	-	40	557	147	-	-	-	-	-	-	-	-	-	-	-	-	-	-	-	824	-	-	-	-		
7-L.M.	-	-	-	-	-	-	20	73	53	-	-	-	-	-	-	-	-	-	-	-	-	-	-	-	152	-	-	-	-		
8-S.C.O.	-	-	-	-	-	-	24	76	20	-	-	-	-	-	-	-	-	-	-	-	-	-	-	-	120	-	-	-	-		
9-G.O.	-	-	-	-	-	-	22	2	-	-	-	-	-	-	-	-	-	-	-	-	-	-	-	-	24	-	-	-	-		
<b>Total</b>	-	-	-	-	-	-	109	330	2,216	446	53	6	6	6	6	6	6	6	6	6	6	6	6	6	6	3,160	67.9	-	-	-	
<b>Spotted:</b>																															
3-C.M.	-	-	-	-	-	-	-	9	13	-	-	-	-	-	-	-	-	-	-	-	-	-	-	-	-	13	-	-	-	-	
4-S.M.	-	-	-	-	-	-	3	12	47	-	-	-	-	-	-	-	-	-	-	-	-	-	-	-	69	-	-	-	-	-	
5-M.	-	-	-	-	-	-	-	107	15	-	-	-	-	-	-	-	-	-	-	-	-	-	-	-	134	-	-	-	-	-	
6-S.L.M.	-	-	-	-	-	-	-	182	112	-	-	-	-	-	-	-	-	-	-	-	-	-	-	-	294	-	-	-	-	-	
7-L.M.	-	-	-	-	-	-	14	115	78	-	-	-	-	-	-	-	-	-	-	-	-	-	-	-	207	-	-	-	-	-	
<b>Total</b>	-	-	-	-	-	-	17	318	357	25	-	-	-	-	-	-	-	-	-	-	-	-	-	-	-	717	15.4	-	-	-	-
<b>Tinged:</b>																															
3-G.M.	-	-	-	-	-	-	-	-	-	-	-	-	-	-	-	-	-	-	-	-	-	-	-	-	-	-	-	-	-	-	-
4-S.M.	-	-	-	-	-	-	-	6	12	-	-	-	-	-	-	-	-	-	-	-	-	-	-	-	-	18	-	-	-	-	-
5-M.	-	-	-	-	-	-	-	-	-	-	-	-	-	-	-	-	-	-	-	-	-	-	-	-	-	-	-	-	-	-	-
6-S.L.M.	-	-	-	-	-	-	-	-	-	-	-	-	-	-	-	-	-	-	-	-	-	-	-	-	-	-	-	-	-	-	-
7-L.M.	-	-	-	-	-	-	-	-	-	-	-	-	-	-	-	-	-	-	-	-	-	-	-	-	-	-	-	-	-	-	-
<b>Total</b>	-	-	-	-	-	-	-	6	12	-	-	-	-	-	-	-	-	-	-	-	-	-	-	-	-	18	.4	-	-	-	-
<b>Below Grade</b>	-	-	-	-	-	-	733	11	-	-	-	-	-	-	-	-	-	-	-	-	-	-	-	-	-	761	16.3	-	-	-	-
<b>All grades</b>	-	-	-	-	-	-	733	665	2,585	471	53	6	6	6	6	6	6	6	6	6	6	6	6	6	6	4,656	100.0	-	-	-	-
<b>All grades</b>	-	-	-	-	-	-	15.7	14.3	55.6	10.1	1.1	0.1	0.1	0.1	0.1	0.1	0.1	0.1	0.1	0.1	0.1	0.1	0.1	0.1	0.1	100.0	-	-	-	-	-

1/4 as reported by the Bureau of the Census, running bales, linters excluded.

Percentage rough preparation . . . . . 1.0  
 Grade Index . . . . . 88.8  
 Average staple length . . . . . 33.3



Table 20. -- Grade and staple length of upland cotton ginned in Mississippi, 1951-52

Grade	13/16 inch and shorter		7/8		29/32		15/16		31/32		1		1-1/32		1-1/16		1-1/8		1-1/4		1-1/2		1-3/4		1-1/2 inches and longer		All lengths				
	Bales	Percent	Bales	Percent	Bales	Percent	Bales	Percent	Bales	Percent	Bales	Percent	Bales	Percent	Bales	Percent	Bales	Percent	Bales	Percent	Bales	Percent	Bales	Percent	Bales	Percent	Bales	Percent			
<b>White:</b>																															
1-M.F.	-	-	-	-	-	-	-	-	-	-	-	-	-	-	-	-	-	-	-	-	-	-	-	-	-	-	-	-	-		
2-S-O.H.	-	-	-	-	-	-	-	-	-	-	-	-	-	-	-	-	-	-	-	-	-	-	-	-	-	-	-	-	-		
3-O.H.	-	-	-	-	-	-	-	-	-	-	-	-	-	-	-	-	-	-	-	-	-	-	-	-	-	-	-	-	-		
4-S.H.	7	368	66	352	16	2,139	18,195	87,032	221	3,870	6,256	10,731	1,628	10,731	6,256	10,731	1,628	10,731	6,256	10,731	1,628	10,731	6,256	10,731	1,628	10,731	6,256	10,731	1,628	10,731	
5-M.	31	1,887	505	3,180	23,651	149,168	350,832	1,115	113,935	76,209	113,935	19,768	4,115	4,115	113,935	19,768	4,115	4,115	113,935	19,768	4,115	4,115	113,935	19,768	4,115	4,115	113,935	19,768	4,115	4,115	
6-S-L.H.	-	-	-	-	-	-	-	-	-	-	-	-	-	-	-	-	-	-	-	-	-	-	-	-	-	-	-	-	-	-	
7-L.H.	-	-	-	-	-	-	-	-	-	-	-	-	-	-	-	-	-	-	-	-	-	-	-	-	-	-	-	-	-	-	
8-S-O.C.	-	-	-	-	-	-	-	-	-	-	-	-	-	-	-	-	-	-	-	-	-	-	-	-	-	-	-	-	-	-	
9-O.O.	-	-	-	-	-	-	-	-	-	-	-	-	-	-	-	-	-	-	-	-	-	-	-	-	-	-	-	-	-	-	
<b>Total</b>	38	6,009	752	12,774	76,533	372,438	765,122	265,097	43,237	6,690	1,105	480	1,079	1,548,826	97.4																
<b>Spotteds:</b>																															
1-C.H.	-	-	-	-	-	-	-	-	-	-	-	-	-	-	-	-	-	-	-	-	-	-	-	-	-	-	-	-	-	-	
2-S.H.	16	83	16	83	163	838	4,235	591	33	163	591	9	9	4,235	591	9	9	4,235	591	9	9	4,235	591	9	9	4,235	591	9	9	4,235	
3-M.	-	-	-	-	-	-	-	-	-	-	-	-	-	-	-	-	-	-	-	-	-	-	-	-	-	-	-	-	-	-	
4-S-L.H.	-	-	-	-	-	-	-	-	-	-	-	-	-	-	-	-	-	-	-	-	-	-	-	-	-	-	-	-	-	-	
5-L.H.	-	-	-	-	-	-	-	-	-	-	-	-	-	-	-	-	-	-	-	-	-	-	-	-	-	-	-	-	-	-	
<b>Total</b>	16	225	10	598	6,458	10,945	13,216	1,070	67	1,070	67	10	7	12,562	7	7	12,562	7	7	12,562	7	7	12,562	7	7	12,562	7	7	12,562		
<b>Tinged:</b>																															
3-O.H.	-	-	-	-	-	-	-	-	-	-	-	-	-	-	-	-	-	-	-	-	-	-	-	-	-	-	-	-	-	-	
4-S.H.	-	-	-	-	-	-	-	-	-	-	-	-	-	-	-	-	-	-	-	-	-	-	-	-	-	-	-	-	-	-	
5-M.	-	-	-	-	-	-	-	-	-	-	-	-	-	-	-	-	-	-	-	-	-	-	-	-	-	-	-	-	-	-	
6-S-L.H.	-	-	-	-	-	-	-	-	-	-	-	-	-	-	-	-	-	-	-	-	-	-	-	-	-	-	-	-	-	-	
7-L.H.	-	-	-	-	-	-	-	-	-	-	-	-	-	-	-	-	-	-	-	-	-	-	-	-	-	-	-	-	-	-	
<b>Total</b>	-	-	-	-	-	-	-	-	-	-	-	-	-	-	-	-	-	-	-	-	-	-	-	-	-	-	-	-	-	-	
<b>Grey:</b>																															
3-O.H.	-	-	-	-	-	-	-	-	-	-	-	-	-	-	-	-	-	-	-	-	-	-	-	-	-	-	-	-	-	-	
4-S.H.	-	-	-	-	-	-	-	-	-	-	-	-	-	-	-	-	-	-	-	-	-	-	-	-	-	-	-	-	-	-	
5-M.	-	-	-	-	-	-	-	-	-	-	-	-	-	-	-	-	-	-	-	-	-	-	-	-	-	-	-	-	-	-	
6-S-L.H.	-	-	-	-	-	-	-	-	-	-	-	-	-	-	-	-	-	-	-	-	-	-	-	-	-	-	-	-	-	-	
<b>Total</b>	-	-	-	-	-	-	-	-	-	-	-	-	-	-	-	-	-	-	-	-	-	-	-	-	-	-	-	-	-	-	
<b>Below Grade</b>	-	-	-	-	-	-	-	-	-	-	-	-	-	-	-	-	-	-	-	-	-	-	-	-	-	-	-	-	-	-	
<b>All grades</b>	38	6,244	762	13,399	83,320	386,838	781,691	263,373	43,350	6,690	1,115	480	1,086	1,588,874	100.0																
<b>All grades</b>	*	*	*	*	*	*	*	*	*	*	*	*	*	*	*	*	*	*	*	*	*	*	*	*	*	*	*	*	*	*	*

1/ As reported by the Bureau of the Census, running bales, linters excluded.  
 \* Less than 0.05 percent.  
 Percentage rough preparation. . . . . 1.4  
 Grade index . . . . . 96.9  
 Average staple length . . . . . 33.8



Table 22.-- Grade and staple length of upland cotton ginned in New Mexico, 1951-52

Grade	13/16 inch and shorter		7/8 inch		29/32 inch		15/16 inch		31/32 inch		1 inch		1-1/32 inches		1-1/16 inches		1-1/8 inches		1-5/32 inches		1-3/16 inches		1-7/32 inches		1-1/4 inches and longer		All lengths	
	Bales	Percent	Bales	Percent	Bales	Percent	Bales	Percent	Bales	Percent	Bales	Percent	Bales	Percent	Bales	Percent	Bales	Percent	Bales	Percent	Bales	Percent	Bales	Percent	Bales	Percent	Bales	Percent
<b>Extra White:</b>																												
3-0-N.	1	19	9	91	6	14	70	392	2,061	2,364	1,267	300	24	6,199	2.5													
4-0-N.	25	144	92	888	747	2,619	7,696	13,280	20,695	15,396	5,619	1,050	77	67,360	26.0													
5-N.	270	1,560	267	2,322	2,131	5,201	13,183	16,934	15,851	7,029	1,610	188	30	61,661	24.5													
6-5-L-N.	1,134	2,334	240	1,110	4,519	4,728	6,158	6,116	2,993	915	177	14		39,574	11.8													
7-1-N.	687	1,138	22	801	1,969	1,123	1,089	477	216	35	10			11,041	4.2													
8-5-O-O.	219	410	1	197	3	3	5	8	5	1	2			3,955	1.5													
9-O-O.																												
<b>Total</b>	2,316	5,105	631	6,327	1,992	13,744	29,254	37,157	41,821	25,747	8,685	1,553	131	183,161	70.5													
<b>Spotted:</b>																												
3-0-N.	1	9	72	5	6	12	170	223	47	4				538	.2													
4-0-N.	72	353	322	1,332	322	938	3,463	1,870	346	280	17			11,556	4.4													
5-N.	1,359	2,515	749	3,349	1,552	3,847	3,057	51	6					17,849	6.9													
6-5-L-N.	3,266	7,465	123	9,116	160	351	847	231	2					22,802	8.8													
7-1-N.	2,333	7,125	12	4,643	16	24	105	3	2					15,451	5.9													
<b>Total</b>	7,536	18,472	514	17,763	1,253	7,510	2,859	4,932	2,492	379	28			68,196	26.2													
<b>Tinted:</b>																												
3-0-N.	5	27	1	34	24	3								97	.4													
4-0-N.	119	470	3	676	94	17								1,415	.5													
5-N.	386	971		742	26	2								2,344	.9													
6-5-L-N.	455	684		203	10									1,358	.5													
<b>Total</b>	995	2,152	1	1,655	3	164	22	22						5,014	1.9													
<b>Yellow Stained:</b>																												
3-0-N.																												
4-0-N.	26	148	47	315	71	45		6	3					552	.2													
5-N.	199	436	40	227	96	35		3						1,091	.4													
6-5-L-N.	5	6		1	1			1						15	.0													
<b>Total</b>	230	590	87	373	60	168	80	57	10	3				1,658	.6													
<b>Gray:</b>																												
3-0-N.																												
4-0-N.																												
5-N.																												
6-5-L-N.																												
<b>Total</b>	868	954		206		28	1	1	1					2,059	.8													
<b>All Grades</b>	11,997	27,273	1,233	26,324	3,208	17,568	16,706	32,742	44,316	26,126	8,713	1,553	131	176,090	100.0													
<b>All grades</b>	4.6	10.5	0.5	10.1	1.3	6.4	6.4	12.6	17.0	10.0	3.4	0.6	0.1	100.0														

1/ As reported by the Bureau of the Census, running bales, linters excluded.  
 2/ Percentage of rough preparation . . . . . 0.3  
 Grade index . . . . . 95.1  
 Average staple length . . . . . 33.3





Table 2h.-- Grade and staple length of upland cotton ginned in Oklahoma, 1951-52

Grade	1 1/16 inch and shorter		7/8 inch		29/32 inch		15/16 inch		31/32 inch		1 inch		1-1/32 inches		1-1/16 inches		1-1/8 inches		1-5/32 inches		1-3/16 inches		1-7/32 inches		1-1/4 inches and longer		All lengths						
	Bales	Percent	Bales	Percent	Bales	Percent	Bales	Percent	Bales	Percent	Bales	Percent	Bales	Percent	Bales	Percent	Bales	Percent	Bales	Percent	Bales	Percent	Bales	Percent	Bales	Percent	Bales	Percent					
<b>Whites:</b>																																	
1-M.P.	-	-	-	-	-	-	-	-	-	-	-	-	-	-	-	-	-	-	-	-	-	-	-	-	-	-	-	-					
2-S.O.M.	-	-	-	-	-	-	-	-	-	-	-	-	-	-	-	-	-	-	-	-	-	-	-	-	-	-	-	-					
3-O.M.	-	-	56	23	666	188	283	12	36	-	-	-	-	-	-	-	-	-	-	-	-	-	-	-	-	-	-	-					
4-S.M.	1,558	2,708	949	3,090	1,430	1,363	283	188	12	36	-	-	-	-	-	-	-	-	-	-	-	-	-	-	-	-	-	-	-				
5-M.	1,389	3,661	2,003	7,995	6,848	15,387	6,533	1,152	298	38	-	-	-	-	-	-	-	-	-	-	-	-	-	-	-	-	-	-	-	-			
6-S.L.M.	3,088	10,645	7,995	15,387	6,848	15,387	6,533	1,152	298	38	-	-	-	-	-	-	-	-	-	-	-	-	-	-	-	-	-	-	-	-	-		
7-L.M.	1,663	5,185	4,910	11,531	4,106	10,006	3,835	1,337	439	10	-	-	-	-	-	-	-	-	-	-	-	-	-	-	-	-	-	-	-	-	-		
8-S.O.O.	1,666	1,412	2,192	1,201	2,984	1,307	614	165	47	-	-	-	-	-	-	-	-	-	-	-	-	-	-	-	-	-	-	-	-	-	-		
9-O.O.	54	292	165	36	239	110	36	-	-	-	-	-	-	-	-	-	-	-	-	-	-	-	-	-	-	-	-	-	-	-	-		
<b>Total</b>	8,258	24,106	17,236	33,984	14,367	10,659	3,658	1,361	82	87	-	-	-	-	-	-	-	-	-	-	-	-	-	-	-	-	-	-	-	-	-	-	
<b>Spotted:</b>																																	
3-O.M.	3,033	4,981	1,478	824	362	352	161	161	28	-	-	-	-	-	-	-	-	-	-	-	-	-	-	-	-	-	-	-	-	-	-	-	
4-S.M.	20,271	40,553	18,291	21,001	5,937	3,375	1,114	327	190	18	-	-	-	-	-	-	-	-	-	-	-	-	-	-	-	-	-	-	-	-	-	-	
5-M.	18,352	41,223	21,447	26,309	5,817	3,849	662	190	18	-	-	-	-	-	-	-	-	-	-	-	-	-	-	-	-	-	-	-	-	-	-	-	
6-S.L.M.	8,406	18,312	6,403	10,819	2,457	1,768	281	108	12	-	-	-	-	-	-	-	-	-	-	-	-	-	-	-	-	-	-	-	-	-	-	-	
7-L.M.	2,315	4,650	2,151	3,613	950	668	73	53	-	-	-	-	-	-	-	-	-	-	-	-	-	-	-	-	-	-	-	-	-	-	-	-	
<b>Total</b>	52,377	109,719	52,215	62,571	15,523	10,012	2,321	706	53	56	-	-	-	-	-	-	-	-	-	-	-	-	-	-	-	-	-	-	-	-	-	-	-
<b>Tinged:</b>																																	
3-O.M.	41	26	360	321	42	19	-	-	-	-	-	-	-	-	-	-	-	-	-	-	-	-	-	-	-	-	-	-	-	-	-	-	-
4-S.M.	553	1,105	1,799	2,004	271	116	-	-	-	-	-	-	-	-	-	-	-	-	-	-	-	-	-	-	-	-	-	-	-	-	-	-	-
5-M.	2,002	5,317	3,776	5,666	2,999	1,62	18	9	-	-	-	-	-	-	-	-	-	-	-	-	-	-	-	-	-	-	-	-	-	-	-	-	-
6-S.L.M.	2,179	5,666	3,776	5,666	2,999	1,62	18	9	-	-	-	-	-	-	-	-	-	-	-	-	-	-	-	-	-	-	-	-	-	-	-	-	-
7-L.M.	897	2,054	518	1,113	126	114	-	-	-	-	-	-	-	-	-	-	-	-	-	-	-	-	-	-	-	-	-	-	-	-	-	-	-
<b>Total</b>	5,702	14,168	4,453	6,242	738	441	18	9	-	-	-	-	-	-	-	-	-	-	-	-	-	-	-	-	-	-	-	-	-	-	-	-	-
<b>Yellow Stained:</b>																																	
3-O.M.	-	-	45	17	-	-	-	-	-	-	-	-	-	-	-	-	-	-	-	-	-	-	-	-	-	-	-	-	-	-	-	-	-
4-S.M.	86	210	212	280	9	-	-	-	-	-	-	-	-	-	-	-	-	-	-	-	-	-	-	-	-	-	-	-	-	-	-	-	-
5-M.	831	1,247	212	280	9	-	-	-	-	-	-	-	-	-	-	-	-	-	-	-	-	-	-	-	-	-	-	-	-	-	-	-	-
<b>Total</b>	917	1,457	257	297	9	-	-	-	-	-	-	-	-	-	-	-	-	-	-	-	-	-	-	-	-	-	-	-	-	-	-	-	-
<b>Gray:</b>																																	
3-O.M.	-	-	9	-	-	-	-	-	-	-	-	-	-	-	-	-	-	-	-	-	-	-	-	-	-	-	-	-	-	-	-	-	-
4-S.M.	187	104	84	9	-	-	-	-	-	-	-	-	-	-	-	-	-	-	-	-	-	-	-	-	-	-	-	-	-	-	-	-	-
5-M.	126	200	84	9	-	-	-	-	-	-	-	-	-	-	-	-	-	-	-	-	-	-	-	-	-	-	-	-	-	-	-	-	-
6-S.L.M.	60	74	-	9	-	-	-	-	-	-	-	-	-	-	-	-	-	-	-	-	-	-	-	-	-	-	-	-	-	-	-	-	-
<b>Total</b>	373	378	93	18	-	-	-	-	-	-	-	-	-	-	-	-	-	-	-	-	-	-	-	-	-	-	-	-	-	-	-	-	-
<b>Below Grade</b>	592	1,085	139	405	35	9	-	-	-	-	-	-	-	-	-	-	-	-	-	-	-	-	-	-	-	-	-	-	-	-	-	-	-
<b>All grades</b>	68,219	150,913	74,393	103,517	30,672	21,121	5,997	2,076	135	143	-	-	-	-	-	-	-	-	-	-	-	-	-	-	-	-	-	-	-	-	-	-	-
<b>All grades</b>	14.9	33.1	16.3	22.6	6.7	4.6	1.3	0.5	0.5	0.5	0.5	0.5	0.5	0.5	0.5	0.5	0.5	0.5	0.5	0.5	0.5	0.5	0.5	0.5	0.5	0.5	0.5	0.5	0.5	0.5	0.5	0.5	0.5

As reported by the Bureau of the Census, running bales, linters excluded.  
 Percentage rough preparation . . . . . 0.7  
 Grade index . . . . . 91.2  
 Average staple length . . . . . 28.8

Table 25. -- Grade and staple length of upland cotton ginned in South Carolina, 1951-52

Grade	13/16 inch and shorter		7/8 inch		29/32 inch		15/16 inch		31/32 inch		1 inch		1-1/32 inches		1-1/16 inches		1-1/8 inches		1-1/4 inches		1-1/2 inches and longer		All lengths																																																																																																																																																																																																																																																																																																																																																																																																																																																																																																																																																																																																																																																																																																																																																																																																																																																																																			
	Bales	Percent	Bales	Percent	Bales	Percent	Bales	Percent	Bales	Percent	Bales	Percent	Bales	Percent	Bales	Percent	Bales	Percent	Bales	Percent	Bales	Percent	Bales	Percent																																																																																																																																																																																																																																																																																																																																																																																																																																																																																																																																																																																																																																																																																																																																																																																																																																																																																		
White:																									1-M.F.	-	-	-	-	-	-	-	-	-	-	-	-	-	-	-	-	-	-	-	-	-	-	-	-	2-S.O.M.	-	-	-	-	-	-	-	-	-	-	-	-	-	-	-	-	-	-	-	-	-	-	-	-	3-O.M.	-	-	-	-	-	-	-	-	-	-	-	-	-	-	-	-	-	-	-	-	-	-	-	-	4-S.M.	-	-	-	-	-	-	-	-	-	-	-	-	-	-	-	-	-	-	-	-	-	-	-	-	5-M.	-	-	-	-	-	-	-	-	-	-	-	-	-	-	-	-	-	-	-	-	-	-	-	-	6-S.L.M.	-	-	-	-	-	-	-	-	-	-	-	-	-	-	-	-	-	-	-	-	-	-	-	-	7-L.M.	-	-	-	-	-	-	-	-	-	-	-	-	-	-	-	-	-	-	-	-	-	-	-	-	8-S.O.O.	-	-	-	-	-	-	-	-	-	-	-	-	-	-	-	-	-	-	-	-	-	-	-	-	9-O.O.	-	-	-	-	-	-	-	-	-	-	-	-	-	-	-	-	-	-	-	-	-	-	-	-	Total	-	-	-	-	-	-	-	-	-	-	-	-	-	-	-	-	-	-	-	-	-	-	-	-	Spotted:																									3-O.M.	-	-	-	-	-	-	-	-	-	-	-	-	-	-	-	-	-	-	-	-	-	-	-	-	4-S.M.	-	-	-	-	-	-	-	-	-	-	-	-	-	-	-	-	-	-	-	-	-	-	-	-	5-M.	-	-	-	-	-	-	-	-	-	-	-	-	-	-	-	-	-	-	-	-	-	-	-	-	6-S.L.M.	-	-	-	-	-	-	-	-	-	-	-	-	-	-	-	-	-	-	-	-	-	-	-	-	7-L.M.	-	-	-	-	-	-	-	-	-	-	-	-	-	-	-	-	-	-	-	-	-	-	-	-	Total	-	-	-	-	-	-	-	-	-	-	-	-	-	-	-	-	-	-	-	-	-	-	-	-	Tinged:																									3-O.M.	-	-	-	-	-	-	-	-	-	-	-	-	-	-	-	-	-	-	-	-	-	-	-	-	4-S.M.	-	-	-	-	-	-	-	-	-	-	-	-	-	-	-	-	-	-	-	-	-	-	-	-	5-M.	-	-	-	-	-	-	-	-	-	-	-	-	-	-	-	-	-	-	-	-	-	-	-	-	6-S.L.M.	-	-	-	-	-	-	-	-	-	-	-	-	-	-	-	-	-	-	-	-	-	-	-	-	7-L.M.	-	-	-	-	-	-	-	-	-	-	-	-	-	-	-	-	-	-	-	-	-	-	-	-	Total	-	-	-	-	-	-	-	-	-	-	-	-	-	-	-	-	-	-	-	-	-	-	-	-	Gray:																									3-O.M.	-	-	-	-	-	-	-	-	-	-	-	-	-	-	-	-	-	-	-	-	-	-	-	-	4-S.M.	-	-	-	-	-	-	-	-	-	-	-	-	-	-	-	-	-	-	-	-	-	-	-	-	5-M.	-	-	-	-	-	-	-	-	-	-	-	-	-	-	-	-	-	-	-	-	-	-	-	-	6-S.L.M.	-	-	-	-	-	-	-	-	-	-	-	-	-	-	-	-	-	-	-	-	-	-	-	-	7-L.M.	-	-	-	-	-	-	-	-	-	-	-	-	-	-	-	-	-	-	-	-	-	-	-	-	Total	-	-	-	-	-	-	-	-	-	-	-	-	-	-	-	-	-	-	-	-	-	-	-	-	Below grade	-	-	-	-	-	-	-	-	-	-	-	-	-	-	-	-	-	-	-	-	-	-	-	-	All grades	-	-	-	-	-	-	-	-	-	-	-	-	-	-	-	-	-	-	-	-	-	-	-	-	All grades	-	-	-	-	-	-	-	-	-	-	-	-	-	-	-	-	-	-	-	-	-	-	-	-
1-M.F.	-	-	-	-	-	-	-	-	-	-	-	-	-	-	-	-	-	-	-	-	-	-	-	-	2-S.O.M.	-	-	-	-	-	-	-	-	-	-	-	-	-	-	-	-	-	-	-	-	-	-	-	-	3-O.M.	-	-	-	-	-	-	-	-	-	-	-	-	-	-	-	-	-	-	-	-	-	-	-	-	4-S.M.	-	-	-	-	-	-	-	-	-	-	-	-	-	-	-	-	-	-	-	-	-	-	-	-	5-M.	-	-	-	-	-	-	-	-	-	-	-	-	-	-	-	-	-	-	-	-	-	-	-	-	6-S.L.M.	-	-	-	-	-	-	-	-	-	-	-	-	-	-	-	-	-	-	-	-	-	-	-	-	7-L.M.	-	-	-	-	-	-	-	-	-	-	-	-	-	-	-	-	-	-	-	-	-	-	-	-	8-S.O.O.	-	-	-	-	-	-	-	-	-	-	-	-	-	-	-	-	-	-	-	-	-	-	-	-	9-O.O.	-	-	-	-	-	-	-	-	-	-	-	-	-	-	-	-	-	-	-	-	-	-	-	-	Total	-	-	-	-	-	-	-	-	-	-	-	-	-	-	-	-	-	-	-	-	-	-	-	-	Spotted:																									3-O.M.	-	-	-	-	-	-	-	-	-	-	-	-	-	-	-	-	-	-	-	-	-	-	-	-	4-S.M.	-	-	-	-	-	-	-	-	-	-	-	-	-	-	-	-	-	-	-	-	-	-	-	-	5-M.	-	-	-	-	-	-	-	-	-	-	-	-	-	-	-	-	-	-	-	-	-	-	-	-	6-S.L.M.	-	-	-	-	-	-	-	-	-	-	-	-	-	-	-	-	-	-	-	-	-	-	-	-	7-L.M.	-	-	-	-	-	-	-	-	-	-	-	-	-	-	-	-	-	-	-	-	-	-	-	-	Total	-	-	-	-	-	-	-	-	-	-	-	-	-	-	-	-	-	-	-	-	-	-	-	-	Tinged:																									3-O.M.	-	-	-	-	-	-	-	-	-	-	-	-	-	-	-	-	-	-	-	-	-	-	-	-	4-S.M.	-	-	-	-	-	-	-	-	-	-	-	-	-	-	-	-	-	-	-	-	-	-	-	-	5-M.	-	-	-	-	-	-	-	-	-	-	-	-	-	-	-	-	-	-	-	-	-	-	-	-	6-S.L.M.	-	-	-	-	-	-	-	-	-	-	-	-	-	-	-	-	-	-	-	-	-	-	-	-	7-L.M.	-	-	-	-	-	-	-	-	-	-	-	-	-	-	-	-	-	-	-	-	-	-	-	-	Total	-	-	-	-	-	-	-	-	-	-	-	-	-	-	-	-	-	-	-	-	-	-	-	-	Gray:																									3-O.M.	-	-	-	-	-	-	-	-	-	-	-	-	-	-	-	-	-	-	-	-	-	-	-	-	4-S.M.	-	-	-	-	-	-	-	-	-	-	-	-	-	-	-	-	-	-	-	-	-	-	-	-	5-M.	-	-	-	-	-	-	-	-	-	-	-	-	-	-	-	-	-	-	-	-	-	-	-	-	6-S.L.M.	-	-	-	-	-	-	-	-	-	-	-	-	-	-	-	-	-	-	-	-	-	-	-	-	7-L.M.	-	-	-	-	-	-	-	-	-	-	-	-	-	-	-	-	-	-	-	-	-	-	-	-	Total	-	-	-	-	-	-	-	-	-	-	-	-	-	-	-	-	-	-	-	-	-	-	-	-	Below grade	-	-	-	-	-	-	-	-	-	-	-	-	-	-	-	-	-	-	-	-	-	-	-	-	All grades	-	-	-	-	-	-	-	-	-	-	-	-	-	-	-	-	-	-	-	-	-	-	-	-	All grades	-	-	-	-	-	-	-	-	-	-	-	-	-	-	-	-	-	-	-	-	-	-	-	-																									
2-S.O.M.	-	-	-	-	-	-	-	-	-	-	-	-	-	-	-	-	-	-	-	-	-	-	-	-	3-O.M.	-	-	-	-	-	-	-	-	-	-	-	-	-	-	-	-	-	-	-	-	-	-	-	-	4-S.M.	-	-	-	-	-	-	-	-	-	-	-	-	-	-	-	-	-	-	-	-	-	-	-	-	5-M.	-	-	-	-	-	-	-	-	-	-	-	-	-	-	-	-	-	-	-	-	-	-	-	-	6-S.L.M.	-	-	-	-	-	-	-	-	-	-	-	-	-	-	-	-	-	-	-	-	-	-	-	-	7-L.M.	-	-	-	-	-	-	-	-	-	-	-	-	-	-	-	-	-	-	-	-	-	-	-	-	8-S.O.O.	-	-	-	-	-	-	-	-	-	-	-	-	-	-	-	-	-	-	-	-	-	-	-	-	9-O.O.	-	-	-	-	-	-	-	-	-	-	-	-	-	-	-	-	-	-	-	-	-	-	-	-	Total	-	-	-	-	-	-	-	-	-	-	-	-	-	-	-	-	-	-	-	-	-	-	-	-	Spotted:																									3-O.M.	-	-	-	-	-	-	-	-	-	-	-	-	-	-	-	-	-	-	-	-	-	-	-	-	4-S.M.	-	-	-	-	-	-	-	-	-	-	-	-	-	-	-	-	-	-	-	-	-	-	-	-	5-M.	-	-	-	-	-	-	-	-	-	-	-	-	-	-	-	-	-	-	-	-	-	-	-	-	6-S.L.M.	-	-	-	-	-	-	-	-	-	-	-	-	-	-	-	-	-	-	-	-	-	-	-	-	7-L.M.	-	-	-	-	-	-	-	-	-	-	-	-	-	-	-	-	-	-	-	-	-	-	-	-	Total	-	-	-	-	-	-	-	-	-	-	-	-	-	-	-	-	-	-	-	-	-	-	-	-	Tinged:																									3-O.M.	-	-	-	-	-	-	-	-	-	-	-	-	-	-	-	-	-	-	-	-	-	-	-	-	4-S.M.	-	-	-	-	-	-	-	-	-	-	-	-	-	-	-	-	-	-	-	-	-	-	-	-	5-M.	-	-	-	-	-	-	-	-	-	-	-	-	-	-	-	-	-	-	-	-	-	-	-	-	6-S.L.M.	-	-	-	-	-	-	-	-	-	-	-	-	-	-	-	-	-	-	-	-	-	-	-	-	7-L.M.	-	-	-	-	-	-	-	-	-	-	-	-	-	-	-	-	-	-	-	-	-	-	-	-	Total	-	-	-	-	-	-	-	-	-	-	-	-	-	-	-	-	-	-	-	-	-	-	-	-	Gray:																									3-O.M.	-	-	-	-	-	-	-	-	-	-	-	-	-	-	-	-	-	-	-	-	-	-	-	-	4-S.M.	-	-	-	-	-	-	-	-	-	-	-	-	-	-	-	-	-	-	-	-	-	-	-	-	5-M.	-	-	-	-	-	-	-	-	-	-	-	-	-	-	-	-	-	-	-	-	-	-	-	-	6-S.L.M.	-	-	-	-	-	-	-	-	-	-	-	-	-	-	-	-	-	-	-	-	-	-	-	-	7-L.M.	-	-	-	-	-	-	-	-	-	-	-	-	-	-	-	-	-	-	-	-	-	-	-	-	Total	-	-	-	-	-	-	-	-	-	-	-	-	-	-	-	-	-	-	-	-	-	-	-	-	Below grade	-	-	-	-	-	-	-	-	-	-	-	-	-	-	-	-	-	-	-	-	-	-	-	-	All grades	-	-	-	-	-	-	-	-	-	-	-	-	-	-	-	-	-	-	-	-	-	-	-	-	All grades	-	-	-	-	-	-	-	-	-	-	-	-	-	-	-	-	-	-	-	-	-	-	-	-																																																		
3-O.M.	-	-	-	-	-	-	-	-	-	-	-	-	-	-	-	-	-	-	-	-	-	-	-	-	4-S.M.	-	-	-	-	-	-	-	-	-	-	-	-	-	-	-	-	-	-	-	-	-	-	-	-	5-M.	-	-	-	-	-	-	-	-	-	-	-	-	-	-	-	-	-	-	-	-	-	-	-	-	6-S.L.M.	-	-	-	-	-	-	-	-	-	-	-	-	-	-	-	-	-	-	-	-	-	-	-	-	7-L.M.	-	-	-	-	-	-	-	-	-	-	-	-	-	-	-	-	-	-	-	-	-	-	-	-	8-S.O.O.	-	-	-	-	-	-	-	-	-	-	-	-	-	-	-	-	-	-	-	-	-	-	-	-	9-O.O.	-	-	-	-	-	-	-	-	-	-	-	-	-	-	-	-	-	-	-	-	-	-	-	-	Total	-	-	-	-	-	-	-	-	-	-	-	-	-	-	-	-	-	-	-	-	-	-	-	-	Spotted:																									3-O.M.	-	-	-	-	-	-	-	-	-	-	-	-	-	-	-	-	-	-	-	-	-	-	-	-	4-S.M.	-	-	-	-	-	-	-	-	-	-	-	-	-	-	-	-	-	-	-	-	-	-	-	-	5-M.	-	-	-	-	-	-	-	-	-	-	-	-	-	-	-	-	-	-	-	-	-	-	-	-	6-S.L.M.	-	-	-	-	-	-	-	-	-	-	-	-	-	-	-	-	-	-	-	-	-	-	-	-	7-L.M.	-	-	-	-	-	-	-	-	-	-	-	-	-	-	-	-	-	-	-	-	-	-	-	-	Total	-	-	-	-	-	-	-	-	-	-	-	-	-	-	-	-	-	-	-	-	-	-	-	-	Tinged:																									3-O.M.	-	-	-	-	-	-	-	-	-	-	-	-	-	-	-	-	-	-	-	-	-	-	-	-	4-S.M.	-	-	-	-	-	-	-	-	-	-	-	-	-	-	-	-	-	-	-	-	-	-	-	-	5-M.	-	-	-	-	-	-	-	-	-	-	-	-	-	-	-	-	-	-	-	-	-	-	-	-	6-S.L.M.	-	-	-	-	-	-	-	-	-	-	-	-	-	-	-	-	-	-	-	-	-	-	-	-	7-L.M.	-	-	-	-	-	-	-	-	-	-	-	-	-	-	-	-	-	-	-	-	-	-	-	-	Total	-	-	-	-	-	-	-	-	-	-	-	-	-	-	-	-	-	-	-	-	-	-	-	-	Gray:																									3-O.M.	-	-	-	-	-	-	-	-	-	-	-	-	-	-	-	-	-	-	-	-	-	-	-	-	4-S.M.	-	-	-	-	-	-	-	-	-	-	-	-	-	-	-	-	-	-	-	-	-	-	-	-	5-M.	-	-	-	-	-	-	-	-	-	-	-	-	-	-	-	-	-	-	-	-	-	-	-	-	6-S.L.M.	-	-	-	-	-	-	-	-	-	-	-	-	-	-	-	-	-	-	-	-	-	-	-	-	7-L.M.	-	-	-	-	-	-	-	-	-	-	-	-	-	-	-	-	-	-	-	-	-	-	-	-	Total	-	-	-	-	-	-	-	-	-	-	-	-	-	-	-	-	-	-	-	-	-	-	-	-	Below grade	-	-	-	-	-	-	-	-	-	-	-	-	-	-	-	-	-	-	-	-	-	-	-	-	All grades	-	-	-	-	-	-	-	-	-	-	-	-	-	-	-	-	-	-	-	-	-	-	-	-	All grades	-	-	-	-	-	-	-	-	-	-	-	-	-	-	-	-	-	-	-	-	-	-	-	-																																																																											
4-S.M.	-	-	-	-	-	-	-	-	-	-	-	-	-	-	-	-	-	-	-	-	-	-	-	-	5-M.	-	-	-	-	-	-	-	-	-	-	-	-	-	-	-	-	-	-	-	-	-	-	-	-	6-S.L.M.	-	-	-	-	-	-	-	-	-	-	-	-	-	-	-	-	-	-	-	-	-	-	-	-	7-L.M.	-	-	-	-	-	-	-	-	-	-	-	-	-	-	-	-	-	-	-	-	-	-	-	-	8-S.O.O.	-	-	-	-	-	-	-	-	-	-	-	-	-	-	-	-	-	-	-	-	-	-	-	-	9-O.O.	-	-	-	-	-	-	-	-	-	-	-	-	-	-	-	-	-	-	-	-	-	-	-	-	Total	-	-	-	-	-	-	-	-	-	-	-	-	-	-	-	-	-	-	-	-	-	-	-	-	Spotted:																									3-O.M.	-	-	-	-	-	-	-	-	-	-	-	-	-	-	-	-	-	-	-	-	-	-	-	-	4-S.M.	-	-	-	-	-	-	-	-	-	-	-	-	-	-	-	-	-	-	-	-	-	-	-	-	5-M.	-	-	-	-	-	-	-	-	-	-	-	-	-	-	-	-	-	-	-	-	-	-	-	-	6-S.L.M.	-	-	-	-	-	-	-	-	-	-	-	-	-	-	-	-	-	-	-	-	-	-	-	-	7-L.M.	-	-	-	-	-	-	-	-	-	-	-	-	-	-	-	-	-	-	-	-	-	-	-	-	Total	-	-	-	-	-	-	-	-	-	-	-	-	-	-	-	-	-	-	-	-	-	-	-	-	Tinged:																									3-O.M.	-	-	-	-	-	-	-	-	-	-	-	-	-	-	-	-	-	-	-	-	-	-	-	-	4-S.M.	-	-	-	-	-	-	-	-	-	-	-	-	-	-	-	-	-	-	-	-	-	-	-	-	5-M.	-	-	-	-	-	-	-	-	-	-	-	-	-	-	-	-	-	-	-	-	-	-	-	-	6-S.L.M.	-	-	-	-	-	-	-	-	-	-	-	-	-	-	-	-	-	-	-	-	-	-	-	-	7-L.M.	-	-	-	-	-	-	-	-	-	-	-	-	-	-	-	-	-	-	-	-	-	-	-	-	Total	-	-	-	-	-	-	-	-	-	-	-	-	-	-	-	-	-	-	-	-	-	-	-	-	Gray:																									3-O.M.	-	-	-	-	-	-	-	-	-	-	-	-	-	-	-	-	-	-	-	-	-	-	-	-	4-S.M.	-	-	-	-	-	-	-	-	-	-	-	-	-	-	-	-	-	-	-	-	-	-	-	-	5-M.	-	-	-	-	-	-	-	-	-	-	-	-	-	-	-	-	-	-	-	-	-	-	-	-	6-S.L.M.	-	-	-	-	-	-	-	-	-	-	-	-	-	-	-	-	-	-	-	-	-	-	-	-	7-L.M.	-	-	-	-	-	-	-	-	-	-	-	-	-	-	-	-	-	-	-	-	-	-	-	-	Total	-	-	-	-	-	-	-	-	-	-	-	-	-	-	-	-	-	-	-	-	-	-	-	-	Below grade	-	-	-	-	-	-	-	-	-	-	-	-	-	-	-	-	-	-	-	-	-	-	-	-	All grades	-	-	-	-	-	-	-	-	-	-	-	-	-	-	-	-	-	-	-	-	-	-	-	-	All grades	-	-	-	-	-	-	-	-	-	-	-	-	-	-	-	-	-	-	-	-	-	-	-	-																																																																																																				
5-M.	-	-	-	-	-	-	-	-	-	-	-	-	-	-	-	-	-	-	-	-	-	-	-	-	6-S.L.M.	-	-	-	-	-	-	-	-	-	-	-	-	-	-	-	-	-	-	-	-	-	-	-	-	7-L.M.	-	-	-	-	-	-	-	-	-	-	-	-	-	-	-	-	-	-	-	-	-	-	-	-	8-S.O.O.	-	-	-	-	-	-	-	-	-	-	-	-	-	-	-	-	-	-	-	-	-	-	-	-	9-O.O.	-	-	-	-	-	-	-	-	-	-	-	-	-	-	-	-	-	-	-	-	-	-	-	-	Total	-	-	-	-	-	-	-	-	-	-	-	-	-	-	-	-	-	-	-	-	-	-	-	-	Spotted:																									3-O.M.	-	-	-	-	-	-	-	-	-	-	-	-	-	-	-	-	-	-	-	-	-	-	-	-	4-S.M.	-	-	-	-	-	-	-	-	-	-	-	-	-	-	-	-	-	-	-	-	-	-	-	-	5-M.	-	-	-	-	-	-	-	-	-	-	-	-	-	-	-	-	-	-	-	-	-	-	-	-	6-S.L.M.	-	-	-	-	-	-	-	-	-	-	-	-	-	-	-	-	-	-	-	-	-	-	-	-	7-L.M.	-	-	-	-	-	-	-	-	-	-	-	-	-	-	-	-	-	-	-	-	-	-	-	-	Total	-	-	-	-	-	-	-	-	-	-	-	-	-	-	-	-	-	-	-	-	-	-	-	-	Tinged:																									3-O.M.	-	-	-	-	-	-	-	-	-	-	-	-	-	-	-	-	-	-	-	-	-	-	-	-	4-S.M.	-	-	-	-	-	-	-	-	-	-	-	-	-	-	-	-	-	-	-	-	-	-	-	-	5-M.	-	-	-	-	-	-	-	-	-	-	-	-	-	-	-	-	-	-	-	-	-	-	-	-	6-S.L.M.	-	-	-	-	-	-	-	-	-	-	-	-	-	-	-	-	-	-	-	-	-	-	-	-	7-L.M.	-	-	-	-	-	-	-	-	-	-	-	-	-	-	-	-	-	-	-	-	-	-	-	-	Total	-	-	-	-	-	-	-	-	-	-	-	-	-	-	-	-	-	-	-	-	-	-	-	-	Gray:																									3-O.M.	-	-	-	-	-	-	-	-	-	-	-	-	-	-	-	-	-	-	-	-	-	-	-	-	4-S.M.	-	-	-	-	-	-	-	-	-	-	-	-	-	-	-	-	-	-	-	-	-	-	-	-	5-M.	-	-	-	-	-	-	-	-	-	-	-	-	-	-	-	-	-	-	-	-	-	-	-	-	6-S.L.M.	-	-	-	-	-	-	-	-	-	-	-	-	-	-	-	-	-	-	-	-	-	-	-	-	7-L.M.	-	-	-	-	-	-	-	-	-	-	-	-	-	-	-	-	-	-	-	-	-	-	-	-	Total	-	-	-	-	-	-	-	-	-	-	-	-	-	-	-	-	-	-	-	-	-	-	-	-	Below grade	-	-	-	-	-	-	-	-	-	-	-	-	-	-	-	-	-	-	-	-	-	-	-	-	All grades	-	-	-	-	-	-	-	-	-	-	-	-	-	-	-	-	-	-	-	-	-	-	-	-	All grades	-	-	-	-	-	-	-	-	-	-	-	-	-	-	-	-	-	-	-	-	-	-	-	-																																																																																																																													
6-S.L.M.	-	-	-	-	-	-	-	-	-	-	-	-	-	-	-	-	-	-	-	-	-	-	-	-	7-L.M.	-	-	-	-	-	-	-	-	-	-	-	-	-	-	-	-	-	-	-	-	-	-	-	-	8-S.O.O.	-	-	-	-	-	-	-	-	-	-	-	-	-	-	-	-	-	-	-	-	-	-	-	-	9-O.O.	-	-	-	-	-	-	-	-	-	-	-	-	-	-	-	-	-	-	-	-	-	-	-	-	Total	-	-	-	-	-	-	-	-	-	-	-	-	-	-	-	-	-	-	-	-	-	-	-	-	Spotted:																									3-O.M.	-	-	-	-	-	-	-	-	-	-	-	-	-	-	-	-	-	-	-	-	-	-	-	-	4-S.M.	-	-	-	-	-	-	-	-	-	-	-	-	-	-	-	-	-	-	-	-	-	-	-	-	5-M.	-	-	-	-	-	-	-	-	-	-	-	-	-	-	-	-	-	-	-	-	-	-	-	-	6-S.L.M.	-	-	-	-	-	-	-	-	-	-	-	-	-	-	-	-	-	-	-	-	-	-	-	-	7-L.M.	-	-	-	-	-	-	-	-	-	-	-	-	-	-	-	-	-	-	-	-	-	-	-	-	Total	-	-	-	-	-	-	-	-	-	-	-	-	-	-	-	-	-	-	-	-	-	-	-	-	Tinged:																									3-O.M.	-	-	-	-	-	-	-	-	-	-	-	-	-	-	-	-	-	-	-	-	-	-	-	-	4-S.M.	-	-	-	-	-	-	-	-	-	-	-	-	-	-	-	-	-	-	-	-	-	-	-	-	5-M.	-	-	-	-	-	-	-	-	-	-	-	-	-	-	-	-	-	-	-	-	-	-	-	-	6-S.L.M.	-	-	-	-	-	-	-	-	-	-	-	-	-	-	-	-	-	-	-	-	-	-	-	-	7-L.M.	-	-	-	-	-	-	-	-	-	-	-	-	-	-	-	-	-	-	-	-	-	-	-	-	Total	-	-	-	-	-	-	-	-	-	-	-	-	-	-	-	-	-	-	-	-	-	-	-	-	Gray:																									3-O.M.	-	-	-	-	-	-	-	-	-	-	-	-	-	-	-	-	-	-	-	-	-	-	-	-	4-S.M.	-	-	-	-	-	-	-	-	-	-	-	-	-	-	-	-	-	-	-	-	-	-	-	-	5-M.	-	-	-	-	-	-	-	-	-	-	-	-	-	-	-	-	-	-	-	-	-	-	-	-	6-S.L.M.	-	-	-	-	-	-	-	-	-	-	-	-	-	-	-	-	-	-	-	-	-	-	-	-	7-L.M.	-	-	-	-	-	-	-	-	-	-	-	-	-	-	-	-	-	-	-	-	-	-	-	-	Total	-	-	-	-	-	-	-	-	-	-	-	-	-	-	-	-	-	-	-	-	-	-	-	-	Below grade	-	-	-	-	-	-	-	-	-	-	-	-	-	-	-	-	-	-	-	-	-	-	-	-	All grades	-	-	-	-	-	-	-	-	-	-	-	-	-	-	-	-	-	-	-	-	-	-	-	-	All grades	-	-	-	-	-	-	-	-	-	-	-	-	-	-	-	-	-	-	-	-	-	-	-	-																																																																																																																																																						
7-L.M.	-	-	-	-	-	-	-	-	-	-	-	-	-	-	-	-	-	-	-	-	-	-	-	-	8-S.O.O.	-	-	-	-	-	-	-	-	-	-	-	-	-	-	-	-	-	-	-	-	-	-	-	-	9-O.O.	-	-	-	-	-	-	-	-	-	-	-	-	-	-	-	-	-	-	-	-	-	-	-	-	Total	-	-	-	-	-	-	-	-	-	-	-	-	-	-	-	-	-	-	-	-	-	-	-	-	Spotted:																									3-O.M.	-	-	-	-	-	-	-	-	-	-	-	-	-	-	-	-	-	-	-	-	-	-	-	-	4-S.M.	-	-	-	-	-	-	-	-	-	-	-	-	-	-	-	-	-	-	-	-	-	-	-	-	5-M.	-	-	-	-	-	-	-	-	-	-	-	-	-	-	-	-	-	-	-	-	-	-	-	-	6-S.L.M.	-	-	-	-	-	-	-	-	-	-	-	-	-	-	-	-	-	-	-	-	-	-	-	-	7-L.M.	-	-	-	-	-	-	-	-	-	-	-	-	-	-	-	-	-	-	-	-	-	-	-	-	Total	-	-	-	-	-	-	-	-	-	-	-	-	-	-	-	-	-	-	-	-	-	-	-	-	Tinged:																									3-O.M.	-	-	-	-	-	-	-	-	-	-	-	-	-	-	-	-	-	-	-	-	-	-	-	-	4-S.M.	-	-	-	-	-	-	-	-	-	-	-	-	-	-	-	-	-	-	-	-	-	-	-	-	5-M.	-	-	-	-	-	-	-	-	-	-	-	-	-	-	-	-	-	-	-	-	-	-	-	-	6-S.L.M.	-	-	-	-	-	-	-	-	-	-	-	-	-	-	-	-	-	-	-	-	-	-	-	-	7-L.M.	-	-	-	-	-	-	-	-	-	-	-	-	-	-	-	-	-	-	-	-	-	-	-	-	Total	-	-	-	-	-	-	-	-	-	-	-	-	-	-	-	-	-	-	-	-	-	-	-	-	Gray:																									3-O.M.	-	-	-	-	-	-	-	-	-	-	-	-	-	-	-	-	-	-	-	-	-	-	-	-	4-S.M.	-	-	-	-	-	-	-	-	-	-	-	-	-	-	-	-	-	-	-	-	-	-	-	-	5-M.	-	-	-	-	-	-	-	-	-	-	-	-	-	-	-	-	-	-	-	-	-	-	-	-	6-S.L.M.	-	-	-	-	-	-	-	-	-	-	-	-	-	-	-	-	-	-	-	-	-	-	-	-	7-L.M.	-	-	-	-	-	-	-	-	-	-	-	-	-	-	-	-	-	-	-	-	-	-	-	-	Total	-	-	-	-	-	-	-	-	-	-	-	-	-	-	-	-	-	-	-	-	-	-	-	-	Below grade	-	-	-	-	-	-	-	-	-	-	-	-	-	-	-	-	-	-	-	-	-	-	-	-	All grades	-	-	-	-	-	-	-	-	-	-	-	-	-	-	-	-	-	-	-	-	-	-	-	-	All grades	-	-	-	-	-	-	-	-	-	-	-	-	-	-	-	-	-	-	-	-	-	-	-	-																																																																																																																																																																															
8-S.O.O.	-	-	-	-	-	-	-	-	-	-	-	-	-	-	-	-	-	-	-	-	-	-	-	-	9-O.O.	-	-	-	-	-	-	-	-	-	-	-	-	-	-	-	-	-	-	-	-	-	-	-	-	Total	-	-	-	-	-	-	-	-	-	-	-	-	-	-	-	-	-	-	-	-	-	-	-	-	Spotted:																									3-O.M.	-	-	-	-	-	-	-	-	-	-	-	-	-	-	-	-	-	-	-	-	-	-	-	-	4-S.M.	-	-	-	-	-	-	-	-	-	-	-	-	-	-	-	-	-	-	-	-	-	-	-	-	5-M.	-	-	-	-	-	-	-	-	-	-	-	-	-	-	-	-	-	-	-	-	-	-	-	-	6-S.L.M.	-	-	-	-	-	-	-	-	-	-	-	-	-	-	-	-	-	-	-	-	-	-	-	-	7-L.M.	-	-	-	-	-	-	-	-	-	-	-	-	-	-	-	-	-	-	-	-	-	-	-	-	Total	-	-	-	-	-	-	-	-	-	-	-	-	-	-	-	-	-	-	-	-	-	-	-	-	Tinged:																									3-O.M.	-	-	-	-	-	-	-	-	-	-	-	-	-	-	-	-	-	-	-	-	-	-	-	-	4-S.M.	-	-	-	-	-	-	-	-	-	-	-	-	-	-	-	-	-	-	-	-	-	-	-	-	5-M.	-	-	-	-	-	-	-	-	-	-	-	-	-	-	-	-	-	-	-	-	-	-	-	-	6-S.L.M.	-	-	-	-	-	-	-	-	-	-	-	-	-	-	-	-	-	-	-	-	-	-	-	-	7-L.M.	-	-	-	-	-	-	-	-	-	-	-	-	-	-	-	-	-	-	-	-	-	-	-	-	Total	-	-	-	-	-	-	-	-	-	-	-	-	-	-	-	-	-	-	-	-	-	-	-	-	Gray:																									3-O.M.	-	-	-	-	-	-	-	-	-	-	-	-	-	-	-	-	-	-	-	-	-	-	-	-	4-S.M.	-	-	-	-	-	-	-	-	-	-	-	-	-	-	-	-	-	-	-	-	-	-	-	-	5-M.	-	-	-	-	-	-	-	-	-	-	-	-	-	-	-	-	-	-	-	-	-	-	-	-	6-S.L.M.	-	-	-	-	-	-	-	-	-	-	-	-	-	-	-	-	-	-	-	-	-	-	-	-	7-L.M.	-	-	-	-	-	-	-	-	-	-	-	-	-	-	-	-	-	-	-	-	-	-	-	-	Total	-	-	-	-	-	-	-	-	-	-	-	-	-	-	-	-	-	-	-	-	-	-	-	-	Below grade	-	-	-	-	-	-	-	-	-	-	-	-	-	-	-	-	-	-	-	-	-	-	-	-	All grades	-	-	-	-	-	-	-	-	-	-	-	-	-	-	-	-	-	-	-	-	-	-	-	-	All grades	-	-	-	-	-	-	-	-	-	-	-	-	-	-	-	-	-	-	-	-	-	-	-	-																																																																																																																																																																																																								
9-O.O.	-	-	-	-	-	-	-	-	-	-	-	-	-	-	-	-	-	-	-	-	-	-	-	-	Total	-	-	-	-	-	-	-	-	-	-	-	-	-	-	-	-	-	-	-	-	-	-	-	-	Spotted:																									3-O.M.	-	-	-	-	-	-	-	-	-	-	-	-	-	-	-	-	-	-	-	-	-	-	-	-	4-S.M.	-	-	-	-	-	-	-	-	-	-	-	-	-	-	-	-	-	-	-	-	-	-	-	-	5-M.	-	-	-	-	-	-	-	-	-	-	-	-	-	-	-	-	-	-	-	-	-	-	-	-	6-S.L.M.	-	-	-	-	-	-	-	-	-	-	-	-	-	-	-	-	-	-	-	-	-	-	-	-	7-L.M.	-	-	-	-	-	-	-	-	-	-	-	-	-	-	-	-	-	-	-	-	-	-	-	-	Total	-	-	-	-	-	-	-	-	-	-	-	-	-	-	-	-	-	-	-	-	-	-	-	-	Tinged:																									3-O.M.	-	-	-	-	-	-	-	-	-	-	-	-	-	-	-	-	-	-	-	-	-	-	-	-	4-S.M.	-	-	-	-	-	-	-	-	-	-	-	-	-	-	-	-	-	-	-	-	-	-	-	-	5-M.	-	-	-	-	-	-	-	-	-	-	-	-	-	-	-	-	-	-	-	-	-	-	-	-	6-S.L.M.	-	-	-	-	-	-	-	-	-	-	-	-	-	-	-	-	-	-	-	-	-	-	-	-	7-L.M.	-	-	-	-	-	-	-	-	-	-	-	-	-	-	-	-	-	-	-	-	-	-	-	-	Total	-	-	-	-	-	-	-	-	-	-	-	-	-	-	-	-	-	-	-	-	-	-	-	-	Gray:																									3-O.M.	-	-	-	-	-	-	-	-	-	-	-	-	-	-	-	-	-	-	-	-	-	-	-	-	4-S.M.	-	-	-	-	-	-	-	-	-	-	-	-	-	-	-	-	-	-	-	-	-	-	-	-	5-M.	-	-	-	-	-	-	-	-	-	-	-	-	-	-	-	-	-	-	-	-	-	-	-	-	6-S.L.M.	-	-	-	-	-	-	-	-	-	-	-	-	-	-	-	-	-	-	-	-	-	-	-	-	7-L.M.	-	-	-	-	-	-	-	-	-	-	-	-	-	-	-	-	-	-	-	-	-	-	-	-	Total	-	-	-	-	-	-	-	-	-	-	-	-	-	-	-	-	-	-	-	-	-	-	-	-	Below grade	-	-	-	-	-	-	-	-	-	-	-	-	-	-	-	-	-	-	-	-	-	-	-	-	All grades	-	-	-	-	-	-	-	-	-	-	-	-	-	-	-	-	-	-	-	-	-	-	-	-	All grades	-	-	-	-	-	-	-	-	-	-	-	-	-	-	-	-	-	-	-	-	-	-	-	-																																																																																																																																																																																																																																	
Total	-	-	-	-	-	-	-	-	-	-	-	-	-	-	-	-	-	-	-	-	-	-	-	-	Spotted:																									3-O.M.	-	-	-	-	-	-	-	-	-	-	-	-	-	-	-	-	-	-	-	-	-	-	-	-	4-S.M.	-	-	-	-	-	-	-	-	-	-	-	-	-	-	-	-	-	-	-	-	-	-	-	-	5-M.	-	-	-	-	-	-	-	-	-	-	-	-	-	-	-	-	-	-	-	-	-	-	-	-	6-S.L.M.	-	-	-	-	-	-	-	-	-	-	-	-	-	-	-	-	-	-	-	-	-	-	-	-	7-L.M.	-	-	-	-	-	-	-	-	-	-	-	-	-	-	-	-	-	-	-	-	-	-	-	-	Total	-	-	-	-	-	-	-	-	-	-	-	-	-	-	-	-	-	-	-	-	-	-	-	-	Tinged:																									3-O.M.	-	-	-	-	-	-	-	-	-	-	-	-	-	-	-	-	-	-	-	-	-	-	-	-	4-S.M.	-	-	-	-	-	-	-	-	-	-	-	-	-	-	-	-	-	-	-	-	-	-	-	-	5-M.	-	-	-	-	-	-	-	-	-	-	-	-	-	-	-	-	-	-	-	-	-	-	-	-	6-S.L.M.	-	-	-	-	-	-	-	-	-	-	-	-	-	-	-	-	-	-	-	-	-	-	-	-	7-L.M.	-	-	-	-	-	-	-	-	-	-	-	-	-	-	-	-	-	-	-	-	-	-	-	-	Total	-	-	-	-	-	-	-	-	-	-	-	-	-	-	-	-	-	-	-	-	-	-	-	-	Gray:																									3-O.M.	-	-	-	-	-	-	-	-	-	-	-	-	-	-	-	-	-	-	-	-	-	-	-	-	4-S.M.	-	-	-	-	-	-	-	-	-	-	-	-	-	-	-	-	-	-	-	-	-	-	-	-	5-M.	-	-	-	-	-	-	-	-	-	-	-	-	-	-	-	-	-	-	-	-	-	-	-	-	6-S.L.M.	-	-	-	-	-	-	-	-	-	-	-	-	-	-	-	-	-	-	-	-	-	-	-	-	7-L.M.	-	-	-	-	-	-	-	-	-	-	-	-	-	-	-	-	-	-	-	-	-	-	-	-	Total	-	-	-	-	-	-	-	-	-	-	-	-	-	-	-	-	-	-	-	-	-	-	-	-	Below grade	-	-	-	-	-	-	-	-	-	-	-	-	-	-	-	-	-	-	-	-	-	-	-	-	All grades	-	-	-	-	-	-	-	-	-	-	-	-	-	-	-	-	-	-	-	-	-	-	-	-	All grades	-	-	-	-	-	-	-	-	-	-	-	-	-	-	-	-	-	-	-	-	-	-	-	-																																																																																																																																																																																																																																																										
Spotted:																									3-O.M.	-	-	-	-	-	-	-	-	-	-	-	-	-	-	-	-	-	-	-	-	-	-	-	-	4-S.M.	-	-	-	-	-	-	-	-	-	-	-	-	-	-	-	-	-	-	-	-	-	-	-	-	5-M.	-	-	-	-	-	-	-	-	-	-	-	-	-	-	-	-	-	-	-	-	-	-	-	-	6-S.L.M.	-	-	-	-	-	-	-	-	-	-	-	-	-	-	-	-	-	-	-	-	-	-	-	-	7-L.M.	-	-	-	-	-	-	-	-	-	-	-	-	-	-	-	-	-	-	-	-	-	-	-	-	Total	-	-	-	-	-	-	-	-	-	-	-	-	-	-	-	-	-	-	-	-	-	-	-	-	Tinged:																									3-O.M.	-	-	-	-	-	-	-	-	-	-	-	-	-	-	-	-	-	-	-	-	-	-	-	-	4-S.M.	-	-	-	-	-	-	-	-	-	-	-	-	-	-	-	-	-	-	-	-	-	-	-	-	5-M.	-	-	-	-	-	-	-	-	-	-	-	-	-	-	-	-	-	-	-	-	-	-	-	-	6-S.L.M.	-	-	-	-	-	-	-	-	-	-	-	-	-	-	-	-	-	-	-	-	-	-	-	-	7-L.M.	-	-	-	-	-	-	-	-	-	-	-	-	-	-	-	-	-	-	-	-	-	-	-	-	Total	-	-	-	-	-	-	-	-	-	-	-	-	-	-	-	-	-	-	-	-	-	-	-	-	Gray:																									3-O.M.	-	-	-	-	-	-	-	-	-	-	-	-	-	-	-	-	-	-	-	-	-	-	-	-	4-S.M.	-	-	-	-	-	-	-	-	-	-	-	-	-	-	-	-	-	-	-	-	-	-	-	-	5-M.	-	-	-	-	-	-	-	-	-	-	-	-	-	-	-	-	-	-	-	-	-	-	-	-	6-S.L.M.	-	-	-	-	-	-	-	-	-	-	-	-	-	-	-	-	-	-	-	-	-	-	-	-	7-L.M.	-	-	-	-	-	-	-	-	-	-	-	-	-	-	-	-	-	-	-	-	-	-	-	-	Total	-	-	-	-	-	-	-	-	-	-	-	-	-	-	-	-	-	-	-	-	-	-	-	-	Below grade	-	-	-	-	-	-	-	-	-	-	-	-	-	-	-	-	-	-	-	-	-	-	-	-	All grades	-	-	-	-	-	-	-	-	-	-	-	-	-	-	-	-	-	-	-	-	-	-	-	-	All grades	-	-	-	-	-	-	-	-	-	-	-	-	-	-	-	-	-	-	-	-	-	-	-	-																																																																																																																																																																																																																																																																																			
3-O.M.	-	-	-	-	-	-	-	-	-	-	-	-	-	-	-	-	-	-	-	-	-	-	-	-	4-S.M.	-	-	-	-	-	-	-	-	-	-	-	-	-	-	-	-	-	-	-	-	-	-	-	-	5-M.	-	-	-	-	-	-	-	-	-	-	-	-	-	-	-	-	-	-	-	-	-	-	-	-	6-S.L.M.	-	-	-	-	-	-	-	-	-	-	-	-	-	-	-	-	-	-	-	-	-	-	-	-	7-L.M.	-	-	-	-	-	-	-	-	-	-	-	-	-	-	-	-	-	-	-	-	-	-	-	-	Total	-	-	-	-	-	-	-	-	-	-	-	-	-	-	-	-	-	-	-	-	-	-	-	-	Tinged:																									3-O.M.	-	-	-	-	-	-	-	-	-	-	-	-	-	-	-	-	-	-	-	-	-	-	-	-	4-S.M.	-	-	-	-	-	-	-	-	-	-	-	-	-	-	-	-	-	-	-	-	-	-	-	-	5-M.	-	-	-	-	-	-	-	-	-	-	-	-	-	-	-	-	-	-	-	-	-	-	-	-	6-S.L.M.	-	-	-	-	-	-	-	-	-	-	-	-	-	-	-	-	-	-	-	-	-	-	-	-	7-L.M.	-	-	-	-	-	-	-	-	-	-	-	-	-	-	-	-	-	-	-	-	-	-	-	-	Total	-	-	-	-	-	-	-	-	-	-	-	-	-	-	-	-	-	-	-	-	-	-	-	-	Gray:																									3-O.M.	-	-	-	-	-	-	-	-	-	-	-	-	-	-	-	-	-	-	-	-	-	-	-	-	4-S.M.	-	-	-	-	-	-	-	-	-	-	-	-	-	-	-	-	-	-	-	-	-	-	-	-	5-M.	-	-	-	-	-	-	-	-	-	-	-	-	-	-	-	-	-	-	-	-	-	-	-	-	6-S.L.M.	-	-	-	-	-	-	-	-	-	-	-	-	-	-	-	-	-	-	-	-	-	-	-	-	7-L.M.	-	-	-	-	-	-	-	-	-	-	-	-	-	-	-	-	-	-	-	-	-	-	-	-	Total	-	-	-	-	-	-	-	-	-	-	-	-	-	-	-	-	-	-	-	-	-	-	-	-	Below grade	-	-	-	-	-	-	-	-	-	-	-	-	-	-	-	-	-	-	-	-	-	-	-	-	All grades	-	-	-	-	-	-	-	-	-	-	-	-	-	-	-	-	-	-	-	-	-	-	-	-	All grades	-	-	-	-	-	-	-	-	-	-	-	-	-	-	-	-	-	-	-	-	-	-	-	-																																																																																																																																																																																																																																																																																																												
4-S.M.	-	-	-	-	-	-	-	-	-	-	-	-	-	-	-	-	-	-	-	-	-	-	-	-	5-M.	-	-	-	-	-	-	-	-	-	-	-	-	-	-	-	-	-	-	-	-	-	-	-	-	6-S.L.M.	-	-	-	-	-	-	-	-	-	-	-	-	-	-	-	-	-	-	-	-	-	-	-	-	7-L.M.	-	-	-	-	-	-	-	-	-	-	-	-	-	-	-	-	-	-	-	-	-	-	-	-	Total	-	-	-	-	-	-	-	-	-	-	-	-	-	-	-	-	-	-	-	-	-	-	-	-	Tinged:																									3-O.M.	-	-	-	-	-	-	-	-	-	-	-	-	-	-	-	-	-	-	-	-	-	-	-	-	4-S.M.	-	-	-	-	-	-	-	-	-	-	-	-	-	-	-	-	-	-	-	-	-	-	-	-	5-M.	-	-	-	-	-	-	-	-	-	-	-	-	-	-	-	-	-	-	-	-	-	-	-	-	6-S.L.M.	-	-	-	-	-	-	-	-	-	-	-	-	-	-	-	-	-	-	-	-	-	-	-	-	7-L.M.	-	-	-	-	-	-	-	-	-	-	-	-	-	-	-	-	-	-	-	-	-	-	-	-	Total	-	-	-	-	-	-	-	-	-	-	-	-	-	-	-	-	-	-	-	-	-	-	-	-	Gray:																									3-O.M.	-	-	-	-	-	-	-	-	-	-	-	-	-	-	-	-	-	-	-	-	-	-	-	-	4-S.M.	-	-	-	-	-	-	-	-	-	-	-	-	-	-	-	-	-	-	-	-	-	-	-	-	5-M.	-	-	-	-	-	-	-	-	-	-	-	-	-	-	-	-	-	-	-	-	-	-	-	-	6-S.L.M.	-	-	-	-	-	-	-	-	-	-	-	-	-	-	-	-	-	-	-	-	-	-	-	-	7-L.M.	-	-	-	-	-	-	-	-	-	-	-	-	-	-	-	-	-	-	-	-	-	-	-	-	Total	-	-	-	-	-	-	-	-	-	-	-	-	-	-	-	-	-	-	-	-	-	-	-	-	Below grade	-	-	-	-	-	-	-	-	-	-	-	-	-	-	-	-	-	-	-	-	-	-	-	-	All grades	-	-	-	-	-	-	-	-	-	-	-	-	-	-	-	-	-	-	-	-	-	-	-	-	All grades	-	-	-	-	-	-	-	-	-	-	-	-	-	-	-	-	-	-	-	-	-	-	-	-																																																																																																																																																																																																																																																																																																																																					
5-M.	-	-	-	-	-	-	-	-	-	-	-	-	-	-	-	-	-	-	-	-	-	-	-	-	6-S.L.M.	-	-	-	-	-	-	-	-	-	-	-	-	-	-	-	-	-	-	-	-	-	-	-	-	7-L.M.	-	-	-	-	-	-	-	-	-	-	-	-	-	-	-	-	-	-	-	-	-	-	-	-	Total	-	-	-	-	-	-	-	-	-	-	-	-	-	-	-	-	-	-	-	-	-	-	-	-	Tinged:																									3-O.M.	-	-	-	-	-	-	-	-	-	-	-	-	-	-	-	-	-	-	-	-	-	-	-	-	4-S.M.	-	-	-	-	-	-	-	-	-	-	-	-	-	-	-	-	-	-	-	-	-	-	-	-	5-M.	-	-	-	-	-	-	-	-	-	-	-	-	-	-	-	-	-	-	-	-	-	-	-	-	6-S.L.M.	-	-	-	-	-	-	-	-	-	-	-	-	-	-	-	-	-	-	-	-	-	-	-	-	7-L.M.	-	-	-	-	-	-	-	-	-	-	-	-	-	-	-	-	-	-	-	-	-	-	-	-	Total	-	-	-	-	-	-	-	-	-	-	-	-	-	-	-	-	-	-	-	-	-	-	-	-	Gray:																									3-O.M.	-	-	-	-	-	-	-	-	-	-	-	-	-	-	-	-	-	-	-	-	-	-	-	-	4-S.M.	-	-	-	-	-	-	-	-	-	-	-	-	-	-	-	-	-	-	-	-	-	-	-	-	5-M.	-	-	-	-	-	-	-	-	-	-	-	-	-	-	-	-	-	-	-	-	-	-	-	-	6-S.L.M.	-	-	-	-	-	-	-	-	-	-	-	-	-	-	-	-	-	-	-	-	-	-	-	-	7-L.M.	-	-	-	-	-	-	-	-	-	-	-	-	-	-	-	-	-	-	-	-	-	-	-	-	Total	-	-	-	-	-	-	-	-	-	-	-	-	-	-	-	-	-	-	-	-	-	-	-	-	Below grade	-	-	-	-	-	-	-	-	-	-	-	-	-	-	-	-	-	-	-	-	-	-	-	-	All grades	-	-	-	-	-	-	-	-	-	-	-	-	-	-	-	-	-	-	-	-	-	-	-	-	All grades	-	-	-	-	-	-	-	-	-	-	-	-	-	-	-	-	-	-	-	-	-	-	-	-																																																																																																																																																																																																																																																																																																																																																														
6-S.L.M.	-	-	-	-	-	-	-	-	-	-	-	-	-	-	-	-	-	-	-	-	-	-	-	-	7-L.M.	-	-	-	-	-	-	-	-	-	-	-	-	-	-	-	-	-	-	-	-	-	-	-	-	Total	-	-	-	-	-	-	-	-	-	-	-	-	-	-	-	-	-	-	-	-	-	-	-	-	Tinged:																									3-O.M.	-	-	-	-	-	-	-	-	-	-	-	-	-	-	-	-	-	-	-	-	-	-	-	-	4-S.M.	-	-	-	-	-	-	-	-	-	-	-	-	-	-	-	-	-	-	-	-	-	-	-	-	5-M.	-	-	-	-	-	-	-	-	-	-	-	-	-	-	-	-	-	-	-	-	-	-	-	-	6-S.L.M.	-	-	-	-	-	-	-	-	-	-	-	-	-	-	-	-	-	-	-	-	-	-	-	-	7-L.M.	-	-	-	-	-	-	-	-	-	-	-	-	-	-	-	-	-	-	-	-	-	-	-	-	Total	-	-	-	-	-	-	-	-	-	-	-	-	-	-	-	-	-	-	-	-	-	-	-	-	Gray:																									3-O.M.	-	-	-	-	-	-	-	-	-	-	-	-	-	-	-	-	-	-	-	-	-	-	-	-	4-S.M.	-	-	-	-	-	-	-	-	-	-	-	-	-	-	-	-	-	-	-	-	-	-	-	-	5-M.	-	-	-	-	-	-	-	-	-	-	-	-	-	-	-	-	-	-	-	-	-	-	-	-	6-S.L.M.	-	-	-	-	-	-	-	-	-	-	-	-	-	-	-	-	-	-	-	-	-	-	-	-	7-L.M.	-	-	-	-	-	-	-	-	-	-	-	-	-	-	-	-	-	-	-	-	-	-	-	-	Total	-	-	-	-	-	-	-	-	-	-	-	-	-	-	-	-	-	-	-	-	-	-	-	-	Below grade	-	-	-	-	-	-	-	-	-	-	-	-	-	-	-	-	-	-	-	-	-	-	-	-	All grades	-	-	-	-	-	-	-	-	-	-	-	-	-	-	-	-	-	-	-	-	-	-	-	-	All grades	-	-	-	-	-	-	-	-	-	-	-	-	-	-	-	-	-	-	-	-	-	-	-	-																																																																																																																																																																																																																																																																																																																																																																																							
7-L.M.	-	-	-	-	-	-	-	-	-	-	-	-	-	-	-	-	-	-	-	-	-	-	-	-	Total	-	-	-	-	-	-	-	-	-	-	-	-	-	-	-	-	-	-	-	-	-	-	-	-	Tinged:																									3-O.M.	-	-	-	-	-	-	-	-	-	-	-	-	-	-	-	-	-	-	-	-	-	-	-	-	4-S.M.	-	-	-	-	-	-	-	-	-	-	-	-	-	-	-	-	-	-	-	-	-	-	-	-	5-M.	-	-	-	-	-	-	-	-	-	-	-	-	-	-	-	-	-	-	-	-	-	-	-	-	6-S.L.M.	-	-	-	-	-	-	-	-	-	-	-	-	-	-	-	-	-	-	-	-	-	-	-	-	7-L.M.	-	-	-	-	-	-	-	-	-	-	-	-	-	-	-	-	-	-	-	-	-	-	-	-	Total	-	-	-	-	-	-	-	-	-	-	-	-	-	-	-	-	-	-	-	-	-	-	-	-	Gray:																									3-O.M.	-	-	-	-	-	-	-	-	-	-	-	-	-	-	-	-	-	-	-	-	-	-	-	-	4-S.M.	-	-	-	-	-	-	-	-	-	-	-	-	-	-	-	-	-	-	-	-	-	-	-	-	5-M.	-	-	-	-	-	-	-	-	-	-	-	-	-	-	-	-	-	-	-	-	-	-	-	-	6-S.L.M.	-	-	-	-	-	-	-	-	-	-	-	-	-	-	-	-	-	-	-	-	-	-	-	-	7-L.M.	-	-	-	-	-	-	-	-	-	-	-	-	-	-	-	-	-	-	-	-	-	-	-	-	Total	-	-	-	-	-	-	-	-	-	-	-	-	-	-	-	-	-	-	-	-	-	-	-	-	Below grade	-	-	-	-	-	-	-	-	-	-	-	-	-	-	-	-	-	-	-	-	-	-	-	-	All grades	-	-	-	-	-	-	-	-	-	-	-	-	-	-	-	-	-	-	-	-	-	-	-	-	All grades	-	-	-	-	-	-	-	-	-	-	-	-	-	-	-	-	-	-	-	-	-	-	-	-																																																																																																																																																																																																																																																																																																																																																																																																																
Total	-	-	-	-	-	-	-	-	-	-	-	-	-	-	-	-	-	-	-	-	-	-	-	-	Tinged:																									3-O.M.	-	-	-	-	-	-	-	-	-	-	-	-	-	-	-	-	-	-	-	-	-	-	-	-	4-S.M.	-	-	-	-	-	-	-	-	-	-	-	-	-	-	-	-	-	-	-	-	-	-	-	-	5-M.	-	-	-	-	-	-	-	-	-	-	-	-	-	-	-	-	-	-	-	-	-	-	-	-	6-S.L.M.	-	-	-	-	-	-	-	-	-	-	-	-	-	-	-	-	-	-	-	-	-	-	-	-	7-L.M.	-	-	-	-	-	-	-	-	-	-	-	-	-	-	-	-	-	-	-	-	-	-	-	-	Total	-	-	-	-	-	-	-	-	-	-	-	-	-	-	-	-	-	-	-	-	-	-	-	-	Gray:																									3-O.M.	-	-	-	-	-	-	-	-	-	-	-	-	-	-	-	-	-	-	-	-	-	-	-	-	4-S.M.	-	-	-	-	-	-	-	-	-	-	-	-	-	-	-	-	-	-	-	-	-	-	-	-	5-M.	-	-	-	-	-	-	-	-	-	-	-	-	-	-	-	-	-	-	-	-	-	-	-	-	6-S.L.M.	-	-	-	-	-	-	-	-	-	-	-	-	-	-	-	-	-	-	-	-	-	-	-	-	7-L.M.	-	-	-	-	-	-	-	-	-	-	-	-	-	-	-	-	-	-	-	-	-	-	-	-	Total	-	-	-	-	-	-	-	-	-	-	-	-	-	-	-	-	-	-	-	-	-	-	-	-	Below grade	-	-	-	-	-	-	-	-	-	-	-	-	-	-	-	-	-	-	-	-	-	-	-	-	All grades	-	-	-	-	-	-	-	-	-	-	-	-	-	-	-	-	-	-	-	-	-	-	-	-	All grades	-	-	-	-	-	-	-	-	-	-	-	-	-	-	-	-	-	-	-	-	-	-	-	-																																																																																																																																																																																																																																																																																																																																																																																																																																									
Tinged:																									3-O.M.	-	-	-	-	-	-	-	-	-	-	-	-	-	-	-	-	-	-	-	-	-	-	-	-	4-S.M.	-	-	-	-	-	-	-	-	-	-	-	-	-	-	-	-	-	-	-	-	-	-	-	-	5-M.	-	-	-	-	-	-	-	-	-	-	-	-	-	-	-	-	-	-	-	-	-	-	-	-	6-S.L.M.	-	-	-	-	-	-	-	-	-	-	-	-	-	-	-	-	-	-	-	-	-	-	-	-	7-L.M.	-	-	-	-	-	-	-	-	-	-	-	-	-	-	-	-	-	-	-	-	-	-	-	-	Total	-	-	-	-	-	-	-	-	-	-	-	-	-	-	-	-	-	-	-	-	-	-	-	-	Gray:																									3-O.M.	-	-	-	-	-	-	-	-	-	-	-	-	-	-	-	-	-	-	-	-	-	-	-	-	4-S.M.	-	-	-	-	-	-	-	-	-	-	-	-	-	-	-	-	-	-	-	-	-	-	-	-	5-M.	-	-	-	-	-	-	-	-	-	-	-	-	-	-	-	-	-	-	-	-	-	-	-	-	6-S.L.M.	-	-	-	-	-	-	-	-	-	-	-	-	-	-	-	-	-	-	-	-	-	-	-	-	7-L.M.	-	-	-	-	-	-	-	-	-	-	-	-	-	-	-	-	-	-	-	-	-	-	-	-	Total	-	-	-	-	-	-	-	-	-	-	-	-	-	-	-	-	-	-	-	-	-	-	-	-	Below grade	-	-	-	-	-	-	-	-	-	-	-	-	-	-	-	-	-	-	-	-	-	-	-	-	All grades	-	-	-	-	-	-	-	-	-	-	-	-	-	-	-	-	-	-	-	-	-	-	-	-	All grades	-	-	-	-	-	-	-	-	-	-	-	-	-	-	-	-	-	-	-	-	-	-	-	-																																																																																																																																																																																																																																																																																																																																																																																																																																																																		
3-O.M.	-	-	-	-	-	-	-	-	-	-	-	-	-	-	-	-	-	-	-	-	-	-	-	-	4-S.M.	-	-	-	-	-	-	-	-	-	-	-	-	-	-	-	-	-	-	-	-	-	-	-	-	5-M.	-	-	-	-	-	-	-	-	-	-	-	-	-	-	-	-	-	-	-	-	-	-	-	-	6-S.L.M.	-	-	-	-	-	-	-	-	-	-	-	-	-	-	-	-	-	-	-	-	-	-	-	-	7-L.M.	-	-	-	-	-	-	-	-	-	-	-	-	-	-	-	-	-	-	-	-	-	-	-	-	Total	-	-	-	-	-	-	-	-	-	-	-	-	-	-	-	-	-	-	-	-	-	-	-	-	Gray:																									3-O.M.	-	-	-	-	-	-	-	-	-	-	-	-	-	-	-	-	-	-	-	-	-	-	-	-	4-S.M.	-	-	-	-	-	-	-	-	-	-	-	-	-	-	-	-	-	-	-	-	-	-	-	-	5-M.	-	-	-	-	-	-	-	-	-	-	-	-	-	-	-	-	-	-	-	-	-	-	-	-	6-S.L.M.	-	-	-	-	-	-	-	-	-	-	-	-	-	-	-	-	-	-	-	-	-	-	-	-	7-L.M.	-	-	-	-	-	-	-	-	-	-	-	-	-	-	-	-	-	-	-	-	-	-	-	-	Total	-	-	-	-	-	-	-	-	-	-	-	-	-	-	-	-	-	-	-	-	-	-	-	-	Below grade	-	-	-	-	-	-	-	-	-	-	-	-	-	-	-	-	-	-	-	-	-	-	-	-	All grades	-	-	-	-	-	-	-	-	-	-	-	-	-	-	-	-	-	-	-	-	-	-	-	-	All grades	-	-	-	-	-	-	-	-	-	-	-	-	-	-	-	-	-	-	-	-	-	-	-	-																																																																																																																																																																																																																																																																																																																																																																																																																																																																																											
4-S.M.	-	-	-	-	-	-	-	-	-	-	-	-	-	-	-	-	-	-	-	-	-	-	-	-	5-M.	-	-	-	-	-	-	-	-	-	-	-	-	-	-	-	-	-	-	-	-	-	-	-	-	6-S.L.M.	-	-	-	-	-	-	-	-	-	-	-	-	-	-	-	-	-	-	-	-	-	-	-	-	7-L.M.	-	-	-	-	-	-	-	-	-	-	-	-	-	-	-	-	-	-	-	-	-	-	-	-	Total	-	-	-	-	-	-	-	-	-	-	-	-	-	-	-	-	-	-	-	-	-	-	-	-	Gray:																									3-O.M.	-	-	-	-	-	-	-	-	-	-	-	-	-	-	-	-	-	-	-	-	-	-	-	-	4-S.M.	-	-	-	-	-	-	-	-	-	-	-	-	-	-	-	-	-	-	-	-	-	-	-	-	5-M.	-	-	-	-	-	-	-	-	-	-	-	-	-	-	-	-	-	-	-	-	-	-	-	-	6-S.L.M.	-	-	-	-	-	-	-	-	-	-	-	-	-	-	-	-	-	-	-	-	-	-	-	-	7-L.M.	-	-	-	-	-	-	-	-	-	-	-	-	-	-	-	-	-	-	-	-	-	-	-	-	Total	-	-	-	-	-	-	-	-	-	-	-	-	-	-	-	-	-	-	-	-	-	-	-	-	Below grade	-	-	-	-	-	-	-	-	-	-	-	-	-	-	-	-	-	-	-	-	-	-	-	-	All grades	-	-	-	-	-	-	-	-	-	-	-	-	-	-	-	-	-	-	-	-	-	-	-	-	All grades	-	-	-	-	-	-	-	-	-	-	-	-	-	-	-	-	-	-	-	-	-	-	-	-																																																																																																																																																																																																																																																																																																																																																																																																																																																																																																																				
5-M.	-	-	-	-	-	-	-	-	-	-	-	-	-	-	-	-	-	-	-	-	-	-	-	-	6-S.L.M.	-	-	-	-	-	-	-	-	-	-	-	-	-	-	-	-	-	-	-	-	-	-	-	-	7-L.M.	-	-	-	-	-	-	-	-	-	-	-	-	-	-	-	-	-	-	-	-	-	-	-	-	Total	-	-	-	-	-	-	-	-	-	-	-	-	-	-	-	-	-	-	-	-	-	-	-	-	Gray:																									3-O.M.	-	-	-	-	-	-	-	-	-	-	-	-	-	-	-	-	-	-	-	-	-	-	-	-	4-S.M.	-	-	-	-	-	-	-	-	-	-	-	-	-	-	-	-	-	-	-	-	-	-	-	-	5-M.	-	-	-	-	-	-	-	-	-	-	-	-	-	-	-	-	-	-	-	-	-	-	-	-	6-S.L.M.	-	-	-	-	-	-	-	-	-	-	-	-	-	-	-	-	-	-	-	-	-	-	-	-	7-L.M.	-	-	-	-	-	-	-	-	-	-	-	-	-	-	-	-	-	-	-	-	-	-	-	-	Total	-	-	-	-	-	-	-	-	-	-	-	-	-	-	-	-	-	-	-	-	-	-	-	-	Below grade	-	-	-	-	-	-	-	-	-	-	-	-	-	-	-	-	-	-	-	-	-	-	-	-	All grades	-	-	-	-	-	-	-	-	-	-	-	-	-	-	-	-	-	-	-	-	-	-	-	-	All grades	-	-	-	-	-	-	-	-	-	-	-	-	-	-	-	-	-	-	-	-	-	-	-	-																																																																																																																																																																																																																																																																																																																																																																																																																																																																																																																																													
6-S.L.M.	-	-	-	-	-	-	-	-	-	-	-	-	-	-	-	-	-	-	-	-	-	-	-	-	7-L.M.	-	-	-	-	-	-	-	-	-	-	-	-	-	-	-	-	-	-	-	-	-	-	-	-	Total	-	-	-	-	-	-	-	-	-	-	-	-	-	-	-	-	-	-	-	-	-	-	-	-	Gray:																									3-O.M.	-	-	-	-	-	-	-	-	-	-	-	-	-	-	-	-	-	-	-	-	-	-	-	-	4-S.M.	-	-	-	-	-	-	-	-	-	-	-	-	-	-	-	-	-	-	-	-	-	-	-	-	5-M.	-	-	-	-	-	-	-	-	-	-	-	-	-	-	-	-	-	-	-	-	-	-	-	-	6-S.L.M.	-	-	-	-	-	-	-	-	-	-	-	-	-	-	-	-	-	-	-	-	-	-	-	-	7-L.M.	-	-	-	-	-	-	-	-	-	-	-	-	-	-	-	-	-	-	-	-	-	-	-	-	Total	-	-	-	-	-	-	-	-	-	-	-	-	-	-	-	-	-	-	-	-	-	-	-	-	Below grade	-	-	-	-	-	-	-	-	-	-	-	-	-	-	-	-	-	-	-	-	-	-	-	-	All grades	-	-	-	-	-	-	-	-	-	-	-	-	-	-	-	-	-	-	-	-	-	-	-	-	All grades	-	-	-	-	-	-	-	-	-	-	-	-	-	-	-	-	-	-	-	-	-	-	-	-																																																																																																																																																																																																																																																																																																																																																																																																																																																																																																																																																																						
7-L.M.	-	-	-	-	-	-	-	-	-	-	-	-	-	-	-	-	-	-	-	-	-	-	-	-	Total	-	-	-	-	-	-	-	-	-	-	-	-	-	-	-	-	-	-	-	-	-	-	-	-	Gray:																									3-O.M.	-	-	-	-	-	-	-	-	-	-	-	-	-	-	-	-	-	-	-	-	-	-	-	-	4-S.M.	-	-	-	-	-	-	-	-	-	-	-	-	-	-	-	-	-	-	-	-	-	-	-	-	5-M.	-	-	-	-	-	-	-	-	-	-	-	-	-	-	-	-	-	-	-	-	-	-	-	-	6-S.L.M.	-	-	-	-	-	-	-	-	-	-	-	-	-	-	-	-	-	-	-	-	-	-	-	-	7-L.M.	-	-	-	-	-	-	-	-	-	-	-	-	-	-	-	-	-	-	-	-	-	-	-	-	Total	-	-	-	-	-	-	-	-	-	-	-	-	-	-	-	-	-	-	-	-	-	-	-	-	Below grade	-	-	-	-	-	-	-	-	-	-	-	-	-	-	-	-	-	-	-	-	-	-	-	-	All grades	-	-	-	-	-	-	-	-	-	-	-	-	-	-	-	-	-	-	-	-	-	-	-	-	All grades	-	-	-	-	-	-	-	-	-	-	-	-	-	-	-	-	-	-	-	-	-	-	-	-																																																																																																																																																																																																																																																																																																																																																																																																																																																																																																																																																																																															
Total	-	-	-	-	-	-	-	-	-	-	-	-	-	-	-	-	-	-	-	-	-	-	-	-	Gray:																									3-O.M.	-	-	-	-	-	-	-	-	-	-	-	-	-	-	-	-	-	-	-	-	-	-	-	-	4-S.M.	-	-	-	-	-	-	-	-	-	-	-	-	-	-	-	-	-	-	-	-	-	-	-	-	5-M.	-	-	-	-	-	-	-	-	-	-	-	-	-	-	-	-	-	-	-	-	-	-	-	-	6-S.L.M.	-	-	-	-	-	-	-	-	-	-	-	-	-	-	-	-	-	-	-	-	-	-	-	-	7-L.M.	-	-	-	-	-	-	-	-	-	-	-	-	-	-	-	-	-	-	-	-	-	-	-	-	Total	-	-	-	-	-	-	-	-	-	-	-	-	-	-	-	-	-	-	-	-	-	-	-	-	Below grade	-	-	-	-	-	-	-	-	-	-	-	-	-	-	-	-	-	-	-	-	-	-	-	-	All grades	-	-	-	-	-	-	-	-	-	-	-	-	-	-	-	-	-	-	-	-	-	-	-	-	All grades	-	-	-	-	-	-	-	-	-	-	-	-	-	-	-	-	-	-	-	-	-	-	-	-																																																																																																																																																																																																																																																																																																																																																																																																																																																																																																																																																																																																																								
Gray:																									3-O.M.	-	-	-	-	-	-	-	-	-	-	-	-	-	-	-	-	-	-	-	-	-	-	-	-	4-S.M.	-	-	-	-	-	-	-	-	-	-	-	-	-	-	-	-	-	-	-	-	-	-	-	-	5-M.	-	-	-	-	-	-	-	-	-	-	-	-	-	-	-	-	-	-	-	-	-	-	-	-	6-S.L.M.	-	-	-	-	-	-	-	-	-	-	-	-	-	-	-	-	-	-	-	-	-	-	-	-	7-L.M.	-	-	-	-	-	-	-	-	-	-	-	-	-	-	-	-	-	-	-	-	-	-	-	-	Total	-	-	-	-	-	-	-	-	-	-	-	-	-	-	-	-	-	-	-	-	-	-	-	-	Below grade	-	-	-	-	-	-	-	-	-	-	-	-	-	-	-	-	-	-	-	-	-	-	-	-	All grades	-	-	-	-	-	-	-	-	-	-	-	-	-	-	-	-	-	-	-	-	-	-	-	-	All grades	-	-	-	-	-	-	-	-	-	-	-	-	-	-	-	-	-	-	-	-	-	-	-	-																																																																																																																																																																																																																																																																																																																																																																																																																																																																																																																																																																																																																																																	
3-O.M.	-	-	-	-	-	-	-	-	-	-	-	-	-	-	-	-	-	-	-	-	-	-	-	-	4-S.M.	-	-	-	-	-	-	-	-	-	-	-	-	-	-	-	-	-	-	-	-	-	-	-	-	5-M.	-	-	-	-	-	-	-	-	-	-	-	-	-	-	-	-	-	-	-	-	-	-	-	-	6-S.L.M.	-	-	-	-	-	-	-	-	-	-	-	-	-	-	-	-	-	-	-	-	-	-	-	-	7-L.M.	-	-	-	-	-	-	-	-	-	-	-	-	-	-	-	-	-	-	-	-	-	-	-	-	Total	-	-	-	-	-	-	-	-	-	-	-	-	-	-	-	-	-	-	-	-	-	-	-	-	Below grade	-	-	-	-	-	-	-	-	-	-	-	-	-	-	-	-	-	-	-	-	-	-	-	-	All grades	-	-	-	-	-	-	-	-	-	-	-	-	-	-	-	-	-	-	-	-	-	-	-	-	All grades	-	-	-	-	-	-	-	-	-	-	-	-	-	-	-	-	-	-	-	-	-	-	-	-																																																																																																																																																																																																																																																																																																																																																																																																																																																																																																																																																																																																																																																																										
4-S.M.	-	-	-	-	-	-	-	-	-	-	-	-	-	-	-	-	-	-	-	-	-	-	-	-	5-M.	-	-	-	-	-	-	-	-	-	-	-	-	-	-	-	-	-	-	-	-	-	-	-	-	6-S.L.M.	-	-	-	-	-	-	-	-	-	-	-	-	-	-	-	-	-	-	-	-	-	-	-	-	7-L.M.	-	-	-	-	-	-	-	-	-	-	-	-	-	-	-	-	-	-	-	-	-	-	-	-	Total	-	-	-	-	-	-	-	-	-	-	-	-	-	-	-	-	-	-	-	-	-	-	-	-	Below grade	-	-	-	-	-	-	-	-	-	-	-	-	-	-	-	-	-	-	-	-	-	-	-	-	All grades	-	-	-	-	-	-	-	-	-	-	-	-	-	-	-	-	-	-	-	-	-	-	-	-	All grades	-	-	-	-	-	-	-	-	-	-	-	-	-	-	-	-	-	-	-	-	-	-	-	-																																																																																																																																																																																																																																																																																																																																																																																																																																																																																																																																																																																																																																																																																																			
5-M.	-	-	-	-	-	-	-	-	-	-	-	-	-	-	-	-	-	-	-	-	-	-	-	-	6-S.L.M.	-	-	-	-	-	-	-	-	-	-	-	-	-	-	-	-	-	-	-	-	-	-	-	-	7-L.M.	-	-	-	-	-	-	-	-	-	-	-	-	-	-	-	-	-	-	-	-	-	-	-	-	Total	-	-	-	-	-	-	-	-	-	-	-	-	-	-	-	-	-	-	-	-	-	-	-	-	Below grade	-	-	-	-	-	-	-	-	-	-	-	-	-	-	-	-	-	-	-	-	-	-	-	-	All grades	-	-	-	-	-	-	-	-	-	-	-	-	-	-	-	-	-	-	-	-	-	-	-	-	All grades	-	-	-	-	-	-	-	-	-	-	-	-	-	-	-	-	-	-	-	-	-	-	-	-																																																																																																																																																																																																																																																																																																																																																																																																																																																																																																																																																																																																																																																																																																																												
6-S.L.M.	-	-	-	-	-	-	-	-	-	-	-	-	-	-	-	-	-	-	-	-	-	-	-	-	7-L.M.	-	-	-	-	-	-	-	-	-	-	-	-	-	-	-	-	-	-	-	-	-	-	-	-	Total	-	-	-	-	-	-	-	-	-	-	-	-	-	-	-	-	-	-	-	-	-	-	-	-	Below grade	-	-	-	-	-	-	-	-	-	-	-	-	-	-	-	-	-	-	-	-	-	-	-	-	All grades	-	-	-	-	-	-	-	-	-	-	-	-	-	-	-	-	-	-	-	-	-	-	-	-	All grades	-	-	-	-	-	-	-	-	-	-	-	-	-	-	-	-	-	-	-	-	-	-	-	-																																																																																																																																																																																																																																																																																																																																																																																																																																																																																																																																																																																																																																																																																																																																																					
7-L.M.	-	-	-	-	-	-	-	-	-	-	-	-	-	-	-	-	-	-	-	-	-	-	-	-	Total	-	-	-	-	-	-	-	-	-	-	-	-	-	-	-	-	-	-	-	-	-	-	-	-	Below grade	-	-	-	-	-	-	-	-	-	-	-	-	-	-	-	-	-	-	-	-	-	-	-	-	All grades	-	-	-	-	-	-	-	-	-	-	-	-	-	-	-	-	-	-	-	-	-	-	-	-	All grades	-	-	-	-	-	-	-	-	-	-	-	-	-	-	-	-	-	-	-	-	-	-	-	-																																																																																																																																																																																																																																																																																																																																																																																																																																																																																																																																																																																																																																																																																																																																																																														
Total	-	-	-	-	-	-	-	-	-	-	-	-	-	-	-	-	-	-	-	-	-	-	-	-	Below grade	-	-	-	-	-	-	-	-	-	-	-	-	-	-	-	-	-	-	-	-	-	-	-	-	All grades	-	-	-	-	-	-	-	-	-	-	-	-	-	-	-	-	-	-	-	-	-	-	-	-	All grades	-	-	-	-	-	-	-	-	-	-	-	-	-	-	-	-	-	-	-	-	-	-	-	-																																																																																																																																																																																																																																																																																																																																																																																																																																																																																																																																																																																																																																																																																																																																																																																																							
Below grade	-	-	-	-	-	-	-	-	-	-	-	-	-	-	-	-	-	-	-	-	-	-	-	-	All grades	-	-	-	-	-	-	-	-	-	-	-	-	-	-	-	-	-	-	-	-	-	-	-	-	All grades	-	-	-	-	-	-	-	-	-	-	-	-	-	-	-	-	-	-	-	-	-	-	-	-																																																																																																																																																																																																																																																																																																																																																																																																																																																																																																																																																																																																																																																																																																																																																																																																																																
All grades	-	-	-	-	-	-	-	-	-	-	-	-	-	-	-	-	-	-	-	-	-	-	-	-	All grades	-	-	-	-	-	-	-	-	-	-	-	-	-	-	-	-	-	-	-	-	-	-	-	-																																																																																																																																																																																																																																																																																																																																																																																																																																																																																																																																																																																																																																																																																																																																																																																																																																																									
All grades	-	-	-	-	-	-	-	-	-	-	-	-	-	-	-	-	-	-	-	-	-	-	-	-																																																																																																																																																																																																																																																																																																																																																																																																																																																																																																																																																																																																																																																																																																																																																																																																																																																																																		

1/ As reported by the Bureau of the Census, running bales, linters excluded.  
 \* Less than 0.05 percent.  
 Percentage rough preparation . . . . . 2.0  
 Grade index . . . . . 94.4  
 Average staple length . . . . . 33.0

Table 26.-- Grade and staple length of upland cotton ginned in Tennessee, 1951-52

Grade	13/16 inch and shorter		7/8 inch		29/32 inch		15/16 inch		31/32 inch		1 inch		1-1/32 inches		1-1/16 inches		1-1/8 inches		1-5/32 inches		1-3/16 inches		1-7/32 inches		1-1/4 inches and longer		All lengths																																																																																																																																																																																																																																																																																																																																																																																																																																																																																																																																																																																																																																																																																																																																																																																																																																																																																																																																																																																																																														
	Bales	Percent	Bales	Percent	Bales	Percent	Bales	Percent	Bales	Percent	Bales	Percent	Bales	Percent	Bales	Percent	Bales	Percent	Bales	Percent	Bales	Percent	Bales	Percent	Bales	Percent	Bales	Percent																																																																																																																																																																																																																																																																																																																																																																																																																																																																																																																																																																																																																																																																																																																																																																																																																																																																																																																																																																																																																													
Whites:																														1-M.F.	-	-	-	-	-	-	-	-	-	-	-	-	-	-	-	-	-	-	-	-	-	-	-	-	-	-	-	-	-	2-S.O.M.	-	-	-	-	-	-	-	-	-	-	-	-	-	-	-	-	-	-	-	-	-	-	-	-	-	-	-	-	-	3-O.M.	-	-	-	-	-	-	-	-	-	-	-	-	-	-	-	-	-	-	-	-	-	-	-	-	-	-	-	-	-	4-S.M.	90	4.31	1,412	7.05	15	15	15	15	123	5.23	309	3.09	1,233	12.33	25	25	25	25	80	10	10	10	25	25	57	57	512	0.1	5-M.	138	1.518	1,277	1,079	2,468	12.305	5,971	170,127	13,660	54,971	12,305	12,305	13,660	13,660	647	647	647	647	65	65	65	65	65	65	135	135	28,171	4.6	6-S.L.M.	18	3.0	173	1,497	1,182	5,794	1,497	66,348	28,252	28,252	1,182	1,182	6,738	6,738	246	246	246	246	20	20	20	20	20	20	39	39	108,717	20.7	7-L.M.	36	1.6	176	1,007	1,042	5,804	1,042	6,635	14,536	14,536	1,042	1,042	164	164	28	28	28	28	39	39	39	39	39	39	12	12	29,571	5.6	8-S.O.L.	-	-	-	-	-	-	-	-	-	-	-	-	-	-	-	-	-	-	-	-	-	-	-	-	-	-	-	-	-	9-O.L.	-	-	-	-	-	-	-	-	-	-	-	-	-	-	-	-	-	-	-	-	-	-	-	-	-	-	-	-	-	Total	312	2,624	2,274	8,360	5,872	30,772	110,043	266,156	27,082	1,057	73	69	123	203	855,060	86.7														Spotted:																														3-O.M.	-	-	-	-	-	-	-	-	-	-	-	-	-	-	-	-	-	-	-	-	-	-	-	-	-	-	-	-	-	4-S.M.	35	1.63	58	292	345	1,376	3,025	1,844	21	21	20	20	20	20	20	20	20	20	20	20	20	20	20	20	20	20	20	20	20	5-M.	35	97	165	669	435	3,895	7,978	3,640	93	93	93	93	93	93	93	93	93	93	93	93	93	93	93	93	93	93	93	93	93	6-S.L.M.	35	374	772	3,192	1,378	10,157	13,375	2,550	24	24	24	24	24	24	24	24	24	24	24	24	24	24	24	24	24	24	24	24	24	Total	105	713	1,060	4,262	2,218	15,586	24,804	8,531	119	20	20	20	20	20	20	20	20	20	20	20	20	20	20	20	20	20	20	20	20	20	Tinged:																														3-O.M.	-	-	-	-	-	-	-	-	-	-	-	-	-	-	-	-	-	-	-	-	-	-	-	-	-	-	-	-	-	4-S.M.	-	-	-	-	-	-	-	-	-	-	-	-	-	-	-	-	-	-	-	-	-	-	-	-	-	-	-	-	-	5-M.	-	-	-	-	-	-	-	-	-	-	-	-	-	-	-	-	-	-	-	-	-	-	-	-	-	-	-	-	-	6-S.L.M.	-	-	-	-	-	-	-	-	-	-	-	-	-	-	-	-	-	-	-	-	-	-	-	-	-	-	-	-	-	7-L.M.	-	-	-	-	-	-	-	-	-	-	-	-	-	-	-	-	-	-	-	-	-	-	-	-	-	-	-	-	-	Total	-	-	-	-	-	-	-	-	-	-	-	-	-	-	-	-	-	-	-	-	-	-	-	-	-	-	-	-	-	Gray:																														3-O.M.	-	-	-	-	-	-	-	-	-	-	-	-	-	-	-	-	-	-	-	-	-	-	-	-	-	-	-	-	-	4-S.M.	-	-	-	-	-	-	-	-	-	-	-	-	-	-	-	-	-	-	-	-	-	-	-	-	-	-	-	-	-	5-M.	-	-	-	-	-	-	-	-	-	-	-	-	-	-	-	-	-	-	-	-	-	-	-	-	-	-	-	-	-	6-S.L.M.	-	-	-	-	-	-	-	-	-	-	-	-	-	-	-	-	-	-	-	-	-	-	-	-	-	-	-	-	-	7-L.M.	-	-	-	-	-	-	-	-	-	-	-	-	-	-	-	-	-	-	-	-	-	-	-	-	-	-	-	-	-	Total	-	-	-	-	-	-	-	-	-	-	-	-	-	-	-	-	-	-	-	-	-	-	-	-	-	-	-	-	-	Below Grade	19	64.8	13	336	12	358	124	-	-	-	-	-	-	-	-	-	-	-	-	-	-	-	-	-	-	-	-	-	-	-	All grades	436	4,319	3,929	16,241	9,176	50,430	137,115	276,921	27,231	1,077	73	69	123	203	1,525,383	100.0														All grades	0.1	0.8	0.7	3.1	1.7	9.6	26.1	52.4	5.2	0.2	0.2	0.2	0.2	0.2	100.0														
1-M.F.	-	-	-	-	-	-	-	-	-	-	-	-	-	-	-	-	-	-	-	-	-	-	-	-	-	-	-	-	-	2-S.O.M.	-	-	-	-	-	-	-	-	-	-	-	-	-	-	-	-	-	-	-	-	-	-	-	-	-	-	-	-	-	3-O.M.	-	-	-	-	-	-	-	-	-	-	-	-	-	-	-	-	-	-	-	-	-	-	-	-	-	-	-	-	-	4-S.M.	90	4.31	1,412	7.05	15	15	15	15	123	5.23	309	3.09	1,233	12.33	25	25	25	25	80	10	10	10	25	25	57	57	512	0.1	5-M.	138	1.518	1,277	1,079	2,468	12.305	5,971	170,127	13,660	54,971	12,305	12,305	13,660	13,660	647	647	647	647	65	65	65	65	65	65	135	135	28,171	4.6	6-S.L.M.	18	3.0	173	1,497	1,182	5,794	1,497	66,348	28,252	28,252	1,182	1,182	6,738	6,738	246	246	246	246	20	20	20	20	20	20	39	39	108,717	20.7	7-L.M.	36	1.6	176	1,007	1,042	5,804	1,042	6,635	14,536	14,536	1,042	1,042	164	164	28	28	28	28	39	39	39	39	39	39	12	12	29,571	5.6	8-S.O.L.	-	-	-	-	-	-	-	-	-	-	-	-	-	-	-	-	-	-	-	-	-	-	-	-	-	-	-	-	-	9-O.L.	-	-	-	-	-	-	-	-	-	-	-	-	-	-	-	-	-	-	-	-	-	-	-	-	-	-	-	-	-	Total	312	2,624	2,274	8,360	5,872	30,772	110,043	266,156	27,082	1,057	73	69	123	203	855,060	86.7														Spotted:																														3-O.M.	-	-	-	-	-	-	-	-	-	-	-	-	-	-	-	-	-	-	-	-	-	-	-	-	-	-	-	-	-	4-S.M.	35	1.63	58	292	345	1,376	3,025	1,844	21	21	20	20	20	20	20	20	20	20	20	20	20	20	20	20	20	20	20	20	20	5-M.	35	97	165	669	435	3,895	7,978	3,640	93	93	93	93	93	93	93	93	93	93	93	93	93	93	93	93	93	93	93	93	93	6-S.L.M.	35	374	772	3,192	1,378	10,157	13,375	2,550	24	24	24	24	24	24	24	24	24	24	24	24	24	24	24	24	24	24	24	24	24	Total	105	713	1,060	4,262	2,218	15,586	24,804	8,531	119	20	20	20	20	20	20	20	20	20	20	20	20	20	20	20	20	20	20	20	20	20	Tinged:																														3-O.M.	-	-	-	-	-	-	-	-	-	-	-	-	-	-	-	-	-	-	-	-	-	-	-	-	-	-	-	-	-	4-S.M.	-	-	-	-	-	-	-	-	-	-	-	-	-	-	-	-	-	-	-	-	-	-	-	-	-	-	-	-	-	5-M.	-	-	-	-	-	-	-	-	-	-	-	-	-	-	-	-	-	-	-	-	-	-	-	-	-	-	-	-	-	6-S.L.M.	-	-	-	-	-	-	-	-	-	-	-	-	-	-	-	-	-	-	-	-	-	-	-	-	-	-	-	-	-	7-L.M.	-	-	-	-	-	-	-	-	-	-	-	-	-	-	-	-	-	-	-	-	-	-	-	-	-	-	-	-	-	Total	-	-	-	-	-	-	-	-	-	-	-	-	-	-	-	-	-	-	-	-	-	-	-	-	-	-	-	-	-	Gray:																														3-O.M.	-	-	-	-	-	-	-	-	-	-	-	-	-	-	-	-	-	-	-	-	-	-	-	-	-	-	-	-	-	4-S.M.	-	-	-	-	-	-	-	-	-	-	-	-	-	-	-	-	-	-	-	-	-	-	-	-	-	-	-	-	-	5-M.	-	-	-	-	-	-	-	-	-	-	-	-	-	-	-	-	-	-	-	-	-	-	-	-	-	-	-	-	-	6-S.L.M.	-	-	-	-	-	-	-	-	-	-	-	-	-	-	-	-	-	-	-	-	-	-	-	-	-	-	-	-	-	7-L.M.	-	-	-	-	-	-	-	-	-	-	-	-	-	-	-	-	-	-	-	-	-	-	-	-	-	-	-	-	-	Total	-	-	-	-	-	-	-	-	-	-	-	-	-	-	-	-	-	-	-	-	-	-	-	-	-	-	-	-	-	Below Grade	19	64.8	13	336	12	358	124	-	-	-	-	-	-	-	-	-	-	-	-	-	-	-	-	-	-	-	-	-	-	-	All grades	436	4,319	3,929	16,241	9,176	50,430	137,115	276,921	27,231	1,077	73	69	123	203	1,525,383	100.0														All grades	0.1	0.8	0.7	3.1	1.7	9.6	26.1	52.4	5.2	0.2	0.2	0.2	0.2	0.2	100.0																																												
2-S.O.M.	-	-	-	-	-	-	-	-	-	-	-	-	-	-	-	-	-	-	-	-	-	-	-	-	-	-	-	-	-	3-O.M.	-	-	-	-	-	-	-	-	-	-	-	-	-	-	-	-	-	-	-	-	-	-	-	-	-	-	-	-	-	4-S.M.	90	4.31	1,412	7.05	15	15	15	15	123	5.23	309	3.09	1,233	12.33	25	25	25	25	80	10	10	10	25	25	57	57	512	0.1	5-M.	138	1.518	1,277	1,079	2,468	12.305	5,971	170,127	13,660	54,971	12,305	12,305	13,660	13,660	647	647	647	647	65	65	65	65	65	65	135	135	28,171	4.6	6-S.L.M.	18	3.0	173	1,497	1,182	5,794	1,497	66,348	28,252	28,252	1,182	1,182	6,738	6,738	246	246	246	246	20	20	20	20	20	20	39	39	108,717	20.7	7-L.M.	36	1.6	176	1,007	1,042	5,804	1,042	6,635	14,536	14,536	1,042	1,042	164	164	28	28	28	28	39	39	39	39	39	39	12	12	29,571	5.6	8-S.O.L.	-	-	-	-	-	-	-	-	-	-	-	-	-	-	-	-	-	-	-	-	-	-	-	-	-	-	-	-	-	9-O.L.	-	-	-	-	-	-	-	-	-	-	-	-	-	-	-	-	-	-	-	-	-	-	-	-	-	-	-	-	-	Total	312	2,624	2,274	8,360	5,872	30,772	110,043	266,156	27,082	1,057	73	69	123	203	855,060	86.7														Spotted:																														3-O.M.	-	-	-	-	-	-	-	-	-	-	-	-	-	-	-	-	-	-	-	-	-	-	-	-	-	-	-	-	-	4-S.M.	35	1.63	58	292	345	1,376	3,025	1,844	21	21	20	20	20	20	20	20	20	20	20	20	20	20	20	20	20	20	20	20	20	5-M.	35	97	165	669	435	3,895	7,978	3,640	93	93	93	93	93	93	93	93	93	93	93	93	93	93	93	93	93	93	93	93	93	6-S.L.M.	35	374	772	3,192	1,378	10,157	13,375	2,550	24	24	24	24	24	24	24	24	24	24	24	24	24	24	24	24	24	24	24	24	24	Total	105	713	1,060	4,262	2,218	15,586	24,804	8,531	119	20	20	20	20	20	20	20	20	20	20	20	20	20	20	20	20	20	20	20	20	20	Tinged:																														3-O.M.	-	-	-	-	-	-	-	-	-	-	-	-	-	-	-	-	-	-	-	-	-	-	-	-	-	-	-	-	-	4-S.M.	-	-	-	-	-	-	-	-	-	-	-	-	-	-	-	-	-	-	-	-	-	-	-	-	-	-	-	-	-	5-M.	-	-	-	-	-	-	-	-	-	-	-	-	-	-	-	-	-	-	-	-	-	-	-	-	-	-	-	-	-	6-S.L.M.	-	-	-	-	-	-	-	-	-	-	-	-	-	-	-	-	-	-	-	-	-	-	-	-	-	-	-	-	-	7-L.M.	-	-	-	-	-	-	-	-	-	-	-	-	-	-	-	-	-	-	-	-	-	-	-	-	-	-	-	-	-	Total	-	-	-	-	-	-	-	-	-	-	-	-	-	-	-	-	-	-	-	-	-	-	-	-	-	-	-	-	-	Gray:																														3-O.M.	-	-	-	-	-	-	-	-	-	-	-	-	-	-	-	-	-	-	-	-	-	-	-	-	-	-	-	-	-	4-S.M.	-	-	-	-	-	-	-	-	-	-	-	-	-	-	-	-	-	-	-	-	-	-	-	-	-	-	-	-	-	5-M.	-	-	-	-	-	-	-	-	-	-	-	-	-	-	-	-	-	-	-	-	-	-	-	-	-	-	-	-	-	6-S.L.M.	-	-	-	-	-	-	-	-	-	-	-	-	-	-	-	-	-	-	-	-	-	-	-	-	-	-	-	-	-	7-L.M.	-	-	-	-	-	-	-	-	-	-	-	-	-	-	-	-	-	-	-	-	-	-	-	-	-	-	-	-	-	Total	-	-	-	-	-	-	-	-	-	-	-	-	-	-	-	-	-	-	-	-	-	-	-	-	-	-	-	-	-	Below Grade	19	64.8	13	336	12	358	124	-	-	-	-	-	-	-	-	-	-	-	-	-	-	-	-	-	-	-	-	-	-	-	All grades	436	4,319	3,929	16,241	9,176	50,430	137,115	276,921	27,231	1,077	73	69	123	203	1,525,383	100.0														All grades	0.1	0.8	0.7	3.1	1.7	9.6	26.1	52.4	5.2	0.2	0.2	0.2	0.2	0.2	100.0																																																																										
3-O.M.	-	-	-	-	-	-	-	-	-	-	-	-	-	-	-	-	-	-	-	-	-	-	-	-	-	-	-	-	-	4-S.M.	90	4.31	1,412	7.05	15	15	15	15	123	5.23	309	3.09	1,233	12.33	25	25	25	25	80	10	10	10	25	25	57	57	512	0.1	5-M.	138	1.518	1,277	1,079	2,468	12.305	5,971	170,127	13,660	54,971	12,305	12,305	13,660	13,660	647	647	647	647	65	65	65	65	65	65	135	135	28,171	4.6	6-S.L.M.	18	3.0	173	1,497	1,182	5,794	1,497	66,348	28,252	28,252	1,182	1,182	6,738	6,738	246	246	246	246	20	20	20	20	20	20	39	39	108,717	20.7	7-L.M.	36	1.6	176	1,007	1,042	5,804	1,042	6,635	14,536	14,536	1,042	1,042	164	164	28	28	28	28	39	39	39	39	39	39	12	12	29,571	5.6	8-S.O.L.	-	-	-	-	-	-	-	-	-	-	-	-	-	-	-	-	-	-	-	-	-	-	-	-	-	-	-	-	-	9-O.L.	-	-	-	-	-	-	-	-	-	-	-	-	-	-	-	-	-	-	-	-	-	-	-	-	-	-	-	-	-	Total	312	2,624	2,274	8,360	5,872	30,772	110,043	266,156	27,082	1,057	73	69	123	203	855,060	86.7														Spotted:																														3-O.M.	-	-	-	-	-	-	-	-	-	-	-	-	-	-	-	-	-	-	-	-	-	-	-	-	-	-	-	-	-	4-S.M.	35	1.63	58	292	345	1,376	3,025	1,844	21	21	20	20	20	20	20	20	20	20	20	20	20	20	20	20	20	20	20	20	20	5-M.	35	97	165	669	435	3,895	7,978	3,640	93	93	93	93	93	93	93	93	93	93	93	93	93	93	93	93	93	93	93	93	93	6-S.L.M.	35	374	772	3,192	1,378	10,157	13,375	2,550	24	24	24	24	24	24	24	24	24	24	24	24	24	24	24	24	24	24	24	24	24	Total	105	713	1,060	4,262	2,218	15,586	24,804	8,531	119	20	20	20	20	20	20	20	20	20	20	20	20	20	20	20	20	20	20	20	20	20	Tinged:																														3-O.M.	-	-	-	-	-	-	-	-	-	-	-	-	-	-	-	-	-	-	-	-	-	-	-	-	-	-	-	-	-	4-S.M.	-	-	-	-	-	-	-	-	-	-	-	-	-	-	-	-	-	-	-	-	-	-	-	-	-	-	-	-	-	5-M.	-	-	-	-	-	-	-	-	-	-	-	-	-	-	-	-	-	-	-	-	-	-	-	-	-	-	-	-	-	6-S.L.M.	-	-	-	-	-	-	-	-	-	-	-	-	-	-	-	-	-	-	-	-	-	-	-	-	-	-	-	-	-	7-L.M.	-	-	-	-	-	-	-	-	-	-	-	-	-	-	-	-	-	-	-	-	-	-	-	-	-	-	-	-	-	Total	-	-	-	-	-	-	-	-	-	-	-	-	-	-	-	-	-	-	-	-	-	-	-	-	-	-	-	-	-	Gray:																														3-O.M.	-	-	-	-	-	-	-	-	-	-	-	-	-	-	-	-	-	-	-	-	-	-	-	-	-	-	-	-	-	4-S.M.	-	-	-	-	-	-	-	-	-	-	-	-	-	-	-	-	-	-	-	-	-	-	-	-	-	-	-	-	-	5-M.	-	-	-	-	-	-	-	-	-	-	-	-	-	-	-	-	-	-	-	-	-	-	-	-	-	-	-	-	-	6-S.L.M.	-	-	-	-	-	-	-	-	-	-	-	-	-	-	-	-	-	-	-	-	-	-	-	-	-	-	-	-	-	7-L.M.	-	-	-	-	-	-	-	-	-	-	-	-	-	-	-	-	-	-	-	-	-	-	-	-	-	-	-	-	-	Total	-	-	-	-	-	-	-	-	-	-	-	-	-	-	-	-	-	-	-	-	-	-	-	-	-	-	-	-	-	Below Grade	19	64.8	13	336	12	358	124	-	-	-	-	-	-	-	-	-	-	-	-	-	-	-	-	-	-	-	-	-	-	-	All grades	436	4,319	3,929	16,241	9,176	50,430	137,115	276,921	27,231	1,077	73	69	123	203	1,525,383	100.0														All grades	0.1	0.8	0.7	3.1	1.7	9.6	26.1	52.4	5.2	0.2	0.2	0.2	0.2	0.2	100.0																																																																																																								
4-S.M.	90	4.31	1,412	7.05	15	15	15	15	123	5.23	309	3.09	1,233	12.33	25	25	25	25	80	10	10	10	25	25	57	57	512	0.1	5-M.	138	1.518	1,277	1,079	2,468	12.305	5,971	170,127	13,660	54,971	12,305	12,305	13,660	13,660	647	647	647	647	65	65	65	65	65	65	135	135	28,171	4.6	6-S.L.M.	18	3.0	173	1,497	1,182	5,794	1,497	66,348	28,252	28,252	1,182	1,182	6,738	6,738	246	246	246	246	20	20	20	20	20	20	39	39	108,717	20.7	7-L.M.	36	1.6	176	1,007	1,042	5,804	1,042	6,635	14,536	14,536	1,042	1,042	164	164	28	28	28	28	39	39	39	39	39	39	12	12	29,571	5.6	8-S.O.L.	-	-	-	-	-	-	-	-	-	-	-	-	-	-	-	-	-	-	-	-	-	-	-	-	-	-	-	-	-	9-O.L.	-	-	-	-	-	-	-	-	-	-	-	-	-	-	-	-	-	-	-	-	-	-	-	-	-	-	-	-	-	Total	312	2,624	2,274	8,360	5,872	30,772	110,043	266,156	27,082	1,057	73	69	123	203	855,060	86.7														Spotted:																														3-O.M.	-	-	-	-	-	-	-	-	-	-	-	-	-	-	-	-	-	-	-	-	-	-	-	-	-	-	-	-	-	4-S.M.	35	1.63	58	292	345	1,376	3,025	1,844	21	21	20	20	20	20	20	20	20	20	20	20	20	20	20	20	20	20	20	20	20	5-M.	35	97	165	669	435	3,895	7,978	3,640	93	93	93	93	93	93	93	93	93	93	93	93	93	93	93	93	93	93	93	93	93	6-S.L.M.	35	374	772	3,192	1,378	10,157	13,375	2,550	24	24	24	24	24	24	24	24	24	24	24	24	24	24	24	24	24	24	24	24	24	Total	105	713	1,060	4,262	2,218	15,586	24,804	8,531	119	20	20	20	20	20	20	20	20	20	20	20	20	20	20	20	20	20	20	20	20	20	Tinged:																														3-O.M.	-	-	-	-	-	-	-	-	-	-	-	-	-	-	-	-	-	-	-	-	-	-	-	-	-	-	-	-	-	4-S.M.	-	-	-	-	-	-	-	-	-	-	-	-	-	-	-	-	-	-	-	-	-	-	-	-	-	-	-	-	-	5-M.	-	-	-	-	-	-	-	-	-	-	-	-	-	-	-	-	-	-	-	-	-	-	-	-	-	-	-	-	-	6-S.L.M.	-	-	-	-	-	-	-	-	-	-	-	-	-	-	-	-	-	-	-	-	-	-	-	-	-	-	-	-	-	7-L.M.	-	-	-	-	-	-	-	-	-	-	-	-	-	-	-	-	-	-	-	-	-	-	-	-	-	-	-	-	-	Total	-	-	-	-	-	-	-	-	-	-	-	-	-	-	-	-	-	-	-	-	-	-	-	-	-	-	-	-	-	Gray:																														3-O.M.	-	-	-	-	-	-	-	-	-	-	-	-	-	-	-	-	-	-	-	-	-	-	-	-	-	-	-	-	-	4-S.M.	-	-	-	-	-	-	-	-	-	-	-	-	-	-	-	-	-	-	-	-	-	-	-	-	-	-	-	-	-	5-M.	-	-	-	-	-	-	-	-	-	-	-	-	-	-	-	-	-	-	-	-	-	-	-	-	-	-	-	-	-	6-S.L.M.	-	-	-	-	-	-	-	-	-	-	-	-	-	-	-	-	-	-	-	-	-	-	-	-	-	-	-	-	-	7-L.M.	-	-	-	-	-	-	-	-	-	-	-	-	-	-	-	-	-	-	-	-	-	-	-	-	-	-	-	-	-	Total	-	-	-	-	-	-	-	-	-	-	-	-	-	-	-	-	-	-	-	-	-	-	-	-	-	-	-	-	-	Below Grade	19	64.8	13	336	12	358	124	-	-	-	-	-	-	-	-	-	-	-	-	-	-	-	-	-	-	-	-	-	-	-	All grades	436	4,319	3,929	16,241	9,176	50,430	137,115	276,921	27,231	1,077	73	69	123	203	1,525,383	100.0														All grades	0.1	0.8	0.7	3.1	1.7	9.6	26.1	52.4	5.2	0.2	0.2	0.2	0.2	0.2	100.0																																																																																																																																						
5-M.	138	1.518	1,277	1,079	2,468	12.305	5,971	170,127	13,660	54,971	12,305	12,305	13,660	13,660	647	647	647	647	65	65	65	65	65	65	135	135	28,171	4.6	6-S.L.M.	18	3.0	173	1,497	1,182	5,794	1,497	66,348	28,252	28,252	1,182	1,182	6,738	6,738	246	246	246	246	20	20	20	20	20	20	39	39	108,717	20.7	7-L.M.	36	1.6	176	1,007	1,042	5,804	1,042	6,635	14,536	14,536	1,042	1,042	164	164	28	28	28	28	39	39	39	39	39	39	12	12	29,571	5.6	8-S.O.L.	-	-	-	-	-	-	-	-	-	-	-	-	-	-	-	-	-	-	-	-	-	-	-	-	-	-	-	-	-	9-O.L.	-	-	-	-	-	-	-	-	-	-	-	-	-	-	-	-	-	-	-	-	-	-	-	-	-	-	-	-	-	Total	312	2,624	2,274	8,360	5,872	30,772	110,043	266,156	27,082	1,057	73	69	123	203	855,060	86.7														Spotted:																														3-O.M.	-	-	-	-	-	-	-	-	-	-	-	-	-	-	-	-	-	-	-	-	-	-	-	-	-	-	-	-	-	4-S.M.	35	1.63	58	292	345	1,376	3,025	1,844	21	21	20	20	20	20	20	20	20	20	20	20	20	20	20	20	20	20	20	20	20	5-M.	35	97	165	669	435	3,895	7,978	3,640	93	93	93	93	93	93	93	93	93	93	93	93	93	93	93	93	93	93	93	93	93	6-S.L.M.	35	374	772	3,192	1,378	10,157	13,375	2,550	24	24	24	24	24	24	24	24	24	24	24	24	24	24	24	24	24	24	24	24	24	Total	105	713	1,060	4,262	2,218	15,586	24,804	8,531	119	20	20	20	20	20	20	20	20	20	20	20	20	20	20	20	20	20	20	20	20	20	Tinged:																														3-O.M.	-	-	-	-	-	-	-	-	-	-	-	-	-	-	-	-	-	-	-	-	-	-	-	-	-	-	-	-	-	4-S.M.	-	-	-	-	-	-	-	-	-	-	-	-	-	-	-	-	-	-	-	-	-	-	-	-	-	-	-	-	-	5-M.	-	-	-	-	-	-	-	-	-	-	-	-	-	-	-	-	-	-	-	-	-	-	-	-	-	-	-	-	-	6-S.L.M.	-	-	-	-	-	-	-	-	-	-	-	-	-	-	-	-	-	-	-	-	-	-	-	-	-	-	-	-	-	7-L.M.	-	-	-	-	-	-	-	-	-	-	-	-	-	-	-	-	-	-	-	-	-	-	-	-	-	-	-	-	-	Total	-	-	-	-	-	-	-	-	-	-	-	-	-	-	-	-	-	-	-	-	-	-	-	-	-	-	-	-	-	Gray:																														3-O.M.	-	-	-	-	-	-	-	-	-	-	-	-	-	-	-	-	-	-	-	-	-	-	-	-	-	-	-	-	-	4-S.M.	-	-	-	-	-	-	-	-	-	-	-	-	-	-	-	-	-	-	-	-	-	-	-	-	-	-	-	-	-	5-M.	-	-	-	-	-	-	-	-	-	-	-	-	-	-	-	-	-	-	-	-	-	-	-	-	-	-	-	-	-	6-S.L.M.	-	-	-	-	-	-	-	-	-	-	-	-	-	-	-	-	-	-	-	-	-	-	-	-	-	-	-	-	-	7-L.M.	-	-	-	-	-	-	-	-	-	-	-	-	-	-	-	-	-	-	-	-	-	-	-	-	-	-	-	-	-	Total	-	-	-	-	-	-	-	-	-	-	-	-	-	-	-	-	-	-	-	-	-	-	-	-	-	-	-	-	-	Below Grade	19	64.8	13	336	12	358	124	-	-	-	-	-	-	-	-	-	-	-	-	-	-	-	-	-	-	-	-	-	-	-	All grades	436	4,319	3,929	16,241	9,176	50,430	137,115	276,921	27,231	1,077	73	69	123	203	1,525,383	100.0														All grades	0.1	0.8	0.7	3.1	1.7	9.6	26.1	52.4	5.2	0.2	0.2	0.2	0.2	0.2	100.0																																																																																																																																																																			
6-S.L.M.	18	3.0	173	1,497	1,182	5,794	1,497	66,348	28,252	28,252	1,182	1,182	6,738	6,738	246	246	246	246	20	20	20	20	20	20	39	39	108,717	20.7	7-L.M.	36	1.6	176	1,007	1,042	5,804	1,042	6,635	14,536	14,536	1,042	1,042	164	164	28	28	28	28	39	39	39	39	39	39	12	12	29,571	5.6	8-S.O.L.	-	-	-	-	-	-	-	-	-	-	-	-	-	-	-	-	-	-	-	-	-	-	-	-	-	-	-	-	-	9-O.L.	-	-	-	-	-	-	-	-	-	-	-	-	-	-	-	-	-	-	-	-	-	-	-	-	-	-	-	-	-	Total	312	2,624	2,274	8,360	5,872	30,772	110,043	266,156	27,082	1,057	73	69	123	203	855,060	86.7														Spotted:																														3-O.M.	-	-	-	-	-	-	-	-	-	-	-	-	-	-	-	-	-	-	-	-	-	-	-	-	-	-	-	-	-	4-S.M.	35	1.63	58	292	345	1,376	3,025	1,844	21	21	20	20	20	20	20	20	20	20	20	20	20	20	20	20	20	20	20	20	20	5-M.	35	97	165	669	435	3,895	7,978	3,640	93	93	93	93	93	93	93	93	93	93	93	93	93	93	93	93	93	93	93	93	93	6-S.L.M.	35	374	772	3,192	1,378	10,157	13,375	2,550	24	24	24	24	24	24	24	24	24	24	24	24	24	24	24	24	24	24	24	24	24	Total	105	713	1,060	4,262	2,218	15,586	24,804	8,531	119	20	20	20	20	20	20	20	20	20	20	20	20	20	20	20	20	20	20	20	20	20	Tinged:																														3-O.M.	-	-	-	-	-	-	-	-	-	-	-	-	-	-	-	-	-	-	-	-	-	-	-	-	-	-	-	-	-	4-S.M.	-	-	-	-	-	-	-	-	-	-	-	-	-	-	-	-	-	-	-	-	-	-	-	-	-	-	-	-	-	5-M.	-	-	-	-	-	-	-	-	-	-	-	-	-	-	-	-	-	-	-	-	-	-	-	-	-	-	-	-	-	6-S.L.M.	-	-	-	-	-	-	-	-	-	-	-	-	-	-	-	-	-	-	-	-	-	-	-	-	-	-	-	-	-	7-L.M.	-	-	-	-	-	-	-	-	-	-	-	-	-	-	-	-	-	-	-	-	-	-	-	-	-	-	-	-	-	Total	-	-	-	-	-	-	-	-	-	-	-	-	-	-	-	-	-	-	-	-	-	-	-	-	-	-	-	-	-	Gray:																														3-O.M.	-	-	-	-	-	-	-	-	-	-	-	-	-	-	-	-	-	-	-	-	-	-	-	-	-	-	-	-	-	4-S.M.	-	-	-	-	-	-	-	-	-	-	-	-	-	-	-	-	-	-	-	-	-	-	-	-	-	-	-	-	-	5-M.	-	-	-	-	-	-	-	-	-	-	-	-	-	-	-	-	-	-	-	-	-	-	-	-	-	-	-	-	-	6-S.L.M.	-	-	-	-	-	-	-	-	-	-	-	-	-	-	-	-	-	-	-	-	-	-	-	-	-	-	-	-	-	7-L.M.	-	-	-	-	-	-	-	-	-	-	-	-	-	-	-	-	-	-	-	-	-	-	-	-	-	-	-	-	-	Total	-	-	-	-	-	-	-	-	-	-	-	-	-	-	-	-	-	-	-	-	-	-	-	-	-	-	-	-	-	Below Grade	19	64.8	13	336	12	358	124	-	-	-	-	-	-	-	-	-	-	-	-	-	-	-	-	-	-	-	-	-	-	-	All grades	436	4,319	3,929	16,241	9,176	50,430	137,115	276,921	27,231	1,077	73	69	123	203	1,525,383	100.0														All grades	0.1	0.8	0.7	3.1	1.7	9.6	26.1	52.4	5.2	0.2	0.2	0.2	0.2	0.2	100.0																																																																																																																																																																																																
7-L.M.	36	1.6	176	1,007	1,042	5,804	1,042	6,635	14,536	14,536	1,042	1,042	164	164	28	28	28	28	39	39	39	39	39	39	12	12	29,571	5.6	8-S.O.L.	-	-	-	-	-	-	-	-	-	-	-	-	-	-	-	-	-	-	-	-	-	-	-	-	-	-	-	-	-	9-O.L.	-	-	-	-	-	-	-	-	-	-	-	-	-	-	-	-	-	-	-	-	-	-	-	-	-	-	-	-	-	Total	312	2,624	2,274	8,360	5,872	30,772	110,043	266,156	27,082	1,057	73	69	123	203	855,060	86.7														Spotted:																														3-O.M.	-	-	-	-	-	-	-	-	-	-	-	-	-	-	-	-	-	-	-	-	-	-	-	-	-	-	-	-	-	4-S.M.	35	1.63	58	292	345	1,376	3,025	1,844	21	21	20	20	20	20	20	20	20	20	20	20	20	20	20	20	20	20	20	20	20	5-M.	35	97	165	669	435	3,895	7,978	3,640	93	93	93	93	93	93	93	93	93	93	93	93	93	93	93	93	93	93	93	93	93	6-S.L.M.	35	374	772	3,192	1,378	10,157	13,375	2,550	24	24	24	24	24	24	24	24	24	24	24	24	24	24	24	24	24	24	24	24	24	Total	105	713	1,060	4,262	2,218	15,586	24,804	8,531	119	20	20	20	20	20	20	20	20	20	20	20	20	20	20	20	20	20	20	20	20	20	Tinged:																														3-O.M.	-	-	-	-	-	-	-	-	-	-	-	-	-	-	-	-	-	-	-	-	-	-	-	-	-	-	-	-	-	4-S.M.	-	-	-	-	-	-	-	-	-	-	-	-	-	-	-	-	-	-	-	-	-	-	-	-	-	-	-	-	-	5-M.	-	-	-	-	-	-	-	-	-	-	-	-	-	-	-	-	-	-	-	-	-	-	-	-	-	-	-	-	-	6-S.L.M.	-	-	-	-	-	-	-	-	-	-	-	-	-	-	-	-	-	-	-	-	-	-	-	-	-	-	-	-	-	7-L.M.	-	-	-	-	-	-	-	-	-	-	-	-	-	-	-	-	-	-	-	-	-	-	-	-	-	-	-	-	-	Total	-	-	-	-	-	-	-	-	-	-	-	-	-	-	-	-	-	-	-	-	-	-	-	-	-	-	-	-	-	Gray:																														3-O.M.	-	-	-	-	-	-	-	-	-	-	-	-	-	-	-	-	-	-	-	-	-	-	-	-	-	-	-	-	-	4-S.M.	-	-	-	-	-	-	-	-	-	-	-	-	-	-	-	-	-	-	-	-	-	-	-	-	-	-	-	-	-	5-M.	-	-	-	-	-	-	-	-	-	-	-	-	-	-	-	-	-	-	-	-	-	-	-	-	-	-	-	-	-	6-S.L.M.	-	-	-	-	-	-	-	-	-	-	-	-	-	-	-	-	-	-	-	-	-	-	-	-	-	-	-	-	-	7-L.M.	-	-	-	-	-	-	-	-	-	-	-	-	-	-	-	-	-	-	-	-	-	-	-	-	-	-	-	-	-	Total	-	-	-	-	-	-	-	-	-	-	-	-	-	-	-	-	-	-	-	-	-	-	-	-	-	-	-	-	-	Below Grade	19	64.8	13	336	12	358	124	-	-	-	-	-	-	-	-	-	-	-	-	-	-	-	-	-	-	-	-	-	-	-	All grades	436	4,319	3,929	16,241	9,176	50,430	137,115	276,921	27,231	1,077	73	69	123	203	1,525,383	100.0														All grades	0.1	0.8	0.7	3.1	1.7	9.6	26.1	52.4	5.2	0.2	0.2	0.2	0.2	0.2	100.0																																																																																																																																																																																																																													
8-S.O.L.	-	-	-	-	-	-	-	-	-	-	-	-	-	-	-	-	-	-	-	-	-	-	-	-	-	-	-	-	-	9-O.L.	-	-	-	-	-	-	-	-	-	-	-	-	-	-	-	-	-	-	-	-	-	-	-	-	-	-	-	-	-	Total	312	2,624	2,274	8,360	5,872	30,772	110,043	266,156	27,082	1,057	73	69	123	203	855,060	86.7														Spotted:																														3-O.M.	-	-	-	-	-	-	-	-	-	-	-	-	-	-	-	-	-	-	-	-	-	-	-	-	-	-	-	-	-	4-S.M.	35	1.63	58	292	345	1,376	3,025	1,844	21	21	20	20	20	20	20	20	20	20	20	20	20	20	20	20	20	20	20	20	20	5-M.	35	97	165	669	435	3,895	7,978	3,640	93	93	93	93	93	93	93	93	93	93	93	93	93	93	93	93	93	93	93	93	93	6-S.L.M.	35	374	772	3,192	1,378	10,157	13,375	2,550	24	24	24	24	24	24	24	24	24	24	24	24	24	24	24	24	24	24	24	24	24	Total	105	713	1,060	4,262	2,218	15,586	24,804	8,531	119	20	20	20	20	20	20	20	20	20	20	20	20	20	20	20	20	20	20	20	20	20	Tinged:																														3-O.M.	-	-	-	-	-	-	-	-	-	-	-	-	-	-	-	-	-	-	-	-	-	-	-	-	-	-	-	-	-	4-S.M.	-	-	-	-	-	-	-	-	-	-	-	-	-	-	-	-	-	-	-	-	-	-	-	-	-	-	-	-	-	5-M.	-	-	-	-	-	-	-	-	-	-	-	-	-	-	-	-	-	-	-	-	-	-	-	-	-	-	-	-	-	6-S.L.M.	-	-	-	-	-	-	-	-	-	-	-	-	-	-	-	-	-	-	-	-	-	-	-	-	-	-	-	-	-	7-L.M.	-	-	-	-	-	-	-	-	-	-	-	-	-	-	-	-	-	-	-	-	-	-	-	-	-	-	-	-	-	Total	-	-	-	-	-	-	-	-	-	-	-	-	-	-	-	-	-	-	-	-	-	-	-	-	-	-	-	-	-	Gray:																														3-O.M.	-	-	-	-	-	-	-	-	-	-	-	-	-	-	-	-	-	-	-	-	-	-	-	-	-	-	-	-	-	4-S.M.	-	-	-	-	-	-	-	-	-	-	-	-	-	-	-	-	-	-	-	-	-	-	-	-	-	-	-	-	-	5-M.	-	-	-	-	-	-	-	-	-	-	-	-	-	-	-	-	-	-	-	-	-	-	-	-	-	-	-	-	-	6-S.L.M.	-	-	-	-	-	-	-	-	-	-	-	-	-	-	-	-	-	-	-	-	-	-	-	-	-	-	-	-	-	7-L.M.	-	-	-	-	-	-	-	-	-	-	-	-	-	-	-	-	-	-	-	-	-	-	-	-	-	-	-	-	-	Total	-	-	-	-	-	-	-	-	-	-	-	-	-	-	-	-	-	-	-	-	-	-	-	-	-	-	-	-	-	Below Grade	19	64.8	13	336	12	358	124	-	-	-	-	-	-	-	-	-	-	-	-	-	-	-	-	-	-	-	-	-	-	-	All grades	436	4,319	3,929	16,241	9,176	50,430	137,115	276,921	27,231	1,077	73	69	123	203	1,525,383	100.0														All grades	0.1	0.8	0.7	3.1	1.7	9.6	26.1	52.4	5.2	0.2	0.2	0.2	0.2	0.2	100.0																																																																																																																																																																																																																																																										
9-O.L.	-	-	-	-	-	-	-	-	-	-	-	-	-	-	-	-	-	-	-	-	-	-	-	-	-	-	-	-	-	Total	312	2,624	2,274	8,360	5,872	30,772	110,043	266,156	27,082	1,057	73	69	123	203	855,060	86.7														Spotted:																														3-O.M.	-	-	-	-	-	-	-	-	-	-	-	-	-	-	-	-	-	-	-	-	-	-	-	-	-	-	-	-	-	4-S.M.	35	1.63	58	292	345	1,376	3,025	1,844	21	21	20	20	20	20	20	20	20	20	20	20	20	20	20	20	20	20	20	20	20	5-M.	35	97	165	669	435	3,895	7,978	3,640	93	93	93	93	93	93	93	93	93	93	93	93	93	93	93	93	93	93	93	93	93	6-S.L.M.	35	374	772	3,192	1,378	10,157	13,375	2,550	24	24	24	24	24	24	24	24	24	24	24	24	24	24	24	24	24	24	24	24	24	Total	105	713	1,060	4,262	2,218	15,586	24,804	8,531	119	20	20	20	20	20	20	20	20	20	20	20	20	20	20	20	20	20	20	20	20	20	Tinged:																														3-O.M.	-	-	-	-	-	-	-	-	-	-	-	-	-	-	-	-	-	-	-	-	-	-	-	-	-	-	-	-	-	4-S.M.	-	-	-	-	-	-	-	-	-	-	-	-	-	-	-	-	-	-	-	-	-	-	-	-	-	-	-	-	-	5-M.	-	-	-	-	-	-	-	-	-	-	-	-	-	-	-	-	-	-	-	-	-	-	-	-	-	-	-	-	-	6-S.L.M.	-	-	-	-	-	-	-	-	-	-	-	-	-	-	-	-	-	-	-	-	-	-	-	-	-	-	-	-	-	7-L.M.	-	-	-	-	-	-	-	-	-	-	-	-	-	-	-	-	-	-	-	-	-	-	-	-	-	-	-	-	-	Total	-	-	-	-	-	-	-	-	-	-	-	-	-	-	-	-	-	-	-	-	-	-	-	-	-	-	-	-	-	Gray:																														3-O.M.	-	-	-	-	-	-	-	-	-	-	-	-	-	-	-	-	-	-	-	-	-	-	-	-	-	-	-	-	-	4-S.M.	-	-	-	-	-	-	-	-	-	-	-	-	-	-	-	-	-	-	-	-	-	-	-	-	-	-	-	-	-	5-M.	-	-	-	-	-	-	-	-	-	-	-	-	-	-	-	-	-	-	-	-	-	-	-	-	-	-	-	-	-	6-S.L.M.	-	-	-	-	-	-	-	-	-	-	-	-	-	-	-	-	-	-	-	-	-	-	-	-	-	-	-	-	-	7-L.M.	-	-	-	-	-	-	-	-	-	-	-	-	-	-	-	-	-	-	-	-	-	-	-	-	-	-	-	-	-	Total	-	-	-	-	-	-	-	-	-	-	-	-	-	-	-	-	-	-	-	-	-	-	-	-	-	-	-	-	-	Below Grade	19	64.8	13	336	12	358	124	-	-	-	-	-	-	-	-	-	-	-	-	-	-	-	-	-	-	-	-	-	-	-	All grades	436	4,319	3,929	16,241	9,176	50,430	137,115	276,921	27,231	1,077	73	69	123	203	1,525,383	100.0														All grades	0.1	0.8	0.7	3.1	1.7	9.6	26.1	52.4	5.2	0.2	0.2	0.2	0.2	0.2	100.0																																																																																																																																																																																																																																																																																								
Total	312	2,624	2,274	8,360	5,872	30,772	110,043	266,156	27,082	1,057	73	69	123	203	855,060	86.7														Spotted:																														3-O.M.	-	-	-	-	-	-	-	-	-	-	-	-	-	-	-	-	-	-	-	-	-	-	-	-	-	-	-	-	-	4-S.M.	35	1.63	58	292	345	1,376	3,025	1,844	21	21	20	20	20	20	20	20	20	20	20	20	20	20	20	20	20	20	20	20	20	5-M.	35	97	165	669	435	3,895	7,978	3,640	93	93	93	93	93	93	93	93	93	93	93	93	93	93	93	93	93	93	93	93	93	6-S.L.M.	35	374	772	3,192	1,378	10,157	13,375	2,550	24	24	24	24	24	24	24	24	24	24	24	24	24	24	24	24	24	24	24	24	24	Total	105	713	1,060	4,262	2,218	15,586	24,804	8,531	119	20	20	20	20	20	20	20	20	20	20	20	20	20	20	20	20	20	20	20	20	20	Tinged:																														3-O.M.	-	-	-	-	-	-	-	-	-	-	-	-	-	-	-	-	-	-	-	-	-	-	-	-	-	-	-	-	-	4-S.M.	-	-	-	-	-	-	-	-	-	-	-	-	-	-	-	-	-	-	-	-	-	-	-	-	-	-	-	-	-	5-M.	-	-	-	-	-	-	-	-	-	-	-	-	-	-	-	-	-	-	-	-	-	-	-	-	-	-	-	-	-	6-S.L.M.	-	-	-	-	-	-	-	-	-	-	-	-	-	-	-	-	-	-	-	-	-	-	-	-	-	-	-	-	-	7-L.M.	-	-	-	-	-	-	-	-	-	-	-	-	-	-	-	-	-	-	-	-	-	-	-	-	-	-	-	-	-	Total	-	-	-	-	-	-	-	-	-	-	-	-	-	-	-	-	-	-	-	-	-	-	-	-	-	-	-	-	-	Gray:																														3-O.M.	-	-	-	-	-	-	-	-	-	-	-	-	-	-	-	-	-	-	-	-	-	-	-	-	-	-	-	-	-	4-S.M.	-	-	-	-	-	-	-	-	-	-	-	-	-	-	-	-	-	-	-	-	-	-	-	-	-	-	-	-	-	5-M.	-	-	-	-	-	-	-	-	-	-	-	-	-	-	-	-	-	-	-	-	-	-	-	-	-	-	-	-	-	6-S.L.M.	-	-	-	-	-	-	-	-	-	-	-	-	-	-	-	-	-	-	-	-	-	-	-	-	-	-	-	-	-	7-L.M.	-	-	-	-	-	-	-	-	-	-	-	-	-	-	-	-	-	-	-	-	-	-	-	-	-	-	-	-	-	Total	-	-	-	-	-	-	-	-	-	-	-	-	-	-	-	-	-	-	-	-	-	-	-	-	-	-	-	-	-	Below Grade	19	64.8	13	336	12	358	124	-	-	-	-	-	-	-	-	-	-	-	-	-	-	-	-	-	-	-	-	-	-	-	All grades	436	4,319	3,929	16,241	9,176	50,430	137,115	276,921	27,231	1,077	73	69	123	203	1,525,383	100.0														All grades	0.1	0.8	0.7	3.1	1.7	9.6	26.1	52.4	5.2	0.2	0.2	0.2	0.2	0.2	100.0																																																																																																																																																																																																																																																																																																																						
Spotted:																														3-O.M.	-	-	-	-	-	-	-	-	-	-	-	-	-	-	-	-	-	-	-	-	-	-	-	-	-	-	-	-	-	4-S.M.	35	1.63	58	292	345	1,376	3,025	1,844	21	21	20	20	20	20	20	20	20	20	20	20	20	20	20	20	20	20	20	20	20	5-M.	35	97	165	669	435	3,895	7,978	3,640	93	93	93	93	93	93	93	93	93	93	93	93	93	93	93	93	93	93	93	93	93	6-S.L.M.	35	374	772	3,192	1,378	10,157	13,375	2,550	24	24	24	24	24	24	24	24	24	24	24	24	24	24	24	24	24	24	24	24	24	Total	105	713	1,060	4,262	2,218	15,586	24,804	8,531	119	20	20	20	20	20	20	20	20	20	20	20	20	20	20	20	20	20	20	20	20	20	Tinged:																														3-O.M.	-	-	-	-	-	-	-	-	-	-	-	-	-	-	-	-	-	-	-	-	-	-	-	-	-	-	-	-	-	4-S.M.	-	-	-	-	-	-	-	-	-	-	-	-	-	-	-	-	-	-	-	-	-	-	-	-	-	-	-	-	-	5-M.	-	-	-	-	-	-	-	-	-	-	-	-	-	-	-	-	-	-	-	-	-	-	-	-	-	-	-	-	-	6-S.L.M.	-	-	-	-	-	-	-	-	-	-	-	-	-	-	-	-	-	-	-	-	-	-	-	-	-	-	-	-	-	7-L.M.	-	-	-	-	-	-	-	-	-	-	-	-	-	-	-	-	-	-	-	-	-	-	-	-	-	-	-	-	-	Total	-	-	-	-	-	-	-	-	-	-	-	-	-	-	-	-	-	-	-	-	-	-	-	-	-	-	-	-	-	Gray:																														3-O.M.	-	-	-	-	-	-	-	-	-	-	-	-	-	-	-	-	-	-	-	-	-	-	-	-	-	-	-	-	-	4-S.M.	-	-	-	-	-	-	-	-	-	-	-	-	-	-	-	-	-	-	-	-	-	-	-	-	-	-	-	-	-	5-M.	-	-	-	-	-	-	-	-	-	-	-	-	-	-	-	-	-	-	-	-	-	-	-	-	-	-	-	-	-	6-S.L.M.	-	-	-	-	-	-	-	-	-	-	-	-	-	-	-	-	-	-	-	-	-	-	-	-	-	-	-	-	-	7-L.M.	-	-	-	-	-	-	-	-	-	-	-	-	-	-	-	-	-	-	-	-	-	-	-	-	-	-	-	-	-	Total	-	-	-	-	-	-	-	-	-	-	-	-	-	-	-	-	-	-	-	-	-	-	-	-	-	-	-	-	-	Below Grade	19	64.8	13	336	12	358	124	-	-	-	-	-	-	-	-	-	-	-	-	-	-	-	-	-	-	-	-	-	-	-	All grades	436	4,319	3,929	16,241	9,176	50,430	137,115	276,921	27,231	1,077	73	69	123	203	1,525,383	100.0														All grades	0.1	0.8	0.7	3.1	1.7	9.6	26.1	52.4	5.2	0.2	0.2	0.2	0.2	0.2	100.0																																																																																																																																																																																																																																																																																																																																																				
3-O.M.	-	-	-	-	-	-	-	-	-	-	-	-	-	-	-	-	-	-	-	-	-	-	-	-	-	-	-	-	-	4-S.M.	35	1.63	58	292	345	1,376	3,025	1,844	21	21	20	20	20	20	20	20	20	20	20	20	20	20	20	20	20	20	20	20	20	5-M.	35	97	165	669	435	3,895	7,978	3,640	93	93	93	93	93	93	93	93	93	93	93	93	93	93	93	93	93	93	93	93	93	6-S.L.M.	35	374	772	3,192	1,378	10,157	13,375	2,550	24	24	24	24	24	24	24	24	24	24	24	24	24	24	24	24	24	24	24	24	24	Total	105	713	1,060	4,262	2,218	15,586	24,804	8,531	119	20	20	20	20	20	20	20	20	20	20	20	20	20	20	20	20	20	20	20	20	20	Tinged:																														3-O.M.	-	-	-	-	-	-	-	-	-	-	-	-	-	-	-	-	-	-	-	-	-	-	-	-	-	-	-	-	-	4-S.M.	-	-	-	-	-	-	-	-	-	-	-	-	-	-	-	-	-	-	-	-	-	-	-	-	-	-	-	-	-	5-M.	-	-	-	-	-	-	-	-	-	-	-	-	-	-	-	-	-	-	-	-	-	-	-	-	-	-	-	-	-	6-S.L.M.	-	-	-	-	-	-	-	-	-	-	-	-	-	-	-	-	-	-	-	-	-	-	-	-	-	-	-	-	-	7-L.M.	-	-	-	-	-	-	-	-	-	-	-	-	-	-	-	-	-	-	-	-	-	-	-	-	-	-	-	-	-	Total	-	-	-	-	-	-	-	-	-	-	-	-	-	-	-	-	-	-	-	-	-	-	-	-	-	-	-	-	-	Gray:																														3-O.M.	-	-	-	-	-	-	-	-	-	-	-	-	-	-	-	-	-	-	-	-	-	-	-	-	-	-	-	-	-	4-S.M.	-	-	-	-	-	-	-	-	-	-	-	-	-	-	-	-	-	-	-	-	-	-	-	-	-	-	-	-	-	5-M.	-	-	-	-	-	-	-	-	-	-	-	-	-	-	-	-	-	-	-	-	-	-	-	-	-	-	-	-	-	6-S.L.M.	-	-	-	-	-	-	-	-	-	-	-	-	-	-	-	-	-	-	-	-	-	-	-	-	-	-	-	-	-	7-L.M.	-	-	-	-	-	-	-	-	-	-	-	-	-	-	-	-	-	-	-	-	-	-	-	-	-	-	-	-	-	Total	-	-	-	-	-	-	-	-	-	-	-	-	-	-	-	-	-	-	-	-	-	-	-	-	-	-	-	-	-	Below Grade	19	64.8	13	336	12	358	124	-	-	-	-	-	-	-	-	-	-	-	-	-	-	-	-	-	-	-	-	-	-	-	All grades	436	4,319	3,929	16,241	9,176	50,430	137,115	276,921	27,231	1,077	73	69	123	203	1,525,383	100.0														All grades	0.1	0.8	0.7	3.1	1.7	9.6	26.1	52.4	5.2	0.2	0.2	0.2	0.2	0.2	100.0																																																																																																																																																																																																																																																																																																																																																																																		
4-S.M.	35	1.63	58	292	345	1,376	3,025	1,844	21	21	20	20	20	20	20	20	20	20	20	20	20	20	20	20	20	20	20	20	20	5-M.	35	97	165	669	435	3,895	7,978	3,640	93	93	93	93	93	93	93	93	93	93	93	93	93	93	93	93	93	93	93	93	93	6-S.L.M.	35	374	772	3,192	1,378	10,157	13,375	2,550	24	24	24	24	24	24	24	24	24	24	24	24	24	24	24	24	24	24	24	24	24	Total	105	713	1,060	4,262	2,218	15,586	24,804	8,531	119	20	20	20	20	20	20	20	20	20	20	20	20	20	20	20	20	20	20	20	20	20	Tinged:																														3-O.M.	-	-	-	-	-	-	-	-	-	-	-	-	-	-	-	-	-	-	-	-	-	-	-	-	-	-	-	-	-	4-S.M.	-	-	-	-	-	-	-	-	-	-	-	-	-	-	-	-	-	-	-	-	-	-	-	-	-	-	-	-	-	5-M.	-	-	-	-	-	-	-	-	-	-	-	-	-	-	-	-	-	-	-	-	-	-	-	-	-	-	-	-	-	6-S.L.M.	-	-	-	-	-	-	-	-	-	-	-	-	-	-	-	-	-	-	-	-	-	-	-	-	-	-	-	-	-	7-L.M.	-	-	-	-	-	-	-	-	-	-	-	-	-	-	-	-	-	-	-	-	-	-	-	-	-	-	-	-	-	Total	-	-	-	-	-	-	-	-	-	-	-	-	-	-	-	-	-	-	-	-	-	-	-	-	-	-	-	-	-	Gray:																														3-O.M.	-	-	-	-	-	-	-	-	-	-	-	-	-	-	-	-	-	-	-	-	-	-	-	-	-	-	-	-	-	4-S.M.	-	-	-	-	-	-	-	-	-	-	-	-	-	-	-	-	-	-	-	-	-	-	-	-	-	-	-	-	-	5-M.	-	-	-	-	-	-	-	-	-	-	-	-	-	-	-	-	-	-	-	-	-	-	-	-	-	-	-	-	-	6-S.L.M.	-	-	-	-	-	-	-	-	-	-	-	-	-	-	-	-	-	-	-	-	-	-	-	-	-	-	-	-	-	7-L.M.	-	-	-	-	-	-	-	-	-	-	-	-	-	-	-	-	-	-	-	-	-	-	-	-	-	-	-	-	-	Total	-	-	-	-	-	-	-	-	-	-	-	-	-	-	-	-	-	-	-	-	-	-	-	-	-	-	-	-	-	Below Grade	19	64.8	13	336	12	358	124	-	-	-	-	-	-	-	-	-	-	-	-	-	-	-	-	-	-	-	-	-	-	-	All grades	436	4,319	3,929	16,241	9,176	50,430	137,115	276,921	27,231	1,077	73	69	123	203	1,525,383	100.0														All grades	0.1	0.8	0.7	3.1	1.7	9.6	26.1	52.4	5.2	0.2	0.2	0.2	0.2	0.2	100.0																																																																																																																																																																																																																																																																																																																																																																																																																
5-M.	35	97	165	669	435	3,895	7,978	3,640	93	93	93	93	93	93	93	93	93	93	93	93	93	93	93	93	93	93	93	93	93	6-S.L.M.	35	374	772	3,192	1,378	10,157	13,375	2,550	24	24	24	24	24	24	24	24	24	24	24	24	24	24	24	24	24	24	24	24	24	Total	105	713	1,060	4,262	2,218	15,586	24,804	8,531	119	20	20	20	20	20	20	20	20	20	20	20	20	20	20	20	20	20	20	20	20	20	Tinged:																														3-O.M.	-	-	-	-	-	-	-	-	-	-	-	-	-	-	-	-	-	-	-	-	-	-	-	-	-	-	-	-	-	4-S.M.	-	-	-	-	-	-	-	-	-	-	-	-	-	-	-	-	-	-	-	-	-	-	-	-	-	-	-	-	-	5-M.	-	-	-	-	-	-	-	-	-	-	-	-	-	-	-	-	-	-	-	-	-	-	-	-	-	-	-	-	-	6-S.L.M.	-	-	-	-	-	-	-	-	-	-	-	-	-	-	-	-	-	-	-	-	-	-	-	-	-	-	-	-	-	7-L.M.	-	-	-	-	-	-	-	-	-	-	-	-	-	-	-	-	-	-	-	-	-	-	-	-	-	-	-	-	-	Total	-	-	-	-	-	-	-	-	-	-	-	-	-	-	-	-	-	-	-	-	-	-	-	-	-	-	-	-	-	Gray:																														3-O.M.	-	-	-	-	-	-	-	-	-	-	-	-	-	-	-	-	-	-	-	-	-	-	-	-	-	-	-	-	-	4-S.M.	-	-	-	-	-	-	-	-	-	-	-	-	-	-	-	-	-	-	-	-	-	-	-	-	-	-	-	-	-	5-M.	-	-	-	-	-	-	-	-	-	-	-	-	-	-	-	-	-	-	-	-	-	-	-	-	-	-	-	-	-	6-S.L.M.	-	-	-	-	-	-	-	-	-	-	-	-	-	-	-	-	-	-	-	-	-	-	-	-	-	-	-	-	-	7-L.M.	-	-	-	-	-	-	-	-	-	-	-	-	-	-	-	-	-	-	-	-	-	-	-	-	-	-	-	-	-	Total	-	-	-	-	-	-	-	-	-	-	-	-	-	-	-	-	-	-	-	-	-	-	-	-	-	-	-	-	-	Below Grade	19	64.8	13	336	12	358	124	-	-	-	-	-	-	-	-	-	-	-	-	-	-	-	-	-	-	-	-	-	-	-	All grades	436	4,319	3,929	16,241	9,176	50,430	137,115	276,921	27,231	1,077	73	69	123	203	1,525,383	100.0														All grades	0.1	0.8	0.7	3.1	1.7	9.6	26.1	52.4	5.2	0.2	0.2	0.2	0.2	0.2	100.0																																																																																																																																																																																																																																																																																																																																																																																																																																														
6-S.L.M.	35	374	772	3,192	1,378	10,157	13,375	2,550	24	24	24	24	24	24	24	24	24	24	24	24	24	24	24	24	24	24	24	24	24	Total	105	713	1,060	4,262	2,218	15,586	24,804	8,531	119	20	20	20	20	20	20	20	20	20	20	20	20	20	20	20	20	20	20	20	20	20	Tinged:																														3-O.M.	-	-	-	-	-	-	-	-	-	-	-	-	-	-	-	-	-	-	-	-	-	-	-	-	-	-	-	-	-	4-S.M.	-	-	-	-	-	-	-	-	-	-	-	-	-	-	-	-	-	-	-	-	-	-	-	-	-	-	-	-	-	5-M.	-	-	-	-	-	-	-	-	-	-	-	-	-	-	-	-	-	-	-	-	-	-	-	-	-	-	-	-	-	6-S.L.M.	-	-	-	-	-	-	-	-	-	-	-	-	-	-	-	-	-	-	-	-	-	-	-	-	-	-	-	-	-	7-L.M.	-	-	-	-	-	-	-	-	-	-	-	-	-	-	-	-	-	-	-	-	-	-	-	-	-	-	-	-	-	Total	-	-	-	-	-	-	-	-	-	-	-	-	-	-	-	-	-	-	-	-	-	-	-	-	-	-	-	-	-	Gray:																														3-O.M.	-	-	-	-	-	-	-	-	-	-	-	-	-	-	-	-	-	-	-	-	-	-	-	-	-	-	-	-	-	4-S.M.	-	-	-	-	-	-	-	-	-	-	-	-	-	-	-	-	-	-	-	-	-	-	-	-	-	-	-	-	-	5-M.	-	-	-	-	-	-	-	-	-	-	-	-	-	-	-	-	-	-	-	-	-	-	-	-	-	-	-	-	-	6-S.L.M.	-	-	-	-	-	-	-	-	-	-	-	-	-	-	-	-	-	-	-	-	-	-	-	-	-	-	-	-	-	7-L.M.	-	-	-	-	-	-	-	-	-	-	-	-	-	-	-	-	-	-	-	-	-	-	-	-	-	-	-	-	-	Total	-	-	-	-	-	-	-	-	-	-	-	-	-	-	-	-	-	-	-	-	-	-	-	-	-	-	-	-	-	Below Grade	19	64.8	13	336	12	358	124	-	-	-	-	-	-	-	-	-	-	-	-	-	-	-	-	-	-	-	-	-	-	-	All grades	436	4,319	3,929	16,241	9,176	50,430	137,115	276,921	27,231	1,077	73	69	123	203	1,525,383	100.0														All grades	0.1	0.8	0.7	3.1	1.7	9.6	26.1	52.4	5.2	0.2	0.2	0.2	0.2	0.2	100.0																																																																																																																																																																																																																																																																																																																																																																																																																																																																												
Total	105	713	1,060	4,262	2,218	15,586	24,804	8,531	119	20	20	20	20	20	20	20	20	20	20	20	20	20	20	20	20	20	20	20	20	20																																																																																																																																																																																																																																																																																																																																																																																																																																																																																																																																																																																																																																																																																																																																																																																																																																																																																																																																																																																																																											
Tinged:																														3-O.M.	-	-	-	-	-	-	-	-	-	-	-	-	-	-	-	-	-	-	-	-	-	-	-	-	-	-	-	-	-	4-S.M.	-	-	-	-	-	-	-	-	-	-	-	-	-	-	-	-	-	-	-	-	-	-	-	-	-	-	-	-	-	5-M.	-	-	-	-	-	-	-	-	-	-	-	-	-	-	-	-	-	-	-	-	-	-	-	-	-	-	-	-	-	6-S.L.M.	-	-	-	-	-	-	-	-	-	-	-	-	-	-	-	-	-	-	-	-	-	-	-	-	-	-	-	-	-	7-L.M.	-	-	-	-	-	-	-	-	-	-	-	-	-	-	-	-	-	-	-	-	-	-	-	-	-	-	-	-	-	Total	-	-	-	-	-	-	-	-	-	-	-	-	-	-	-	-	-	-	-	-	-	-	-	-	-	-	-	-	-	Gray:																														3-O.M.	-	-	-	-	-	-	-	-	-	-	-	-	-	-	-	-	-	-	-	-	-	-	-	-	-	-	-	-	-	4-S.M.	-	-	-	-	-	-	-	-	-	-	-	-	-	-	-	-	-	-	-	-	-	-	-	-	-	-	-	-	-	5-M.	-	-	-	-	-	-	-	-	-	-	-	-	-	-	-	-	-	-	-	-	-	-	-	-	-	-	-	-	-	6-S.L.M.	-	-	-	-	-	-	-	-	-	-	-	-	-	-	-	-	-	-	-	-	-	-	-	-	-	-	-	-	-	7-L.M.	-	-	-	-	-	-	-	-	-	-	-	-	-	-	-	-	-	-	-	-	-	-	-	-	-	-	-	-	-	Total	-	-	-	-	-	-	-	-	-	-	-	-	-	-	-	-	-	-	-	-	-	-	-	-	-	-	-	-	-	Below Grade	19	64.8	13	336	12	358	124	-	-	-	-	-	-	-	-	-	-	-	-	-	-	-	-	-	-	-	-	-	-	-	All grades	436	4,319	3,929	16,241	9,176	50,430	137,115	276,921	27,231	1,077	73	69	123	203	1,525,383	100.0														All grades	0.1	0.8	0.7	3.1	1.7	9.6	26.1	52.4	5.2	0.2	0.2	0.2	0.2	0.2	100.0																																																																																																																																																																																																																																																																																																																																																																																																																																																																																																																																									
3-O.M.	-	-	-	-	-	-	-	-	-	-	-	-	-	-	-	-	-	-	-	-	-	-	-	-	-	-	-	-	-	4-S.M.	-	-	-	-	-	-	-	-	-	-	-	-	-	-	-	-	-	-	-	-	-	-	-	-	-	-	-	-	-	5-M.	-	-	-	-	-	-	-	-	-	-	-	-	-	-	-	-	-	-	-	-	-	-	-	-	-	-	-	-	-	6-S.L.M.	-	-	-	-	-	-	-	-	-	-	-	-	-	-	-	-	-	-	-	-	-	-	-	-	-	-	-	-	-	7-L.M.	-	-	-	-	-	-	-	-	-	-	-	-	-	-	-	-	-	-	-	-	-	-	-	-	-	-	-	-	-	Total	-	-	-	-	-	-	-	-	-	-	-	-	-	-	-	-	-	-	-	-	-	-	-	-	-	-	-	-	-	Gray:																														3-O.M.	-	-	-	-	-	-	-	-	-	-	-	-	-	-	-	-	-	-	-	-	-	-	-	-	-	-	-	-	-	4-S.M.	-	-	-	-	-	-	-	-	-	-	-	-	-	-	-	-	-	-	-	-	-	-	-	-	-	-	-	-	-	5-M.	-	-	-	-	-	-	-	-	-	-	-	-	-	-	-	-	-	-	-	-	-	-	-	-	-	-	-	-	-	6-S.L.M.	-	-	-	-	-	-	-	-	-	-	-	-	-	-	-	-	-	-	-	-	-	-	-	-	-	-	-	-	-	7-L.M.	-	-	-	-	-	-	-	-	-	-	-	-	-	-	-	-	-	-	-	-	-	-	-	-	-	-	-	-	-	Total	-	-	-	-	-	-	-	-	-	-	-	-	-	-	-	-	-	-	-	-	-	-	-	-	-	-	-	-	-	Below Grade	19	64.8	13	336	12	358	124	-	-	-	-	-	-	-	-	-	-	-	-	-	-	-	-	-	-	-	-	-	-	-	All grades	436	4,319	3,929	16,241	9,176	50,430	137,115	276,921	27,231	1,077	73	69	123	203	1,525,383	100.0														All grades	0.1	0.8	0.7	3.1	1.7	9.6	26.1	52.4	5.2	0.2	0.2	0.2	0.2	0.2	100.0																																																																																																																																																																																																																																																																																																																																																																																																																																																																																																																																																																							
4-S.M.	-	-	-	-	-	-	-	-	-	-	-	-	-	-	-	-	-	-	-	-	-	-	-	-	-	-	-	-	-	5-M.	-	-	-	-	-	-	-	-	-	-	-	-	-	-	-	-	-	-	-	-	-	-	-	-	-	-	-	-	-	6-S.L.M.	-	-	-	-	-	-	-	-	-	-	-	-	-	-	-	-	-	-	-	-	-	-	-	-	-	-	-	-	-	7-L.M.	-	-	-	-	-	-	-	-	-	-	-	-	-	-	-	-	-	-	-	-	-	-	-	-	-	-	-	-	-	Total	-	-	-	-	-	-	-	-	-	-	-	-	-	-	-	-	-	-	-	-	-	-	-	-	-	-	-	-	-	Gray:																														3-O.M.	-	-	-	-	-	-	-	-	-	-	-	-	-	-	-	-	-	-	-	-	-	-	-	-	-	-	-	-	-	4-S.M.	-	-	-	-	-	-	-	-	-	-	-	-	-	-	-	-	-	-	-	-	-	-	-	-	-	-	-	-	-	5-M.	-	-	-	-	-	-	-	-	-	-	-	-	-	-	-	-	-	-	-	-	-	-	-	-	-	-	-	-	-	6-S.L.M.	-	-	-	-	-	-	-	-	-	-	-	-	-	-	-	-	-	-	-	-	-	-	-	-	-	-	-	-	-	7-L.M.	-	-	-	-	-	-	-	-	-	-	-	-	-	-	-	-	-	-	-	-	-	-	-	-	-	-	-	-	-	Total	-	-	-	-	-	-	-	-	-	-	-	-	-	-	-	-	-	-	-	-	-	-	-	-	-	-	-	-	-	Below Grade	19	64.8	13	336	12	358	124	-	-	-	-	-	-	-	-	-	-	-	-	-	-	-	-	-	-	-	-	-	-	-	All grades	436	4,319	3,929	16,241	9,176	50,430	137,115	276,921	27,231	1,077	73	69	123	203	1,525,383	100.0														All grades	0.1	0.8	0.7	3.1	1.7	9.6	26.1	52.4	5.2	0.2	0.2	0.2	0.2	0.2	100.0																																																																																																																																																																																																																																																																																																																																																																																																																																																																																																																																																																																																					
5-M.	-	-	-	-	-	-	-	-	-	-	-	-	-	-	-	-	-	-	-	-	-	-	-	-	-	-	-	-	-	6-S.L.M.	-	-	-	-	-	-	-	-	-	-	-	-	-	-	-	-	-	-	-	-	-	-	-	-	-	-	-	-	-	7-L.M.	-	-	-	-	-	-	-	-	-	-	-	-	-	-	-	-	-	-	-	-	-	-	-	-	-	-	-	-	-	Total	-	-	-	-	-	-	-	-	-	-	-	-	-	-	-	-	-	-	-	-	-	-	-	-	-	-	-	-	-	Gray:																														3-O.M.	-	-	-	-	-	-	-	-	-	-	-	-	-	-	-	-	-	-	-	-	-	-	-	-	-	-	-	-	-	4-S.M.	-	-	-	-	-	-	-	-	-	-	-	-	-	-	-	-	-	-	-	-	-	-	-	-	-	-	-	-	-	5-M.	-	-	-	-	-	-	-	-	-	-	-	-	-	-	-	-	-	-	-	-	-	-	-	-	-	-	-	-	-	6-S.L.M.	-	-	-	-	-	-	-	-	-	-	-	-	-	-	-	-	-	-	-	-	-	-	-	-	-	-	-	-	-	7-L.M.	-	-	-	-	-	-	-	-	-	-	-	-	-	-	-	-	-	-	-	-	-	-	-	-	-	-	-	-	-	Total	-	-	-	-	-	-	-	-	-	-	-	-	-	-	-	-	-	-	-	-	-	-	-	-	-	-	-	-	-	Below Grade	19	64.8	13	336	12	358	124	-	-	-	-	-	-	-	-	-	-	-	-	-	-	-	-	-	-	-	-	-	-	-	All grades	436	4,319	3,929	16,241	9,176	50,430	137,115	276,921	27,231	1,077	73	69	123	203	1,525,383	100.0														All grades	0.1	0.8	0.7	3.1	1.7	9.6	26.1	52.4	5.2	0.2	0.2	0.2	0.2	0.2	100.0																																																																																																																																																																																																																																																																																																																																																																																																																																																																																																																																																																																																																																			
6-S.L.M.	-	-	-	-	-	-	-	-	-	-	-	-	-	-	-	-	-	-	-	-	-	-	-	-	-	-	-	-	-	7-L.M.	-	-	-	-	-	-	-	-	-	-	-	-	-	-	-	-	-	-	-	-	-	-	-	-	-	-	-	-	-	Total	-	-	-	-	-	-	-	-	-	-	-	-	-	-	-	-	-	-	-	-	-	-	-	-	-	-	-	-	-	Gray:																														3-O.M.	-	-	-	-	-	-	-	-	-	-	-	-	-	-	-	-	-	-	-	-	-	-	-	-	-	-	-	-	-	4-S.M.	-	-	-	-	-	-	-	-	-	-	-	-	-	-	-	-	-	-	-	-	-	-	-	-	-	-	-	-	-	5-M.	-	-	-	-	-	-	-	-	-	-	-	-	-	-	-	-	-	-	-	-	-	-	-	-	-	-	-	-	-	6-S.L.M.	-	-	-	-	-	-	-	-	-	-	-	-	-	-	-	-	-	-	-	-	-	-	-	-	-	-	-	-	-	7-L.M.	-	-	-	-	-	-	-	-	-	-	-	-	-	-	-	-	-	-	-	-	-	-	-	-	-	-	-	-	-	Total	-	-	-	-	-	-	-	-	-	-	-	-	-	-	-	-	-	-	-	-	-	-	-	-	-	-	-	-	-	Below Grade	19	64.8	13	336	12	358	124	-	-	-	-	-	-	-	-	-	-	-	-	-	-	-	-	-	-	-	-	-	-	-	All grades	436	4,319	3,929	16,241	9,176	50,430	137,115	276,921	27,231	1,077	73	69	123	203	1,525,383	100.0														All grades	0.1	0.8	0.7	3.1	1.7	9.6	26.1	52.4	5.2	0.2	0.2	0.2	0.2	0.2	100.0																																																																																																																																																																																																																																																																																																																																																																																																																																																																																																																																																																																																																																																																	
7-L.M.	-	-	-	-	-	-	-	-	-	-	-	-	-	-	-	-	-	-	-	-	-	-	-	-	-	-	-	-	-	Total	-	-	-	-	-	-	-	-	-	-	-	-	-	-	-	-	-	-	-	-	-	-	-	-	-	-	-	-	-	Gray:																														3-O.M.	-	-	-	-	-	-	-	-	-	-	-	-	-	-	-	-	-	-	-	-	-	-	-	-	-	-	-	-	-	4-S.M.	-	-	-	-	-	-	-	-	-	-	-	-	-	-	-	-	-	-	-	-	-	-	-	-	-	-	-	-	-	5-M.	-	-	-	-	-	-	-	-	-	-	-	-	-	-	-	-	-	-	-	-	-	-	-	-	-	-	-	-	-	6-S.L.M.	-	-	-	-	-	-	-	-	-	-	-	-	-	-	-	-	-	-	-	-	-	-	-	-	-	-	-	-	-	7-L.M.	-	-	-	-	-	-	-	-	-	-	-	-	-	-	-	-	-	-	-	-	-	-	-	-	-	-	-	-	-	Total	-	-	-	-	-	-	-	-	-	-	-	-	-	-	-	-	-	-	-	-	-	-	-	-	-	-	-	-	-	Below Grade	19	64.8	13	336	12	358	124	-	-	-	-	-	-	-	-	-	-	-	-	-	-	-	-	-	-	-	-	-	-	-	All grades	436	4,319	3,929	16,241	9,176	50,430	137,115	276,921	27,231	1,077	73	69	123	203	1,525,383	100.0														All grades	0.1	0.8	0.7	3.1	1.7	9.6	26.1	52.4	5.2	0.2	0.2	0.2	0.2	0.2	100.0																																																																																																																																																																																																																																																																																																																																																																																																																																																																																																																																																																																																																																																																																															
Total	-	-	-	-	-	-	-	-	-	-	-	-	-	-	-	-	-	-	-	-	-	-	-	-	-	-	-	-	-																																																																																																																																																																																																																																																																																																																																																																																																																																																																																																																																																																																																																																																																																																																																																																																																																																																																																																																																																																																																																												
Gray:																														3-O.M.	-	-	-	-	-	-	-	-	-	-	-	-	-	-	-	-	-	-	-	-	-	-	-	-	-	-	-	-	-	4-S.M.	-	-	-	-	-	-	-	-	-	-	-	-	-	-	-	-	-	-	-	-	-	-	-	-	-	-	-	-	-	5-M.	-	-	-	-	-	-	-	-	-	-	-	-	-	-	-	-	-	-	-	-	-	-	-	-	-	-	-	-	-	6-S.L.M.	-	-	-	-	-	-	-	-	-	-	-	-	-	-	-	-	-	-	-	-	-	-	-	-	-	-	-	-	-	7-L.M.	-	-	-	-	-	-	-	-	-	-	-	-	-	-	-	-	-	-	-	-	-	-	-	-	-	-	-	-	-	Total	-	-	-	-	-	-	-	-	-	-	-	-	-	-	-	-	-	-	-	-	-	-	-	-	-	-	-	-	-	Below Grade	19	64.8	13	336	12	358	124	-	-	-	-	-	-	-	-	-	-	-	-	-	-	-	-	-	-	-	-	-	-	-	All grades	436	4,319	3,929	16,241	9,176	50,430	137,115	276,921	27,231	1,077	73	69	123	203	1,525,383	100.0														All grades	0.1	0.8	0.7	3.1	1.7	9.6	26.1	52.4	5.2	0.2	0.2	0.2	0.2	0.2	100.0																																																																																																																																																																																																																																																																																																																																																																																																																																																																																																																																																																																																																																																																																																																																																											
3-O.M.	-	-	-	-	-	-	-	-	-	-	-	-	-	-	-	-	-	-	-	-	-	-	-	-	-	-	-	-	-	4-S.M.	-	-	-	-	-	-	-	-	-	-	-	-	-	-	-	-	-	-	-	-	-	-	-	-	-	-	-	-	-	5-M.	-	-	-	-	-	-	-	-	-	-	-	-	-	-	-	-	-	-	-	-	-	-	-	-	-	-	-	-	-	6-S.L.M.	-	-	-	-	-	-	-	-	-	-	-	-	-	-	-	-	-	-	-	-	-	-	-	-	-	-	-	-	-	7-L.M.	-	-	-	-	-	-	-	-	-	-	-	-	-	-	-	-	-	-	-	-	-	-	-	-	-	-	-	-	-	Total	-	-	-	-	-	-	-	-	-	-	-	-	-	-	-	-	-	-	-	-	-	-	-	-	-	-	-	-	-	Below Grade	19	64.8	13	336	12	358	124	-	-	-	-	-	-	-	-	-	-	-	-	-	-	-	-	-	-	-	-	-	-	-	All grades	436	4,319	3,929	16,241	9,176	50,430	137,115	276,921	27,231	1,077	73	69	123	203	1,525,383	100.0														All grades	0.1	0.8	0.7	3.1	1.7	9.6	26.1	52.4	5.2	0.2	0.2	0.2	0.2	0.2	100.0																																																																																																																																																																																																																																																																																																																																																																																																																																																																																																																																																																																																																																																																																																																																																																																									
4-S.M.	-	-	-	-	-	-	-	-	-	-	-	-	-	-	-	-	-	-	-	-	-	-	-	-	-	-	-	-	-	5-M.	-	-	-	-	-	-	-	-	-	-	-	-	-	-	-	-	-	-	-	-	-	-	-	-	-	-	-	-	-	6-S.L.M.	-	-	-	-	-	-	-	-	-	-	-	-	-	-	-	-	-	-	-	-	-	-	-	-	-	-	-	-	-	7-L.M.	-	-	-	-	-	-	-	-	-	-	-	-	-	-	-	-	-	-	-	-	-	-	-	-	-	-	-	-	-	Total	-	-	-	-	-	-	-	-	-	-	-	-	-	-	-	-	-	-	-	-	-	-	-	-	-	-	-	-	-	Below Grade	19	64.8	13	336	12	358	124	-	-	-	-	-	-	-	-	-	-	-	-	-	-	-	-	-	-	-	-	-	-	-	All grades	436	4,319	3,929	16,241	9,176	50,430	137,115	276,921	27,231	1,077	73	69	123	203	1,525,383	100.0														All grades	0.1	0.8	0.7	3.1	1.7	9.6	26.1	52.4	5.2	0.2	0.2	0.2	0.2	0.2	100.0																																																																																																																																																																																																																																																																																																																																																																																																																																																																																																																																																																																																																																																																																																																																																																																																																							
5-M.	-	-	-	-	-	-	-	-	-	-	-	-	-	-	-	-	-	-	-	-	-	-	-	-	-	-	-	-	-	6-S.L.M.	-	-	-	-	-	-	-	-	-	-	-	-	-	-	-	-	-	-	-	-	-	-	-	-	-	-	-	-	-	7-L.M.	-	-	-	-	-	-	-	-	-	-	-	-	-	-	-	-	-	-	-	-	-	-	-	-	-	-	-	-	-	Total	-	-	-	-	-	-	-	-	-	-	-	-	-	-	-	-	-	-	-	-	-	-	-	-	-	-	-	-	-	Below Grade	19	64.8	13	336	12	358	124	-	-	-	-	-	-	-	-	-	-	-	-	-	-	-	-	-	-	-	-	-	-	-	All grades	436	4,319	3,929	16,241	9,176	50,430	137,115	276,921	27,231	1,077	73	69	123	203	1,525,383	100.0														All grades	0.1	0.8	0.7	3.1	1.7	9.6	26.1	52.4	5.2	0.2	0.2	0.2	0.2	0.2	100.0																																																																																																																																																																																																																																																																																																																																																																																																																																																																																																																																																																																																																																																																																																																																																																																																																																																					
6-S.L.M.	-	-	-	-	-	-	-	-	-	-	-	-	-	-	-	-	-	-	-	-	-	-	-	-	-	-	-	-	-	7-L.M.	-	-	-	-	-	-	-	-	-	-	-	-	-	-	-	-	-	-	-	-	-	-	-	-	-	-	-	-	-	Total	-	-	-	-	-	-	-	-	-	-	-	-	-	-	-	-	-	-	-	-	-	-	-	-	-	-	-	-	-	Below Grade	19	64.8	13	336	12	358	124	-	-	-	-	-	-	-	-	-	-	-	-	-	-	-	-	-	-	-	-	-	-	-	All grades	436	4,319	3,929	16,241	9,176	50,430	137,115	276,921	27,231	1,077	73	69	123	203	1,525,383	100.0														All grades	0.1	0.8	0.7	3.1	1.7	9.6	26.1	52.4	5.2	0.2	0.2	0.2	0.2	0.2	100.0																																																																																																																																																																																																																																																																																																																																																																																																																																																																																																																																																																																																																																																																																																																																																																																																																																																																																			
7-L.M.	-	-	-	-	-	-	-	-	-	-	-	-	-	-	-	-	-	-	-	-	-	-	-	-	-	-	-	-	-	Total	-	-	-	-	-	-	-	-	-	-	-	-	-	-	-	-	-	-	-	-	-	-	-	-	-	-	-	-	-	Below Grade	19	64.8	13	336	12	358	124	-	-	-	-	-	-	-	-	-	-	-	-	-	-	-	-	-	-	-	-	-	-	-	All grades	436	4,319	3,929	16,241	9,176	50,430	137,115	276,921	27,231	1,077	73	69	123	203	1,525,383	100.0														All grades	0.1	0.8	0.7	3.1	1.7	9.6	26.1	52.4	5.2	0.2	0.2	0.2	0.2	0.2	100.0																																																																																																																																																																																																																																																																																																																																																																																																																																																																																																																																																																																																																																																																																																																																																																																																																																																																																																																	
Total	-	-	-	-	-	-	-	-	-	-	-	-	-	-	-	-	-	-	-	-	-	-	-	-	-	-	-	-	-																																																																																																																																																																																																																																																																																																																																																																																																																																																																																																																																																																																																																																																																																																																																																																																																																																																																																																																																																																																																																												
Below Grade	19	64.8	13	336	12	358	124	-	-	-	-	-	-	-	-	-	-	-	-	-	-	-	-	-	-	-	-	-	-	-																																																																																																																																																																																																																																																																																																																																																																																																																																																																																																																																																																																																																																																																																																																																																																																																																																																																																																																																																																																																																											
All grades	436	4,319	3,929	16,241	9,176	50,430	137,115	276,921	27,231	1,077	73	69	123	203	1,525,383	100.0														All grades	0.1	0.8	0.7	3.1	1.7	9.6	26.1	52.4	5.2	0.2	0.2	0.2	0.2	0.2	100.0																																																																																																																																																																																																																																																																																																																																																																																																																																																																																																																																																																																																																																																																																																																																																																																																																																																																																																																																																																																																												
All grades	0.1	0.8	0.7	3.1	1.7	9.6	26.1	52.4	5.2	0.2	0.2	0.2	0.2	0.2	100.0																																																																																																																																																																																																																																																																																																																																																																																																																																																																																																																																																																																																																																																																																																																																																																																																																																																																																																																																																																																																																																										

2/ As reported by the Bureau of the Census, running bales, linters excluded.  
 \* Less than 0.05 percent.  
 Percentage rough preparation . . . . . 1.7  
 Grade index . . . . . 96.3  
 Average staple length . . . . . 33.3

Table 27.-- Grade and staple length of upland cotton ginned in Texas, 1953-54

Grade	3/8 inch staple		7/8		29/32		15/16		31/32		1		1-1/32		1-1/16		1-1/8		1-5/16		1-3/8		1-7/16		1-1/2		1-3/4		1-1/2 inches and longer		Sales Percent		All lengths							
	Bales	Percent	Bales	Percent	Bales	Percent	Bales	Percent	Bales	Percent	Bales	Percent	Bales	Percent	Bales	Percent	Bales	Percent	Bales	Percent	Bales	Percent	Bales	Percent	Bales	Percent	Bales	Percent	Bales	Percent	Bales	Percent		Bales	Percent					
<b>Er. Whites:</b>																																								
2-0-10.	-		-		-		-		-		-		-		-		-		-		-		-		-		-		-		-		-		5,139	0.1				
3-0-10.	-		-		-		-		-		-		-		-		-		-		-		-		-		-		-		-		-		23,099	1.9				
4-0-10.	-	9	9	100	31	32	62	62	262	262	311	311	1,413	1,413	5,170	5,170	11,118	11,118	21,810	21,810	43,620	43,620	87,240	87,240	174,480	174,480	348,960	348,960	697,920	697,920	1,395,840	1,395,840	50,361	3.9						
5-0-10.	-	15	15	150	47	47	94	94	292	292	365	365	1,460	1,460	5,054	5,054	10,108	10,108	20,216	20,216	40,432	40,432	80,864	80,864	161,728	161,728	323,456	323,456	646,912	646,912	1,293,824	1,293,824	50,361	3.9						
6-0-10.	-	10	10	100	31	32	62	62	200	200	253	253	1,012	1,012	3,539	3,539	7,078	7,078	14,156	14,156	28,312	28,312	56,624	56,624	113,248	113,248	226,496	226,496	452,992	452,992	905,984	905,984	34,857	2.7						
7-0-10.	-	5	5	50	50	1	1	1	1	1	1	1	1	1	1	1	1	1	1	1	1	1	1	1	1	1	1	1	1	1	1	1	1	1	1	1				
8-0-10.	-	2	2	20	20	1	1	1	1	1	1	1	1	1	1	1	1	1	1	1	1	1	1	1	1	1	1	1	1	1	1	1	1	1	1	1				
9-0-10.	-																																					67	0.5	
<b>Total.</b>	2	66	308	46	1,022	561	3,882	7,160	37,867	23,727	35,377	31,438	37,861	31,438	51,899	51,899	75,352	75,352	109,928	109,928	174,892	174,892	349,784	349,784	699,568	699,568	1,399,136	1,399,136	2,798,272	2,798,272	5,596,544	5,596,544	212,378	1.6						
<b>White:</b>																																								
2-0-10.	-		-		-		-		-		-		-		-		-		-		-		-		-		-		-		-		-		-		11	0.1		
3-0-10.	-		-		-		-		-		-		-		-		-		-		-		-		-		-		-		-		-		-		9,236	0.7		
4-0-10.	57	118	15,319	15,437	31,598	31,908	63,196	63,324	126,392	126,712	157,814	158,134	315,628	316,268	631,256	632,536	1,262,512	1,265,072	2,525,044	2,530,144	5,060,288	5,065,388	10,120,576	10,125,676	20,241,152	20,246,252	40,482,304	40,487,404	80,974,608	80,979,708	161,949,216	161,954,316	323,898,432	323,903,532	1,216,545	0.9				
5-0-10.	17	35	354	354	1,062	1,062	3,186	3,186	6,372	6,372	12,744	12,744	25,488	25,488	50,976	50,976	101,952	101,952	203,904	203,904	407,808	407,808	815,616	815,616	1,631,232	1,631,232	3,262,464	3,262,464	6,524,928	6,524,928	13,049,856	13,049,856	26,099,712	26,099,712	99,378	0.7				
6-0-10.	51	102	1,020	1,020	3,060	3,060	6,120	6,120	12,240	12,240	24,480	24,480	48,960	48,960	97,920	97,920	195,840	195,840	391,680	391,680	783,360	783,360	1,566,720	1,566,720	3,133,440	3,133,440	6,266,880	6,266,880	12,533,760	12,533,760	25,067,520	25,067,520	50,135,040	50,135,040	191,214	1.4				
7-0-10.	60	120	1,200	1,200	3,600	3,600	7,200	7,200	14,400	14,400	28,800	28,800	57,600	57,600	115,200	115,200	230,400	230,400	460,800	460,800	921,600	921,600	1,843,200	1,843,200	3,686,400	3,686,400	7,372,800	7,372,800	14,745,600	14,745,600	29,491,200	29,491,200	58,982,400	58,982,400	227,412	1.7				
8-0-10.	-		-		-		-		-		-		-		-		-		-		-		-		-		-		-		-		-		-		31	0.2		
9-0-10.	-		-		-		-		-		-		-		-		-		-		-		-		-		-		-		-		-		-		11	0.1		
<b>Total.</b>	195	390	3,900	3,900	7,800	7,800	15,600	15,600	31,200	31,200	62,400	62,400	124,800	124,800	249,600	249,600	499,200	499,200	998,400	998,400	1,996,800	1,996,800	3,993,600	3,993,600	7,987,200	7,987,200	15,974,400	15,974,400	31,948,800	31,948,800	63,897,600	63,897,600	127,795,200	127,795,200	487,519	3.8				
<b>Spotted:</b>																																								
2-0-10.	-		-		-		-		-		-		-		-		-		-		-		-		-		-		-		-		-		-		15	0.1		
3-0-10.	-		-		-		-		-		-		-		-		-		-		-		-		-		-		-		-		-		-		3	0.0		
4-0-10.	40	80	800	800	2,400	2,400	4,800	4,800	9,600	9,600	19,200	19,200	38,400	38,400	76,800	76,800	153,600	153,600	307,200	307,200	614,400	614,400	1,228,800	1,228,800	2,457,600	2,457,600	4,915,200	4,915,200	9,830,400	9,830,400	19,660,800	19,660,800	39,321,600	39,321,600	78,643,200	78,643,200	300,317	2.3		
5-0-10.	105	210	2,100	2,100	6,300	6,300	12,600	12,600	25,200	25,200	50,400	50,400	100,800	100,800	201,600	201,600	403,200	403,200	806,400	806,400	1,612,800	1,612,800	3,225,600	3,225,600	6,451,200	6,451,200	12,902,400	12,902,400	25,804,800	25,804,800	51,609,600	51,609,600	103,219,200	103,219,200	394,134	3.0				
6-0-10.	135	270	2,700	2,700	8,100	8,100	16,200	16,200	32,400	32,400	64,800	64,800	129,600	129,600	259,200	259,200	518,400	518,400	1,036,800	1,036,800	2,073,600	2,073,600	4,147,200	4,147,200	8,294,400	8,294,400	16,588,800	16,588,800	33,177,600	33,177,600	66,355,200	66,355,200	132,710,400	132,710,400	500,200	3.8				
7-0-10.	135	270	2,700	2,700	8,100	8,100	16,200	16,200	32,400	32,400	64,800	64,800	129,600	129,600	259,200	259,200	518,400	518,400	1,036,800	1,036,800	2,073,600	2,073,600	4,147,200	4,147,200	8,294,400	8,294,400	16,588,800	16,588,800	33,177,600	33,177,600	66,355,200	66,355,200	132,710,400	132,710,400	500,200	3.8				
<b>Total.</b>	395	790	7,900	7,900	15,800	15,800	31,600	31,600	63,200	63,200	126,400	126,400	252,800	252,800	505,600	505,600	1,011,200	1,011,200	2,022,400	2,022,400	4,044,800	4,044,800	8,089,600	8,089,600	16,179,200	16,179,200	32,358,400	32,358,400	64,716,800	64,716,800	129,433,600	129,433,600	258,867,200	258,867,200	987,736	7.6				
<b>Traged:</b>																																								
2-0-10.	-		-		-		-		-		-		-		-		-		-		-		-		-		-		-		-		-		-		153	0.1		
3-0-10.	-		-		-		-		-		-		-		-		-		-		-		-		-		-		-		-		-		-		26,706	0.2		
4-0-10.	50	100	1,000	1,000	3,000	3,000	6,000	6,000	12,000	12,000	24,000	24,000	48,000	48,000	96,000	96,000	192,000	192,000	384,000	384,000	768,000	768,000	1,536,000	1,536,000	3,072,000	3,072,000	6,144,000	6,144,000	12,288,000	12,288,000	24,576,000	24,576,000	49,152,000	49,152,000	98,304,000	98,304,000	377,317	3.0		
5-0-10.	319	638	6,380	6,380	19,140	19,140	38,280	38,280	76,560	76,560	153,120	153,120	306,240	306,240	612,480	612,480	1,224,960	1,224,960	2,449,920	2,449,920	4,899,840	4,899,840	9,799,680	9,799,680	19,599,360	19,599,360	39,198,720	39,198,720	78,397,440	78,397,440	156,794,880	156,794,880	313,589,760	313,589,760	1,254,634	9.8				
6-0-10.	580	1,160	11,600	11,600	34,800	34,800	69,600	69,600	139,200	139,200	278,400	278,400	556,800	556,800	1,113,600	1,113,600	2,227,200	2,227,200	4,454,400	4,454,400	8,908,800	8,908,800	17,817,600	17,817,600	35,635,200															

Table 28. -- Grade and staple length of upland cotton ginned in Virginia, 1951-52

Grade	13/16 inch:		7/8		29/32		15/16		31/32		1-1/32		1-1/16		1-3/32		1-1/8		1-5/32		1-7/32		1-1/4	
	Bales	Percent	Bales	Percent	Bales	Percent	Bales	Percent	Bales	Percent	Bales	Percent	Bales	Percent	Bales	Percent	Bales	Percent	Bales	Percent	Bales	Percent	Bales	Percent
White:																								
1-W.F.	-	-	-	-	-	-	-	-	-	-	-	-	-	-	-	-	-	-	-	-	-	-	-	-
2-S.G.M.	-	-	-	-	-	-	-	-	-	-	-	-	-	-	-	-	-	-	-	-	-	-	-	-
3-G.M.	-	-	-	-	-	-	-	-	-	-	-	-	-	-	-	-	-	-	-	-	-	-	-	-
4-S.M.	-	-	-	-	-	-	-	-	-	-	-	-	-	-	-	-	-	-	-	-	-	-	-	-
5-M.	-	-	-	-	-	-	-	-	-	-	-	-	-	-	-	-	-	-	-	-	-	-	-	-
6-S.L.M.	-	-	-	-	-	-	-	-	-	-	-	-	-	-	-	-	-	-	-	-	-	-	-	-
7-L.M.	-	-	-	-	-	-	-	-	-	-	-	-	-	-	-	-	-	-	-	-	-	-	-	-
8-S.G.O.	-	-	-	-	-	-	-	-	-	-	-	-	-	-	-	-	-	-	-	-	-	-	-	-
9-G.O.	-	-	-	-	-	-	-	-	-	-	-	-	-	-	-	-	-	-	-	-	-	-	-	-
Total	-	-	-	-	-	-	-	-	-	-	-	-	-	-	-	-	-	-	-	-	-	-	-	-
Spotted:																								
3-G.M.	-	-	-	-	-	-	-	-	-	-	-	-	-	-	-	-	-	-	-	-	-	-	-	-
4-S.M.	-	-	-	-	-	-	-	-	-	-	-	-	-	-	-	-	-	-	-	-	-	-	-	-
5-M.	-	-	-	-	-	-	-	-	-	-	-	-	-	-	-	-	-	-	-	-	-	-	-	-
6-S.L.M.	-	-	-	-	-	-	-	-	-	-	-	-	-	-	-	-	-	-	-	-	-	-	-	-
7-L.M.	-	-	-	-	-	-	-	-	-	-	-	-	-	-	-	-	-	-	-	-	-	-	-	-
Total	-	-	-	-	-	-	-	-	-	-	-	-	-	-	-	-	-	-	-	-	-	-	-	-
All grades	-	-	-	-	-	-	-	-	-	-	-	-	-	-	-	-	-	-	-	-	-	-	-	-
All grades	-	-	-	-	-	-	-	-	-	-	-	-	-	-	-	-	-	-	-	-	-	-	-	-

Percentage rough preparation . . . . . 14.8  
 Grade index . . . . . 92.9  
 Average staple length . . . . . 33.7

1/ As reported by the Bureau of the Census, running bales, linters excluded.

Table 29.-- Grade and staple length of upland cotton ginned, during specified periods, by States, 1951-52

Grade and staple length	ALABAMA						ARIZONA					
	Prior to Sept. 1	September	October	November	After Nov. 30	Total Crop	Prior to Sept. 1	September	October	November	After Nov. 30	Total Crop
<b>Extra White:</b>												
3-0.M. . . . .	-	-	-	-	-	-	1	92	323	40	13	669
4-0.M. . . . .	-	-	-	-	-	-	557	5,009	20,029	8,235	1,558	35,333
5-M. . . . .	-	-	-	-	-	-	2,613	23,867	66,173	57,548	39,437	179,638
6-5.L.M. . . . .	-	-	-	-	-	-	371	16,151	31,491	74,473	145,374	263,160
7-L.M. . . . .	-	-	-	-	-	-	5	3,519	8,090	21,734	91,212	124,560
8-5.0.0. . . . .	-	-	-	-	-	-	-	556	1,092	1,793	16,069	19,515
9-0.0. . . . .	-	-	-	-	-	-	-	87	151	149	3,754	4,141
<b>Total . . . . .</b>	-	-	-	-	-	-	3,547	49,581	127,349	163,977	297,437	641,971
<b>White:</b>												
1-M.F. . . . .	-	-	-	-	-	-	-	-	-	-	-	-
2-5.0.M. . . . .	-	-	-	-	-	-	-	-	-	-	-	-
3-0.M. . . . .	179	582	62	-	-	823	-	-	-	-	-	-
4-0.M. . . . .	14,791	18,958	10,473	208	-	44,530	-	-	-	-	-	-
5-M. . . . .	106,061	169,590	134,013	7,531	346	417,541	-	-	-	-	-	-
6-5.L.M. . . . .	51,266	106,966	111,544	21,855	2,106	293,737	-	-	-	-	-	-
7-L.M. . . . .	1,558	11,431	24,767	11,371	3,108	52,235	-	-	-	-	-	-
8-5.0.0. . . . .	149	1,935	2,373	3,712	1,063	9,232	-	-	-	-	-	-
9-0.0. . . . .	17	162	144	289	316	928	-	-	-	-	-	-
<b>Total . . . . .</b>	174,221	309,624	283,376	44,966	6,939	819,126	-	-	-	-	-	-
<b>Spotted:</b>												
3-0.M. . . . .	70	500	24	-	-	594	-	1	160	503	495	1,162
4-0.M. . . . .	1,973	23,501	6,834	1,233	206	33,747	13	115	1,452	9,545	14,860	26,395
5-M. . . . .	265	14,071	12,714	4,413	1,369	32,812	-	45	1,557	10,279	28,612	40,493
6-5.L.M. . . . .	33	810	2,597	5,401	2,466	11,507	-	15	297	1,930	17,115	19,357
7-L.M. . . . .	-	114	245	2,847	3,821	7,027	-	4	24	91	7,982	8,101
<b>Total . . . . .</b>	2,321	30,996	22,414	14,094	7,862	85,687	13	180	3,890	22,348	69,067	95,498
<b>Tinged:</b>												
3-0.M. . . . .	-	-	8	-	-	-	-	-	-	-	11	15
4-0.M. . . . .	-	10	49	16	274	339	-	5	-	66	4	182
5-M. . . . .	-	-	-	26	764	804	-	-	-	9	151	161
6-5.L.M. . . . .	-	14	-	50	1,243	1,293	1	-	-	-	29	99
<b>Total . . . . .</b>	-	24	57	92	2,281	2,454	1	5	-	86	365	457
<b>Gray:</b>												
3-0.M. . . . .	-	36	-	-	-	36	-	-	-	-	296	304
4-0.M. . . . .	-	927	800	175	-	1,902	-	-	-	309	7,169	7,478
5-M. . . . .	-	995	856	347	16	2,214	-	4	9	565	22,840	23,418
6-5.L.M. . . . .	-	51	67	90	-	208	-	-	1	25	6,954	6,980
<b>Total . . . . .</b>	-	2,009	1,723	612	16	4,360	-	4	10	917	37,149	38,080
<b>Below Grade . . . . .</b>	-	28	8	494	769	1,299	-	18	30	35	3,764	3,847
<b>All grades . . . . .</b>	176,542	350,681	307,578	60,258	17,867	1,912,926	3,561	49,788	131,279	187,363	407,762	1,779,753
<b>Grade index . . . . .</b>	98.4	97.3	96.0	89.6	81.2	96.2	100.0	97.0	97.9	95.1	89.7	92.9
<b>Staple length (inches)</b>												
13/16 and shorter . . . . .	129	44	88	-	-	261	-	-	1	1	318	320
7/8 . . . . .	1,160	905	835	305	90	3,295	-	34	36	58	3,930	4,053
29/32 . . . . .	1,413	1,248	724	201	50	3,636	-	-	-	-	1	1
15/16 . . . . .	10,781	7,511	6,932	1,944	1,109	28,277	-	159	147	203	11,774	12,288
31/32 . . . . .	18,764	16,010	7,966	2,299	666	45,695	9	311	645	899	26,143	18,007
1 . . . . .	57,937	69,670	56,528	19,399	6,525	210,059	403	3,561	6,063	13,572	59,173	82,772
1-1/32 . . . . .	71,535	134,303	123,528	26,395	7,772	363,033	1,376	14,197	27,023	44,986	197,465	307,047
1-1/16 . . . . .	14,547	102,126	93,476	8,368	1,655	280,172	1,418	24,182	79,465	89,496	104,515	299,076
1-1/8 . . . . .	266	15,470	14,934	614	-	31,284	347	6,577	15,417	13,536	10,449	46,326
1-1/4 . . . . .	10	2,808	1,716	188	-	4,722	8	636	2,287	4,169	1,957	9,057
1-5/16 . . . . .	-	358	488	55	-	901	-	47	168	409	37	661
1-3/8 . . . . .	-	163	323	-	-	486	-	60	26	24	-	110
1-7/16 . . . . .	-	43	31	-	-	74	-	24	1	4	-	29
1-1/2 and longer . . . . .	-	22	9	-	-	31	-	-	-	1	-	1
<b>All lengths . . . . .</b>	176,542	350,681	307,578	60,258	17,867	1,912,926	3,561	49,788	131,279	187,363	407,762	1,779,753
<b>Average staple length (32d inches) . . . . .</b>	32.3	33.0	33.1	32.6	32.4	32.9	33.5	33.7	33.8	33.6	33.0	33.3

1/ As reported by the Bureau of the Census, running bales, linters excluded.

Table 30. -- Grade and staple of upland cotton ginned, during specified periods, by States, 1951-52

ARKANSAS							CALIFORNIA					
Grade and staple length	Prior to Sept. 1	September	October	November	After Nov. 30	Total Crop	Prior to Sept. 1	September	October	November	After Nov. 30	Total Crop
Grade	Bales	Bales	Bales	Bales	Bales	Bales	Bales	Bales	Bales	Bales	Bales	Bales
<b>Extra White:</b>												
3-G.M.	-	-	-	-	-	-	-	1,475	894	120	45	2,534
4-G.M.	-	-	-	-	-	-	168	40,223	101,107	31,704	3,102	176,304
5-M.	-	-	-	-	-	-	267	38,479	223,047	214,116	34,288	510,197
6-G.L.M.	-	-	-	-	-	-	23	9,316	182,106	245,365	82,306	519,116
7-L.M.	-	-	-	-	-	-	-	794	36,728	79,234	61,964	178,717
8-G.O.O.	-	-	-	-	-	-	-	44	1,458	4,847	23,627	29,976
9-O.O.	-	-	-	-	-	-	-	4	36	300	6,017	6,357
<b>Total</b>	-	-	-	-	-	-	458	90,335	545,376	575,686	211,346	1,423,201
<b>White:</b>												
1-M.F.	-	-	-	-	-	-	-	-	-	-	-	-
2-G.M.	-	-	-	-	-	-	-	-	-	-	-	-
3-G.M.	-	184	29	-	-	213	-	-	-	-	-	-
4-G.M.	80	25,652	9,040	247	10	35,029	-	-	-	1	-	1
5-M.	4,224	192,247	297,090	12,122	441	506,094	-	-	-	-	-	-
6-G.L.M.	804	72,576	193,149	79,244	6,942	352,715	-	8,527	14,318	14,067	18,912	38,912
7-L.M.	3	3,744	11,273	58,963	29,203	105,683	-	2	1,207	2,350	21,972	25,591
8-G.O.O.	-	221	1,492	15,576	30,405	47,694	-	1	118	303	43,211	44,633
9-O.O.	-	20	122	938	6,981	8,061	-	-	8	44	26,220	26,272
<b>Total</b>	5,111	294,141	535,195	167,090	73,952	1,055,489	-	3	9,920	15,016	107,470	132,409
<b>Spotted:</b>												
3-G.M.	3	136	202	22	-	363	-	-	58	33	90	181
4-G.M.	16	4,221	9,950	3,891	891	18,969	2	183	1,644	2,810	3,189	7,828
5-M.	27	2,287	3,687	15,532	8,534	30,067	-	210	5,337	11,606	13,136	30,289
6-G.L.M.	-	333	802	17,488	29,160	47,783	-	45	1,407	4,217	10,259	15,928
7-L.M.	-	12	21	4,148	44,744	48,925	-	2	162	532	16,157	17,153
<b>Total</b>	46	6,989	14,662	41,081	83,329	116,107	2	440	8,608	19,198	43,131	71,379
<b>Tinged:</b>												
3-G.M.	-	-	-	-	-	-	-	-	-	-	-	-
4-G.M.	-	-	-	-	-	-	-	-	3	2	21	28
5-M.	-	-	22	62	266	350	-	-	1	5	103	109
6-G.L.M.	-	-	-	187	3,012	3,199	-	-	-	-	302	302
7-L.M.	-	-	-	84	19,225	19,309	-	1	-	-	187	188
<b>Total</b>	-	-	22	333	22,503	22,858	-	1	4	7	615	627
<b>Yellow Stained:</b>												
3-G.M.	-	-	-	-	-	-	-	-	-	-	-	-
4-G.M.	-	-	-	-	-	-	-	-	-	-	-	-
5-M.	-	-	-	-	60	60	-	-	-	-	-	-
<b>Total</b>	-	-	-	-	60	60	-	-	-	-	-	-
<b>Grays:</b>												
3-G.M.	-	-	-	67	108	175	-	-	1	59	266	326
4-G.M.	-	31	46	2,591	2,178	4,846	-	18	1,048	5,045	12,818	18,929
5-M.	-	31	253	2,259	1,105	3,648	-	40	1,556	8,963	46,344	58,923
6-G.L.M.	-	-	-	69	306	375	-	1	248	868	41,674	42,791
<b>Total</b>	-	62	299	4,986	3,697	9,044	-	59	2,853	14,935	103,122	120,969
<b>Below Grade</b>												
	-	-	-	156	11,239	11,395	-	2	28	63	15,647	15,740
<b>All grades</b>	5,157	301,192	530,178	213,446	194,780	1,244,953	460	90,840	566,789	624,905	481,331	1,764,325
<b>Grade index</b>	99.1	98.6	97.3	89.0	76.0	93.2	101.2	101.1	97.4	94.9	84.2	93.1
<b>Staple length (inches)</b>												
1 1/16 and shorter	-	434	619	-	47	3,100	-	1	-	-	56	57
1/8	8	1,752	3,313	961	1,285	7,319	-	-	-	3	796	799
29/32	95	1,243	2,256	705	890	5,189	-	-	-	2	2	4
15/16	67	2,841	4,244	1,988	12,168	21,608	-	1	3	45	9,412	9,461
31/32	55	2,138	3,778	1,906	13,198	21,075	-	1	10	48	28,857	28,916
1	123	12,447	27,770	18,522	62,331	121,163	-	260	370	2,659	86,987	90,276
1-1/32	744	77,671	185,511	88,066	75,278	427,270	114	8,350	73,844	154,123	186,701	423,159
1-1/16	3,637	167,428	254,933	90,035	27,982	544,015	302	63,156	407,180	444,100	160,564	1,045,602
1-3/32	428	33,331	43,462	10,972	1,094	89,287	17	18,777	84,046	52,649	7,776	163,265
1-1/8	-	1,501	3,373	359	36	5,269	-	294	1,324	969	180	2,767
1-5/32	-	158	477	24	-	659	-	-	12	7	-	19
1-3/16	-	32	83	24	73	212	-	-	-	-	-	-
1-7/32	-	30	26	32	32	126	-	-	-	-	-	-
1-1/4 and longer	-	216	333	52	60	661	-	-	-	-	-	-
<b>All lengths</b>	5,157	301,192	530,178	213,446	194,780	1,244,953	460	90,840	566,789	624,905	481,331	1,764,325
<b>Average staple length (32d inches)</b>	33.7	33.7	33.5	33.4	32.5	33.4	33.7	34.1	34.0	33.8	33.0	33.7

1/ As reported by the Bureau of the Census, running bales, excluding linters.

Table 31. -- Grade and staple length of upland cotton ginned, during specified periods, by States, 1951-52

Grade and staple length	FLORIDA						GEORGIA					
	Prior to Sept. 1	September	October	November	After Nov. 30	Total Crop	Prior to Sept. 1	September	October	November	After Nov. 30	Total Crop
Grade	Bales	Bales	Bales	Bales	Bales	Bales	Bales	Bales	Bales	Bales	Bales	Bales
<b>Whites</b>												
1-M.F.	-	-	-	-	-	-	-	-	-	-	-	-
2-G.M.	-	-	-	-	-	-	-	-	-	-	-	-
3-O.N.	-	-	6	-	-	-	41	1,157	29	-	-	1,227
4-S.N.	233	116	-	-	-	385	11,223	22,619	2,695	377	33	37,117
5-M.	5,110	3,445	336	44	20	8,985	119,101	175,955	76,460	9,444	3,786	413,824
6-S.L.M.	3,074	2,391	826	119	170	6,610	49,995	128,767	87,530	17,928	4,049	288,269
7-L.N.	216	218	602	19	34	1,169	3,664	22,577	58,901	19,793	5,472	110,407
8-S.G.O.	55	9	52	-	9	125	545	1,244	4,261	5,067	4,168	15,288
9-G.O.	3	-	30	-	-	33	14	104	388	449	474	1,429
Total	6,751	6,209	1,852	212	233	17,287	214,586	351,723	230,244	53,058	17,980	867,591
<b>Spotted</b>												
3-O.N.	-	-	-	-	-	-	103	847	314	59	-	1,353
4-S.N.	273	206	26	-	-	505	2,446	6,579	8,938	977	122	19,362
5-M.	95	83	78	-	9	265	866	3,217	7,882	2,944	2,875	17,904
6-S.L.M.	33	-	19	6	-	58	93	623	1,938	1,622	2,276	6,552
7-L.N.	-	-	-	-	-	-	88	163	226	457	1,780	2,214
Total	401	289	123	6	9	828	3,616	12,129	18,728	6,059	6,853	47,385
<b>Tinged</b>												
3-O.N.	-	-	-	-	-	-	-	-	-	-	-	-
4-S.N.	-	-	-	-	-	-	-	11	-	24	-	35
5-M.	-	-	-	-	-	-	12	23	50	-	66	151
6-S.L.M.	-	-	-	-	-	-	-	19	45	-	-	97
7-L.N.	-	-	-	-	-	-	-	8	-	11	102	121
Total	-	-	-	-	-	-	12	61	95	68	168	404
<b>Grays</b>												
3-O.N.	-	-	33	-	-	56	6	16	119	-	-	141
4-S.N.	-	23	-	-	-	26	55	332	3,368	317	201	4,273
5-M.	3	-	45	-	-	49	25	225	881	52	131	1,314
6-S.L.M.	-	-	7	-	-	7	-	115	54	-	295	464
Total	3	23	86	-	-	112	86	688	4,422	369	627	6,192
Below Grade	3	-	6	-	-	9	29	24	33	28	30	144
All grades	9,158	6,521	2,067	218	242	18,236	218,329	364,625	253,522	59,582	25,658	921,716
Grade index	97.4	97.2	91.3	93.0	92.5	96.5	98.5	97.0	93.5	89.9	87.2	95.6
<b>Staple length (inches)</b>												
1 1/16 and shorter	-	-	-	-	-	-	99	112	763	221	1,574	2,779
7/8	16	32	26	-	9	83	311	823	1,221	388	705	3,448
29/32	20	21	46	-	28	115	303	614	623	294	384	2,248
15/16	59	327	134	22	40	582	2,756	9,011	10,695	3,789	2,607	28,861
31/32	131	393	189	-	73	786	7,039	16,413	33,311	10,896	2,900	70,559
1	1,156	1,779	610	67	73	3,685	71,061	105,368	115,963	29,293	11,406	333,091
1-1/32	4,886	3,014	878	115	19	8,912	110,693	154,402	77,685	13,476	5,514	361,770
1-1/16	2,773	898	177	44	-	3,892	25,352	66,413	12,646	1,135	519	106,295
1-3/32	111	57	7	-	-	175	709	9,829	579	90	19	11,226
1-1/8	6	-	-	-	-	6	6	1,228	56	-	-	1,290
1-5/32	-	-	-	-	-	-	-	139	-	-	-	139
1-3/16	-	-	-	-	-	-	-	-	-	-	-	-
1-7/32	-	-	-	-	-	-	-	-	-	-	-	-
1-1/4 and longer	-	-	-	-	-	-	-	10	-	-	-	10
All lengths	9,158	6,521	2,067	218	242	18,236	218,329	364,625	253,522	59,582	25,658	921,716
Average staple length (32d inches)	33.1	32.6	32.3	32.6	31.0	32.8	32.7	32.8	32.2	31.9	31.4	32.5

1/ As reported by the Bureau of the Census, running bales, lintens excluded.



Table 32. -- Grade and staple length of upland cotton ginned, during specified periods, by States, 1951-52

Grade and staple length	ILLINOIS						KENTUCKY					
	Prior to Sept. 1	September	October	November	After Nov. 30	Total Crop	Prior to Sept. 1	September	October	November	After Nov. 30	Total Crop
Grade	Bales	Bales	Bales	Bales	Bales	Bales	Bales	Bales	Bales	Bales	Bales	Bales
<b>White</b>												
1-M.F.	-	-	-	-	-	-	-	-	-	-	-	-
2-S.G.M.	-	-	-	-	-	-	-	-	-	-	-	-
3-G.M.	-	-	-	-	-	-	-	-	-	-	-	-
4-S.M.	-	-	24	-	-	24	-	87	97	-	-	184
5-M.	-	28	256	16	-	300	-	260	1,529	87	-	1,856
6-S.L.M.	-	-	27	115	17	159	-	31	273	272	248	824
7-L.M.	-	-	-	11	30	41	-	-	-	43	109	152
8-S.G.O.	-	-	-	-	14	14	-	-	-	12	108	120
9-G.O.	-	-	-	-	3	3	-	-	-	-	24	24
Total	-	28	307	142	64	541	-	358	1,899	414	489	3,160
<b>Spotted</b>												
3-G.M.	-	-	3	-	-	3	-	-	13	-	-	13
4-S.M.	-	-	4	-	-	4	-	-	54	13	2	69
5-M.	-	-	9	51	71	131	-	-	10	119	5	134
6-S.L.M.	-	-	-	6	43	49	-	-	-	172	122	294
7-L.M.	-	-	-	3	111	114	-	-	-	119	88	207
Total	-	-	16	60	225	301	-	-	77	423	217	717
<b>Tinged</b>												
3-G.M.	-	-	-	-	-	-	-	-	-	-	-	-
4-S.M.	-	-	-	-	-	-	-	-	-	-	-	-
5-M.	-	-	-	-	-	-	-	-	-	18	-	18
6-S.L.M.	-	-	-	-	3	3	-	-	-	-	-	-
7-L.M.	-	-	-	-	57	57	-	-	-	-	-	-
Total	-	-	-	-	60	60	-	-	-	18	-	18
Below Grade	-	-	-	-	78	78	-	-	-	-	761	761
All grades	-	28	323	202	427	1/ 980	-	358	1,976	855	1,467	1/ 4,656
Grade index	-	100.0	99.6	93.1	76.6	88.2	-	100.5	99.3	98.7	71.9	88.8
<b>Staple length (inches)</b>												
13/16 and shorter	-	-	-	-	-	-	-	-	-	-	-	-
7/8	-	-	-	-	-	-	-	-	-	-	-	-
29/32	-	-	-	-	2	2	-	-	-	-	-	-
15/16	-	-	-	-	128	128	-	-	-	-	733	733
31/32	-	-	-	-	5	5	-	-	-	-	-	-
1	-	-	-	3	117	120	-	-	6	-	137	143
1-1/32	-	-	3	51	116	170	-	60	100	154	343	665
1-1/16	-	28	287	136	59	510	-	217	1,587	567	214	2,585
1-1/32	-	-	33	12	-	45	-	73	283	75	40	471
1-1/8	-	-	-	-	-	-	-	-	-	53	-	53
1-5/32	-	-	-	-	-	-	-	-	-	6	-	6
1-3/16	-	-	-	-	-	-	-	-	-	-	-	-
1-7/32	-	-	-	-	-	-	-	-	-	-	-	-
1-1/4 & longer	-	-	-	-	-	-	-	-	-	-	-	-
All lengths	-	28	323	202	427	1/ 980	-	358	1,976	855	1,467	1/ 4,656
Average staple length (32d inches)	-	34.0	34.1	33.8	31.9	33.1	-	34.0	34.1	34.1	31.6	33.3

1/ As reported by the Bureau of the Census, running bales, linters excluded.

Table 33. -- Grade and staple length of upland cotton ginned, during specified periods, by states, 1951-52

LOUISIANA							MISSISSIPPI					
Grade and staple length	Prior to Sept. 1	September	October	November	After Nov. 30	Total Crop	Prior to Sept. 1	September	October	November	After Nov. 30	Total Crop
Grade	Bales	Bales	Bales	Bales	Bales	Bales	Bales	Bales	Bales	Bales	Bales	Bales
<b>White:</b>												
1-M.F. . . . .	-	-	-	-	-	-	-	-	-	-	-	-
2-G.M. . . . .	-	-	-	-	-	-	-	-	-	-	-	-
3-G.M. . . . .	1,155	443	32	-	-	1,630	3,048	8,798	189	-	-	12,035
4-G.M. . . . .	36,658	19,990	4,404	289	28	61,369	43,173	136,788	17,503	1,423	31	196,916
5-M. . . . .	109,387	102,779	35,700	3,911	86	251,863	84,975	319,378	242,726	20,663	1,117	668,809
6-G.L.M. . . . .	20,316	109,777	113,686	26,211	3,654	273,644	15,680	141,969	264,959	84,671	10,373	537,652
7-L.M. . . . .	528	20,597	58,522	25,060	4,602	109,309	79	12,163	46,645	34,224	21,861	144,972
8-S.G.O. . . . .	-	650	4,021	1,782	817	7,270	9	795	4,309	3,330	7,946	16,389
9-G.O. . . . .	-	22	457	174	122	775	9	9	442	330	1,261	2,051
<b>Total . . . . .</b>	<b>166,044</b>	<b>254,258</b>	<b>216,422</b>	<b>57,427</b>	<b>9,309</b>	<b>705,860</b>	<b>144,973</b>	<b>619,850</b>	<b>596,773</b>	<b>144,641</b>	<b>42,589</b>	<b>1,548,826</b>
<b>Spotted:</b>												
3-G.M. . . . .	9	73	20	84	-	186	35	189	44	11	-	279
4-G.M. . . . .	2,070	5,300	3,136	1,324	66	11,896	2,080	5,492	3,507	1,424	62	12,565
5-M. . . . .	670	3,964	9,631	5,327	1,378	20,970	603	2,323	1,926	3,024	1,889	9,766
6-G.L.M. . . . .	9	636	3,684	1,507	1,708	7,544	45	137	554	1,201	3,450	5,387
7-L.M. . . . .	9	22	484	231	968	1,714	-	18	7	382	4,219	4,646
<b>Total . . . . .</b>	<b>2,767</b>	<b>9,995</b>	<b>16,952</b>	<b>8,473</b>	<b>4,120</b>	<b>42,307</b>	<b>2,763</b>	<b>8,159</b>	<b>6,038</b>	<b>6,042</b>	<b>9,620</b>	<b>32,622</b>
<b>Tinged:</b>												
3-G.M. . . . .	-	-	-	-	-	-	-	-	-	-	-	-
4-G.M. . . . .	-	-	-	-	-	-	-	-	-	-	11	28
5-M. . . . .	-	-	-	-	-	-	-	-	-	-	26	26
6-G.L.M. . . . .	-	-	-	-	-	-	-	-	-	-	26	90
7-L.M. . . . .	-	-	-	-	-	-	-	-	-	-	-	-
<b>Total . . . . .</b>	<b>-</b>	<b>-</b>	<b>-</b>	<b>-</b>	<b>-</b>	<b>-</b>	<b>-</b>	<b>-</b>	<b>-</b>	<b>63</b>	<b>64</b>	<b>144</b>
<b>Grays:</b>												
3-G.M. . . . .	-	-	-	-	-	-	-	115	41	177	27	361
4-G.M. . . . .	-	236	224	158	-	618	9	499	1,080	806	581	2,975
5-M. . . . .	11	125	68	12	-	216	-	134	551	1,015	1,949	3,649
6-G.L.M. . . . .	-	-	24	12	-	36	-	-	7	56	197	260
<b>Total . . . . .</b>	<b>11</b>	<b>361</b>	<b>316</b>	<b>182</b>	<b>-</b>	<b>870</b>	<b>9</b>	<b>749</b>	<b>1,679</b>	<b>2,054</b>	<b>2,754</b>	<b>7,245</b>
<b>Below Grade . . . . .</b>	<b>9</b>	<b>10</b>	<b>88</b>	<b>82</b>	<b>-</b>	<b>189</b>	<b>-</b>	<b>-</b>	<b>37</b>	<b>-</b>	<b>-</b>	<b>37</b>
<b>All grades . . . . .</b>	<b>170,831</b>	<b>264,624</b>	<b>234,178</b>	<b>66,164</b>	<b>13,429</b>	<b>719,226</b>	<b>147,745</b>	<b>628,758</b>	<b>604,527</b>	<b>152,800</b>	<b>55,044</b>	<b>1,588,874</b>
<b>Grade index . . . . .</b>	<b>100.1</b>	<b>96.4</b>	<b>92.3</b>	<b>90.1</b>	<b>86.8</b>	<b>95.2</b>	<b>100.1</b>	<b>99.2</b>	<b>95.9</b>	<b>92.2</b>	<b>84.7</b>	<b>96.9</b>
<b>Staple length (inches)</b>												
1 3/16 and shorter . . . . .	14	55	-	-	-	69	-	38	-	-	-	38
7/8 . . . . .	39	401	197	-	-	637	26	171	251	-	10	488
29/32 . . . . .	37	311	22	-	-	370	42	242	458	-	20	762
15/16 . . . . .	239	1,016	725	-	40	2,020	167	1,068	4,469	263	277	6,244
31/32 . . . . .	284	788	608	23	20	1,723	425	2,712	9,260	736	266	13,399
1 . . . . .	3,178	10,899	13,258	1,509	741	29,585	4,988	17,650	45,708	5,768	9,206	83,320
1-1/32 . . . . .	34,785	64,564	73,286	17,862	6,603	197,100	38,471	113,508	165,224	48,788	20,817	386,838
1-1/16 . . . . .	111,570	148,099	119,093	41,861	5,733	426,356	60,389	306,442	307,991	84,054	22,845	751,691
1-3/32 . . . . .	19,679	32,893	25,304	4,830	292	82,998	36,210	150,197	63,946	11,643	1,347	263,373
1-1/8 . . . . .	875	5,040	1,656	79	-	7,650	6,029	30,350	5,511	1,341	99	43,350
1-5/32 . . . . .	120	462	9	-	-	591	698	5,164	828	-	-	6,690
1-3/16 . . . . .	-	96	-	-	-	96	192	640	200	36	47	1,115
1-7/32 . . . . .	-	-	20	-	-	20	9	177	220	-	74	480
1-1/4 and longer . . . . .	11	-	-	-	-	11	69	399	431	151	36	1,086
<b>All lengths . . . . .</b>	<b>170,831</b>	<b>264,624</b>	<b>234,178</b>	<b>66,164</b>	<b>13,429</b>	<b>719,226</b>	<b>147,745</b>	<b>628,758</b>	<b>604,527</b>	<b>152,800</b>	<b>55,044</b>	<b>1,588,874</b>
<b>Average staple length (32d inches) . . . . .</b>	<b>33.9</b>	<b>33.8</b>	<b>33.7</b>	<b>33.8</b>	<b>33.4</b>	<b>33.8</b>	<b>34.0</b>	<b>34.1</b>	<b>33.6</b>	<b>33.7</b>	<b>33.3</b>	<b>33.8</b>

1/ As reported by the Bureau of the Census, running bales, linters excluded.

Table 34. -- Grade and staple length of upland cotton ginned, during specified periods, by States, 1951-52

Grade and staple length	MISSOURI						NEW MEXICO					
	Prior to Sept. 1	September	October	November	After Nov. 30	Total Crop	Prior to Sept. 1	September	October	November	After Nov. 30	Total Crop
	Bales	Bales	Bales	Bales	Bales	Bales	Bales	Bales	Bales	Bales	Bales	Bales
<b>Extra Whites</b>												
3-G.M.	-	-	-	-	-	-	-	686	5,180	318	15	6,199
4-G.M.	-	-	-	-	-	-	7,833	16,655	12,616	256	-	67,360
5-M.	-	-	-	-	-	-	8,212	27,285	25,079	3,085	-	63,661
6-G.L.M.	-	-	-	-	-	-	1,033	7,196	17,261	5,191	-	30,679
7-L.M.	-	-	-	-	-	-	60	761	7,930	2,313	-	11,044
8-G.G.O.	-	-	-	-	-	-	-	62	1,150	1,863	-	3,055
9-G.O.	-	-	-	-	-	-	-	-	121	762	-	863
Total	-	-	-	-	-	-	-	17,804	87,117	64,175	13,465	183,161
<b>Whites</b>												
1-M.F.	-	-	-	-	-	-	-	-	-	-	-	-
2-G.M.	-	-	-	-	-	-	-	-	-	-	-	-
3-G.M.	-	-	23	-	-	23	-	-	-	-	-	-
4-G.M.	-	9,069	10,897	108	-	20,074	-	-	-	-	-	-
5-M.	-	37,525	87,794	3,075	-	128,394	-	-	-	-	-	-
6-G.L.M.	-	17,004	32,169	10,659	70	59,902	-	-	-	-	-	-
7-L.M.	-	108	758	10,494	477	11,837	-	-	-	-	-	-
8-G.G.O.	-	12	-	10,846	6,190	17,048	-	-	-	-	-	-
9-G.O.	-	-	-	888	2,509	3,397	-	-	-	-	-	-
Total	-	63,718	131,641	36,070	9,246	240,675	-	-	-	-	-	-
<b>Spotted</b>												
3-G.M.	-	-	35	-	-	35	-	1	35	162	10	538
4-G.M.	-	204	337	36	-	577	-	99	1,931	6,795	2,731	11,556
5-M.	-	24	222	2,117	67	2,730	-	134	2,380	11,041	4,291	17,849
6-G.L.M.	-	-	-	8,586	4,017	12,633	-	1	117	5,448	17,206	22,802
7-L.M.	-	-	-	7,711	24,338	32,049	-	5	5	587	14,854	15,451
Total	-	228	594	18,750	28,452	48,024	-	240	4,498	24,333	39,125	68,196
<b>Tinged</b>												
3-G.M.	-	-	-	-	-	-	-	-	-	-	-	-
4-G.M.	-	-	-	-	16	28	-	-	-	20	77	97
5-M.	-	-	-	74	1,269	1,283	-	1	-	174	1,214	1,415
6-G.L.M.	-	-	-	74	19,740	19,814	-	-	-	84	2,059	2,144
7-L.M.	-	-	-	74	-	-	-	-	-	-	1,358	1,358
Total	-	-	-	160	20,965	21,125	-	1	-	278	4,735	5,014
<b>Yellow Stained</b>												
3-G.M.	-	-	-	-	-	-	-	-	-	-	-	-
4-G.M.	-	-	-	-	-	-	-	-	-	-	-	-
5-M.	-	-	-	-	39	39	-	-	-	-	2	2
Total	-	-	-	-	39	39	-	-	-	-	2	2
<b>Grays</b>												
3-G.M.	-	-	-	-	-	-	-	-	-	-	-	-
4-G.M.	-	96	117	289	-	502	-	4	88	154	6	552
5-M.	-	36	11	301	114	462	-	-	97	920	74	1,091
6-G.L.M.	-	-	-	-	13	13	-	-	1	4	10	15
Total	-	132	128	590	127	977	-	4	186	1,378	90	1,658
Below Grade	-	-	35	37	10,769	10,841	-	-	-	17	2,042	2,059
All Grades	-	64,078	132,398	55,607	69,598	1/ 321,681	-	18,049	92,101	90,481	59,459	1/ 260,090
Grade Index	-	98.9	98.8	84.2	71.2	90.3	-	101.5	101.5	95.4	82.7	95.1
<b>Staple length (inches)</b>												
1 3/16 and shorter	-	-	-	-	-	-	-	6	62	4,655	7,274	11,997
7/8	-	-	35	12	1,910	1,957	-	69	487	8,908	17,809	27,273
29/32	-	-	35	-	431	466	-	21	214	914	84	1,233
15/16	-	72	69	185	26,481	26,807	-	143	2,300	7,985	15,896	26,328
31/32	-	60	140	123	11,437	11,760	-	53	1,356	1,760	139	3,308
1 -	-	348	472	8,604	21,103	30,527	-	988	3,529	8,843	4,208	17,568
1-1/32	-	3,172	7,058	30,326	7,865	48,421	-	4,058	3,715	7,805	1,128	16,706
1-1/16	-	45,181	74,030	13,609	371	133,191	-	5,136	14,319	7,957	5,080	32,742
1-1/32	-	15,233	49,382	2,471	-	67,086	-	2,475	21,880	12,112	5,633	42,100
1-1/8	-	12	990	240	-	1,242	-	1,624	23,320	17,501	1,871	44,316
1-5/32	-	-	140	12	-	152	-	1,560	14,517	9,762	287	26,126
1-3/16	-	-	47	-	-	47	-	1,297	5,301	2,091	24	8,713
1-7/32	-	-	-	-	-	-	-	400	990	148	15	1,553
1-1/4 and longer	-	-	-	25	-	25	-	19	91	10	11	131
All lengths	-	64,078	132,398	55,607	69,598	1/ 321,681	-	18,049	92,101	90,481	59,459	1/ 260,090
Average staple length (32d inches)	-	34.2	34.3	33.2	31.1	33.4	-	34.6	35.2	33.2	30.2	33.3

1/ As reported by the Bureau of the Census, running bales, linters excluded.

Table 35.-- Grade and staple length of upland cotton ginned, during specified periods, by States, 1951-52

NORTH CAROLINA							OKLAHOMA					
Grade and staple length	Prior to Sept. 1	September	October	November	After Nov. 30	Total Crop	Prior to Sept. 1	September	October	November	After Nov. 30	Total Crop
Grade	Bales	Bales	Bales	Bales	Bales	Bales	Bales	Bales	Bales	Bales	Bales	Bales
<b>Whites:</b>												
1-M.F.	-	-	-	-	-	-	-	-	-	-	-	-
2-S-G.M.	-	-	-	-	-	-	-	-	-	-	-	-
3-G.M.	-	11	15	-	-	26	-	117	18	-	-	135
4-S.M.	-	16,048	4,906	198	257	21,609	-	1,615	4,642	144	86	6,687
5-M.	-	75,287	45,290	4,867	2,242	127,686	-	4,745	7,853	1,248	85	13,931
6-S-L.M.	-	80,446	150,010	46,568	6,229	283,253	-	9,268	19,585	18,827	2,620	50,300
7-L.M.	-	3,111	27,926	35,010	18,465	84,512	-	4,109	9,369	14,623	5,559	33,660
8-S.G.O.	-	95	428	602	2,431	3,556	-	146	1,253	3,372	3,218	8,189
9-G.O.	-	-	-	90	97	187	-	211	11	375	299	896
<b>Total</b>	-	174,998	228,575	87,335	29,721	520,629	-	20,611	42,731	38,589	11,867	113,798
<b>Spotted:</b>												
3-G.M.	-	279	30	-	-	309	-	2,672	8,074	473	-	11,219
4-S.M.	-	1,700	2,271	272	407	4,650	-	19,124	69,888	20,781	1,185	110,978
5-M.	-	1,237	3,557	2,657	2,010	9,461	-	11,307	43,193	48,552	14,815	117,867
6-S-L.M.	-	238	331	211	2,120	2,900	-	690	5,043	18,504	26,774	51,011
7-L.M.	-	16	27	56	438	537	-	43	289	3,094	11,052	14,478
<b>Total</b>	-	3,470	6,216	3,196	4,975	17,857	-	33,836	126,487	91,404	53,826	305,553
<b>Tinged:</b>												
3-G.M.	-	-	-	-	-	-	-	-	20	-	47	67
4-S.M.	-	-	-	-	16	16	-	188	50	364	1,828	2,430
5-M.	-	-	-	-	47	47	-	41	62	1,253	10,183	11,539
6-S-L.M.	-	-	-	-	221	221	-	32	-	621	12,260	12,913
7-L.M.	-	-	-	-	63	63	-	-	-	170	4,652	4,822
<b>Total</b>	-	-	-	-	347	347	-	261	132	2,408	28,970	31,771
<b>Yellow Stained:</b>												
3-G.M.	-	-	-	-	-	-	-	-	-	-	-	-
4-S.M.	-	-	-	-	-	-	-	-	-	-	358	358
5-M.	-	-	-	-	-	-	-	8	-	9	2,562	2,579
<b>Total</b>	-	-	-	-	-	-	-	8	-	9	2,920	2,937
<b>Gray:</b>												
3-G.M.	-	-	-	-	-	-	-	-	-	-	-	-
4-S.M.	-	27	1,389	206	34	1,656	-	-	-	209	91	300
5-M.	-	86	2,123	1,142	546	4,097	-	8	-	128	283	419
6-S-L.M.	-	16	315	919	8,463	9,713	-	-	-	-	143	143
<b>Total</b>	-	129	3,827	2,267	15,043	21,266	-	8	-	337	517	862
<b>Below Grade</b>	-	-	-	27	-	27	-	8	34	139	2,084	2,265
<b>All grades</b>	-	178,597	238,618	92,825	50,086	1/ 560,126	-	54,732	169,384	132,886	100,184	1/ 457,186
<b>Grade index</b>	-	97.3	94.1	90.4	84.8	93.7	-	95.7	95.7	90.7	81.6	91.2
<b>Staple length (inches)</b>												
1 3/16 and shorter	-	-	-	-	-	-	-	7,463	23,108	18,347	19,301	68,219
7/8	-	40	19	37	187	283	-	15,548	51,475	40,105	43,785	150,913
29/32	-	-	56	-	64	120	-	7,646	27,920	23,657	15,332	74,393
15/16	-	288	249	-	913	1,450	-	12,395	39,964	33,424	17,834	103,517
11/32	-	887	559	162	687	2,295	-	5,317	13,307	9,280	2,768	30,672
1	-	17,555	8,939	8,043	12,586	47,123	-	4,108	9,719	6,264	1,030	24,121
1-1/32	-	73,645	122,849	76,637	34,335	307,466	-	1,600	2,870	1,438	89	5,997
1-1/16	-	67,968	95,465	7,738	1,303	172,474	-	460	1,954	517	45	2,076
1-3/32	-	12,474	8,406	131	-	21,211	-	40	57	38	-	135
1-1/8	-	3,223	1,296	58	11	4,588	-	117	10	16	-	143
1-5/32	-	1,639	453	16	-	2,108	-	-	-	-	-	-
1-3/16	-	615	77	-	-	692	-	-	-	-	-	-
1-7/32	-	99	8	-	-	107	-	-	-	-	-	-
1-1/4 and longer	-	164	42	-	-	206	-	-	-	-	-	-
<b>All lengths</b>	-	178,597	238,618	92,825	50,086	1/ 560,126	-	54,732	169,384	132,886	100,184	1/ 457,186
<b>Average staple length (32d inches)</b>	-	33.5	33.5	33.0	32.7	33.3	-	29.1	29.0	28.9	28.3	28.8

1/ As reported by the Bureau of the Census, running bales, lintars excluded.

Table 36. -- Grade and staple length of upland cotton ginned, during specified periods, by States, 1951-52

SOUTH CAROLINA							TENNESSEE						
Grade and staple length	Prior to Sept. 1	September	October	November	After Nov. 30	Total Crop	Prior to Sept. 1	September	October	November	After Nov. 30	Total Crop	
Grade	Bales	Bales	Bales	Bales	Bales	Bales	Bales	Bales	Bales	Bales	Bales	Bales	
<b>White:</b>													
1-M.F. . . . .	-	-	-	-	-	-	-	-	-	-	-	-	
2-G.G.M. . . . .	-	-	-	-	-	-	-	-	-	-	-	-	
3-G.M. . . . .	350	293	13	49	-	705	-	136	376	-	-	512	
4-S.M. . . . .	16,237	24,397	1,814	1,658	114	44,030	-	10,374	13,431	290	26	24,121	
5-M. . . . .	76,668	160,186	31,112	6,723	2,901	278,491	-	80,426	179,162	12,049	1,011	272,648	
6-1-L.M. . . . .	28,363	128,914	121,589	37,012	8,765	324,113	-	22,365	55,567	28,011	2,774	108,717	
7-L.M. . . . .	1,155	24,601	78,113	30,636	20,446	154,731	-	602	863	21,151	6,955	29,571	
8-G.O. . . . .	38	1,117	9,020	3,115	4,830	17,995	-	83	268	9,170	8,808	18,329	
9-O.O. . . . .	25	-	544	107	677	1,353	-	-	-	192	970	1,162	
<b>Total . . . . .</b>	<b>122,836</b>	<b>339,508</b>	<b>242,244</b>	<b>79,110</b>	<b>37,733</b>	<b>821,451</b>	<b>-</b>	<b>113,986</b>	<b>249,667</b>	<b>70,863</b>	<b>20,544</b>	<b>455,060</b>	
<b>Spotted:</b>													
3-G.M. . . . .	39	686	110	9	-	874	-	-	-	-	-	1,401	
4-S.M. . . . .	704	8,189	10,625	1,682	51	21,251	-	233	719	392	57	2,401	
5-M. . . . .	49	2,155	6,751	1,337	126	10,418	-	54	89	5,553	1,463	7,159	
6-S.L.M. . . . .	-	468	835	96	122	1,521	-	18	24	5,820	11,165	17,027	
7-L.M. . . . .	-	-	73	-	-	73	-	-	23	9,528	22,310	31,861	
<b>Total . . . . .</b>	<b>792</b>	<b>11,498</b>	<b>18,424</b>	<b>3,124</b>	<b>299</b>	<b>34,137</b>	<b>-</b>	<b>305</b>	<b>855</b>	<b>21,293</b>	<b>34,995</b>	<b>57,448</b>	
<b>Tinged:</b>													
3-G.M. . . . .	-	11	-	-	-	11	-	-	-	-	-	-	
4-S.M. . . . .	-	22	42	-	-	64	-	-	-	-	-	-	
5-M. . . . .	-	22	62	-	13	97	-	-	-	47	15	62	
6-S.L.M. . . . .	-	-	-	-	-	-	-	-	-	12	2,074	2,086	
7-L.M. . . . .	-	-	-	-	-	-	-	-	-	178	8,850	9,028	
<b>Total . . . . .</b>	<b>-</b>	<b>55</b>	<b>104</b>	<b>-</b>	<b>13</b>	<b>172</b>	<b>-</b>	<b>-</b>	<b>-</b>	<b>217</b>	<b>10,939</b>	<b>11,176</b>	
<b>Grays:</b>													
3-G.M. . . . .	25	193	1,674	395	-	2,287	-	-	-	-	-	-	
4-S.M. . . . .	114	1,201	6,500	1,716	373	9,904	-	-	-	42	15	57	
5-M. . . . .	-	635	763	112	714	2,224	-	-	-	101	31	132	
6-S.L.M. . . . .	-	163	87	11	1,034	1,295	-	-	-	-	-	-	
<b>Total . . . . .</b>	<b>139</b>	<b>2,192</b>	<b>9,024</b>	<b>2,234</b>	<b>2,121</b>	<b>15,710</b>	<b>-</b>	<b>-</b>	<b>-</b>	<b>143</b>	<b>46</b>	<b>189</b>	
<b>Below Grade . . . . .</b>	<b>13</b>	<b>20</b>	<b>119</b>	<b>-</b>	<b>22</b>	<b>174</b>	<b>-</b>	<b>-</b>	<b>25</b>	<b>96</b>	<b>1,389</b>	<b>1,510</b>	
<b>All Grades . . . . .</b>	<b>123,790</b>	<b>353,273</b>	<b>269,935</b>	<b>84,468</b>	<b>40,188</b>	<b>1/ 871,644</b>	<b>-</b>	<b>114,291</b>	<b>250,547</b>	<b>92,632</b>	<b>67,913</b>	<b>1/ 525,383</b>	
<b>Grade index . . . . .</b>	<b>99.0</b>	<b>96.8</b>	<b>91.5</b>	<b>90.7</b>	<b>86.6</b>	<b>94.4</b>	<b>-</b>	<b>99.1</b>	<b>98.8</b>	<b>88.1</b>	<b>77.8</b>	<b>94.3</b>	
<b>Staple length (inches)</b>													
1 1/16 and shorter . . . . .	-	-	-	-	-	-	-	24	217	154	41	436	
7/8 . . . . .	-	20	-	-	-	20	-	255	1,865	461	1,738	4,319	
29/32 . . . . .	-	-	-	-	-	-	-	174	1,600	369	1,786	3,929	
15/16 . . . . .	34	266	118	95	185	698	-	878	4,221	1,826	9,316	16,241	
31/32 . . . . .	62	1,128	989	304	445	2,898	-	409	2,186	2,809	3,472	9,176	
1 . . . . .	17,342	38,611	48,494	26,217	14,145	144,826	-	2,990	11,929	13,190	22,421	50,430	
1-1/16 . . . . .	86,519	244,441	189,230	59,222	21,210	591,822	-	17,158	54,946	12,629	22,382	137,115	
1-1/16 . . . . .	19,280	63,840	27,373	6,380	4,000	140,413	-	82,101	156,926	29,348	6,546	274,921	
1-1/32 . . . . .	342	1,887	1,284	627	101	4,241	-	10,136	15,316	1,707	72	27,231	
1-1/8 . . . . .	13	1,144	567	342	13	2,076	-	200	709	89	79	1,077	
1-5/32 . . . . .	-	249	234	83	24	590	-	-	73	-	-	73	
1-3/16 . . . . .	13	442	289	65	44	853	-	-	49	-	20	69	
1-7/32 . . . . .	13	152	214	37	51	467	-	11	80	12	20	123	
1-1/4 and longer . . . . .	112	896	1,146	156	-	2,340	-	55	130	38	20	243	
<b>All lengths . . . . .</b>	<b>123,790</b>	<b>353,273</b>	<b>269,935</b>	<b>84,468</b>	<b>40,188</b>	<b>1/ 871,644</b>	<b>-</b>	<b>114,291</b>	<b>250,547</b>	<b>92,632</b>	<b>67,913</b>	<b>1/ 525,383</b>	
<b>Average staple length (32d inches) . . . . .</b>	<b>33.0</b>	<b>33.1</b>	<b>33.0</b>	<b>32.8</b>	<b>32.7</b>	<b>33.0</b>	<b>-</b>	<b>33.8</b>	<b>33.6</b>	<b>33.0</b>	<b>32.0</b>	<b>33.3</b>	

1/ As reported by the Bureau of the Census, running bales, listers excluded.

Table 37.-- Grade and staple length of upland cotton ginned, during specified periods, by States, 1951-52

Grade and staple length	TEXAS						VIRGINIA					
	Prior to Sept. 1	September	October	November	After Nov. 30	Total Crop	Prior to Sept. 1	September	October	November	After Nov. 30	Total Crop
<b>Extra White:</b>												
3-O.M. . . . .	-	787	4,124	227	1	5,139	-	-	-	-	-	-
4-S.M. . . . .	-	15,183	45,495	12,343	48	73,099	-	-	-	-	-	-
5-M. . . . .	-	9,124	16,412	23,670	1,095	50,301	-	-	-	-	-	-
6-S.L.M. . . . .	-	778	1,398	6,775	3,001	11,952	-	-	-	-	-	-
7-L.M. . . . .	-	79	92	945	702	1,817	-	-	-	-	-	-
8-S.D.O. . . . .	-	-	7	93	203	303	-	-	-	-	-	-
9-O.O. . . . .	-	-	2	6	59	67	-	-	-	-	-	-
<b>Total. . . . .</b>	<b>-</b>	<b>25,951</b>	<b>67,519</b>	<b>44,099</b>	<b>5,109</b>	<b>142,678</b>	<b>-</b>	<b>-</b>	<b>-</b>	<b>-</b>	<b>-</b>	<b>-</b>
<b>White:</b>												
1-M.F. . . . .	-	-	-	-	-	-	-	-	-	-	-	-
2-S.O.M. . . . .	11	-	-	-	-	11	-	-	-	-	-	-
3-O.M. . . . .	8,217	868	140	11	-	9,236	-	-	-	-	-	-
4-S.M. . . . .	159,199	24,448	11,034	995	129	195,795	-	88	-	-	-	88
5-M. . . . .	655,878	161,804	100,042	15,087	974	933,771	-	912	924	17	-	1,853
6-S.L.M. . . . .	266,840	150,595	119,702	138,925	16,664	683,726	-	735	4,017	2,127	331	7,210
7-L.M. . . . .	39,587	87,752	57,787	72,171	33,934	291,231	-	-	607	643	369	1,619
8-S.D.O. . . . .	1,396	17,005	16,780	8,376	8,413	51,970	-	-	184	-	-	184
9-O.O. . . . .	17	1,564	1,655	404	1,423	5,063	-	-	-	-	-	-
<b>Total. . . . .</b>	<b>1,131,145</b>	<b>444,036</b>	<b>299,140</b>	<b>235,961</b>	<b>61,537</b>	<b>2,170,819</b>	<b>-</b>	<b>1,735</b>	<b>5,732</b>	<b>2,787</b>	<b>700</b>	<b>10,954</b>
<b>Spotted:</b>												
3-O.M. . . . .	3,725	4,346	8,344	637	32	17,084	-	-	-	-	-	-
4-S.M. . . . .	16,650	62,023	199,945	54,071	3,579	335,268	-	-	25	-	-	25
5-M. . . . .	4,300	56,306	178,175	293,431	70,104	602,316	-	-	92	233	125	450
6-S.L.M. . . . .	631	5,164	10,591	198,116	331,862	546,364	-	-	23	38	485	546
7-L.M. . . . .	96	504	1,326	15,523	85,410	102,859	-	-	77	9	-	86
<b>Total. . . . .</b>	<b>25,402</b>	<b>128,343</b>	<b>397,381</b>	<b>561,778</b>	<b>490,987</b>	<b>1,603,891</b>	<b>-</b>	<b>-</b>	<b>217</b>	<b>280</b>	<b>610</b>	<b>1,107</b>
<b>Tinged:</b>												
3-O.M. . . . .	-	-	-	8	116	124	-	-	-	-	-	-
4-S.M. . . . .	-	-	28	701	3,756	4,485	-	-	-	-	-	-
5-M. . . . .	-	-	-	1,952	24,252	26,204	-	-	-	-	-	-
6-S.L.M. . . . .	-	10	10	2,036	40,993	43,049	-	-	-	-	-	-
7-L.M. . . . .	-	-	-	307	15,741	16,048	-	-	-	-	-	-
<b>Total. . . . .</b>	<b>-</b>	<b>10</b>	<b>38</b>	<b>5,004</b>	<b>84,888</b>	<b>89,940</b>	<b>-</b>	<b>-</b>	<b>-</b>	<b>-</b>	<b>-</b>	<b>-</b>
<b>Yellow Stained:</b>												
3-O.M. . . . .	-	-	-	-	17	17	-	-	-	-	-	-
4-S.M. . . . .	-	-	-	-	1,447	1,447	-	-	-	-	-	-
5-M. . . . .	-	-	-	-	3,972	3,972	-	-	-	-	-	-
<b>Total. . . . .</b>	<b>-</b>	<b>-</b>	<b>-</b>	<b>-</b>	<b>5,436</b>	<b>5,436</b>	<b>-</b>	<b>-</b>	<b>-</b>	<b>-</b>	<b>-</b>	<b>-</b>
<b>Gray:</b>												
3-O.M. . . . .	6	98	13	9	1	127	-	-	-	-	-	-
4-S.M. . . . .	1,062	1,156	169	1,063	116	3,896	-	-	-	-	-	-
5-M. . . . .	2,348	2,469	1,858	2,150	614	9,439	-	-	-	-	-	-
6-S.L.M. . . . .	87	872	556	208	116	1,869	-	-	-	-	-	-
<b>Total. . . . .</b>	<b>3,503</b>	<b>4,595</b>	<b>2,896</b>	<b>3,430</b>	<b>907</b>	<b>15,331</b>	<b>-</b>	<b>-</b>	<b>-</b>	<b>-</b>	<b>-</b>	<b>-</b>
<b>Below Grade . . . . .</b>	<b>-</b>	<b>29</b>	<b>62</b>	<b>134</b>	<b>3,367</b>	<b>3,592</b>	<b>-</b>	<b>-</b>	<b>-</b>	<b>-</b>	<b>-</b>	<b>-</b>
<b>All Grades . . . . .</b>	<b>1,160,050</b>	<b>602,964</b>	<b>766,036</b>	<b>850,406</b>	<b>652,231</b>	<b>1/4,031,687</b>	<b>-</b>	<b>1,735</b>	<b>5,949</b>	<b>3,067</b>	<b>1,310</b>	<b>1/ 12,061</b>
<b>Grade index . . . . .</b>	<b>98.6</b>	<b>94.8</b>	<b>95.5</b>	<b>89.8</b>	<b>82.5</b>	<b>93.1</b>	<b>-</b>	<b>97.7</b>	<b>93.2</b>	<b>89.0</b>	<b>87.3</b>	<b>92.9</b>
<b>Staple length (inches)</b>												
13/16 and shorter . . . . .	6,016	9,351	32,114	46,007	108,884	202,372	-	-	-	-	-	-
7/8 . . . . .	80,520	83,270	186,208	233,232	266,958	850,188	-	-	-	-	-	-
29/32 . . . . .	152,426	128,953	229,124	261,587	166,000	939,090	-	-	-	-	-	-
15/16 . . . . .	204,056	169,904	166,324	188,230	79,823	808,337	-	-	-	-	-	-
31/32 . . . . .	97,095	68,894	50,588	41,888	12,553	270,978	-	-	-	-	-	-
1 . . . . .	73,819	43,007	23,855	23,372	9,382	173,435	-	41	110	27	208	
1-1/32 . . . . .	168,874	40,348	10,502	11,122	2,162	233,008	-	29	2,895	2,678	1,266	6,868
1-1/16 . . . . .	294,352	28,574	11,478	9,853	3,409	347,666	-	353	2,205	249	17	2,824
1-3/32 . . . . .	45,928	5,944	12,671	10,771	2,788	78,102	-	500	768	-	-	1,268
1-1/8 . . . . .	6,696	6,273	16,458	12,628	1,084	43,139	-	824	40	-	-	864
1-5/32 . . . . .	12,756	8,779	18,728	7,524	168	47,955	-	29	-	-	-	29
1-3/16 . . . . .	16,475	7,466	11,033	2,017	16	37,027	-	-	-	-	-	-
1-7/32 . . . . .	1,055	2,010	3,443	143	1	6,452	-	-	-	-	-	-
1-1/4 and longer . . . . .	22	191	510	32	3	758	-	-	-	-	-	-
<b>All lengths . . . . .</b>	<b>1,160,050</b>	<b>602,964</b>	<b>766,036</b>	<b>850,406</b>	<b>652,231</b>	<b>1/4,031,687</b>	<b>-</b>	<b>1,735</b>	<b>5,949</b>	<b>3,067</b>	<b>1,310</b>	<b>1/ 12,061</b>
<b>Average staple length (32d inches) . . . . .</b>	<b>31.8</b>	<b>30.4</b>	<b>29.8</b>	<b>29.4</b>	<b>28.4</b>	<b>30.7</b>	<b>-</b>	<b>35.3</b>	<b>33.6</b>	<b>33.0</b>	<b>33.0</b>	<b>33.7</b>

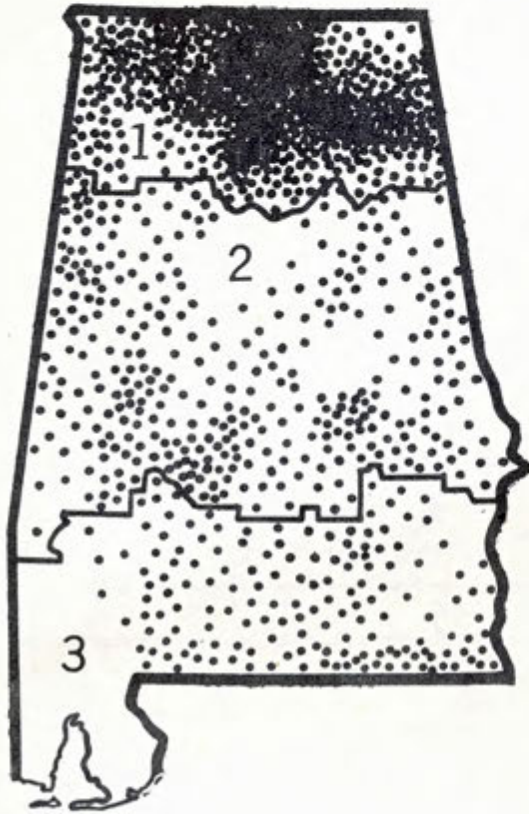
1/ As reported by the Bureau of the Census, running bales, linters excluded.

Table 38.-- Grade and staple length of upland cotton ginned, by States and districts, 1951-52

Grade and staple length	ALABAMA				ARKANSAS				
	Ginned in district			Ginned in the State	Ginned in district				Ginned in the State
	1	2	3		1	2	3	4	
<b>Grade</b>	<b>Bales</b>	<b>Bales</b>	<b>Bales</b>	<b>Bales</b>	<b>Bales</b>	<b>Bales</b>	<b>Bales</b>	<b>Bales</b>	<b>Bales</b>
<b>White:</b>									
1-M.F. . . . .	-	-	-	-	-	-	-	-	-
2-O.G.M. . . . .	-	-	-	-	-	-	-	-	-
3-O.M. . . . .	109	402	312	823	-	-	-	213	213
4-S.M. . . . .	14,356	16,071	14,203	44,630	585	13,705	824	19,915	35,029
5-M. . . . .	174,396	131,532	111,563	417,521	19,585	314,799	22,996	145,714	506,094
6-S.L.M. . . . .	105,476	102,422	85,839	293,737	11,398	197,933	41,331	102,053	352,715
7-L.M. . . . .	11,740	20,229	20,266	52,235	3,684	49,840	11,119	41,040	105,683
8-S.O.O. . . . .	4,816	471	3,945	9,232	1,195	30,799	2,259	13,444	47,694
9-O.O. . . . .	589	-	339	928	-	5,777	280	2,004	8,061
<b>Total</b> . . . . .	<b>311,482</b>	<b>271,177</b>	<b>236,467</b>	<b>819,126</b>	<b>36,447</b>	<b>612,853</b>	<b>78,809</b>	<b>327,380</b>	<b>1,055,489</b>
<b>Spotted:</b>									
3-O.M. . . . .	286	204	104	594	120	59	32	152	363
4-S.M. . . . .	21,341	8,824	3,562	33,747	3,548	5,573	2,210	7,638	18,969
5-M. . . . .	21,346	8,565	2,901	32,812	3,027	14,151	5,121	7,768	30,067
6-S.L.M. . . . .	7,836	2,350	1,321	11,507	2,680	34,035	1,806	9,262	47,783
7-L.M. . . . .	6,494	230	303	7,027	819	45,677	310	2,119	48,925
<b>Total</b> . . . . .	<b>57,323</b>	<b>20,173</b>	<b>8,191</b>	<b>85,687</b>	<b>10,194</b>	<b>99,495</b>	<b>9,479</b>	<b>26,939</b>	<b>146,107</b>
<b>Tinged:</b>									
3-O.M. . . . .	-	-	-	-	-	-	-	-	-
4-S.M. . . . .	-	10	8	18	-	-	-	-	-
5-M. . . . .	290	-	49	339	49	146	22	133	350
6-S.L.M. . . . .	780	10	14	804	11	2,866	16	306	3,199
7-L.M. . . . .	1,293	-	-	1,293	60	19,233	-	16	19,309
<b>Total</b> . . . . .	<b>2,363</b>	<b>20</b>	<b>71</b>	<b>2,454</b>	<b>120</b>	<b>22,245</b>	<b>38</b>	<b>455</b>	<b>22,858</b>
<b>Yellow Stained:</b>									
3-O.M. . . . .	-	-	-	-	-	-	-	-	-
4-S.M. . . . .	-	-	-	-	-	-	-	-	-
5-M. . . . .	-	-	-	-	-	60	-	-	60
<b>Total</b> . . . . .	<b>-</b>	<b>-</b>	<b>-</b>	<b>-</b>	<b>-</b>	<b>60</b>	<b>-</b>	<b>-</b>	<b>60</b>
<b>Gray:</b>									
3-O.M. . . . .	-	36	-	36	-	-	-	175	175
4-S.M. . . . .	452	941	509	1,902	22	674	156	3,994	4,846
5-M. . . . .	447	1,029	738	2,214	60	935	276	2,377	3,648
6-S.L.M. . . . .	149	9	50	208	-	108	113	154	375
<b>Total</b> . . . . .	<b>1,048</b>	<b>2,015</b>	<b>1,297</b>	<b>4,360</b>	<b>82</b>	<b>1,717</b>	<b>545</b>	<b>6,700</b>	<b>9,044</b>
<b>Below Grade</b> . . . . .	<b>1,263</b>	<b>-</b>	<b>36</b>	<b>1,299</b>	<b>-</b>	<b>11,253</b>	<b>15</b>	<b>127</b>	<b>11,395</b>
<b>All grades</b> . . . . .	<b>373,479</b>	<b>293,385</b>	<b>246,062</b>	<b>912,926</b>	<b>46,843</b>	<b>747,623</b>	<b>88,886</b>	<b>361,601</b>	<b>1,244,953</b>
<b>Grade Index</b> . . . . .	<b>96.0</b>	<b>96.6</b>	<b>96.2</b>	<b>96.2</b>	<b>94.8</b>	<b>92.3</b>	<b>93.7</b>	<b>94.8</b>	<b>93.2</b>
<b>Staple length (inches)</b>									
13/16 and shorter . . . .	-	50	211	261	751	247	55	47	1,100
7/8 . . . . .	781	1,091	1,423	3,295	5,476	1,204	384	255	7,319
29/32 . . . . .	849	1,236	1,501	3,636	2,985	1,298	658	248	5,189
15/16 . . . . .	6,703	8,760	12,814	28,277	4,718	14,142	1,327	1,421	21,608
31/32 . . . . .	7,454	13,742	24,489	45,695	2,159	14,558	2,000	2,358	21,075
1 . . . . .	66,562	68,643	74,854	210,059	8,446	67,066	12,477	33,174	121,163
1-1/32 . . . . .	146,716	117,704	99,613	364,033	14,112	194,340	42,663	176,155	427,270
1-1/16 . . . . .	118,787	72,316	29,069	220,172	7,704	375,010	26,284	135,017	544,015
1-1/8 . . . . .	21,043	8,341	1,900	31,284	456	74,064	2,567	12,200	89,287
1-1/4 . . . . .	3,259	1,291	172	4,722	27	4,250	412	580	5,269
1-5/32 . . . . .	762	123	16	901	9	534	47	69	659
1-3/16 . . . . .	467	19	-	486	-	149	12	51	212
1-7/32 . . . . .	64	10	-	74	-	116	-	10	126
1-1/4 and longer . . . .	22	9	-	31	-	645	-	16	661
<b>All lengths</b> . . . . .	<b>373,479</b>	<b>293,385</b>	<b>246,062</b>	<b>912,926</b>	<b>46,843</b>	<b>747,623</b>	<b>88,886</b>	<b>361,601</b>	<b>1,244,953</b>
<b>Average Staple Length (32d inches)</b> . . . . .	<b>33.2</b>	<b>32.9</b>	<b>32.4</b>	<b>32.9</b>	<b>31.7</b>	<b>33.5</b>	<b>33.1</b>	<b>33.3</b>	<b>33.4</b>

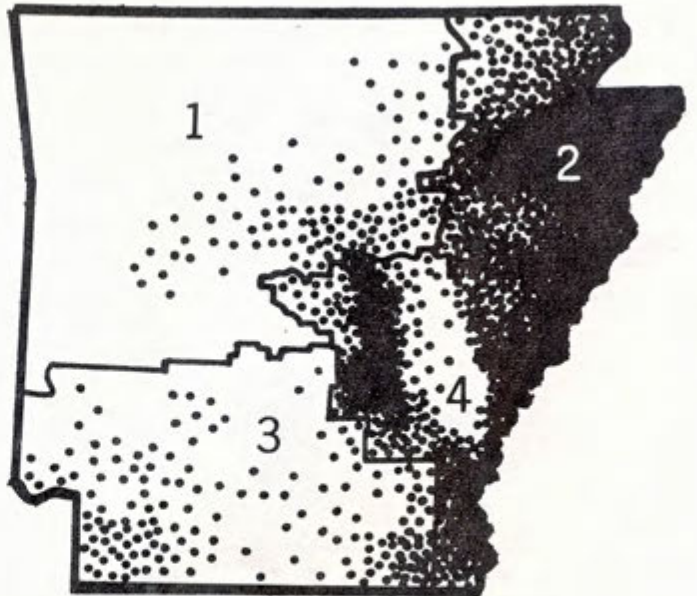
1/ As reported by the Bureau of the Census, running bales, linters excluded.

# COTTON PRODUCTION BY DISTRICTS, 1948-49



ALABAMA

ARKANSAS



*Each dot represents 1,000 bales*

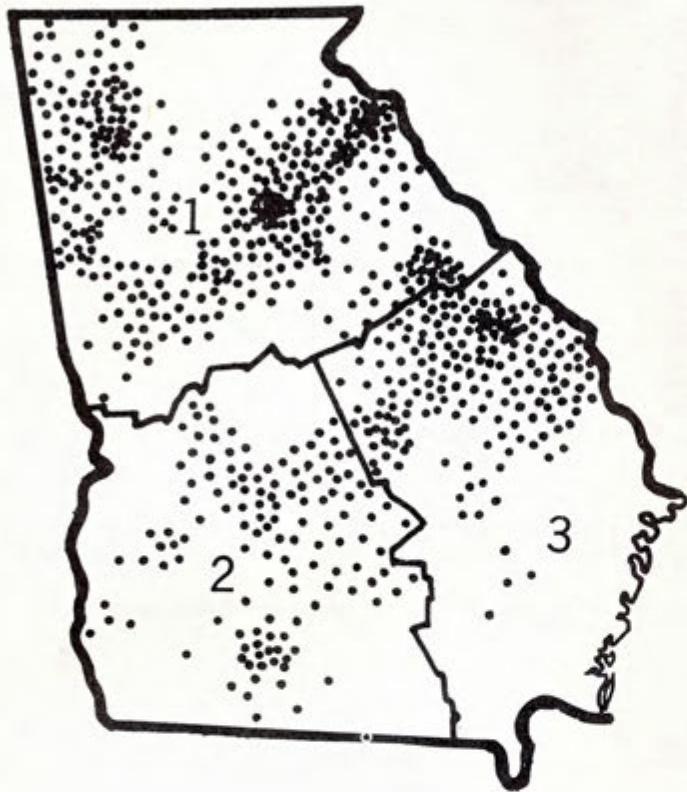


Table 39.-- Grade and staple length of upland cotton ginned, by States and districts, 1951-52

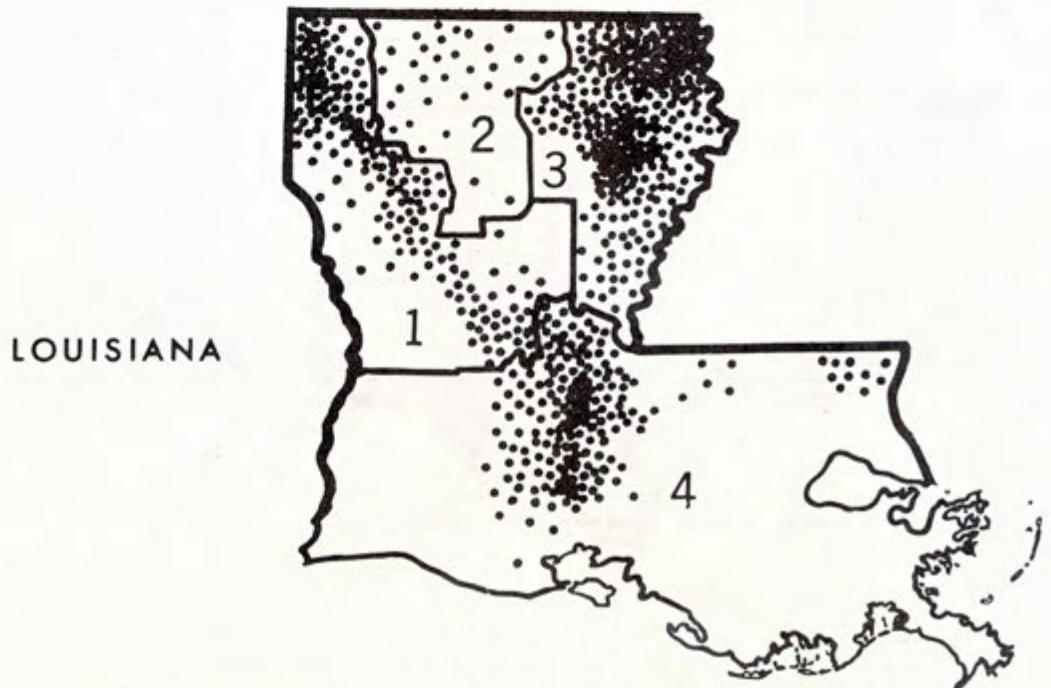
Grade and Staple length	GEORGIA				LOUISIANA				
	Ginned in district			Ginned in the State	Ginned in district				Ginned in the State
	1	2	3		1	2	3	4	
Grade	Bales	Bales	Bales	Bales	Bales	Bales	Bales	Bales	Bales
<b>White:</b>									
1-M.F. . . . .	-	-	-	-	-	-	-	-	-
2-S.G.M. . . . .	-	-	-	-	-	-	-	-	-
3-O.M. . . . .	1,150	77	-	1,227	9	-	1,440	181	1,630
4-S.M. . . . .	23,425	9,607	4,115	37,147	3,900	311	39,253	17,905	61,369
5-M. . . . .	166,717	144,564	102,543	413,824	38,574	7,215	97,228	108,846	251,863
6-S.L.M. . . . .	71,346	121,292	95,631	288,269	61,668	11,810	116,689	83,477	273,644
7-L.M. . . . .	7,169	48,679	54,559	110,407	49,171	2,662	35,784	21,692	109,309
8-S.G.O. . . . .	3,291	7,522	4,475	15,288	3,115	10	3,299	846	7,270
9-G.O. . . . .	189	950	290	1,429	575	-	166	34	775
<b>Total . . . . .</b>	<b>273,287</b>	<b>332,691</b>	<b>261,613</b>	<b>867,591</b>	<b>157,012</b>	<b>22,008</b>	<b>293,859</b>	<b>232,981</b>	<b>705,860</b>
<b>Spotted:</b>									
3-O.M. . . . .	1,233	92	28	1,353	131	-	55	-	186
4-S.M. . . . .	14,524	3,361	1,477	19,362	4,032	497	4,800	2,567	11,896
5-M. . . . .	12,316	4,676	912	17,904	13,794	1,429	2,239	3,508	20,970
6-S.L.M. . . . .	3,540	2,352	660	6,552	5,879	317	556	789	7,541
7-L.M. . . . .	1,251	749	214	2,214	1,408	-	110	196	1,714
<b>Total . . . . .</b>	<b>32,864</b>	<b>11,230</b>	<b>3,291</b>	<b>47,385</b>	<b>25,244</b>	<b>2,243</b>	<b>7,760</b>	<b>7,060</b>	<b>42,307</b>
<b>Tinged:</b>									
3-O.M. . . . .	-	-	-	-	-	-	-	-	-
4-S.M. . . . .	35	-	-	35	-	-	-	-	-
5-M. . . . .	110	41	-	151	-	-	-	-	-
6-S.L.M. . . . .	55	42	-	97	-	-	-	-	-
7-L.M. . . . .	113	8	-	121	-	-	-	-	-
<b>Total . . . . .</b>	<b>313</b>	<b>91</b>	<b>-</b>	<b>404</b>	<b>-</b>	<b>-</b>	<b>-</b>	<b>-</b>	<b>-</b>
<b>Gray:</b>									
3-O.M. . . . .	38	103	-	141	-	-	-	-	-
4-S.M. . . . .	496	3,678	99	4,273	362	-	201	55	618
5-M. . . . .	194	587	533	1,314	175	-	11	30	216
6-S.L.M. . . . .	-	236	228	464	36	-	-	-	36
<b>Total . . . . .</b>	<b>728</b>	<b>4,604</b>	<b>860</b>	<b>6,192</b>	<b>573</b>	<b>-</b>	<b>212</b>	<b>85</b>	<b>870</b>
<b>Below Grade . . . . .</b>	<b>-</b>	<b>79</b>	<b>65</b>	<b>144</b>	<b>142</b>	<b>-</b>	<b>19</b>	<b>28</b>	<b>189</b>
<b>All grades . . . . .</b>	<b>307,192</b>	<b>348,695</b>	<b>265,829</b>	<b>1/ 921,716</b>	<b>182,971</b>	<b>24,251</b>	<b>301,850</b>	<b>240,154</b>	<b>1/ 749,226</b>
<b>Grade index . . . . .</b>	<b>97.6</b>	<b>94.9</b>	<b>94.2</b>	<b>95.6</b>	<b>92.2</b>	<b>94.8</b>	<b>96.1</b>	<b>96.6</b>	<b>95.2</b>
<b>Staple length (inches)</b>									
13/16 and shorter . . . . .	2,313	89	377	2,779	22	47	-	-	69
7/8 . . . . .	1,443	1,170	835	3,448	114	504	-	19	637
29/32 . . . . .	563	1,120	565	2,248	62	274	-	34	370
15/16 . . . . .	3,933	14,298	10,630	28,861	323	1,320	41	336	2,020
31/32 . . . . .	13,489	33,616	23,454	70,559	362	810	203	348	1,723
1 . . . . .	80,895	119,902	132,294	333,091	5,183	5,200	12,040	7,162	29,585
1-1/32 . . . . .	128,840	145,110	87,820	361,770	51,955	9,061	78,935	57,449	197,100
1-1/16 . . . . .	64,525	32,116	9,654	106,295	118,499	6,478	152,528	148,851	426,356
1-1/32 . . . . .	9,780	1,266	180	11,226	6,347	476	51,761	24,114	82,998
1-1/8 . . . . .	1,272	8	10	1,290	93	61	6,011	1,485	7,650
1-5/32 . . . . .	139	-	-	139	-	20	274	297	591
1-3/16 . . . . .	-	-	-	-	11	-	26	59	96
1-7/32 . . . . .	-	-	-	-	-	-	20	-	20
1-1/4 and longer . . . . .	-	-	10	10	-	-	11	-	11
<b>All lengths . . . . .</b>	<b>307,192</b>	<b>348,695</b>	<b>265,829</b>	<b>1/ 921,716</b>	<b>182,971</b>	<b>24,251</b>	<b>301,850</b>	<b>240,154</b>	<b>1/ 749,226</b>
<b>Average staple length (32d inches) . . . . .</b>	<b>32.8</b>	<b>32.4</b>	<b>32.2</b>	<b>32.5</b>	<b>33.7</b>	<b>32.7</b>	<b>33.9</b>	<b>33.8</b>	<b>33.8</b>

1/ As reported by the Bureau of the Census, running bales, linters excluded.

# COTTON PRODUCTION BY DISTRICTS, 1948-49



GEORGIA



LOUISIANA

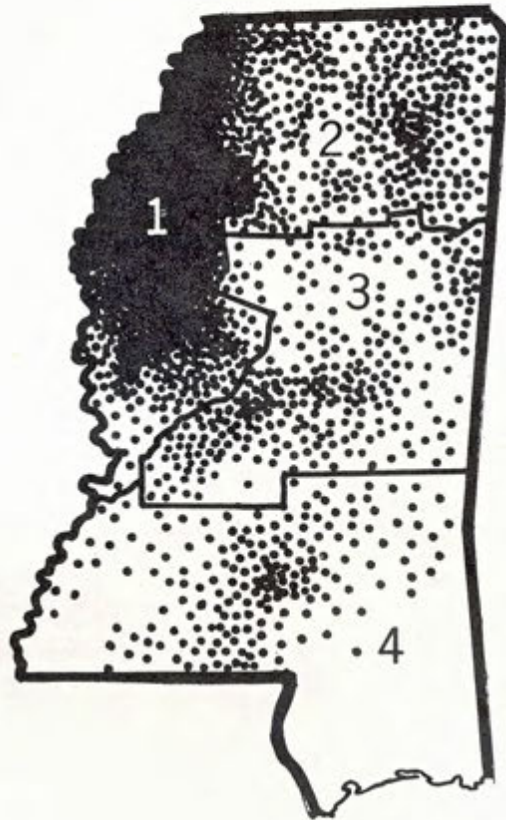
*Each dot represents 1,000 bales*

Table 40.-- Grade and staple length of upland cotton ginned, by States and districts, 1951-52

Grade and staple length	MISSISSIPPI					NORTH CAROLINA				
	Ginned in district					Ginned in the	Ginned in district			Ginned in the
	1	2	3	4	State	1	2	3	State	
<b>White:</b>	<b>Bales</b>	<b>Bales</b>	<b>Bales</b>	<b>Bales</b>	<b>Bales</b>	<b>Bales</b>	<b>Bales</b>	<b>Bales</b>	<b>Bales</b>	<b>Bales</b>
1-M.F. . . . .	-	-	-	-	-	-	-	-	-	-
2-S.G.M. . . . .	-	-	-	-	-	-	-	-	-	-
3-O.M. . . . .	11,659	299	36	41	12,035	15	-	11	26	
4-S.M. . . . .	148,304	26,399	15,028	7,187	196,918	17,719	362	3,328	21,409	
5-M. . . . .	300,922	197,584	101,365	68,938	668,809	73,826	22,788	31,072	127,686	
6-S.L.M. . . . .	295,973	86,933	85,131	69,615	537,652	36,734	131,997	114,522	283,253	
7-L.M. . . . .	77,172	12,939	10,538	14,323	114,972	2,871	47,081	34,560	84,512	
8-S.G.O. . . . .	11,898	3,083	10	1,398	16,389	274	1,442	1,840	3,556	
9-G.O. . . . .	1,722	271	-	58	2,051	-	11	176	187	
<b>Total . . . . .</b>	<b>847,650</b>	<b>327,508</b>	<b>212,108</b>	<b>161,560</b>	<b>1,548,826</b>	<b>131,439</b>	<b>203,691</b>	<b>185,509</b>	<b>520,629</b>	
<b>Spotted:</b>										
3-O.M. . . . .	152	46	63	18	279	309	-	-	309	
4-S.M. . . . .	4,537	1,937	2,793	3,298	12,565	3,615	982	53	4,650	
5-M. . . . .	3,223	2,045	1,455	3,042	9,765	4,107	5,099	255	9,461	
6-S.L.M. . . . .	2,770	1,659	190	768	5,387	1,354	1,677	69	2,900	
7-L.M. . . . .	3,537	1,039	50	-	4,626	473	64	-	537	
<b>Total . . . . .</b>	<b>14,219</b>	<b>6,726</b>	<b>4,551</b>	<b>7,126</b>	<b>32,622</b>	<b>9,858</b>	<b>7,622</b>	<b>377</b>	<b>17,857</b>	
<b>Tinged:</b>										
3-O.M. . . . .	-	-	-	-	-	-	-	-	-	
4-S.M. . . . .	-	-	-	-	-	16	-	-	16	
5-M. . . . .	11	17	-	-	28	47	-	-	47	
6-S.L.M. . . . .	-	26	-	-	26	221	-	-	221	
7-L.M. . . . .	-	90	-	-	90	63	-	-	63	
<b>Total . . . . .</b>	<b>11</b>	<b>133</b>	<b>-</b>	<b>-</b>	<b>144</b>	<b>347</b>	<b>-</b>	<b>-</b>	<b>347</b>	
<b>Gray:</b>										
3-O.M. . . . .	326	35	-	-	361	-	-	-	-	
4-S.M. . . . .	2,786	189	-	-	2,975	11	107	1,538	1,655	
5-M. . . . .	3,015	634	-	-	3,649	61	1,324	8,512	9,897	
6-S.L.M. . . . .	243	17	-	-	260	30	2,177	7,526	9,713	
<b>Total . . . . .</b>	<b>6,370</b>	<b>875</b>	<b>-</b>	<b>-</b>	<b>7,245</b>	<b>102</b>	<b>3,608</b>	<b>17,556</b>	<b>21,266</b>	
<b>Below grade . . . . .</b>	<b>37</b>	<b>-</b>	<b>-</b>	<b>-</b>	<b>37</b>	<b>19</b>	<b>-</b>	<b>8</b>	<b>27</b>	
<b>All grades . . . . .</b>	<b>868,287</b>	<b>335,242</b>	<b>216,659</b>	<b>168,686</b>	<b>1/ 1,588,874</b>	<b>141,765</b>	<b>214,911</b>	<b>203,450</b>	<b>1/ 567,126</b>	
<b>Grade index . . . . .</b>	<b>96.7</b>	<b>97.7</b>	<b>97.1</b>	<b>96.0</b>	<b>96.9</b>	<b>99.0</b>	<b>92.2</b>	<b>92.2</b>	<b>93.7</b>	
<b>Staple length (Inches)</b>										
13/16 and shorter . . . . .	-	29	9	-	38	-	-	-	-	
7/8 . . . . .	10	34	96	48	488	275	-	8	283	
29/32 . . . . .	-	455	210	97	762	98	-	22	120	
15/16 . . . . .	294	2,193	1,379	2,379	6,244	1,396	10	44	1,450	
31/32 . . . . .	793	1,774	5,393	5,439	13,399	1,368	95	832	2,295	
1 . . . . .	16,874	14,555	31,223	20,668	83,320	16,475	7,390	23,258	47,123	
1-1/32 . . . . .	139,554	89,176	93,156	64,952	386,838	73,593	117,261	126,632	307,466	
1-1/16 . . . . .	427,944	211,525	75,586	66,636	781,691	38,246	74,228	59,300	172,474	
1-3/32 . . . . .	234,665	13,191	8,209	7,308	263,373	6,208	11,971	3,035	21,714	
1-1/8 . . . . .	40,507	925	884	1,034	43,350	1,924	2,424	240	4,588	
1-5/32 . . . . .	6,231	175	180	104	6,690	970	1,059	79	2,108	
1-3/16 . . . . .	801	160	133	21	1,115	339	353	-	692	
1-7/32 . . . . .	240	193	47	-	480	19	88	-	137	
1-1/4 and longer . . . . .	374	557	155	-	1,086	154	52	-	206	
<b>All lengths . . . . .</b>	<b>868,287</b>	<b>335,242</b>	<b>216,659</b>	<b>168,686</b>	<b>1/ 1,588,874</b>	<b>141,765</b>	<b>214,911</b>	<b>203,450</b>	<b>1/ 567,126</b>	
<b>Average staple length (32d inches) . . . . .</b>	<b>34.2</b>	<b>33.7</b>	<b>33.2</b>	<b>33.3</b>	<b>33.8</b>	<b>33.3</b>	<b>33.5</b>	<b>33.2</b>	<b>33.3</b>	

1/ As reported by the Bureau of the Census, running bales, linters excluded.

## COTTON PRODUCTION BY DISTRICTS, 1948-49



MISSISSIPPI

NORTH CAROLINA

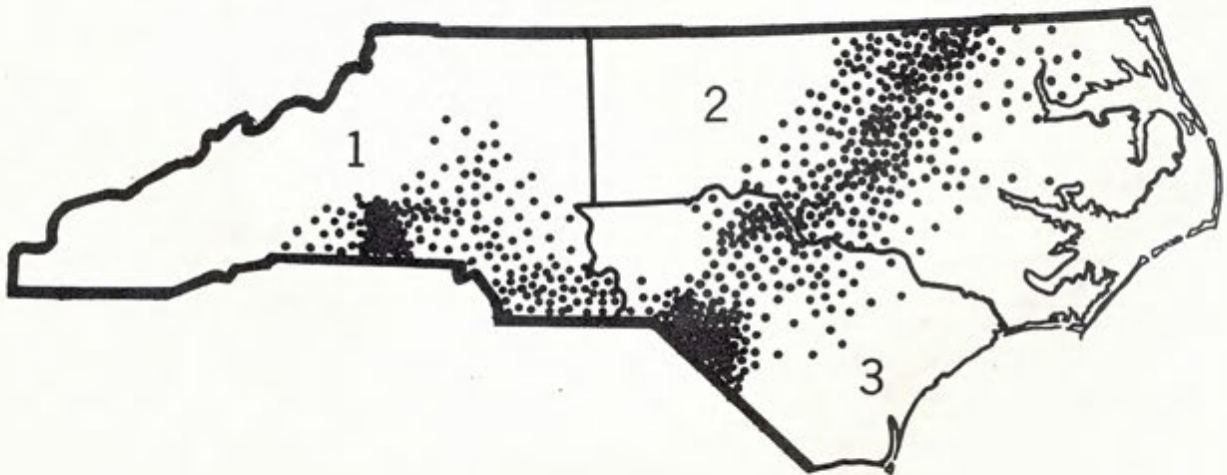
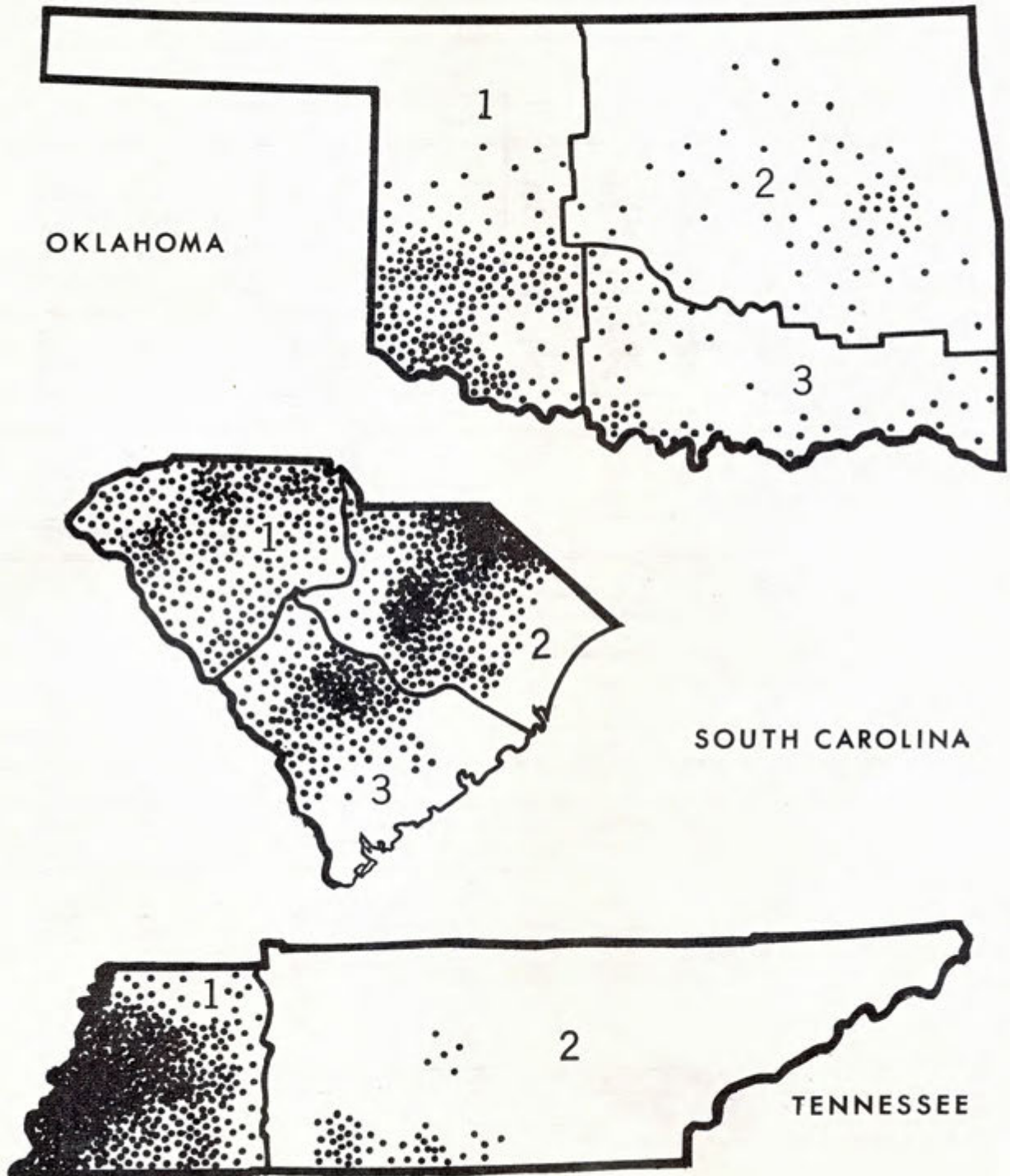
*Each dot represents 1,000 bales*

Table 11.-- Grade and staple length of upland cotton ginned, by States and districts, 1951-52

Grade and staple length	OKLAHOMA				SOUTH CAROLINA				TENNESSEE			
	Ginned in district			Ginned in the State	Ginned in district			Ginned in the State	Ginned in district			Ginned in the State
	1	2	3	Bales	1	2	3	Bales	1	2	3	Bales
<b>White:</b>												
1-M.F. . . . .	-	-	-	-	-	-	-	-	-	-	-	-
2-S.G.M. . . . .	-	-	-	-	-	-	-	-	-	-	-	-
3-O.M. . . . .	116	8	11	135	85	102	518	705	116	366	512	
4-O.M. . . . .	5,133	311	963	6,487	14,829	15,936	13,965	44,030	16,143	7,975	24,171	
5-M. . . . .	9,004	2,378	2,599	13,931	85,302	106,856	85,461	278,494	247,307	25,341	272,648	
6-S.L.M. . . . .	30,282	11,011	9,007	50,300	52,127	183,153	89,363	324,143	102,220	6,497	108,717	
7-L.M. . . . .	12,965	12,836	7,809	33,660	9,951	105,005	40,125	154,731	28,134	1,437	29,571	
8-S.G.O. . . . .	2,719	4,072	1,398	8,189	933	11,665	5,522	17,995	17,511	813	18,329	
9-O.O. . . . .	457	172	267	896	-	975	378	1,353	1,162	-	1,162	
<b>Total . . . . .</b>	<b>60,976</b>	<b>30,788</b>	<b>22,034</b>	<b>113,798</b>	<b>163,127</b>	<b>423,692</b>	<b>238,632</b>	<b>821,451</b>	<b>417,623</b>	<b>47,437</b>	<b>455,060</b>	
<b>Spotted:</b>												
3-O.M. . . . .	10,733	32	454	11,219	732	97	45	874	-	-	-	
4-O.M. . . . .	97,897	2,319	10,762	110,978	19,372	945	984	21,251	1,018	383	1,401	
5-M. . . . .	97,897	6,174	13,796	117,867	9,442	532	444	10,418	6,156	993	7,159	
6-S.L.M. . . . .	41,990	4,635	4,386	51,011	1,180	201	140	1,521	16,184	843	17,027	
7-L.M. . . . .	8,852	5,135	491	14,478	73	-	-	73	31,025	836	31,861	
<b>Total . . . . .</b>	<b>257,369</b>	<b>18,295</b>	<b>29,889</b>	<b>305,553</b>	<b>30,769</b>	<b>1,775</b>	<b>1,613</b>	<b>34,137</b>	<b>54,393</b>	<b>3,055</b>	<b>57,448</b>	
<b>Tinged:</b>												
3-O.M. . . . .	67	-	-	67	11	-	-	11	-	-	-	
4-O.M. . . . .	2,257	-	173	2,430	64	-	-	64	-	-	-	
5-M. . . . .	10,893	68	578	11,539	97	-	-	97	62	-	62	
6-S.L.M. . . . .	11,936	446	481	12,913	-	-	-	-	2,050	32	2,082	
7-L.M. . . . .	4,306	426	90	4,822	-	-	-	-	8,973	55	9,028	
<b>Total . . . . .</b>	<b>29,509</b>	<b>940</b>	<b>1,322</b>	<b>31,771</b>	<b>172</b>	<b>-</b>	<b>-</b>	<b>172</b>	<b>11,089</b>	<b>87</b>	<b>11,176</b>	
<b>Yellow Stained:</b>												
3-O.M. . . . .	-	-	-	-	-	-	-	-	-	-	-	
4-O.M. . . . .	358	-	-	358	-	-	-	-	-	-	-	
5-M. . . . .	2,562	17	-	2,579	-	-	-	-	-	-	-	
<b>Total . . . . .</b>	<b>2,920</b>	<b>17</b>	<b>-</b>	<b>2,937</b>	<b>-</b>	<b>-</b>	<b>-</b>	<b>-</b>	<b>-</b>	<b>-</b>	<b>-</b>	
<b>Gray:</b>												
3-O.M. . . . .	-	-	-	-	22	909	1,356	2,287	-	-	-	
4-O.M. . . . .	300	-	-	300	396	6,421	3,087	9,904	57	-	57	
5-M. . . . .	419	-	-	419	75	1,653	496	2,224	132	-	132	
6-S.L.M. . . . .	133	-	10	143	-	1,226	69	1,295	-	-	-	
<b>Total . . . . .</b>	<b>852</b>	<b>-</b>	<b>10</b>	<b>862</b>	<b>493</b>	<b>10,209</b>	<b>5,008</b>	<b>15,710</b>	<b>139</b>	<b>-</b>	<b>139</b>	
<b>Below grade . . . . .</b>	<b>2,149</b>	<b>100</b>	<b>16</b>	<b>2,265</b>	<b>-</b>	<b>86</b>	<b>88</b>	<b>174</b>	<b>1,440</b>	<b>70</b>	<b>1,510</b>	
<b>All grader . . . . .</b>	<b>353,775</b>	<b>50,140</b>	<b>53,271</b>	<b>1/ 457,186</b>	<b>194,541</b>	<b>435,762</b>	<b>241,341</b>	<b>1/ 871,644</b>	<b>479,734</b>	<b>45,649</b>	<b>1/ 525,383</b>	
<b>Grade index . . . . .</b>	<b>91.6</b>	<b>87.2</b>	<b>91.7</b>	<b>91.2</b>	<b>97.2</b>	<b>93.0</b>	<b>94.7</b>	<b>94.4</b>	<b>93.9</b>	<b>97.9</b>	<b>94.3</b>	
<b>Staple length (inches)</b>												
13/16 and shorter . . . . .	60,450	484	7,285	68,219	-	-	-	-	207	229	436	
7/8 . . . . .	137,315	5,178	13,417	155,913	-	-	20	20	2,371	1,043	4,319	
29/32 . . . . .	60,735	6,085	7,570	74,393	-	-	-	-	2,201	1,728	3,929	
15/16 . . . . .	72,014	18,393	13,110	103,517	319	238	141	698	12,034	4,207	16,241	
1 . . . . .	16,734	8,903	5,035	30,672	1,564	642	692	2,898	6,370	2,806	9,176	
1-1/32 . . . . .	8,856	7,840	4,425	21,121	27,995	67,587	49,241	144,826	44,126	6,304	50,430	
1-1/16 . . . . .	2,126	2,266	1,605	5,997	129,518	297,647	164,657	591,822	123,944	13,171	137,115	
1-1/8 . . . . .	495	900	781	2,076	33,808	60,636	26,369	120,813	260,755	14,166	274,971	
1-1/4 . . . . .	28	64	43	135	1,105	3,056	80	4,241	26,505	726	27,231	
1-3/8 . . . . .	19	124	-	143	221	1,314	41	2,076	984	93	1,077	
1-5/16 . . . . .	-	-	-	-	8	582	-	590	73	-	73	
1-3/16 . . . . .	-	-	-	-	-	853	-	853	31	-	31	
1-7/16 . . . . .	-	-	-	-	-	454	13	467	42	-	42	
1-1/2 . . . . .	-	-	-	-	-	2,253	87	2,340	91	152	243	
<b>All lengths . . . . .</b>	<b>353,775</b>	<b>50,140</b>	<b>53,271</b>	<b>1/ 457,186</b>	<b>194,541</b>	<b>435,762</b>	<b>241,341</b>	<b>1/ 871,644</b>	<b>479,734</b>	<b>45,649</b>	<b>1/ 525,383</b>	
<b>Average staple length (32d inches) . . . . .</b>	<b>28.5</b>	<b>30.3</b>	<b>29.2</b>	<b>28.8</b>	<b>33.0</b>	<b>33.1</b>	<b>32.9</b>	<b>33.0</b>	<b>33.4</b>	<b>32.4</b>	<b>33.3</b>	

1/ As reported by the Bureau of the Census, running bales, linters excluded.

## COTTON PRODUCTION BY DISTRICTS, 1948-49



*Each dot represents 1,000 bales*

Table 12.-- Grade and staple length of upland cotton ginned in Texas, by districts, 1951-52

Grade and staple length	Ginned in district										Ginned in the State
	1	2	3	4	5	6	7	8	9	10	
<b>Extra White:</b>											
3-0.M. . . . .	-	-	-	-	-	5,139	-	-	-	-	5,139
4-0.M. . . . .	-	-	-	-	-	73,099	-	-	-	-	73,099
5-M. . . . .	-	-	-	-	-	50,301	-	-	-	-	50,301
6-0.L.M. . . . .	-	-	-	-	-	11,952	-	-	-	-	11,952
7-L.M. . . . .	-	-	-	-	-	1,817	-	-	-	-	1,817
8-0.G.O. . . . .	-	-	-	-	-	303	-	-	-	-	303
9-0.O. . . . .	-	-	-	-	-	67	-	-	-	-	67
<b>Total. . . . .</b>	-	-	-	-	-	142,678	-	-	-	-	142,678
<b>White:</b>											
3-0.M. . . . .	-	-	-	-	-	-	-	-	-	-	-
4-0.M. . . . .	-	-	-	11	-	-	-	-	-	-	11
5-M. . . . .	282	194	-	6,594	405	-	-	1,305	207	249	9,236
6-0.L.M. . . . .	6,630	5,491	104	63,008	8,869	-	302	29,978	16,774	64,629	195,795
7-L.M. . . . .	56,221	39,642	930	167,563	58,474	-	4,125	141,620	103,679	361,531	933,787
8-0.G.O. . . . .	156,308	30,884	1,585	113,539	51,942	-	4,094	61,834	63,375	200,185	683,786
9-0.O. . . . .	74,036	14,934	1,881	68,221	28,296	-	1,279	26,313	36,761	39,510	291,231
3-0.M. . . . .	10,366	2,790	448	3,827	11,861	-	-	5,280	9,183	8,215	51,970
4-0.M. . . . .	1,341	309	100	70	412	-	-	205	1,090	1,536	5,063
<b>Total. . . . .</b>	305,186	94,244	5,028	422,833	160,259	-	9,800	266,535	231,079	675,855	2,170,819
<b>Spotted:</b>											
3-0.M. . . . .	1,909	9,544	127	4,419	67	406	35	479	25	43	17,084
4-0.M. . . . .	111,054	130,238	6,430	63,438	7,020	7,627	4,257	3,876	391	937	335,268
5-M. . . . .	298,047	152,894	10,500	106,285	16,347	8,799	4,085	2,935	579	1,842	602,316
6-0.L.M. . . . .	417,030	93,355	4,240	12,615	2,479	9,621	2,620	2,350	743	1,311	546,364
7-L.M. . . . .	78,972	14,643	583	1,783	657	4,313	92	713	455	643	102,859
<b>Total. . . . .</b>	907,012	400,674	21,880	188,575	26,570	30,766	11,089	10,356	2,193	4,776	1,603,891
<b>Tinged:</b>											
3-0.M. . . . .	8	141	-	-	-	5	-	-	-	-	154
4-0.M. . . . .	898	3,794	9	-	-	283	1	-	-	-	4,455
5-M. . . . .	10,090	12,395	76	401	-	3,213	24	-	-	-	26,204
6-0.L.M. . . . .	29,381	10,273	27	80	31	3,159	93	-	-	-	43,049
7-L.M. . . . .	12,699	1,546	-	191	316	1,239	57	-	-	-	16,048
<b>Total. . . . .</b>	53,076	27,419	112	672	347	7,904	180	-	-	-	89,940
<b>Yellow Stained:</b>											
3-0.M. . . . .	-	17	-	-	-	-	-	-	-	-	17
4-0.M. . . . .	428	1,019	-	-	-	-	-	-	-	-	1,447
5-M. . . . .	2,245	1,670	-	-	-	8	49	-	-	-	3,972
<b>Total. . . . .</b>	2,673	2,706	-	-	-	8	49	-	-	-	5,436
<b>Gray:</b>											
3-0.M. . . . .	-	-	-	6	-	11	-	10	35	65	127
4-0.M. . . . .	213	949	-	307	28	113	-	937	470	879	3,896
5-M. . . . .	497	2,345	-	112	243	47	-	1,147	1,333	3,720	9,439
6-0.L.M. . . . .	48	285	-	-	-	-	-	220	404	912	1,869
<b>Total. . . . .</b>	758	3,579	-	425	271	171	-	2,309	2,642	5,576	15,331
<b>Below Grade . . . . .</b>	2,286	657	4	21	-	511	22	-	-	91	3,592
<b>All grades. . . . .</b>	1,270,991	529,509	27,024	612,526	187,447	182,038	21,140	279,200	235,514	686,298	1/ 4,031,687
<b>Grade Index . . . . .</b>	87.7	90.2	86.0	95.8	93.6	96.5	93.9	96.8	95.0	97.2	93.1
<b>Staple length (inches)</b>											
1 3/16 and shorter . . . . .	83,120	86,719	6,137	13,709	3,300	1,280	1,095	4,056	438	2,518	202,372
7/8 . . . . .	393,243	272,665	10,924	110,823	20,878	8,753	6,391	84,966	6,686	14,859	850,188
29/32 . . . . .	404,264	177,246	6,602	200,712	43,003	87	7,619	84,913	25,847	11,302	938,090
15/16 . . . . .	270,239	70,257	2,713	217,618	56,878	11,952	5,399	89,291	66,602	17,458	806,337
1 1/32 . . . . .	62,618	16,355	380	55,530	30,346	885	617	31,749	52,556	19,892	270,978
1 . . . . .	27,158	5,445	169	11,740	17,621	9,652	89	9,743	43,378	48,440	173,435
1-1/32 . . . . .	7,948	781	99	2,130	8,652	9,939	-	3,171	34,847	165,441	233,008
1-1/16 . . . . .	2,125	31	-	214	5,327	22,160	-	999	4,539	312,271	267,666
1-1/8 . . . . .	164	10	-	-	1,401	27,052	-	231	458	48,786	78,102
1-1/4 . . . . .	41	-	-	-	41	38,219	-	73	147	8,618	43,339
1-5/16 . . . . .	36	-	-	-	-	31,870	-	8	21	16,020	47,955
1-3/8 . . . . .	35	-	-	-	-	17,936	-	-	-	19,036	37,007
1-1/2 . . . . .	-	-	-	-	-	5,517	-	-	-	1,135	6,652
1-1/4 and longer . . . . .	-	-	-	-	-	736	-	-	-	22	758
<b>All lengths . . . . .</b>	1,270,991	529,509	27,024	612,526	187,447	182,038	21,140	279,200	235,514	686,298	1/ 4,031,687
<b>Average staple length (32d inches) . . . . .</b>	28.9	28.3	28.1	29.4	30.1	30.8	28.9	29.5	31.0	33.5	30.2

1/ As reported by the Bureau of the Census, running bales, linters excluded.

## COTTON PRODUCTION BY DISTRICTS, 1948-49

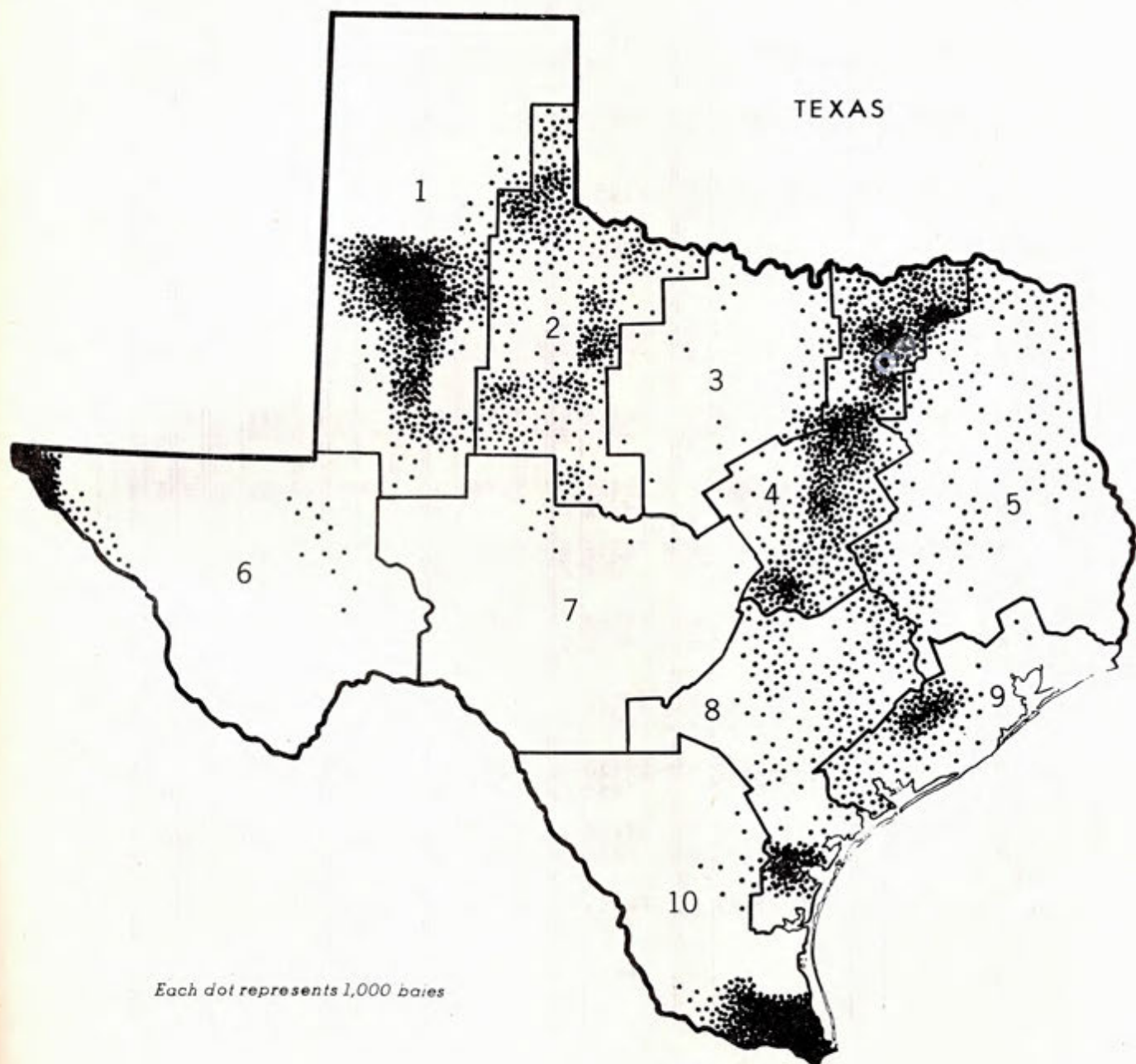




Table 43.—Grade and staple length of upland cotton in the carry-over, United States, August 1, 1952

Grade	3/4 inch		7/8		29/32		15/16		31/32		1		1-1/32		1-1/16		1-1/8		1-5/32		1-3/16		1-7/32		1-1/4												
	Bales	Percent	Bales	Percent	Bales	Percent	Bales	Percent	Bales	Percent	Bales	Percent	Bales	Percent	Bales	Percent	Bales	Percent	Bales	Percent	Bales	Percent	Bales	Percent	Bales	Percent											
<b>Extra White:</b>																																					
3-G.M.	-	-	-	-	-	-	-	-	-	-	-	-	-	-	-	-	-	-	-	-	-	-	-	-	-	-	-										
4-S.M.	-	-	-	-	-	-	-	-	-	-	-	-	-	-	-	-	-	-	-	-	-	-	-	-	-	-	-										
5-M.	-	-	-	-	-	-	-	-	-	-	-	-	-	-	-	-	-	-	-	-	-	-	-	-	-	-	-										
6-S.L.M.	-	-	-	-	-	-	-	-	-	-	-	-	-	-	-	-	-	-	-	-	-	-	-	-	-	-	-										
7-L.M.	-	-	-	-	-	-	-	-	-	-	-	-	-	-	-	-	-	-	-	-	-	-	-	-	-	-	-										
8-S.G.O.	-	-	-	-	-	-	-	-	-	-	-	-	-	-	-	-	-	-	-	-	-	-	-	-	-	-	-										
9-G.O.	-	-	-	-	-	-	-	-	-	-	-	-	-	-	-	-	-	-	-	-	-	-	-	-	-	-	-										
Total	279	1,430	996	2,844	3,758	11,785	23,192	32,787	18,120	10,865	5,448	3,951	2,517	3,045	120,617	4.5																					
<b>White:</b>																																					
1-M.F.	-	-	-	-	-	-	-	-	-	-	-	-	-	-	-	-	-	-	-	-	-	-	-	-	-	-	-										
2-S.G.M.	-	-	-	-	-	-	-	-	-	-	-	-	-	-	-	-	-	-	-	-	-	-	-	-	-	-	-										
3-O.M.	-	-	-	-	-	-	-	-	-	-	-	-	-	-	-	-	-	-	-	-	-	-	-	-	-	-	-										
4-S.M.	37	367	617	730	231	854	1,511	3,157	913	769	1,255	190	1,633	91	9,895	4																					
5-M.	346	3,657	3,995	5,545	4,114	14,185	30,081	45,263	25,142	18,296	7,575	5,697	1,887	6,279	171,672	6.3																					
6-S.L.M.	553	8,123	8,023	22,628	20,438	63,147	131,809	205,219	54,184	27,113	11,225	5,663	5,693	10,033	574,219	21.1																					
7-L.M.	960	11,465	13,240	23,722	21,631	65,579	149,468	146,885	29,114	11,624	3,697	2,288	818	2,173	482,691	17.8																					
8-S.G.O.	32	1,870	28,116	34,226	16,218	56,281	90,087	50,067	6,093	1,405	457	199	91	134	320,478	11.8																					
9-G.O.	514	5,974	5,928	12,805	11,035	47,596	40,366	15,350	831	129	10	26	1	140,752	5.2																						
Total	41	5,071	59,258	66,765	102,992	75,788	255,568	449,656	468,154	116,738	59,391	23,231	13,999	8,679	18,712	1,723,973	63.5																				
<b>Spotted:</b>																																					
3-O.M.	28	1,767	400	187	241	26	130	35	6	76	180	223	122	16	1,633	1																					
4-S.M.	47	5,019	36,087	28,034	28,288	8,477	14,140	15,026	9,096	2,642	9,096	203	54	12	45,695	1.7																					
5-M.	2	14,133	79,111	64,622	43,555	17,420	27,447	28,143	12,861	3,534	397	31	9	30	289,150	5.6																					
7-L.M.	19	8,389	27,023	11,719	19,020	13,430	30,516	26,338	7,655	292	31	13	18	144,483	5.3																						
Total	96	29,327	151,847	111,807	98,977	42,535	77,931	74,792	34,028	6,266	1,185	784	176	76	631,806	23.4																					
<b>Tinged:</b>																																					
3-O.M.	28	147	2	4	19	26	29	4	19	447	684	378	102	4	259	*																					
4-S.M.	623	2,457	457	1,034	447	3,894	2,769	419	2,168	7,607	3,894	419	11	5	6,187	1.2																					
5-M.	37	4,205	11,776	4,399	8,062	2,238	6,126	4,483	983	11	1	1	1	1	37,286	1.4																					
6-S.L.M.	93	13,273	16,403	5,110	8,062	9,467	14,693	5,082	405	-	-	-	-	-	56,771	2.1																					
7-L.M.	38	9,935	8,780	2,134	10,961	14,667	14,667	5,082	405	-	-	-	-	-	61,695	2.3																					
Total	168	28,064	39,563	12,102	27,668	14,339	25,423	12,741	1,713	16	1	-	-	-	161,998	6.0																					
<b>Yellow Stained:</b>																																					
3-O.M.	17	386	490	154	26	14	1	-	-	-	-	-	-	-	27	*																					
4-S.M.	65	4,472	1,976	170	395	6	14	-	-	-	-	-	-	-	1,082	*																					
5-M.	65	4,875	2,471	359	421	17	20	15	-	-	-	-	-	-	7,104	.3																					
Total	147	10,733	4,936	514	816	33	44	30	-	-	-	-	-	-	8,213	.3																					
<b>Gray:</b>																																					
3-O.M.	1	52	38	145	49	17	51	2	1	299	15	-	-	-	72	*																					
4-S.M.	20	240	163	204	261	2,463	3,313	5,763	359	15	-	-	-	-	5,722	2																					
6-S.L.M.	27	178	60	97	391	1,566	4,836	2,971	-	-	-	-	-	-	16,879	.6																					
Total	132	470	261	446	701	4,549	13,601	11,547	659	15	-	-	-	-	23,999	1.2																					
Below Grade	475	3,490	4,924	1,040	10,881	2,676	4,198	308	16	-	-	-	-	-	29,829	1.1																					
All Grades	845	71,238	297,963	192,900	244,159	139,814	379,474	575,818	548,737	141,815	72,251	29,864	18,790	11,372	21,832,708	835	100.0																				
All Grades	Percent	Percent	Percent	Percent	Percent	Percent	Percent	Percent	Percent	Percent	Percent	Percent	Percent	Percent	Percent	Percent	Percent	Percent	Percent	Percent	Percent	Percent	Percent	Percent	Percent	Percent	Percent	Percent									
1/ As reported by the Bureau of the Census, running bales, linters excluded.																																					
* Less than 0.05 percent.																																					

Grade Index. . . . . 89.8  
Average staple length. . . . . 32.1

Table 43.—Grade and staple length of upland cotton in the carry-over, United States, August 1, 1952 - Continued

Grade	3/8 inch and shorter		7/8 inch		29/32 inch		13/16 inch		31/32 inch		1-1/32 inches		1-1/16 inches		1-3/32 inches		1-1/8 inches		1-5/32 inches		1-3/16 inches		1-7/32 inches		1-1/4 inches and longer		All lengths				
	Percent	Length	Percent	Length	Percent	Length	Percent	Length	Percent	Length	Percent	Length	Percent	Length	Percent	Length	Percent	Length	Percent	Length	Percent	Length	Percent	Length	Percent	Length					
<b>Extra White:</b>																															
3-0.M.	-	-	-	-	-	-	-	-	-	-	-	-	-	-	-	-	-	-	-	-	-	-	-	-	-	-	-	-			
4-5.M.	-	-	-	-	-	-	-	-	-	-	-	-	-	-	-	-	-	-	-	-	-	-	-	-	-	-	-	-			
5-M.	-	-	-	-	-	-	-	-	-	-	-	-	-	-	-	-	-	-	-	-	-	-	-	-	-	-	-	-			
6-5.L.M.	-	-	-	-	-	-	-	-	-	-	-	-	-	-	-	-	-	-	-	-	-	-	-	-	-	-	-	-			
7-L.M.	-	-	-	-	-	-	-	-	-	-	-	-	-	-	-	-	-	-	-	-	-	-	-	-	-	-	-	-			
8-5.0.0.	-	-	-	-	-	-	-	-	-	-	-	-	-	-	-	-	-	-	-	-	-	-	-	-	-	-	-	-			
9-0.0.	-	-	-	-	-	-	-	-	-	-	-	-	-	-	-	-	-	-	-	-	-	-	-	-	-	-	-	-			
Total	-	-	.5	-	.4	-	1.1	-	2.7	-	3.0	-	3.9	-	5.8	-	12.8	-	15.0	-	18.3	-	21.1	-	22.2	-	13.9	-	4.5		
<b>White:</b>																															
1-M7	-	-	-	-	-	-	-	-	-	-	-	-	-	-	-	-	-	-	-	-	-	-	-	-	-	-	-	-	-		
2-3.0.M.	-	-	-	-	-	-	-	-	-	-	-	-	-	-	-	-	-	-	-	-	-	-	-	-	-	-	-	-	-		
3-0.M.	-	-	-	-	-	-	-	-	-	-	-	-	-	-	-	-	-	-	-	-	-	-	-	-	-	-	-	-	-		
4-5.M.	-	-	-	-	-	-	-	-	-	-	-	-	-	-	-	-	-	-	-	-	-	-	-	-	-	-	-	-	-		
5-M.	-	-	-	-	-	-	-	-	-	-	-	-	-	-	-	-	-	-	-	-	-	-	-	-	-	-	-	-	-		
6-5.L.M.	-	-	-	-	-	-	-	-	-	-	-	-	-	-	-	-	-	-	-	-	-	-	-	-	-	-	-	-	-		
7-L.M.	-	-	-	-	-	-	-	-	-	-	-	-	-	-	-	-	-	-	-	-	-	-	-	-	-	-	-	-	-		
8-5.0.0.	-	-	-	-	-	-	-	-	-	-	-	-	-	-	-	-	-	-	-	-	-	-	-	-	-	-	-	-	-		
9-0.0.	-	-	-	-	-	-	-	-	-	-	-	-	-	-	-	-	-	-	-	-	-	-	-	-	-	-	-	-	-		
Total	-	-	4.9	-	7.1	-	22.7	-	34.7	-	42.1	-	54.1	-	67.2	-	78.1	-	85.3	-	82.2	-	82.1	-	77.7	-	74.6	-	85.7	-	63.5
<b>Spotted:</b>																															
2-0.M.	-	-	-	-	-	-	-	-	-	-	-	-	-	-	-	-	-	-	-	-	-	-	-	-	-	-	-	-	-		
3-0.M.	-	-	-	-	-	-	-	-	-	-	-	-	-	-	-	-	-	-	-	-	-	-	-	-	-	-	-	-	-		
4-5.M.	-	-	-	-	-	-	-	-	-	-	-	-	-	-	-	-	-	-	-	-	-	-	-	-	-	-	-	-	-		
5-M.	-	-	-	-	-	-	-	-	-	-	-	-	-	-	-	-	-	-	-	-	-	-	-	-	-	-	-	-	-		
6-5.L.M.	-	-	-	-	-	-	-	-	-	-	-	-	-	-	-	-	-	-	-	-	-	-	-	-	-	-	-	-	-		
7-L.M.	-	-	-	-	-	-	-	-	-	-	-	-	-	-	-	-	-	-	-	-	-	-	-	-	-	-	-	-	-		
Total	-	-	11.3	-	41.1	-	58.5	-	57.9	-	40.5	-	30.5	-	20.4	-	13.0	-	6.2	-	4.5	-	2.6	-	4.0	-	4.2	-	1.6	-	23.4
<b>Traged:</b>																															
3-0.M.	-	-	-	-	-	-	-	-	-	-	-	-	-	-	-	-	-	-	-	-	-	-	-	-	-	-	-	-	-		
4-5.M.	-	-	-	-	-	-	-	-	-	-	-	-	-	-	-	-	-	-	-	-	-	-	-	-	-	-	-	-	-		
5-M.	-	-	-	-	-	-	-	-	-	-	-	-	-	-	-	-	-	-	-	-	-	-	-	-	-	-	-	-	-		
6-5.L.M.	-	-	-	-	-	-	-	-	-	-	-	-	-	-	-	-	-	-	-	-	-	-	-	-	-	-	-	-	-		
7-L.M.	-	-	-	-	-	-	-	-	-	-	-	-	-	-	-	-	-	-	-	-	-	-	-	-	-	-	-	-	-		
Total	-	-	19.9	-	39.3	-	15.2	-	6.2	-	11.3	-	10.3	-	6.7	-	2.3	-	.4	-	-	-	-	-	-	-	-	-	-	-	
<b>Yellow Stained:</b>																															
3-0.M.	-	-	-	-	-	-	-	-	-	-	-	-	-	-	-	-	-	-	-	-	-	-	-	-	-	-	-	-	-		
4-5.M.	-	-	-	-	-	-	-	-	-	-	-	-	-	-	-	-	-	-	-	-	-	-	-	-	-	-	-	-	-		
5-M.	-	-	-	-	-	-	-	-	-	-	-	-	-	-	-	-	-	-	-	-	-	-	-	-	-	-	-	-	-		
6-5.L.M.	-	-	-	-	-	-	-	-	-	-	-	-	-	-	-	-	-	-	-	-	-	-	-	-	-	-	-	-	-		
7-L.M.	-	-	-	-	-	-	-	-	-	-	-	-	-	-	-	-	-	-	-	-	-	-	-	-	-	-	-	-	-		
Total	-	-	7.7	-	6.3	-	.8	-	.1	-	.2	-	-	-	-	-	-	-	-	-	-	-	-	-	-	-	-	-	-		
<b>Grey:</b>																															
3-0.M.	-	-	-	-	-	-	-	-	-	-	-	-	-	-	-	-	-	-	-	-	-	-	-	-	-	-	-	-	-		
4-5.M.	-	-	-	-	-	-	-	-	-	-	-	-	-	-	-	-	-	-	-	-	-	-	-	-	-	-	-	-	-		
5-M.	-	-	-	-	-	-	-	-	-	-	-	-	-	-	-	-	-	-	-	-	-	-	-	-	-	-	-	-	-		
6-5.L.M.	-	-	-	-	-	-	-	-	-	-	-	-	-	-	-	-	-	-	-	-	-	-	-	-	-	-	-	-	-		
Total	-	-	1.1	-	.2	-	.2	-	-	-	.2	-	-	-	-	-	-	-	-	-	-	-	-	-	-	-	-	-	-		
<b>Below Grade:</b>																															
All grades	-	-	56.2	-	4.9	-	1.9	-	.5	-	4.5	-	1.9	-	1.1	-	.3	-	.1	-	-	-	-	-	-	-	-	-	-		
All grades	-	-	100.0	-	100.0	-	100.0	-	100.0	-	100.0	-	100.0	-	100.0	-	100.0	-	100.0	-	100.0	-	100.0	-	100.0	-	100.0	-	100.0	-	100.0

\* Less than 0.05 percent.

Table 44.- Grade and staple length of American Egyptian cotton in the carry-over, United States, August 1, 1952

Grade	1-3/8" and shorter	1-7/16" and 1-15/32"	1-1/2" and 1-17/32"	1-9/16" and longer	Total
	<u>Bales</u>	<u>Bales</u>	<u>Bales</u>	<u>Bales</u>	<u>Bales</u>
1 . . . . .	-	274	281	-	555
1½ . . . . .	-	634	3,039	-	3,673
2 . . . . .	58	1,004	892	-	1,954
2½ . . . . .	217	484	280	-	981
3 . . . . .	274	208	68	-	550
3½ . . . . .	428	468	-	-	896
4 . . . . .	439	69	1	-	509
4½ . . . . .	202	343	-	-	545
5 . . . . .	349	268	-	-	617
Below Grade	53	-	-	-	53
<b>Total . . . . .</b>	<b>2,020</b>	<b>3,752</b>	<b>4,561</b>	<b>-</b>	<b>10,333</b>
<b>Percent . . . . .</b>	<b>19.5</b>	<b>36.3</b>	<b>44.2</b>	<b>-</b>	<b>100.0</b>
<u>Grade</u>	<u>Percent</u>	<u>Percent</u>	<u>Percent</u>	<u>Percent</u>	<u>Percent</u>
1 . . . . .	-	7.3	6.2	-	5.4
1½ . . . . .	-	16.9	66.6	-	35.5
2 . . . . .	2.9	26.9	19.6	-	18.9
2½ . . . . .	10.7	12.9	6.1	-	9.5
3 . . . . .	13.6	5.5	1.5	-	5.3
3½ . . . . .	21.2	12.5	-	-	8.7
4 . . . . .	21.7	1.8	*	-	4.9
4½ . . . . .	10.0	9.1	-	-	5.3
5 . . . . .	17.3	7.1	-	-	6.0
Below Grade	2.6	-	-	-	.5
<b>Total . . . . .</b>	<b>100.0</b>	<b>100.0</b>	<b>100.0</b>	<b>-</b>	<b>100.0</b>

1/ As reported by the Bureau of the Census.

Table 45.--Tenderability of upland cotton in the carry-over, United States, August 1, 1943-52

Year	Tenderable 1/		Untenderable		Total 2/	
	Bales	Percent	Bales	Percent	Bales	Percent
1943 . . . . .	7,896,960	75.0	2,633,002	25.0	10,529,962	100.0
1944 . . . . .	7,627,327	72.2	2,931,302	27.8	10,558,629	100.0
1945 . . . . .	7,597,006	69.0	3,409,391	31.0	11,006,397	100.0
1946 . . . . .	4,904,262	68.4	2,261,203	31.6	7,165,465	100.0
1947 . . . . .	1,854,707	77.5	537,342	22.5	2,392,049	100.0
1948 . . . . .	2,421,756	81.1	566,201	18.9	2,987,957	100.0
1949 . . . . .	4,587,827	88.0	627,817	12.0	5,215,644	100.0
1950 . . . . .	5,933,043	88.0	812,208	12.0	6,745,251	100.0
1951 . . . . .	1,834,990	85.6	308,690	14.4	2,143,680	100.0
1952 . . . . .	1,653,556	61.0	1,055,279	39.0	2,708,835	100.0

1/ Tenderable in settlement of futures contracts, with the exception of any bales reduced in grade and/or staple length, and of non-rain-grown cotton below Middling (White or Extra White) in grade and/or shorter than 1-1/32 inches in staple length. This information is not complete on reductions, in grade and/or staple length and of non-rain-grown cotton below Middling (White or Extra White) in grade and/or shorter than 1-1/32 inches in staple length.

2/ As reported by the Bureau of the Census.

Table 46 - Grade index and average staple length of upland cotton in the carry-over, by places of storage, United States, August 1, 1949 - 1952

Place of storage	Grade Index				Average Staple Length			
	1949	1950	1951	1952	1949	1950	1951	1952
	Index	Index	Index	Index	32d inches	32d inches	32d inches	32d inches
Consuming establishments . . . . .	95.3	94.9	96.3	93.5	33.4	33.1	33.7	33.2
Public warehouses, compresses and elsewhere . . . . .	96.0	96.3	95.1	87.6	33.3	32.9	33.2	31.4
All places of storage . . . . .	95.9	96.1	95.8	89.8	33.3	33.0	33.5	32.1

Table 47.—Grade and staple length of upland cotton in the carry-over, by places of storage, United States, August 1, 1949-52

Grade and length	Consuming establishments				Public warehouses, compresses, and elsewhere 1/				All places of storage			
	1949	1950	1951	1952	1949	1950	1951	1952	1949	1950	1951	1952
	Bales 2/	Bales 2/	Bales 2/	Bales 2/	Bales 2/	Bales 2/	Bales 2/	Bales 2/	Bales 2/	Bales 2/	Bales 2/	Bales 2/
<b>Extra White:</b>												
3-G.M. . . . .	1,202	1,518	3,982	2,934	23,841	24,004	4,450	729	25,043	25,522	8,432	3,663
4-S.M. . . . .	11,322	27,449	47,305	21,053	251,403	272,754	16,008	7,646	262,725	300,203	63,313	28,679
5-M. . . . .	6,986	26,548	21,007	9,877	207,185	252,351	10,077	11,033	214,171	278,899	31,104	28,910
6-S.L.M. . . . .	1,895	8,243	9,296	4,568	55,047	79,894	5,919	14,630	69,942	88,137	13,215	19,188
7-L.M. . . . .	1,127	7,991	599	3,124	10,231	14,546	1,475	24,904	11,358	22,537	2,074	27,518
8-S.G.O. . . . .	-	3,125	188	1,325	1,698	2,536	1,336	14,928	1,698	5,661	1,524	16,253
9-G.O. . . . .	-	125	29	32	379	980	678	4,374	379	1,105	707	4,406
<b>Total. . . . .</b>	<b>22,532</b>	<b>74,999</b>	<b>82,406</b>	<b>42,913</b>	<b>549,784</b>	<b>647,065</b>	<b>37,963</b>	<b>77,704</b>	<b>572,316</b>	<b>722,064</b>	<b>120,369</b>	<b>120,617</b>
<b>White:</b>												
1-M.F. . . . .	-	-	-	-	-	-	-	-	-	-	-	-
2-S.G.M. . . . .	15	4,124	-	-	8,554	13,958	6,997	5,009	15	18,082	16,589	9,895
3-G.M. . . . .	6,513	4,124	9,592	4,886	8,554	13,958	6,997	5,009	15,067	18,082	16,589	9,895
4-S.M. . . . .	112,230	102,781	149,047	102,786	291,305	314,736	106,939	68,886	403,535	417,517	255,986	171,672
5-M. . . . .	305,639	402,387	449,084	289,781	1,478,265	1,699,384	327,844	284,438	1,783,904	2,077,771	776,928	574,219
6-S.L.M. . . . .	186,008	347,643	368,984	236,228	1,176,585	1,676,228	155,544	246,463	1,365,593	2,019,763	524,528	485,671
7-L.M. . . . .	67,903	132,089	75,288	106,002	377,593	477,626	38,590	224,476	434,826	539,715	113,938	320,478
8-S.G.O. . . . .	33,239	33,747	22,294	58,792	67,210	19,349	17,621	81,960	100,449	53,096	39,915	140,752
9-G.O. . . . .	6,376	4,156	2,478	7,874	11,303	4,224	5,872	16,392	17,679	8,380	8,350	24,266
<b>Total. . . . .</b>	<b>717,923</b>	<b>1,026,947</b>	<b>1,076,867</b>	<b>806,349</b>	<b>3,390,725</b>	<b>4,127,375</b>	<b>699,367</b>	<b>917,624</b>	<b>4,108,738</b>	<b>5,154,322</b>	<b>1,736,234</b>	<b>1,723,973</b>
<b>Spotted:</b>												
3-G.M. . . . .	163	2,151	1,956	694	7,487	16,962	6,987	939	7,650	19,113	8,943	1,633
4-S.M. . . . .	12,163	22,521	20,413	9,706	95,639	223,925	18,638	35,889	107,802	246,446	39,051	45,595
5-M. . . . .	26,286	42,276	52,471	37,185	123,566	341,151	25,193	113,465	149,852	383,427	77,664	150,650
6-S.L.M. . . . .	17,225	26,724	26,838	38,056	91,134	53,343	19,265	251,049	108,559	80,067	46,103	289,105
7-L.M. . . . .	17,531	11,294	8,576	16,120	48,854	10,773	20,766	128,703	66,385	22,267	29,342	144,823
<b>Total. . . . .</b>	<b>73,368</b>	<b>104,966</b>	<b>110,254</b>	<b>101,761</b>	<b>366,680</b>	<b>646,354</b>	<b>90,849</b>	<b>530,045</b>	<b>440,048</b>	<b>751,320</b>	<b>201,103</b>	<b>631,806</b>
<b>Tinged:</b>												
3-G.M. . . . .	-	-	37	59	335	240	167	300	335	240	204	259
4-S.M. . . . .	1,129	956	1,532	2,024	6,874	7,898	2,041	4,163	8,003	8,854	3,573	6,187
5-M. . . . .	4,385	4,664	10,704	7,874	11,019	9,622	9,188	29,412	15,404	14,286	19,892	37,286
6-S.L.M. . . . .	4,695	6,680	5,444	8,660	10,333	6,066	10,551	48,111	15,028	12,746	15,995	56,771
7-L.M. . . . .	2,249	1,702	2,990	5,643	7,922	1,797	13,482	55,852	10,171	3,499	16,472	61,495
<b>Total. . . . .</b>	<b>12,458</b>	<b>14,002</b>	<b>20,707</b>	<b>24,260</b>	<b>36,483</b>	<b>25,623</b>	<b>35,429</b>	<b>137,738</b>	<b>48,941</b>	<b>39,625</b>	<b>56,136</b>	<b>161,998</b>
<b>Yellow Stained:</b>												
3-G.M. . . . .	-	-	21	-	2	-	1	27	2	-	22	27
4-S.M. . . . .	82	186	479	-	229	156	647	1,082	311	342	1,126	1,082
5-M. . . . .	318	20	157	528	800	115	2,103	6,576	1,118	135	2,260	7,104
<b>Total. . . . .</b>	<b>400</b>	<b>206</b>	<b>657</b>	<b>528</b>	<b>1,031</b>	<b>271</b>	<b>2,751</b>	<b>7,685</b>	<b>1,431</b>	<b>477</b>	<b>3,408</b>	<b>8,213</b>
<b>Gray:</b>												
3-G.M. . . . .	-	-	-	-	767	512	45	72	767	512	45	72
4-S.M. . . . .	1,510	3,697	2,300	2,993	10,102	18,223	3,922	2,729	11,612	21,920	6,222	5,722
5-M. . . . .	2,129	9,552	4,275	7,409	26,187	37,352	3,801	9,470	28,316	46,904	8,076	16,879
6-S.L.M. . . . .	469	1,416	550	2,555	302	807	1,455	7,171	771	2,223	2,005	9,726
<b>Total. . . . .</b>	<b>4,108</b>	<b>14,665</b>	<b>7,125</b>	<b>12,957</b>	<b>37,358</b>	<b>56,894</b>	<b>9,223</b>	<b>19,442</b>	<b>41,666</b>	<b>71,559</b>	<b>16,348</b>	<b>32,399</b>
<b>Below Grade. . . . .</b>	<b>1,358</b>	<b>1,025</b>	<b>250</b>	<b>1,785</b>	<b>1,346</b>	<b>4,859</b>	<b>9,832</b>	<b>28,044</b>	<b>2,704</b>	<b>5,884</b>	<b>10,082</b>	<b>29,829</b>
<b>All grades 3/. . . . .</b>	<b>832,147</b>	<b>1,236,810</b>	<b>1,298,266</b>	<b>990,553</b>	<b>4,383,497</b>	<b>5,508,443</b>	<b>845,414</b>	<b>1,718,282</b>	<b>5,215,644</b>	<b>6,745,251</b>	<b>2,143,680</b>	<b>2,708,835</b>
<b>Index of Grade . . . . .</b>	<b>95.3</b>	<b>94.9</b>	<b>96.3</b>	<b>93.5</b>	<b>96.0</b>	<b>96.3</b>	<b>95.1</b>	<b>87.6</b>	<b>95.9</b>	<b>96.1</b>	<b>95.8</b>	<b>89.8</b>
<b>Staple length (inches)</b>												
1 3/16 and shorter . . .	2,756	4,245	3,476	2,081	20,051	49,848	10,749	70,002	22,807	54,093	14,225	72,083
7/8 . . . . .	10,469	37,142	33,075	36,732	54,394	226,024	29,938	223,231	64,863	263,166	63,013	259,963
29/32 . . . . .	7,908	20,067	19,093	18,595	48,997	229,094	22,787	174,305	56,905	249,161	41,880	192,900
15/16 . . . . .	33,711	61,648	52,666	49,573	147,459	360,693	31,388	194,586	181,170	424,361	104,054	244,159
31/32 . . . . .	36,247	60,812	45,843	30,172	138,958	218,754	40,746	109,642	175,205	279,566	86,589	139,814
1 . . . . .	173,111	237,306	137,103	154,743	557,128	610,265	93,453	226,731	730,239	847,571	230,556	379,471
1-1/32 . . . . .	200,837	281,287	265,224	266,881	1,207,851	1,222,032	179,304	312,937	1,408,688	1,503,319	437,528	575,818
1-1/16 . . . . .	176,480	284,059	340,485	247,933	1,370,897	1,569,682	246,266	300,804	1,547,377	1,853,741	586,751	846,737
1-1/8 . . . . .	68,783	129,446	187,248	83,898	676,780	768,290	74,947	57,917	745,563	897,736	262,195	143,815
1-1/4 . . . . .	70,203	68,844	138,481	54,498	138,294	167,648	40,876	17,753	208,497	236,492	179,357	72,251
1-1/2 . . . . .	31,031	31,222	43,697	21,321	15,805	29,746	23,652	8,543	46,836	60,967	67,349	29,864
1-3/4 . . . . .	9,687	9,971	11,899	10,036	3,820	16,687	16,494	8,714	13,507	26,658	28,393	18,750
1-7/8 . . . . .	2,777	2,175	9,360	5,811	1,372	20,744	10,542	5,961	4,149	22,919	19,902	11,372
1-1/4 and longer . . .	8,147	6,567	10,616	14,779	1,691	18,394	11,272	7,556	9,838	25,501	21,888	21,855
<b>All lengths 3/. . . . .</b>	<b>832,147</b>	<b>1,236,810</b>	<b>1,298,266</b>	<b>990,553</b>	<b>4,383,497</b>	<b>5,508,443</b>	<b>845,414</b>	<b>1,718,282</b>	<b>5,215,644</b>	<b>6,745,251</b>	<b>2,143,680</b>	<b>2,708,835</b>
<b>Average staple length . . . . .</b>	<b>33.4</b>	<b>33.1</b>	<b>33.7</b>	<b>33.2</b>	<b>33.3</b>	<b>33.9</b>	<b>33.2</b>	<b>31.4</b>	<b>33.3</b>	<b>33.0</b>	<b>33.5</b>	<b>32.1</b>

See footnotes at end of table.

Table 47. —Grade and staple length of upland cotton in the carry-over, by places of storage, United States, August 1, 1949-52 - Continued

Grade and length	Consuming establishments				Public warehouses, compresses, and elevators <sup>1/</sup>				All Places of Storage			
	1949	1950	1951	1952	1949	1950	1951	1952	1949	1950	1951	1952
	Percent	Percent	Percent	Percent	Percent	Percent	Percent	Percent	Percent	Percent	Percent	Percent
<b>Extra White:</b>												
3-G.M. . . . .	0.1	0.1	0.3	0.3	0.5	0.4	0.5	*	0.5	0.4	0.4	0.1
4-S.M. . . . .	1.5	2.3	3.7	2.1	5.8	4.9	1.8	.4	5.1	4.5	2.9	1.1
5-M. . . . .	.8	2.1	1.6	1.0	4.7	4.6	1.2	.6	4.1	4.1	1.5	.8
6-S.L.M. . . . .	.2	.7	.7	.5	1.3	1.5	.5	.9	1.1	1.3	.6	.7
7-L.M. . . . .	-.1	.6	*	.3	.2	.3	.2	1.4	.2	.3	.1	1.0
8-S.G.O. . . . .	-.1	.3	*	.1	*	*	.2	.9	*	.1	.1	.6
9-G.O. . . . .	-	*	*	*	*	*	.1	.3	*	*	*	.2
<b>Total. . . . .</b>	<b>2.7</b>	<b>6.1</b>	<b>6.3</b>	<b>4.3</b>	<b>12.5</b>	<b>11.7</b>	<b>4.5</b>	<b>4.5</b>	<b>11.0</b>	<b>10.7</b>	<b>5.6</b>	<b>4.5</b>
<b>White:</b>												
1-M.F. . . . .	-	-	-	-	-	-	-	-	-	-	-	-
2-S.G.M. . . . .	-.8	-	-	-	-.2	-	-.8	-	-.3	-	-	-.4
3-G.M. . . . .	.8	.3	.7	.5	6.6	5.7	.8	.3	7.7	6.2	.8	6.3
4-S.M. . . . .	13.5	8.3	11.5	10.4	6.6	30.7	12.6	4.0	34.3	31.1	11.9	6.3
5-M. . . . .	36.6	32.6	34.9	29.2	33.8	30.7	38.8	16.5	34.3	31.1	36.1	21.1
6-S.L.M. . . . .	22.4	28.1	28.4	23.8	26.8	30.4	18.4	14.3	26.1	29.9	24.5	17.8
7-L.M. . . . .	8.2	10.7	5.8	10.7	8.2	7.4	4.6	12.5	8.2	8.0	5.3	11.8
8-S.G.O. . . . .	4.0	2.7	1.7	5.9	1.5	.4	2.1	4.8	1.9	.8	1.9	5.2
9-G.O. . . . .	.8	.3	.2	.8	.3	.1	.7	1.0	.3	.1	.4	.9
<b>Total. . . . .</b>	<b>86.3</b>	<b>83.0</b>	<b>83.0</b>	<b>81.3</b>	<b>77.4</b>	<b>75.0</b>	<b>78.0</b>	<b>53.4</b>	<b>78.8</b>	<b>76.4</b>	<b>80.9</b>	<b>63.5</b>
<b>Spotted:</b>												
3-G.M. . . . .	-	.2	.2	.1	.2	.3	.8	.1	.1	.3	.4	.1
4-S.M. . . . .	1.5	1.8	1.6	1.0	2.2	4.1	2.2	2.1	2.1	3.7	1.8	1.7
5-M. . . . .	3.1	3.4	3.9	3.8	2.8	6.1	2.9	6.6	2.8	5.6	3.6	5.6
6-S.L.M. . . . .	2.1	2.2	2.1	3.8	2.1	1.0	2.3	14.5	2.1	1.2	2.2	10.7
7-L.M. . . . .	2.1	.9	.7	1.6	1.1	.2	2.5	7.5	1.3	.3	1.4	5.3
<b>Total. . . . .</b>	<b>8.8</b>	<b>8.5</b>	<b>8.5</b>	<b>10.3</b>	<b>8.4</b>	<b>11.7</b>	<b>10.7</b>	<b>30.8</b>	<b>8.4</b>	<b>11.1</b>	<b>9.4</b>	<b>23.4</b>
<b>Tinged:</b>												
3-G.M. . . . .	-	-	*	*	*	*	*	*	*	*	*	*
4-S.M. . . . .	.1	.1	.1	.2	.2	.1	.2	.2	.2	.1	.2	.2
5-M. . . . .	.5	.4	.9	.8	.2	.3	1.1	1.7	.3	.2	.9	1.4
6-S.L.M. . . . .	.6	.5	.4	.9	.2	.1	1.2	2.8	.2	.2	.7	2.1
7-L.M. . . . .	.3	.1	.2	.6	.2	*	1.7	3.3	.2	.1	.8	2.3
<b>Total. . . . .</b>	<b>1.5</b>	<b>1.1</b>	<b>1.6</b>	<b>2.5</b>	<b>.8</b>	<b>.5</b>	<b>4.2</b>	<b>8.0</b>	<b>.9</b>	<b>.6</b>	<b>2.6</b>	<b>6.0</b>
<b>Yellow Stained:</b>												
3-G.M. . . . .	-	*	*	*	*	*	*	*	*	*	*	*
4-S.M. . . . .	*	*	*	*	*	*	.1	.1	*	*	.1	*
5-M. . . . .	*	*	*	.1	*	*	.2	.4	*	*	.1	.3
<b>Total. . . . .</b>	<b>*</b>	<b>*</b>	<b>.1</b>	<b>.1</b>	<b>*</b>	<b>*</b>	<b>.3</b>	<b>.5</b>	<b>*</b>	<b>*</b>	<b>.2</b>	<b>.3</b>
<b>Gray:</b>												
3-G.M. . . . .	-	-	-	-	*	*	*	*	*	*	*	*
4-S.M. . . . .	.2	.3	.2	.3	.2	.3	.5	.2	.2	.3	.3	.2
5-M. . . . .	.2	.8	.3	.7	.7	.7	.4	.6	.6	.8	.4	.6
6-S.L.M. . . . .	.1	.1	*	.3	*	*	.2	.4	*	*	.1	.4
<b>Total. . . . .</b>	<b>.5</b>	<b>1.2</b>	<b>.5</b>	<b>1.3</b>	<b>.9</b>	<b>1.0</b>	<b>1.1</b>	<b>1.2</b>	<b>.8</b>	<b>1.1</b>	<b>.8</b>	<b>1.2</b>
<b>Below Grade. . . . .</b>	<b>.2</b>	<b>.1</b>	<b>*</b>	<b>.2</b>	<b>*</b>	<b>.1</b>	<b>1.2</b>	<b>1.6</b>	<b>.1</b>	<b>.1</b>	<b>.5</b>	<b>1.1</b>
<b>All grades. . . . .</b>	<b>100.0</b>	<b>100.0</b>	<b>100.0</b>	<b>100.0</b>	<b>100.0</b>	<b>100.0</b>	<b>100.0</b>	<b>100.0</b>	<b>100.0</b>	<b>100.0</b>	<b>100.0</b>	<b>100.0</b>
<b>Staple length</b>												
13/16 and shorter. . . . .	.3	.3	.3	.2	.5	.9	1.3	4.1	.4	.8	.7	2.6
7/8 . . . . .	1.3	3.0	2.5	3.7	1.2	4.1	3.5	13.0	1.2	3.9	2.9	9.6
29/32 . . . . .	1.0	1.6	1.5	1.9	1.1	4.2	2.7	10.1	1.1	3.7	2.0	7.1
15/16 . . . . .	4.1	5.1	4.1	5.0	3.4	6.5	6.1	11.3	3.5	6.3	4.9	9.0
31/32 . . . . .	4.4	4.9	3.5	3.0	3.2	4.0	4.8	6.4	3.4	4.1	4.0	5.2
1. . . . .	20.8	19.2	10.6	15.4	12.7	11.1	11.1	13.2	14.0	12.6	10.8	14.0
1-1/32 . . . . .	24.0	22.7	20.4	26.6	27.6	22.2	20.4	18.3	27.0	22.3	20.4	21.3
1-1/16 . . . . .	21.2	23.1	26.2	25.0	31.2	28.6	29.1	17.5	29.6	27.5	27.4	20.3
1-3/32 . . . . .	8.3	10.5	14.4	8.5	15.4	13.9	8.9	3.4	14.3	13.3	12.2	5.2
1-1/8 . . . . .	8.4	5.6	10.7	5.5	3.2	3.0	4.8	1.0	4.0	3.5	8.4	2.7
1-5/32 . . . . .	3.7	2.5	3.4	2.2	.4	.5	2.8	.5	.9	.9	3.1	1.1
1-3/16 . . . . .	1.2	.8	.9	1.0	.1	.3	2.0	.5	.3	.4	1.3	.7
1-7/32 . . . . .	.3	.2	.7	.6	*	*	1.2	.3	.1	.3	.9	.4
1-1/4 and longer . . . . .	1.0	.5	.8	1.4	*	.3	1.3	.4	.2	.4	1.0	.8
<b>All lengths. . . . .</b>	<b>100.0</b>	<b>100.0</b>	<b>100.0</b>	<b>100.0</b>	<b>100.0</b>	<b>100.0</b>	<b>100.0</b>	<b>100.0</b>	<b>100.0</b>	<b>100.0</b>	<b>100.0</b>	<b>100.0</b>

<sup>1/</sup> The "elsewhere" cotton, as reported by the Bureau of the Census, amounted to 256,000 for 1949, 350,000 for 1950, 134,000 for 1951 and 220,000 for 1952.

<sup>2/</sup> Quantities in running bales, hinters excluded.

<sup>3/</sup> As reported by the Bureau of the Census.

\* Less than 0.05 percent.

Table 48.- Staple length of cotton of foreign growth  $\frac{1}{2}$  in the carry-over, August 1, 1943-52

Growth and length (Inches)	1943	1944	1945	1946	1947	1948	1949	1950	1951	1952
	Bales $\frac{2}{2}$	Bales $\frac{2}{2}$	Bales $\frac{2}{2}$	Bales $\frac{2}{2}$	Bales $\frac{2}{2}$	Bales $\frac{2}{2}$	Bales $\frac{2}{2}$	Bales $\frac{2}{2}$	Bales $\frac{2}{2}$	Bales $\frac{2}{2}$
<b>Egyptians:</b>										
1-3/32 and shorter	-	-	-	-	-	-	-	-	-	-
1-1/8 and 1-5/32	-	-	253	246	-	180	-	-	-	-
1-3/16 and 1-7/32	2,981	1,254	2,691	734	13	-	353	346	400	1,397
1-1/4 to 1-11/32	10,087	21,884	35,256	10,714	3,084	719	5,495	11,080	2,650	-
1-3/8 to 1-15/32	16,063	27,495	11,050	16,241	34,540	12,055	35,418	34,257	32,876	26,069
1-1/2 to 1-19/32	8,876	11,263	9,687	11,979	16,848	19,187	912	11,779	20,189	5,591
1-5/8 to 1-23/32	-	-	-	-	3	1,430	-	-	-	-
1-3/4 and longer	-	-	-	128	-	-	-	-	-	-
All lengths $\frac{2}{2}$	38,007	61,896	58,937	40,069	54,488	33,571	42,178	58,497	56,115	33,057
<b>Peruvians:</b>										
1-3/32 and shorter	78	50	-	-	237	171	147	-	-	-
1-1/8 and 1-5/32	-	-	-	420	927	-	16	-	-	-
1-3/16 and 1-7/32	80	191	199	385	630	122	23	-	217	102
1-1/4 to 1-11/32	1,184 $\frac{1}{2}$	2,123 $\frac{1}{2}$	3,386 $\frac{1}{2}$	5,583 $\frac{1}{2}$	12,716 $\frac{1}{2}$	7,128 $\frac{1}{2}$	863 $\frac{1}{2}$	3,161 $\frac{1}{2}$	3,989 $\frac{1}{2}$	68
1-3/8 to 1-15/32	-	-	-	-	-	-	-	-	-	1,015
1-1/2 to 1-19/32	-	-	-	-	-	-	-	-	-	582
1-5/8 to 1-23/32	-	-	-	-	-	-	-	-	-	2,216
1-3/4 and longer	-	-	-	-	-	-	-	-	-	-
All lengths $\frac{2}{2}$	1,342	2,364	3,585	6,388	14,510	7,421	1,049	3,161	4,206	3,983
<b>Indian: <math>\frac{2}{2}</math></b>										
13/16 and shorter	45,441	40,856	47,006	101,729	60,797	46,425	23,699	32,985	51,408	29,918
<b>Other Foreign:</b>										
13/16 and shorter	1,094	784	731	484	172	514	531	50	109	53
7/8 and 29/32	131	-	-	164	49	29	-	-	-	-
15/16 and 31/32	590	-	-	1,669	416	42	-	-	-	-
1 and 1-1/32	459	9,636	10,402	2,245	970	98	-	1,924	-	-
1-1/16 and 1-3/32	187	2,573	-	64	92	-	-	957	-	-
1-1/8 and 1-5/32	-	-	-	-	-	-	10	-	-	1,748
1-3/16 and 1-7/32	-	-	-	-	-	-	-	-	-	469
1-1/4 and longer	732	1,720	4,719	2,006	2,917	1,629	2,166	552	1,086	966
All lengths $\frac{2}{2}$	3,193	14,713	15,852	6,633	4,616	2,312	2,707	3,483	1,195	3,236
<b>All Foreign <math>\frac{2}{2}</math></b>										
	87,956	119,869	125,380	154,819	134,411	89,729	69,633	98,126	112,924	70,194

 $\frac{1}{2}$  Includes American Sea Island cotton in most recent years. $\frac{2}{2}$  Quantities are in equivalent 500-pound bales. $\frac{1}{2}$  As reported by the Bureau of the Census. $\frac{2}{2}$  Includes those lengths longer than 1-1/4" prior to 1952.

Table 49.—Cotton: Carry-over, crop, supply, and disappearance of American upland, by grade, United States, 1935-52

Year beginning August 1	White and Extra White					Spotted					Other colored 1/	All grades 2/
	Good Middling and better	Strict Middling	Middling	Strict Low Middling	Low Middling	Strict Ordinary and Good	Good Ordinary and better	Strict Middling	Middling	Strict Low Middling		
	1,000 bales 3/	1,000 bales 3/	1,000 bales 3/	1,000 bales 3/	1,000 bales 3/	1,000 bales 3/	1,000 bales 3/	1,000 bales 3/	1,000 bales 3/	1,000 bales 3/		
CARRY-OVER												
1935	171	1,661	2,696	1,231	235	57	491	355	77	155		7,129
1936	83	1,043	1,960	863	251	81	396	287	133	233		5,330
1937	99	675	1,393	864	333	100	267	275	138	238		4,382
1938	133	1,298	2,439	2,685	1,165	435	714	889	282	396		11,436
1939	195	2,005	4,697	3,073	1,052	131	609	814	148	219		12,943
1940	179	1,428	3,524	2,858	734	69	702	651	118	190		10,453
1941	198	1,601	4,177	3,225	731	163	806	677	147	286		12,011
1942	77	966	2,761	2,852	1,174	428	622	775	371	449		10,475
1943	70	710	2,689	2,861	1,524	627	494	793	387	375		10,530
1944	90	1,043	2,770	2,970	1,397	564	489	702	276	258		10,559
1945	64	784	2,696	2,954	1,469	1,005	574	774	269	417		11,006
1946	36	594	1,943	1,720	1,660	934	261	356	187	374		7,165
1947	52	439	646	489	242	313	27	48	56	100		2,392
1948	57	530	1,005	520	295	214	49	75	87	156		2,988
1949	40	666	1,999	1,420	477	120	115	150	108	161		5,216
1950	44	718	2,376	2,108	562	68	266	383	80	140		6,745
1951	25	319	809	538	116	50	48	78	46	115		2,144
1952	14	200	594	502	348	186	48	151	289	377		2,709
CROP												
1935	383	2,488	3,053	1,383	521	256	883	672	319	445		10,403
1936	522	2,571	3,479	1,934	764	250	1,378	779	200	247		12,124
1937	556	2,655	4,874	3,704	1,456	636	1,666	1,664	510	516		18,237
1938	315	2,344	3,779	2,161	346	57	1,432	975	102	102		11,598
1939	188	1,925	3,830	2,940	559	121	776	874	144	95		11,452
1940	69	1,468	5,290	3,459	589	1,086	519	449	140	320		12,261
1941	29	773	3,446	3,333	1,086	319	449	286	309	10,434		12,363
1942	40	855	4,302	3,916	1,243	475	605	538	196	193		11,069
1943	163	1,475	3,584	3,745	1,009	238	413	294	64	84		11,831
1944	11	486	3,702	4,333	1,484	646	270	380	130	389		8,809
1945	10	364	2,328	2,924	1,196	813	273	399	161	341		8,515
1946	34	655	2,652	2,866	781	440	381	451	122	133		11,556
1947	365	2,452	4,080	1,780	820	365	698	378	263	355		14,577
1948	111	1,762	5,579	3,578	1,031	445	692	493	306	580		15,905
1949	50	924	4,311	5,218	1,763	331	864	1,333	475	636		9,846
1950	26	713	3,005	2,933	660	161	698	824	262	564		15,026
1951	41	1,040	4,840	4,143	1,443	271	651	769	779	779		
SUPPLY 4/												
1935	554	4,149	5,749	2,614	756	313	1,374	1,027	396	600		17,532
1936	605	3,614	5,439	2,797	1,015	331	1,774	1,066	333	480		22,619
1937	655	3,330	6,267	4,568	1,789	736	1,933	1,939	648	754		23,034
1938	448	3,642	7,218	4,846	1,511	492	2,146	1,864	384	483		24,395
1939	383	3,930	8,527	6,013	1,611	252	1,385	1,688	292	314		22,714
1940	248	2,896	8,814	6,317	1,323	446	1,037	865	258	510		22,445
1941	227	2,374	7,623	6,358	1,817	682	1,255	1,081	433	595		22,838
1942	117	1,821	7,063	6,768	2,417	903	1,227	1,313	567	642		22,599
1943	233	2,185	6,273	6,606	2,533	865	907	1,087	451	459		22,390
1944	101	1,529	6,472	7,303	2,881	1,210	759	1,082	406	647		19,815
1945	74	1,148	5,024	5,878	2,665	1,818	847	1,173	430	758		15,680
1946	70	1,249	4,595	4,586	1,541	1,374	642	807	309	507		13,948
1947	417	2,871	4,706	2,269	1,062	678	725	426	319	455		17,565
1948	168	2,252	6,584	4,098	1,326	659	741	568	393	736		21,121
1949	90	1,590	6,310	6,638	2,200	451	979	1,483	583	797		16,591
1950	70	1,431	5,381	5,041	1,222	229	964	1,207	342	704		17,170
1951	66	1,359	5,649	4,679	1,559	421	699	1,029	815	894		
DISAPPEARANCE 5/												
1935	471	3,106	3,789	1,751	505	232	978	740	263	367		13,072
1936	506	2,939	4,646	1,933	682	231	1,507	791	195	242		11,183
1937	522	2,032	2,828	1,883	624	301	1,219	1,050	366	358		10,091
1938	253	1,637	2,521	1,773	459	362	1,537	1,050	236	264		13,942
1939	204	2,502	5,003	3,155	877	183	683	1,037	174	124		10,703
1940	50	1,295	4,637	3,092	592	283	231	188	111	224		11,970
1941	150	1,408	4,862	3,506	643	254	633	306	62	146		12,308
1942	47	1,111	4,374	3,907	893	276	733	520	180	267		11,040
1943	143	1,142	3,503	3,636	1,136	301	418	385	175	201		11,384
1944	37	745	3,776	4,349	1,412	205	185	308	137	230		12,650
1945	38	554	3,081	4,158	1,905	884	586	817	243	384		13,288
1946	18	830	3,949	4,097	1,299	1,061	615	759	253	407		10,960
1947	360	2,341	3,721	1,749	767	464	676	351	232	299		12,349
1948	128	1,625	4,585	2,678	889	389	626	418	285	575		14,376
1949	46	872	3,934	4,530	1,638	383	713	1,100	503	657		14,447
1950	45	1,112	4,572	4,503	1,106	179	916	1,129	296	589		14,461
1951	52	1,159	5,055	4,177	1,211	235	651	878	526	517		

1/ Other colors includes Low Middling Spotted; all grades of Tinged, Light Yellow Stained, Yellow Stained, Gray, and Blue Stained prior to 1936; Low Middling Spotted, and all grades of Tinged, Yellow Stained, and Gray from 1936 to date. Below grade is included with other colored.

2/ As reported by the Bureau of the Census.

3/ Running bales; round bales counted as half bales.

4/ Carry-over at the beginning of the season plus crop.

5/ Supply minus carry-over at the end of the season.



Table 50.—Cotton: Carry-over, crop, supply and disappearance of American upland by staple length, United States, 1935-52

Season beginning August 1—	13/16" and shorter	7/8" and 29/32"	15/16" and 31/32"	1" and 1-7/32"	1-1/16" and 1-3/32"	1-1/8" and 1-5/32"	1-1/4" and 1-3/16"	1-1/2" and longer	All staples 1/
	bales 2/	bales 2/	bales 2/	bales 2/	bales 2/	bales 2/	bales 2/	bales 2/	bales 2/
CARRY-OVER									
1935	1,000	1,000	1,000	1,000	1,000	1,000	1,000	1,000	1,000
1936	529	2,774	1,799	996	533	356	112	30	7,129
1937	561	2,289	1,259	715	275	191	67	23	5,330
1938	606	1,600	859	544	296	265	90	22	4,382
1939	1,326	3,742	2,814	1,977	1,094	370	114	19	11,436
1940	1,248	3,481	3,069	2,745	1,431	671	76	22	12,943
1941	781	2,827	2,583	2,149	1,443	578	54	38	10,453
1942	705	2,853	3,254	2,780	1,688	998	84	49	12,011
1943	876	2,751	2,335	2,570	1,301	472	107	63	10,475
1944	1,075	2,711	2,040	2,246	1,723	521	136	78	10,530
1945	1,327	2,525	2,208	2,631	1,288	386	137	57	10,559
1946	1,166	2,693	2,010	2,764	1,833	385	104	51	11,006
1947	562	1,172	1,228	2,103	1,562	385	105	48	7,165
1948	25	164	343	1,022	544	213	52	29	2,592
1949	53	242	398	1,219	795	238	29	14	2,988
1950	23	322	356	1,139	2,293	255	18	10	5,216
1951	54	512	704	2,351	2,751	297	50	26	6,745
1952	14	105	191	668	849	247	48	22	2,144
1952	72	453	384	955	691	102	30	22	2,709
CROP									
1935	1,320	3,235	2,628	1,682	867	554	103	14	10,403
1936	1,152	3,143	2,617	2,749	1,555	732	156	20	12,124
1937	1,835	5,235	5,038	3,542	1,639	842	90	16	16,237
1938	510	2,006	3,124	2,964	2,024	764	155	51	11,598
1939	627	2,397	2,780	3,351	1,762	426	76	33	11,452
1940	334	1,591	2,999	4,185	2,506	534	67	45	12,261
1941	441	1,324	2,265	3,821	1,968	496	139	80	10,434
1942	531	1,668	2,586	4,331	2,518	521	110	98	12,363
1943	858	1,257	2,593	4,230	1,631	302	142	56	11,069
1944	550	1,330	2,188	4,884	2,539	254	65	21	11,831
1945	234	677	1,697	3,699	2,262	181	40	19	8,809
1946	168	620	1,108	3,494	2,879	201	30	15	8,515
1947	813	1,263	1,774	4,988	2,581	128	7	2	11,556
1948	569	1,230	1,663	5,724	5,095	279	12	5	14,577
1949	615	2,493	2,376	4,956	5,069	314	64	18	15,905
1950	176	1,074	1,092	3,002	4,212	206	67	17	9,846
1951	288	2,080	1,625	5,264	5,446	258	59	6	15,026
SUPPLY 3/									
1935	1,849	6,009	4,427	2,678	1,400	910	215	44	17,532
1936	1,713	5,432	3,876	3,464	1,780	923	223	43	17,454
1937	2,441	6,835	5,897	4,186	1,935	1,107	180	38	22,619
1938	1,836	5,748	5,938	4,922	3,118	1,134	269	70	23,034
1939	1,875	5,878	5,849	6,096	3,393	1,077	152	55	24,395
1940	1,115	4,418	5,582	6,334	3,949	1,112	121	83	22,714
1941	1,146	4,077	5,519	6,601	3,656	1,094	223	129	22,445
1942	1,407	4,419	4,921	6,901	3,819	993	217	161	22,838
1943	1,933	3,968	4,633	6,476	3,354	823	278	134	21,599
1944	1,877	3,855	4,396	7,515	3,827	640	202	78	22,790
1945	1,400	3,370	3,707	6,443	4,095	566	144	70	19,415
1946	730	1,792	2,136	5,597	4,441	586	135	63	15,680
1947	838	1,427	2,117	6,010	3,125	341	59	31	13,948
1948	622	1,472	2,061	6,943	5,890	517	41	19	17,565
1949	638	2,615	2,732	7,095	7,362	569	82	28	21,121
1950	230	1,586	1,796	5,353	6,963	503	117	43	16,591
1951	302	2,185	1,816	5,932	6,295	505	107	28	17,170
DISAPPEARANCE 4/									
1935	1,288	3,720	3,168	1,963	1,175	719	148	21	12,202
1936	1,107	3,832	3,017	2,820	1,484	658	133	21	13,072
1937	1,115	3,093	3,683	2,229	843	737	66	19	11,183
1938	588	2,287	2,869	2,176	1,487	463	193	48	10,091
1939	1,094	3,051	3,266	3,947	1,950	519	98	17	13,942
1940	410	1,565	2,328	3,554	2,261	514	37	34	10,703
1941	270	1,326	3,184	4,031	2,355	622	116	66	11,970
1942	332	1,708	2,801	4,655	2,096	472	82	83	12,308
1943	606	1,443	2,425	3,845	2,066	437	141	77	11,040
1944	711	1,162	2,386	4,751	1,934	255	98	27	11,384
1945	838	2,198	2,479	4,360	2,533	181	39	22	12,650
1946	705	1,628	1,993	4,575	3,897	373	83	34	15,588
1947	785	1,185	1,719	4,792	2,330	203	30	17	10,960
1948	999	1,350	1,705	4,804	3,597	262	23	9	12,349
1949	584	2,103	2,028	4,744	4,411	272	32	2	14,376
1950	216	1,481	1,605	4,685	5,114	256	69	21	14,447
1951	230	1,732	1,432	4,977	5,604	403	77	6	14,461

1/ As reported by the Bureau of the Census.

2/ Running bales, counting round as half bales.

3/ Carry-over at the beginning of the season plus crop.

4/ Supply minus carry-over at the end of the season.

Table 51.--Grade and staple length of upland cotton in the supply, United States, 1951-52 1/

Grade and shorter	3/16 inch		7/8		29/32		15/16		31/32		1		1-1/16		1-1/8		1-1/4		1-3/16		1-7/32		1-1/2		
	Bales	Percent	Bales	Percent	Bales	Percent	Bales	Percent	Bales	Percent	Bales	Percent	Bales	Percent	Bales	Percent	Bales	Percent	Bales	Percent	Bales	Percent	Bales	Percent	
<b>Ex. Whites</b>																									
3-0.M.....	1	1	22	11	3	3	29	376	3,321	3,089	71,099	34,795	3,271	1,630	544	23,073	0.1								
4-0.M.....	1	1	191	123	1,638	29,039	176,585	176,585	50,335	48,463	24,592	6,879	10,801	3,879	845,166	2.4									
5-M.....	21	33	1,150	890	7,186	342,924	503,095	503,095	127,553	15,962	6,501	1,677	6,110	35	843,901	4.9									
6-0.L.M.....	103	256	2,439	285	1,691	37,872	287,872	287,872	79,322	8,413	1,682	54	1,682	61	318,212	1.9									
7-0.L.M.....	137	336	3,157	23	2,510	189,212	127,921	11,997	11,997	18	8	1	1	1	59,373	1.9									
8-0.L.M.....	34	209	908	1	2,119	2,073	3,719	2,741	7	1	1	1	1	1	1	12,135	0.1								
<b>Total</b>	384	2,002	6,067	697	12,193	34,954	85,941	551,392	1,306,949	293,083	71,079	34,795	11,152	5,128	2,511,280	14.6									
<b>Whites</b>																									
1-M.F.....	-	-	-	-	11	2,267	2,035	4,821	11,716	10,447	2,968	206	206	332	72	43,154	0.3								
2-0.M.....	-	-	195	1,688	5,650	31,489	51,907	180,780	323,766	183,786	51,702	13,562	6,970	2,072	6,439	943,876	5.5								
3-0.M.....	66	3,868	20,368	35,713	66,018	309,628	437,605	1,278,111	1,713,379	425,723	122,310	28,802	28,802	9,413	11,666	4,002,119	25.0								
4-M.....	214	12,910	120,144	180,624	285,046	1,375,523	1,230,301	1,278,517	282,510	55,095	19,950	9,382	3,027	3,256	3,834,801	22.3									
5-M.....	360	11,644	27,671	157,886	208,787	1,275,523	1,230,301	1,278,517	282,510	55,095	19,950	9,382	3,027	3,256	3,834,801	22.3									
6-0.L.M.....	55	3,135	15,662	11,727	114,784	77,527	24,118	423,005	30,467	6,669	1,975	622	135	300	1,260,898	7.2									
7-0.L.M.....	9	776	2,433	1,782	25,344	14,464	24,971	38,064	3,165	151	71	27	27	57	295,076	1.7									
8-0.L.M.....	-	-	-	-	4,531	7,105	20,285	10,200	457	483	11	20	20	27	57	295,076	1.7								
<b>Total</b>	704	42,050	317,617	669,755	670,591	4,311,381	1,851,909	3,222,032	3,542,175	871,795	240,936	142,073	35,037	21,790	11,219,909	65.3									
<b>Spotted</b>																									
3-0.M.....	12	4,564	11,971	6,276	4,353	1,792	1,974	4,635	5,272	1,036	801	195	188	30	17	43,136	0.3								
4-0.M.....	244	14,104	159,744	149,229	96,164	28,042	39,998	89,583	57,998	11,949	4,133	1,015	375	350	269	656,087	3.8								
5-M.....	369	60,049	240,076	225,961	180,066	69,975	71,094	116,501	72,839	7,500	2,385	681	134	134	61	1,028,764	6.0								
6-0.L.M.....	750	50,304	238,449	190,671	125,199	32,269	61,075	75,115	31,338	4,82	1,188	482	67	67	42	815,363	4.7								
7-0.L.M.....	760	25,312	62,131	25,226	39,468	24,707	71,080	53,099	14,233	572	201	6	23	23	27	316,617	1.8								
<b>Total</b>	2,135	185,273	711,371	572,365	445,270	136,725	285,158	337,933	187,963	24,391	8,002	1,842	889	314	416	2,860,147	16.6								
<b>Tinged</b>																									
3-0.M.....	2	113	157	2	4	43	67	37	13	19	2	-	-	-	-	436	0.1								
4-0.M.....	73	1,710	4,142	2,176	1,394	702	713	530	139	22	2	-	-	-	-	10,761	0.4								
5-M.....	354	25,437	27,071	5,917	8,454	2,164	3,684	2,844	482	22	1	-	-	-	-	60,461	0.4								
6-0.L.M.....	918	14,769	8,680	2,710	23,275	11,625	20,569	5,713	1,188	40	2	-	-	-	-	82,283	0.5								
<b>Total</b>	1,345	53,973	61,960	18,404	47,649	16,936	31,444	13,582	2,327	81	5	-	-	-	-	242,703	1.5								
<b>Yellow Stained</b>																									
3-0.M.....	72	3,167	0	0	59	19	23	4	-	-	-	-	-	-	-	39	0.1								
4-0.M.....	417	4,609	2,864	372	614	9	17	10	-	-	-	-	-	-	-	2,931	0.1								
<b>Total</b>	489	5,828	4,235	575	673	28	40	14	-	-	-	-	-	-	-	11,882	0.1								
<b>Gray</b>																									
3-0.M.....	11	448	18	22	30	51	1,223	1,664	717	48	29	-	-	-	-	3,802	0.1								
4-0.M.....	43	1,525	4,059	1,785	2,150	2,119	15,308	65,754	30,519	1,528	258	10	21	15	39	64,166	0.4								
5-M.....	34	559	859	454	1,006	3,431	18,268	37,054	4,226	163	163	-	-	-	-	125,171	0.7								
6-0.L.M.....	88	2,532	6,577	3,089	4,134	7,338	43,677	134,360	53,941	2,485	424	55	36	30	57	259,213	1.5								
<b>Total</b>	710	4,351	10,267	1,536	21,918	10,446	11,838	2,633	320	22	8	-	-	-	-	64,049	0.4								
<b>All grades.....</b>	5,855	296,009	3,118,094	1,066,418	1,197,618	617,898	1,670,007	4,261,946	5,103,675	1,192,022	350,966	151,048	77,793	29,533	27,391	17,169,133	100.0								
<b>All grades</b>	Percent	Percent	Percent	Percent	Percent	Percent	Percent	Percent	Percent	Percent	Percent	Percent	Percent	Percent	Percent	Percent	Percent	Percent	Percent	Percent	Percent	Percent	Percent	Percent	Percent
	1.7	6.5	6.2	7.0	3.6	9.7	24.8	29.7	6.9	0.9	0.5	0.2	0.2	0.2	100.0										

1/ 1951 carry-over plus 1951-52 crop.  
\* Less than 0.05 percent.