

3. 1118

**UNITED STATES DEPARTMENT of AGRICULTURE
AGRICULTURAL MARKETING SERVICE**

**COTTON QUALITY STATISTICS
UNITED STATES**

1952-53

Washington, D. C.

Statistical Bulletin No. 137

January 1954

For sale by the Superintendent of Documents, U. S. Government Printing Office, Washington 25, D. C. - Price 40 cents

UNITED STATES DEPARTMENT OF AGRICULTURE
AGRICULTURAL MARKETING SERVICE

Cotton Division

COTTON QUALITY STATISTICS
UNITED STATES
1952-53

CONTENTS

Table No.	Page No.
Introduction	1-2
United States Cotton Production, 1952-53	3
United States tables:	
1 Grade and staple length of upland cotton ginned in the United States, 1952-53	4-5
2 Grade and staple length of American Egyptian cotton ginned, by States and United States, 1952-53	6
3 Grade and staple length of upland cotton ginned in the United States, during specified periods, 1952-53	7
4 Grade and staple length of American Egyptian cotton ginned in the United States, during specified periods, 1952-53	8
5 Grade of upland cotton ginned in the United States, by States, crops of 1950-52	9-10
6 Staple length of upland cotton ginned in the United States, by States, crops of 1950-52	11-12
7 Grade index and average staple length of upland cotton ginned in the United States, by States, crops of 1947-52	13
8 Preparation of upland cotton ginned in the United States, during specified periods, by States, 1952-53	14-15
9 Tenderability of upland cotton ginned, by States, 1952-53	16
10 Tenderability of upland cotton ginned in the United States, 1935-52	16
State tables:	
11 Grade and staple length of upland cotton ginned in Alabama, 1952-53	17
12 Grade and staple length of upland cotton ginned in Arizona, 1952-53	18
13 Grade and staple length of upland cotton ginned in Arkansas, 1952-53	19
14 Grade and staple length of upland cotton ginned in California, 1952-53	20
15 Grade and staple length of upland cotton ginned in Florida, 1952-53	21
16 Grade and staple length of upland cotton ginned in Georgia, 1952-53	22
17 Grade and staple length of upland cotton ginned in Illinois, 1952-53	23
18 Grade and staple length of upland cotton ginned in Kentucky, 1952-53	24
19 Grade and staple length of upland cotton ginned in Louisiana, 1952-53	25
20 Grade and staple length of upland cotton ginned in Mississippi, 1952-53	26
21 Grade and staple length of upland cotton ginned in Missouri, 1952-53	27
22 Grade and staple length of upland cotton ginned in New Mexico, 1952-53	28
23 Grade and staple length of upland cotton ginned in North Carolina, 1952-53	29
24 Grade and staple length of upland cotton ginned in Oklahoma, 1952-53	30
25 Grade and staple length of upland cotton ginned in South Carolina, 1952-53	31
26 Grade and staple length of upland cotton ginned in Tennessee, 1952-53	32
27 Grade and staple length of upland cotton ginned in Texas, 1952-53	33
28 Grade and staple length of upland cotton ginned in Virginia, 1952-53	34
29 Grade and staple length of upland cotton ginned, during specified periods, in Alabama and Arizona, 1952-53	35
30 Grade and staple length of upland cotton ginned, during specified periods, in Arkansas and California, 1952-53	36
31 Grade and staple length of upland cotton ginned, during specified periods, in Florida and Georgia, 1952-53	37
32 Grade and staple length of upland cotton ginned, during specified periods, in Illinois and Kentucky, 1952-53	38
33 Grade and staple length of upland cotton ginned, during specified periods, in Louisiana and Mississippi, 1952-53	39
34 Grade and staple length of upland cotton ginned, during specified periods, in Missouri and New Mexico, 1952-53	40
35 Grade and staple length of upland cotton ginned, during specified periods, in North Carolina and Oklahoma, 1952-53	41
36 Grade and staple length of upland cotton ginned, during specified periods, in South Carolina and Tennessee, 1952-53	42
37 Grade and staple length of upland cotton ginned, during specified periods, in Texas and Virginia, 1952-53	43
38 Grade and staple length of upland cotton ginned, by districts, in Alabama and Arkansas, 1952-53	44-45
39 Grade and staple length of upland cotton ginned, by districts, in Georgia and Louisiana, 1952-53	46-47
40 Grade and staple length of upland cotton ginned, by districts, in Mississippi and North Carolina, 1952-53	48-49
41 Grade and staple length of upland cotton ginned, by districts, in Oklahoma, South Carolina, and Tennessee, 1952-53	50-51
42 Grade and staple length of upland cotton ginned, by districts, in Texas, 1952-53	52-53
Carry-over tables:	
43 Grade and staple length of upland cotton in the carry-over, United States, August 1, 1953	54-55
44 Grade and staple length of American Egyptian cotton in the carry-over, United States, August 1, 1953	56
45 Tenderability of upland cotton in the carry-over, United States, August 1, 1944-53	57
46 Grade index and average staple length of upland cotton in the carry-over, by places of storage, United States, August 1, 1950-53	57
47 Grade and staple length of upland cotton in the carry-over, by places of storage, United States, August 1, 1950-53	58-59
48 Staple length of cotton of foreign growth in the carry-over, August 1, 1944-53	60
Supply and disappearance tables:	
49 Carry-over, crop, supply, and disappearance of upland cotton, by grade groupings, United States, 1935-53	61
50 Carry-over, crop, supply, and disappearance of upland cotton, by staple groupings, United States, 1935-53	62
51 Grade and staple length of upland cotton in the supply, United States, 1952-53	63
52 Grade and staple length of Sealand cotton ginned, United States, 1952-53	64

In assembling the information on which this report is based, the following agencies cooperated during the 1952-53 season:

Louisiana Agricultural Experiment Station
Louisiana State Department of Agriculture and Immigration
New Mexico Agricultural Experiment Station
North Carolina Agricultural Extension Service

Credit is due cotton ginners, warehousemen, dealers, manufacturers, and owners of cotton, whose cooperation has made this report possible.

Cotton Quality Statistics, United States
1952-53

Introduction

This report contains information on the quality of cotton ginned during the 1952-53 season, and on the quality of cotton on hand in the United States on August 1, 1953. To facilitate comparison, certain data contained in the reports for previous years are included. This information should be helpful to cotton growers and breeders and to merchants, consumers, research workers, and others interested in the quality of the crop, and the carry-over.

Estimates of the quality of the ginnings for most of the States are based on the classification of samples representing approximately 10 percent of the crop of upland cotton. These samples were submitted by gins selected to represent a cross-section of the quality of total ginnings by districts and States. In the case of upland and American Egyptian cotton in Arizona, California, New Mexico, and in district 6 of Texas, where from 95 to 100 percent of ginnings are classed under another program, the total samples classed are adjusted to ginnings and used in preparing the estimates. The proportions of the various qualities found in the samples classed were applied to total ginnings as reported by the Bureau of the Census for upland and American Egyptian cotton. For the purpose of preparing the estimates, most cotton-producing States are divided into districts. Samples classed were weighted by ginning periods for all cotton-producing States as well as by districts for most cotton-producing States.

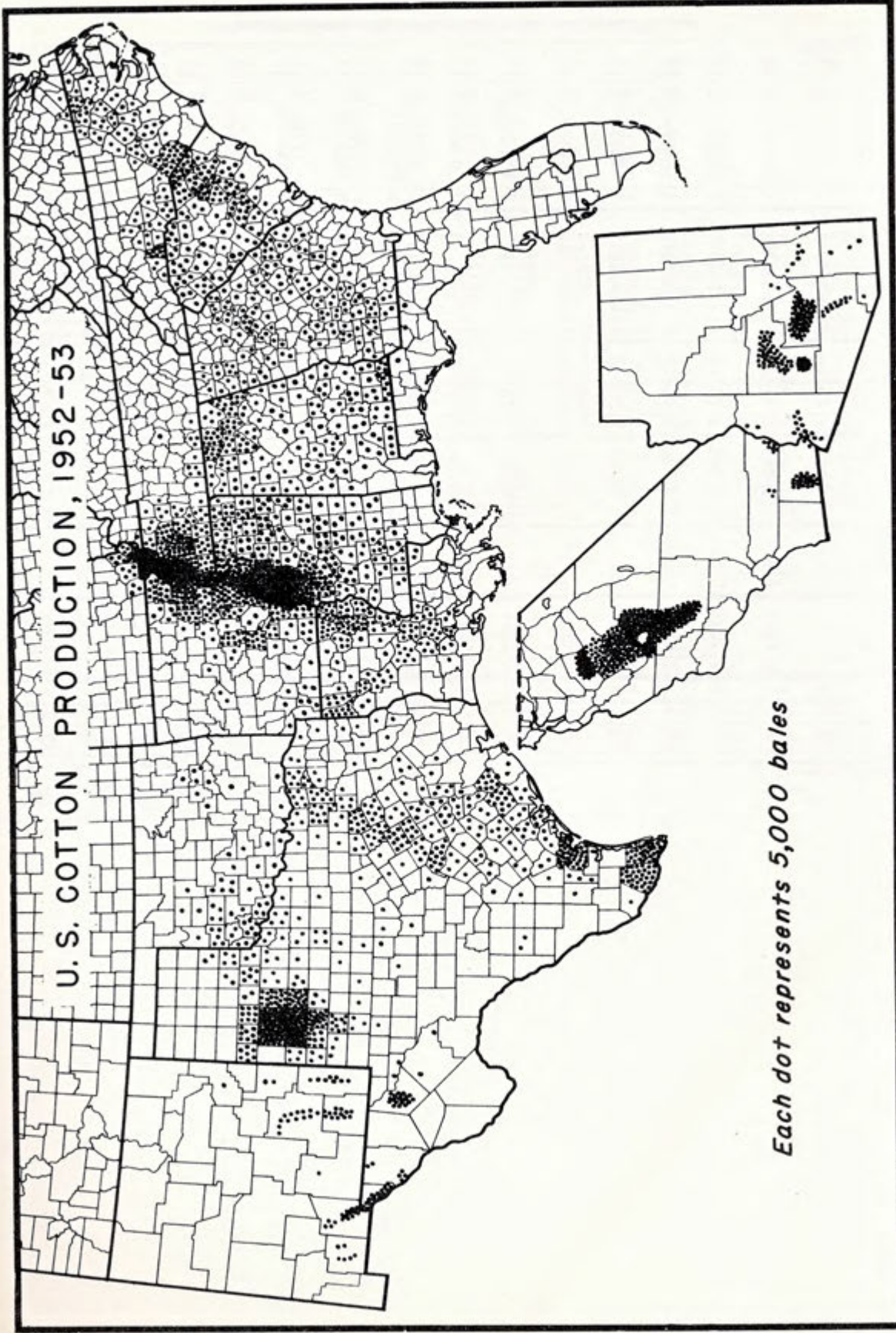
The report for the carry-over includes statistics on the grade and staple length of upland and American Egyptian cotton and on the staple length of cotton of foreign growth on hand in the United States on August 1, 1953. The estimates of the quality of the carry-over were based on the classification of samples representative of the cotton in consuming establishments, in public warehouses and compresses, and in other places of storage. The proportions of the various qualities found in the samples classed were applied in each instance to the total number of bales in the consuming establishments, public warehouses or compresses, or in other places of storage. Samples were classed from over 85 percent of all cotton located in such places of storage. The figures on the quality of cotton from which samples were classed for each State and for the principal types of storage were then raised to correspond with the number of bales as reported by the Bureau of the Census.

The Official Cotton Standards for Grades of American Upland Cotton were revised effective August 15, 1953. The revision abolished the Middling Fair and Strict Good Middling standards for White cotton and all standards for Extra White cotton; and changed the remaining standards so as to reflect the characteristics of the recent cotton crops insofar as color, leaf, and preparation are concerned. The bulk of the classification work on the August 1, 1953 carry-over of upland cotton was performed prior to August 15, 1953. The relatively small proportion of the carry-over which was classed on and after August 15, 1953 was on the basis of the newly promulgated standards.

The tables in this report that contain figures on the tenderability of cotton on futures contracts indicate only the total quantities tenderable and untenderable. Reports of this series issued prior to 1941 have given separately the quantities of cotton of untenderable grades, those of untenderable staple lengths, and those untenderable in both grade and staple length.

A revision in cotton futures contracts after 1941 has reduced the number of tenderable grades and has excluded from delivery any cotton reduced in grade or staple length because of irregularities or defects found in the samples submitted for classification. Moreover, the revisions have limited the tenderable qualities of non-rain-grown cottons to those classified as Middling or better, White and Extra White, 1-1/32 inches and longer in staple. In view of these changes in the cotton futures contracts, it is not practicable to tabulate the data on tenderability in the same detail as heretofore.

Throughout this report the official grade designations are abbreviated as follows: Middling Fair, 1-M.F.; Strict Good Middling, 2-S.G.M.; Good Middling, 3-G.M.; Strict Middling, 4-S.M.; Middling, 5-M.; Strict Low Middling, 6-S.L.M.; Low Middling, 7-L.M.; Strict Good Ordinary, 8-S.G.O.; Good Ordinary, 9-G.O.



U. S. COTTON PRODUCTION, 1952-53

Each dot represents 5,000 bales

Table 1. --Grade and staple length of upland cotton ginned in the United States, 1952-53 - Continued

Grade	3/8 inch and shorter		7/8 inch	29/32 inch	15/16 inch	31/32 inch	1 inch	1-1/32 inches	1-1/16 inches	1-1/8 inches	1-1/4 inches	1-1/2 inches	1-3/4 inches	1-7/8 inches	1-1/2 inches and longer	All lengths
	Percent	Percent	Percent	Percent	Percent	Percent	Percent	Percent	Percent	Percent	Percent	Percent	Percent	Percent	Percent	
Extra Whites																
3-0.M.	-	-	-	-	-	-	-	-	0.1	0.3	1.1	3.2	5.2	5.5	1.5	0.1
4-0.M.	-	-	-	-	-	-	0.1	1.0	3.4	11.4	35.0	61.1	69.3	69.7	18.6	3.0
5-M.	-	-	-	-	0.1	0.1	.3	4.6	11.2	19.4	39.4	26.5	20.4	10.6	13.3	6.1
6-0.L.M.	-	-	0.1	0.1	.2	.1	.3	4.9	13.3	21.4	12.9	6.3	2.1	1.9	1.5	6.2
7-L.M.	-	-	.1	.1	.2	.1	.9	2.7	6.5	7.6	2.1	.3	.2	.2	.2	3.1
8-0.L.O.	-	-	.1	-	.3	.3	.7	1.0	1.3	.5	.1	-	-	-	-	.5
9-0.O.	-	-	.1	-	.2	.3	.5	.5	.2	-	-	-	-	-	-	.3
Total ...	*	*	.4	.1	1.0	.9	2.5	14.7	35.0	60.6	43.6	97.4	97.2	49.9	34.9	19.6
Whites																
1-M.F.	-	-	-	-	-	-	-	-	-	-	-	-	-	-	-	-
2-0.M.	-	-	-	-	-	-	-	-	-	-	-	-	-	-	-	-
3-0.M.	-	0.1	.1	.4	.6	.5	.5	.4	.7	1.2	.3	-	.2	.5	.5	.5
4-0.M.	1.9	1.9	2.9	6.4	9.8	9.0	7.0	7.5	9.7	10.1	4.5	.7	2.3	9.6	7.7	7.7
5-M.	16.1	18.9	18.4	25.1	32.4	36.1	34.2	37.8	32.5	19.2	7.9	1.1	1.3	5.5	47.1	31.5
6-0.L.M.	25.4	18.6	14.5	14.9	21.7	31.5	32.9	25.1	14.2	6.2	2.3	.5	.6	1.0	5.6	19.8
7-L.M.	7.4	4.5	4.6	5.6	10.6	12.6	9.0	4.6	1.0	.8	.3	-	.3	-	1.1	4.8
8-0.L.O.3	.7	.9	1.0	1.7	.9	.8	.8	.3	-	-	-	.1	-	-	.7
9-0.O.1	.2	.2	.1	.2	*	.1	.1	*	*	-	-	-	-	-	.1
Total ...	51.2	44.9	41.6	53.5	77.0	90.6	88.4	76.3	59.6	37.5	15.3	2.3	2.7	9.0	63.9	65.1
Spotted																
3-0.M.	*	.1	.1	.1	.1	.1	.1	.1	*	*	*	-	-	-	-	.1
4-0.M.	15.8	15.3	11.6	10.2	6.0	2.2	1.6	1.8	1.1	.5	.3	.1	.6	1.2	3.4	3.4
5-M.	25.2	26.6	30.2	25.2	9.8	3.0	2.6	3.0	1.8	.7	.4	*	.1	.3	-	6.8
6-0.L.M.	4.4	8.0	12.3	9.3	3.6	1.3	1.8	1.7	.8	.3	.1	*	*	-	-	2.8
7-L.M.	1.1	1.9	1.4	.7	1.2	.9	1.4	1.2	.4	.1	.1	*	*	-	-	.9
Total ...	47.2	51.9	55.6	45.5	20.7	7.5	7.5	7.8	4.2	1.6	.9	.1	.1	.9	1.2	14.0
Tinged																
3-0.M.	-	*	*	*	*	*	*	*	*	*	*	-	-	-	-	*
4-0.M.2	.7	.6	.2	.1	*	*	*	*	*	*	-	-	-	-	.1
5-M.4	1.6	1.1	.3	.1	.1	.1	*	*	*	*	-	-	-	-	.2
6-0.L.M.1	.3	.2	.1	.2	.2	.1	*	*	*	*	-	-	-	-	.1
7-L.M.1	.1	.1	.1	.1	.1	.2	.1	*	*	*	-	-	-	-	.1
Total8	2.7	2.0	.6	.5	.4	.4	.1	*	*	*	-	-	-	-	.5
Yellow Stained																
3-0.M.1	*	-	-	-	-	-	-	-	-	-	-	-	-	-	*
4-0.M.	-	.1	*	*	*	*	*	*	*	*	*	-	-	-	-	*
5-M.1	.1	*	*	*	*	*	*	*	*	*	-	-	-	-	*
Total2	.2	*	*	*	*	*	*	*	*	*	-	-	-	-	*
Greys																
3-0.M.	*	*	*	.1	.2	.2	.2	.3	.2	.1	.1	*	*	-	-	.2
4-0.M.	*	*	*	.1	.2	.2	.2	.4	.6	.1	*	*	*	-	-	.3
5-M.2	.1	.1	.1	.2	.2	.2	.4	.6	.1	*	*	*	-	.2	.3
6-0.L.M.	-	*	.1	.1	.1	.1	.1	.3	.3	*	*	*	-	-	-	.2
Total2	.1	.2	.3	.5	.5	.5	1.0	1.1	.2	.1	*	*	.2	-	.7
Below Grade	.4	.2	.2	*	.3	.1	.2	.1	*	*	*	-	-	-	-	.1
All grades	100.0	100.0	100.0	100.0	100.0	100.0	100.0	100.0	100.0	100.0	100.0	100.0	100.0	100.0	100.0	100.0

* Less than 0.05 percent.

Table 2. —Grade and staple length of American Egyptian cotton ginned by States and United States, 1952-53

Grade	Production							Percentages						
	1-9/32 inches and shorter	1-5/16 and 1-11/32 inches	1-3/8 and 1-13/32 inches	1-7/16 and 1-15/32 inches	1-1/2 and 1-17/32 inches	1-9/16 and longer	All lengths	1-9/32 inches and shorter	1-5/16 and 1-11/32 inches	1-3/8 and 1-13/32 inches	1-7/16 and 1-15/32 inches	1-1/2 and 1-17/32 inches	1-9/16 and longer	All lengths
	Bales	Bales	Bales	Bales	Bales	Bales	Bales	Percent	Percent	Percent	Percent	Percent	Percent	Percent
ARIZONA														
1	-	-	5	585	3,864	69	4,123	-	-	0.4	2.4	20.3	78.4	9.6
2	-	-	9	3,097	3,732	16	6,854	-	-	.7	12.6	21.9	18.2	16.0
3	-	-	6	4,423	4,352	3	8,784	-	-	.5	18.1	22.2	3.4	20.5
4	-	-	7	5,033	3,796	-	8,836	-	-	.6	20.5	25.4	-	20.5
5	-	-	69	5,179	1,447	-	6,695	-	-	5.6	21.2	8.5	-	15.6
6	1	-	287	3,970	270	-	4,528	2.7	-	23.3	16.2	1.6	-	10.6
7	-	-	389	1,802	10	-	2,201	-	-	31.7	7.4	.1	-	5.1
8	1	-	238	311	1	-	551	2.7	-	19.3	1.3	*	-	1.3
9	4	-	164	82	-	-	250	10.8	-	13.3	.3	-	-	.6
10	31	-	56	10	-	-	97	83.8	-	4.6	*	-	-	.7
All grades	37	-	1,730	24,199	17,072	88	1/2,919	100.0	-	100.0	100.0	100.0	100.0	100.0
NEW MEXICO														
1	-	-	-	175	3,902	-	4,077	-	-	-	10.8	19.4	-	12.1
2	-	-	-	148	2,010	-	2,158	-	-	-	9.1	25.4	-	22.2
3	-	-	2	287	1,333	-	1,622	-	-	1.3	17.7	16.8	-	16.7
4	-	-	12	489	588	-	1,089	-	-	7.9	29.9	7.4	-	11.2
5	1	-	37	383	79	-	500	11.1	-	24.5	23.6	1.0	-	5.2
6	-	-	39	118	3	-	160	-	-	25.9	7.3	*	-	1.6
7	3	-	35	18	-	-	56	33.3	-	23.2	1.1	-	-	.6
8	-	-	19	7	-	-	26	-	-	12.6	.4	-	-	.3
9	-	-	3	1	-	-	4	-	-	2.0	.1	-	-	*
10	5	-	4	-	-	-	9	55.6	-	2.6	-	-	-	.1
All grades	9	-	151	1,626	7,925	-	1/9,701	100.0	-	100.0	100.0	100.0	-	100.0
TEXAS														
1	-	-	-	562	17,667	10	18,269	-	-	-	10.6	51.0	93.0	44.8
2	-	-	-	518	8,304	3	8,855	-	-	-	10.3	23.9	7.0	21.7
3	-	-	4	990	5,962	-	6,956	-	-	0.6	18.6	17.2	-	17.0
4	-	-	59	1,533	2,389	-	3,921	-	-	8.9	29.0	6.9	-	9.7
5	44	-	153	1,136	360	-	1,690	29.5	-	23.1	21.4	1.0	-	4.1
6	36	-	216	421	12	-	685	25.9	-	32.8	7.9	*	-	1.7
7	37	-	127	107	-	-	271	26.6	-	19.2	2.0	-	-	.7
8	16	-	67	13	-	-	96	11.5	-	10.1	.2	-	-	.2
9	4	-	32	-	-	-	36	2.9	-	4.8	-	-	-	.1
10	5	-	3	-	-	-	8	3.6	-	.5	-	-	-	*
All grades	139	-	661	5,310	34,694	13	1/10,847	100.0	-	100.0	100.0	100.0	100.0	100.0
UNITED STATES														
1	-	-	5	1,322	25,033	109	26,469	-	-	0.2	4.2	11.9	83.2	28.4
2	-	-	9	3,793	14,046	19	17,867	-	-	.4	12.1	23.5	14.5	19.1
3	-	-	12	5,700	11,647	3	17,362	-	-	.6	18.1	19.5	2.3	18.6
4	-	-	78	7,055	6,773	-	13,906	-	-	3.8	22.5	11.3	-	11.9
5	42	-	259	6,698	1,886	-	8,885	22.7	-	12.7	21.3	3.2	-	9.5
6	37	-	542	4,509	285	-	5,373	20.0	-	26.5	11.3	.5	-	5.7
7	10	-	551	1,927	10	-	2,528	21.6	-	27.1	6.1	*	-	2.7
8	17	-	324	331	1	-	673	9.2	-	15.9	1.1	*	-	.7
9	8	-	199	83	-	-	290	4.3	-	9.7	.3	-	-	.3
10	11	-	63	10	-	-	114	22.2	-	3.1	*	-	-	.1
All grades	185	-	2,042	31,428	59,681	131	1/93,167	100.0	-	100.0	100.0	100.0	100.0	100.0

1/ As reported by the Bureau of the Census, running bales.
* Less than 0.05 percent.

Table J. --Grade and staple length of upland cotton ginned in the United States, during specified periods, 1952-53

Grade and staple length	Prior to					Total Crop	After					Total Crop
	Sept. 1	September	October	November	Nov. 30		Sept. 1	September	October	November	Nov. 30	
Grade	Bales	Bales	Bales	Bales	Bales	Bales	Percent	Percent	Percent	Percent	Percent	Percent
Extra White:												
3-0-M.	29	4,522	6,311	2,536	29	13,427	*	0.1	0.1	0.1	*	0.1
4-0-M.	6,747	82,176	260,778	107,337	10,466	447,193	0.5	1.9	4.7	14.0	7	3.0
5-M.	9,135	106,353	402,456	288,561	103,477	910,942	6	2.5	7.9	11.7	6.9	6.1
6-0-L-M.	565	17,709	38,937	363,201	203,977	922,339	*	4	6.7	14.0	13.6	6.2
7-L-M.	30	1,613	132,823	166,967	167,239	468,672	*	*	2.4	6.4	11.7	3.1
8-0-G.O.	6	40	9,389	19,709	83,108	112,862	*	*	.2	.8	5.6	.8
9-0-G.O.	4	8	602	2,091	30,411	37,316	*	*	*	.1	2.3	.3
Total	16,811	212,421	1,121,292	965,392	601,055	2,896,971	1.1	4.9	22.0	36.6	60.3	19.6
White:												
1-M.F.	-	-	-	-	-	79	-	-	-	-	-	-
2-0-G.M.	27,135	44,516	5,562	520	11	78,364	1.9	1.0	.1	*	*	.5
3-0-M.	263,505	708,817	166,312	12,364	2,303	1,119,303	12.1	16.6	3.3	.5	.2	7.7
5-M.	722,000	2,231,091	1,568,683	115,638	21,004	4,688,116	14.5	52.5	30.9	5.6	1.4	31.5
6-0-L-M.	350,922	783,809	1,255,705	460,296	109,592	2,953,676	26.1	18.4	26.7	17.7	6.9	19.8
7-L-M.	36,187	136,919	216,167	206,717	116,278	712,198	2.5	3.2	4.3	8.0	7.8	4.3
8-0-G.O.	3,722	13,906	31,963	28,806	39,776	109,156	.3	.3	.3	1.1	2.7	.7
9-0-G.O.	651	721	1,285	2,502	6,010	11,169	*	*	*	.1	.4	.1
Total	1,404,501	3,915,679	3,227,962	956,863	288,334	9,693,339	96.4	92.0	63.6	33.0	19.4	65.1
Spotted:												
4-0-M.	421	2,512	2,850	1,901	1,402	9,176	*	.1	.1	.1	.1	.1
5-M.	9,482	68,068	269,538	126,533	39,566	506,687	.7	1.5	5.3	14.9	2.3	3.4
6-0-L-M.	14,283	44,357	393,751	410,106	150,993	1,013,490	1.0	1.0	7.8	15.7	10.1	6.8
7-L-M.	8,102	6,470	33,644	166,717	295,169	420,102	.6	.2	.7	6.4	13.8	2.8
8-L-M.	2,985	689	1,405	28,433	101,536	135,051	.2	*	*	1.1	6.8	.9
Total	35,776	116,096	701,188	733,600	497,756	2,079,506	2.5	2.8	13.9	26.2	33.1	14.0
Tinged:												
3-0-M.	35	-	210	292	58	595	*	*	*	*	*	*
4-0-M.	14	14	2,222	9,331	2,729	13,814	*	*	*	.4	.1	.1
5-M.	-	58	1,458	14,504	12,292	29,312	-	*	*	.6	.8	.2
6-0-L-M.	-	33	203	1,887	9,391	11,509	-	*	*	*	.6	.1
7-L-M.	-	29	11	296	9,322	9,658	-	*	*	*	.6	.1
Total	53	134	4,106	26,305	33,792	63,458	*	*	*	1.1	2.1	.5
Yellow Stained:												
3-0-M.	-	-	-	71	-	71	-	-	-	*	*	*
4-0-M.	-	-	58	340	176	612	-	-	-	*	*	*
5-M.	-	-	69	315	437	821	-	-	-	*	*	*
Total	-	-	127	766	611	1,504	-	-	*	*	*	*
Gray:												
3-0-M.	50	114	1,032	1,314	376	2,836	*	*	*	.1	*	*
4-0-M.	477	1,331	9,560	9,200	6,397	26,955	*	*	.2	.4	.4	.2
5-M.	513	1,765	6,464	10,733	28,866	48,421	*	*	.1	.4	1.9	.3
6-0-L-M.	20	899	1,596	1,761	23,458	27,754	*	*	.1	1.6	.7	.7
Total	1,060	4,109	18,482	23,008	59,197	106,016	*	*	.3	1.0	3.9	.7
Below Grade	183	63	319	1,436	11,940	16,941	*	*	*	.1	1.0	.1
All grades	1,458,384	4,268,502	5,073,634	2,587,660	1,490,185	11,353,165	100.0	100.0	100.0	100.0	100.0	100.0
Grade index	98.7	99.0	96.5	92.8	86.7	95.8	-	-	-	-	-	-
Staple length (inches)												
1 1/16 and shorter	1,481	44,293	256,238	123,520	73,564	499,316	0.1	1.0	5.1	4.4	4.9	3.4
7/8	14,066	146,115	425,079	313,278	201,397	1,120,435	1.0	3.9	8.4	12.1	13.5	7.5
29/32	50,106	210,505	239,243	171,906	97,236	769,006	3.4	5.0	1.7	6.6	6.5	5.7
15/16	173,077	319,735	234,504	136,362	59,862	901,580	11.7	7.5	4.6	4.5	4.0	6.1
1/2	149,207	300,987	262,533	77,220	42,287	812,234	13.0	7.1	4.0	3.0	2.8	5.5
1	212,409	704,487	556,729	180,872	143,391	1,797,888	14.6	16.6	11.0	7.0	9.6	12.1
1-1/32	332,253	1,073,785	1,159,337	523,058	365,252	3,493,686	22.4	25.5	23.4	20.2	26.5	23.5
1-1/16	418,706	1,176,388	1,497,736	749,467	417,911	4,260,688	28.7	27.7	29.5	29.0	28.1	28.6
1-1/8	64,275	184,792	321,026	269,544	63,909	874,544	4.4	4.3	6.3	7.3	4.3	5.9
1-1/4	4,014	24,952	66,706	52,491	18,197	166,850	.3	.6	1.3	2.0	1.7	1.1
1-3/16	452	21,561	65,579	32,808	5,463	126,363	*	.5	1.3	1.3	1.3	.9
1-1/2	63	8,672	15,188	4,065	935	28,903	*	.2	.3	.2	.1	.2
1-7/32	52	1,410	2,957	549	73	5,141	*	*	.1	*	*	*
1-1/4 and longer	3	370	811	398	8	1,562	*	*	*	*	*	*
All lengths	1,458,384	4,268,502	5,073,634	2,587,660	1,490,185	11,353,165	100.0	100.0	100.0	100.0	100.0	100.0
Average staple length (32nd inches)	32.4	32.4	32.2	32.1	31.9	32.3	-	-	-	-	-	-

1/ As reported by the Bureau of the Census, running bales, lintsters excluded.
 * Less than 0.05 percent.

Table 4. --Grade and staple length of American Egyptian cotton ginned in the United States, during specified periods, 1952-53

Grade and staple length	Ginnings						Total Crop
	Prior to Sept. 1	September	October	November	After Nov. 30		
<u>Grade</u>	<u>Bales</u>	<u>Bales</u>	<u>Bales</u>	<u>Bales</u>	<u>Bales</u>	<u>Bales</u>	
1	-	925	14,313	10,586	645	26,469	
2	-	1,214	5,042	6,946	4,665	17,867	
3	-	559	2,735	3,479	10,539	17,362	
4	-	142	1,233	2,410	10,121	13,906	
5	-	16	319	1,125	7,425	8,885	
6	-	10	111	529	4,723	5,373	
7	-	8	42	261	2,217	2,528	
8	-	10	7	43	613	673	
9	-	-	-	27	263	290	
10	-	-	-	1	113	114	
All grades ^{1/}	-	2,884	23,802	25,407	41,374	93,467	
<u>Staple length (inches)</u>							
1-9/32 and shorter	-	-	-	-	185	185	
1-5/16 and 1-11/32	-	-	-	-	-	-	
1-3/8 and 1-13/32	-	6	7	17	2,012	2,042	
1-7/16 and 1-15/32	-	828	5,519	7,064	18,017	31,428	
1-1/2 and 1-17/32	-	2,023	18,185	18,324	21,149	59,681	
1-9/16 and longer	-	27	91	2	11	131	
All lengths ^{1/}	-	2,884	23,802	25,407	41,374	93,467	
<u>Grade</u>	<u>Percent</u>	<u>Percent</u>	<u>Percent</u>	<u>Percent</u>	<u>Percent</u>	<u>Percent</u>	
1	-	32.1	60.1	41.7	1.6	28.4	
2	-	42.1	21.2	27.3	11.3	19.1	
3	-	19.4	11.5	13.7	25.5	18.6	
4	-	4.9	5.2	9.5	24.5	14.9	
5	-	.6	1.3	4.4	17.9	9.5	
6	-	.3	.5	2.1	11.4	5.7	
7	-	.3	.2	1.0	5.4	2.7	
8	-	.3	*	.2	1.5	.7	
9	-	-	-	.1	.6	.3	
10	-	-	-	*	.3	.1	
All grades	-	100.0	100.0	100.0	100.0	100.0	
<u>Staple length (inches)</u>							
1-9/32 and shorter	-	-	-	-	0.4	0.2	
1-5/16 and 1-11/32	-	-	-	-	-	-	
1-3/8 and 1-13/32	-	0.2	*	0.1	4.9	2.2	
1-7/16 and 1-15/32	-	28.7	23.2	27.8	43.6	33.6	
1-1/2 and 1-17/32	-	70.2	76.4	72.1	51.1	63.9	
1-9/16 and longer	-	.9	.4	*	*	.1	
All lengths	-	100.0	100.0	100.0	100.0	100.0	

^{1/} As reported by the Bureau of the Census, running bales.

* Less than 0.05 percent.

Table 6. --- Staple length of upland cotton ginned in the United States, by States, crops of 1950-52

State	Year	13/16" or shorter 3/8"		7/8"		29/32"		15/16"		31/32"		1"		1-1/32"		1-1/16"		1-1/8"		1-1/4"		1-1/2"		1-3/4"		1-7/8"		1-15/16"		1-1/2"		1-1/2"		1-1/2"						
		Bales	Bales	Bales	Bales	Bales	Bales	Bales	Bales	Bales	Bales	Bales	Bales	Bales	Bales	Bales	Bales	Bales	Bales	Bales	Bales	Bales	Bales	Bales	Bales	Bales	Bales	Bales	Bales	Bales	Bales	Bales	Bales	Bales	Bales	Bales				
Alabama	1950	18	252	207	1,810	2,414	49,330	254,179	237,816	20,898	1,154	3,102	2,763	4,038	578,906																									
	1951	261	3,495	3,636	45,695	46,977	210,659	368,033	320,172	31,288	1,154	3,102	2,763	4,038	578,906																									
	1952	1,530	9,806	10,413	99,877	297,173	297,173	297,173	297,173	297,173	297,173	297,173	297,173	297,173	297,173	297,173	297,173	297,173	297,173	297,173	297,173	297,173	297,173	297,173	297,173	297,173	297,173	297,173	297,173	297,173	297,173	297,173	297,173	297,173	297,173	297,173	297,173	297,173	297,173	297,173
Arizona	1950	367	2,860	4,068	2,286	18,072	18,072	18,072	18,072	18,072	18,072	18,072	18,072	18,072	18,072	18,072	18,072	18,072	18,072	18,072	18,072	18,072	18,072	18,072	18,072	18,072	18,072	18,072	18,072	18,072	18,072	18,072	18,072	18,072	18,072	18,072	18,072	18,072	18,072	18,072
	1951	340	4,068	4,068	4,068	4,068	4,068	4,068	4,068	4,068	4,068	4,068	4,068	4,068	4,068	4,068	4,068	4,068	4,068	4,068	4,068	4,068	4,068	4,068	4,068	4,068	4,068	4,068	4,068	4,068	4,068	4,068	4,068	4,068	4,068	4,068	4,068	4,068	4,068	4,068
	1952	234	1,760	3	6,412	15,138	50,958	338,111	423,559	36,953	11,517	287	13	1	1	889,218																								
Arkansas	1950	470	2,706	1,849	11,768	13,275	186,881	331,513	459,318	115,812	7,291	877	151	1,771	1,078,023																									
	1951	1,100	7,139	5,189	21,075	128,163	427,270	538,015	891,287	186	5,269	659	212	1,386	1,386,953																									
	1952	1,853	10,047	7,016	26,850	32,681	269,786	531,197	443,143	42,440	2,153	295	29	23	1,303,606																									
California	1950	52	1,075	4	5,733	11,595	70,896	165,355	530,654	189,729	2,311	1	1	1	931,295																									
	1951	57	7,799	4	9,461	29,916	90,275	423,156	1,045,606	165,265	2,787	19	1	1	1,068,195																									
	1952	111	836	29	2,431	4,719	22,928	259,959	1,103,297	411,087	37,640	112	0	0	1,572,173																									
Florida	1950	-	-	5	11	263	2,663	4,701	902	37	0	0	0	0	8,087																									
	1951	-	83	87	570	753	3,685	8,866	3,911	175	6	0	0	0	18,236																									
	1952	125	231	231	1,448	1,792	5,993	6,025	12,840	40	2	4	18	18	37,495																									
Georgia	1950	584	1,577	368	2,252	6,305	70,646	242,123	355,190	10,039	437	150	120	156	189,966																									
	1951	2,779	2,418	2,418	20,589	313,091	361,770	106,295	11,226	1,290	139	10	10	10	921,716																									
	1952	1,680	5,617	9,624	44,033	126,816	303,076	179,054	20,767	617	19	-	-	-	732,100																									
Louisiana	1950	7	377	134	808	353	4,066	64,202	83,493	6,292	299	210	219	54	421,763																									
	1951	69	617	90	1,723	2,020	29,585	197,100	426,556	82,998	7,650	96	20	11	719,276																									
	1952	29	517	30	1,661	2,003	26,149	205,649	451,597	51,134	1,284	-	-	-	738,609																									
Mississippi	1950	8	239	394	1,486	1,486	17,407	178,106	629,457	391,565	65,225	11,591	2,278	4,469	1,205,103																									
	1951	38	448	762	6,304	13,399	33,399	386,838	781,691	265,373	6,690	6,690	1,115	1,086	1,581,571																									
	1952	117	2,273	2,775	19,489	29,719	84,528	689,770	853,531	342,176	15,139	1,226	139	139	1,591,584																									
Missouri	1950	9	1,225	359	31,647	16,452	33,058	11,845	111,657	25,085	69	89	32	75	264,599																									
	1951	-	1,957	1,666	26,807	11,780	20,527	85,421	133,914	1,422	152	47	75	75	321,641																									
	1952	-	432	882	1,732	1,126	21,951	120,981	230,518	35,023	933	20	103	103	396,137																									
New Mexico	1950	3,739	9,308	777	10,951	1,917	6,938	11,042	26,772	16,107	39,133	6,088	614	172,000																										
	1951	1,497	27,213	1,233	26,126	1,394	13,399	33,399	386,838	781,691	265,373	6,690	6,690	1,115	1,086	1,581,571																								
	1952	2,536	13,611	5,244	16,083	2,779	14,159	20,930	43,366	148,622	63,616	7,066	696	13	301,278																									
North Carolina	1950	-	7	283	1,450	2,895	47,173	307,466	172,474	21,714	4,598	2,108	107	206	191,993																									
	1951	-	269	641	6,639	25,736	129,818	345,465	68,532	1,489	1,300	591	150	78	560,176																									
	1952	-	269	641	6,639	25,736	129,818	345,465	68,532	1,489	1,300	591	150	78	560,176																									
Oklahoma	1950	5,216	54,775	45,768	53,310	36,533	29,676	8,460	4,661	1,626	269	-	-	-	239,600																									
	1951	60,219	150,913	74,393	103,517	30,672	21,121	5,997	2,076	1,35	113	-	-	-	560,176																									
	1952	64,472	88,497	35,853	41,435	15,008	8,801	2,408	1,923	4,661	75	-	-	-	593,770																									
South Carolina	1950	-	19	19	2,100	2,098	2,098	148,356	174,472	18,113	4,281	634	250	966	432,970																									
	1951	-	20	20	690	2,098	148,356	174,472	18,113	4,281	634	250	966	966	432,970																									
	1952	-	39	5,673	11,135	77,053	143,719	245,580	64,143	8,281	1,418	261	34	26	670,972																									
Tennessee	1950	697	5,222	5,001	18,145	9,020	49,529	94,165	205,627	15,422	948	58	236	222																										

Table 6. -- Staple length of upland cotton ginned in the United States, by States, crops of 1950-52 - Continued

State	Year	13/16 inches and shorter 1/4		7/8 inches		29/32 inches		15/16 inches		31/32 inches		1 inch		1-1/32 inches		1-1/16 inches		1-1/8 inches		1-3/16 inches		1-1/4 inches and longer		All staple lengths		
		Percent	Percent	Percent	Percent	Percent	Percent	Percent	Percent	Percent	Percent	Percent	Percent	Percent	Percent	Percent	Percent	Percent	Percent	Percent	Percent	Percent	Percent		Percent	
Alabama	1950	•	0.4	•	0.3	•	0.4	•	0.5	•	0.4	•	0.5	•	0.7	•	0.5	•	0.5	•	0.5	•	0.7	•	100.0	
	1951	•	0.4	•	3.1	•	5.0	•	23.0	•	23.0	•	28.1	•	3.4	•	3.4	•	5	•	1.1	•	•	•	100.0	
	1952	•	0.2	1.1	10.1	11.1	•	32.1	•	30.6	•	32.5	•	30.6	•	•	•	•	•	•	•	•	•	•	•	100.0
Arizona	1950	•	•	•	•	•	•	•	•	•	•	•	•	•	•	•	•	•	•	•	•	•	•	•	100.0	
	1951	•	•	•	•	•	•	•	•	•	•	•	•	•	•	•	•	•	•	•	•	•	•	•	•	100.0
	1952	•	•	•	•	•	•	•	•	•	•	•	•	•	•	•	•	•	•	•	•	•	•	•	•	100.0
Arkansas	1950	•	•	•	•	•	•	•	•	•	•	•	•	•	•	•	•	•	•	•	•	•	•	•	•	100.0
	1951	•	•	•	•	•	•	•	•	•	•	•	•	•	•	•	•	•	•	•	•	•	•	•	•	100.0
	1952	•	•	•	•	•	•	•	•	•	•	•	•	•	•	•	•	•	•	•	•	•	•	•	•	100.0
California	1950	•	•	•	•	•	•	•	•	•	•	•	•	•	•	•	•	•	•	•	•	•	•	•	•	100.0
	1951	•	•	•	•	•	•	•	•	•	•	•	•	•	•	•	•	•	•	•	•	•	•	•	•	100.0
	1952	•	•	•	•	•	•	•	•	•	•	•	•	•	•	•	•	•	•	•	•	•	•	•	•	100.0
Florida	1950	•	•	•	•	•	•	•	•	•	•	•	•	•	•	•	•	•	•	•	•	•	•	•	•	100.0
	1951	•	•	•	•	•	•	•	•	•	•	•	•	•	•	•	•	•	•	•	•	•	•	•	•	100.0
	1952	•	•	•	•	•	•	•	•	•	•	•	•	•	•	•	•	•	•	•	•	•	•	•	•	100.0
Georgia	1950	•	•	•	•	•	•	•	•	•	•	•	•	•	•	•	•	•	•	•	•	•	•	•	•	100.0
	1951	•	•	•	•	•	•	•	•	•	•	•	•	•	•	•	•	•	•	•	•	•	•	•	•	100.0
	1952	•	•	•	•	•	•	•	•	•	•	•	•	•	•	•	•	•	•	•	•	•	•	•	•	100.0
Louisiana	1950	•	•	•	•	•	•	•	•	•	•	•	•	•	•	•	•	•	•	•	•	•	•	•	•	100.0
	1951	•	•	•	•	•	•	•	•	•	•	•	•	•	•	•	•	•	•	•	•	•	•	•	•	100.0
	1952	•	•	•	•	•	•	•	•	•	•	•	•	•	•	•	•	•	•	•	•	•	•	•	•	100.0
Mississippi	1950	•	•	•	•	•	•	•	•	•	•	•	•	•	•	•	•	•	•	•	•	•	•	•	•	100.0
	1951	•	•	•	•	•	•	•	•	•	•	•	•	•	•	•	•	•	•	•	•	•	•	•	•	100.0
	1952	•	•	•	•	•	•	•	•	•	•	•	•	•	•	•	•	•	•	•	•	•	•	•	•	100.0
Missouri	1950	•	•	•	•	•	•	•	•	•	•	•	•	•	•	•	•	•	•	•	•	•	•	•	•	100.0
	1951	•	•	•	•	•	•	•	•	•	•	•	•	•	•	•	•	•	•	•	•	•	•	•	•	100.0
	1952	•	•	•	•	•	•	•	•	•	•	•	•	•	•	•	•	•	•	•	•	•	•	•	•	100.0
New Mexico	1950	•	•	•	•	•	•	•	•	•	•	•	•	•	•	•	•	•	•	•	•	•	•	•	•	100.0
	1951	•	•	•	•	•	•	•	•	•	•	•	•	•	•	•	•	•	•	•	•	•	•	•	•	100.0
	1952	•	•	•	•	•	•	•	•	•	•	•	•	•	•	•	•	•	•	•	•	•	•	•	•	100.0
North Carolina	1950	•	•	•	•	•	•	•	•	•	•	•	•	•	•	•	•	•	•	•	•	•	•	•	•	100.0
	1951	•	•	•	•	•	•	•	•	•	•	•	•	•	•	•	•	•	•	•	•	•	•	•	•	100.0
	1952	•	•	•	•	•	•	•	•	•	•	•	•	•	•	•	•	•	•	•	•	•	•	•	•	100.0
Oklahoma	1950	•	•	•	•	•	•	•	•	•	•	•	•	•	•	•	•	•	•	•	•	•	•	•	•	100.0
	1951	•	•	•	•	•	•	•	•	•	•	•	•	•	•	•	•	•	•	•	•	•	•	•	•	100.0
	1952	•	•	•	•	•	•	•	•	•	•	•	•	•	•	•	•	•	•	•	•	•	•	•	•	100.0
South Carolina	1950	•	•	•	•	•	•	•	•	•	•	•	•	•	•	•	•	•	•	•	•	•	•	•	•	100.0
	1951	•	•	•	•	•	•	•	•	•	•	•	•	•	•	•	•	•	•	•	•	•	•	•	•	100.0
	1952	•	•	•	•	•	•	•	•	•	•	•	•	•	•	•	•	•	•	•	•	•	•	•	•	100.0
Tennessee	1950	•	•	•	•	•	•	•	•	•	•	•	•	•	•	•	•	•	•	•	•	•	•	•	•	100.0
	1951	•	•	•	•	•	•	•	•	•	•	•	•	•	•	•	•	•	•	•	•	•	•	•	•	100.0
	1952	•	•	•	•	•	•	•	•	•	•	•	•	•	•	•	•	•	•	•	•	•	•	•	•	100.0
Texas	1950	•	•	•	•	•	•	•	•	•	•	•	•	•	•	•	•	•	•	•	•	•	•	•	•	100.0
	1951	•	•	•	•	•	•	•	•	•	•	•	•	•	•	•	•	•	•	•	•	•	•	•	•	100.0
	1952	•	•	•	•	•	•	•	•	•	•	•	•	•	•	•	•	•	•	•	•	•	•	•	•	100.0
Virginia	1950	•	•	•	•	•	•	•	•	•	•	•	•	•	•	•	•	•	•	•	•	•	•	•	•	100.0
	1951	•	•	•	•	•	•	•	•	•	•	•	•	•	•	•	•	•	•	•	•	•	•	•	•	100.0
	1952	•	•	•	•	•	•	•	•	•	•	•	•	•	•	•	•	•	•	•	•	•	•	•	•	100.0
All other 1/2	1950	•	•	•	•	•	•	•	•	•	•	•	•	•	•	•	•	•	•	•	•	•	•	•	•	100.0
	1951	•	•	•	•	•	•	•	•	•	•	•	•	•	•	•	•	•	•	•	•	•	•	•	•	100.0
	1952	•	•	•	•	•	•	•	•	•	•	•	•	•	•	•	•	•	•	•	•	•	•	•	•	100.0
All States	1950	1.8	6.5	1.4	6.2	1.9	9.2	21.3	32.4	10.3	1.6	•	•	•	•	•	•	•	•	•	•	•	•	•	•	100.0
	1951	1.9	7.0	6.0	7.3	3.5	9.6	25.5	30.1	6.2	1.1	•	•	•	•	•	•	•	•	•	•	•	•	•	•	100.0
	1952	3.4	7.5	5.7	6.1	5.5	12.1	23.5	28.6	5.9	1.1	•	•	•	•	•	•	•	•	•	•	•	•	•	•	100.0

1/ Includes all bales for which no specific length is assigned because of character defects.

2/ As reported by the Bureau of the Census, running bales, lintlers excluded.

3/ Includes Illinois and Kentucky.

• Less than 0.05 percent.

Table 7. --Grade index and average staple length of upland cotton ginned in the United States, by States, crops of 1947-52

State	Grade index 1/						Average staple length 2/					
	1947	1948	1949	1950	1951	1952	1947	1948	1949	1950	1951	1952
	Index	Index	Index	Index	Index	Index	32d inches	32d inches	32d inches	32d inches	32d inches	32d inches
Alabama	98.7	95.4	95.7	95.9	96.2	97.2	32.1	32.2	33.2	33.5	32.9	32.1
Arizona	93.9	97.9	95.9	99.6	97.9	95.3	32.2	32.9	32.9	33.3	33.3	33.5
Arkansas	96.3	93.4	91.4	92.7	93.2	96.9	32.3	33.1	33.2	33.5	33.4	33.0
California	101.2	99.0	96.5	93.3	93.1	92.3	33.7	33.4	34.0	33.8	33.7	34.1
Florida	96.1	95.4	93.2	97.2	96.5	96.1	32.5	33.0	33.3	33.8	32.8	32.1
Georgia	96.3	95.3	94.0	96.0	95.6	95.9	32.3	32.5	32.8	33.2	32.5	31.9
Louisiana	98.7	98.3	95.3	97.4	95.2	99.0	33.1	33.5	33.8	34.0	33.8	33.7
Mississippi	98.6	95.4	96.0	95.1	96.9	99.2	33.3	34.0	34.3	34.3	33.8	33.5
Missouri	93.1	90.8	91.4	89.4	90.3	95.2	33.3	33.6	33.6	33.0	33.4	33.7
New Mexico	98.9	100.0	95.1	97.5	95.1	98.5	34.2	35.0	34.0	34.2	33.3	34.5
North Carolina	89.3	92.4	92.0	94.2	93.7	93.0	32.3	33.1	33.0	33.0	33.3	32.8
Oklahoma	93.9	95.4	93.1	93.3	91.2	96.1	28.7	29.1	29.5	29.9	28.8	28.4
South Carolina	94.5	93.5	92.1	93.7	94.4	93.8	32.9	33.1	32.7	33.3	33.0	31.9
Tennessee	96.7	94.7	94.8	93.6	94.3	96.8	32.7	32.5	33.3	33.2	33.3	33.3
Texas	97.0	97.6	93.8	95.0	93.1	95.1	29.5	29.8	30.0	30.5	30.2	29.7
Virginia	91.1	92.4	91.1	92.2	92.9	91.4	32.7	33.4	33.2	32.7	33.7	33.2
All other 3/	91.3	88.8	91.8	88.6	88.7	97.3	32.6	33.3	33.5	33.0	33.3	33.8
United States	96.9	95.7	94.2	94.7	94.0	95.8	31.7	32.4	32.0	32.6	32.4	32.3

1/ Computed by weighting the quantity in each grade by the 1937-39 average price per pound for such grade of 15/16 inch staple. Converted to an index with Middling White equaling 100.

2/ Averages calculated on numerical equivalents of the staple-length designations (for example, 29/32" = 29).

3/ Includes Illinois and Kentucky.

Table 8. --Preparation of upland cotton ginned in the United States, during specified periods, by States, 1952-53

Ginning period	Shorter than 1-1/8 inches				1-1/8 inches and longer				All lengths			
	Normal	Rough	GIN cut	Total	B	C	GIN cut	Total	Normal and B	Rough and C	GIN cut	Total
	Sales	Sales	Sales	Sales	Sales	Sales	Sales	Sales	Sales	Sales	Sales	Sales
	ALABAMA											
Prior to Sept. 1 ..	100,052	853	-	100,905	10	-	-	10	100,062	853	-	100,915
During September ..	401,679	6,524	10	408,213	331	-	-	331	408,010	6,524	10	408,544
During October ..	305,746	1,890	-	307,636	762	-	-	762	306,508	1,890	-	308,398
During November ..	55,216	587	-	55,803	23	-	-	23	55,219	587	-	55,806
After Nov. 30 ..	10,265	157	-	10,422	20	-	-	20	10,285	157	-	10,442
All periods ..	885,958	10,011	10	895,979	1,116	-	-	1,116	887,104	10,011	10	897,125
	ARIZONA											
Prior to Sept. 1 ..	10,776	287	-	11,063	18	-	-	18	10,824	287	-	11,111
During September ..	75,306	896	-	76,202	1,313	29	-	1,342	76,619	925	-	77,544
During October ..	218,136	2,070	-	220,206	7,700	16	-	7,716	226,136	2,116	-	228,252
During November ..	201,325	4,115	1	205,441	7,470	71	-	7,541	208,795	4,186	1	212,982
After Nov. 30 ..	356,627	1,391	2	358,020	1,309	-	-	1,309	357,936	1,391	2	359,329
All periods ..	862,170	8,759	3	871,232	17,860	116	-	17,986	880,310	8,905	3	889,218
	ARKANSAS											
Prior to Sept. 1 ..	9,252	112	3	9,367	34	-	-	34	9,286	112	3	9,401
During September ..	497,563	5,260	-	502,823	1,408	14	-	1,422	498,971	5,304	-	504,275
During October ..	565,932	2,069	-	568,001	571	9	-	580	566,503	2,078	-	568,581
During November ..	176,776	123	-	177,199	387	15	-	402	177,163	138	-	177,601
After Nov. 30 ..	83,100	223	-	83,323	86	39	-	125	83,186	262	-	83,748
All periods ..	1,332,923	8,087	3	1,341,013	2,486	107	-	2,593	1,335,409	8,194	3	1,343,606
	CALIFORNIA											
Prior to Sept. 1 ..	5,788	123	-	5,911	-	-	-	-	5,788	123	-	5,911
During September ..	77,257	1,198	3	78,458	266	1	-	267	77,503	1,199	3	78,705
During October ..	677,176	1,529	8	678,713	5,373	31	-	5,404	682,869	1,580	8	684,457
During November ..	658,285	1,321	15	659,621	10,186	17	-	10,203	664,471	1,338	15	665,824
After Nov. 30 ..	380,011	1,337	9	381,350	1,899	7	-	1,906	381,713	1,344	9	383,266
All periods ..	1,798,820	5,508	35	1,804,363	17,704	56	-	17,760	1,816,324	5,564	35	1,822,123
	FLORIDA											
Prior to Sept. 1 ..	8,511	79	-	8,600	3	-	-	3	8,514	79	-	8,623
During September ..	5,855	152	-	6,007	9	-	-	9	5,864	152	-	6,016
During October ..	1,697	-	-	1,697	12	-	-	12	1,709	-	-	1,709
During November ..	753	12	-	765	-	-	-	-	753	12	-	765
After Nov. 30 ..	304	8	-	312	-	-	-	-	304	8	-	312
All periods ..	17,150	251	-	17,401	24	-	-	24	17,174	251	-	17,425
	GEORGIA											
Prior to Sept. 1 ..	142,973	3,998	11	146,982	10	-	-	10	142,983	3,998	11	146,992
During September ..	297,554	12,354	-	309,908	-	-	-	-	297,554	12,354	-	309,908
During October ..	197,168	7,119	-	204,287	9	-	-	9	197,177	7,119	-	204,296
During November ..	55,525	117	-	55,642	-	-	-	-	55,525	117	-	55,642
After Nov. 30 ..	13,782	180	-	13,962	-	-	-	-	13,782	180	-	13,962
All periods ..	708,002	24,668	11	732,681	19	-	-	19	708,021	24,668	11	732,691
	ILLINOIS											
Prior to Sept. 1 ..	-	-	-	-	-	-	-	-	-	-	-	-
During September ..	113	-	-	113	-	-	-	-	113	-	-	113
During October ..	419	-	-	419	-	-	-	-	419	-	-	419
During November ..	232	-	-	232	-	-	-	-	232	-	-	232
After Nov. 30 ..	87	-	-	87	-	-	-	-	87	-	-	87
All periods ..	851	-	-	851	-	-	-	-	851	-	-	851
	KENTUCKY											
Prior to Sept. 1 ..	-	-	-	-	-	-	-	-	-	-	-	-
During September ..	1,537	225	-	1,762	3	-	-	3	1,510	225	-	1,765
During October ..	2,072	67	-	2,139	-	-	-	-	2,072	67	-	2,139
During November ..	786	26	-	812	-	-	-	-	786	26	-	812
After Nov. 30 ..	345	-	-	345	-	-	-	-	345	-	-	345
All periods ..	4,740	318	-	5,058	3	-	-	3	4,743	318	-	5,061
	LOUISIANA											
Prior to Sept. 1 ..	102,826	8,779	-	111,605	10	13	-	23	102,866	8,792	-	111,658
During September ..	349,239	2,744	-	351,983	918	28	-	946	350,157	2,772	-	352,929
During October ..	212,200	65	-	212,265	272	-	-	272	212,472	65	-	212,537
During November ..	47,052	42	-	47,094	60	-	-	60	47,112	42	-	47,154
After Nov. 30 ..	14,303	9	-	14,312	12	-	-	12	14,315	9	-	14,324
All periods ..	725,620	11,639	-	737,259	1,302	41	-	1,343	726,922	11,680	-	738,602
	MISSISSIPPI											
Prior to Sept. 1 ..	198,719	1,822	-	200,541	2,690	22	-	2,712	201,409	1,844	-	203,253
During September ..	864,018	4,089	24	868,131	11,680	74	-	11,754	875,698	4,163	24	879,885
During October ..	592,602	512	-	593,114	1,510	-	-	1,510	594,142	512	-	594,654
During November ..	148,170	198	-	148,368	987	-	-	987	149,157	198	-	149,355
After Nov. 30 ..	32,195	12	-	32,207	10	-	-	10	32,205	12	-	32,217
All periods ..	1,835,704	6,633	24	1,842,361	16,907	96	-	17,003	1,857,611	6,729	24	1,859,364
	MISSOURI											
Prior to Sept. 1 ..	-	-	-	-	-	-	-	-	-	-	-	-
During September ..	132,741	57	-	132,798	253	-	-	253	132,994	57	-	133,051
During October ..	179,108	106	-	179,214	1,305	9	-	1,314	180,793	115	-	180,908
During November ..	56,923	21	-	56,944	245	-	-	245	57,164	21	-	57,185
After Nov. 30 ..	22,989	-	-	22,989	-	-	-	-	22,989	-	-	22,989
All periods ..	392,061	184	-	392,245	1,803	9	-	1,812	393,944	193	-	394,137

1/ See footnote at end of table.

Table 9. -- Tenderability of upland cotton ginned, by States, 1952-53

State	Tenderable ^{1/}		Untenderable		Total crop ^{2/}	
	Bales	Pct.	Bales	Pct.	Bales	Pct.
Alabama	841,817	93.8	55,308	6.2	897,125	100.0
Arizona	399,129	44.9	490,089	55.1	889,218	100.0
Arkansas	1,198,243	89.2	145,363	10.8	1,343,606	100.0
California	575,198	31.6	1,246,925	68.4	1,822,123	100.0
Florida	16,220	93.1	1,205	6.9	17,425	100.0
Georgia	681,503	93.1	50,597	6.9	732,100	100.0
Illinois	509	59.8	342	40.2	851	100.0
Kentucky	4,223	83.4	838	16.6	5,061	100.0
Louisiana	704,372	95.4	34,230	4.6	738,602	100.0
Mississippi	1,808,526	97.3	50,838	2.7	1,859,364	100.0
Missouri	316,559	80.3	77,578	19.7	394,137	100.0
New Mexico	204,457	67.9	96,821	32.1	301,278	100.0
North Carolina	547,046	93.7	36,724	6.3	583,770	100.0
Oklahoma	143,410	55.3	115,832	44.7	259,242	100.0
South Carolina	641,355	95.6	29,617	4.4	670,972	100.0
Tennessee	558,044	89.8	63,075	10.2	621,119	100.0
Texas	2,323,749	62.8	1,378,193	37.2	3,701,942	100.0
Virginia	18,063	89.3	2,167	10.7	20,230	100.0
All States	10,982,423	73.9	3,875,742	26.1	14,858,165	100.0

^{1/} Tenderable in settlement of futures contracts.

^{2/} As reported by the Bureau of the Census, running bales, linters excluded.

Table 10. -- Tenderability of upland cotton ginned in the United States, 1935-52

Year	Tenderable ^{1/}		Untenderable		Total crop ^{2/}	
	Bales	Pct.	Bales	Pct.	Bales	Pct.
1935	8,333,900	80.1	2,068,800	19.9	10,402,700	100.0
1936	10,539,700	86.9	1,584,100	13.1	12,123,800	100.0
1937	15,050,900	82.5	3,186,200	17.5	18,237,100	100.0
1938	10,896,918	94.0	701,500	6.0	11,598,418	100.0
1939	10,565,313	92.3	886,969	7.7	11,452,282	100.0
1940	9,988,632	81.5	2,272,072	18.5	12,260,704	100.0
1941	8,064,816	77.3	2,368,640	22.7	10,433,456	100.0
1942	9,681,879	78.3	2,681,428	21.7	12,363,307	100.0
1943	8,933,451	80.7	2,135,082	19.3	11,068,533	100.0
1944	8,845,658	74.8	2,985,084	25.2	11,830,742	100.0
1945	6,256,298	71.0	2,553,087	29.0	8,809,385	100.0
1946	6,527,039	76.7	1,987,803	23.3	8,514,842	100.0
1947	9,197,031	79.6	2,358,849	20.4	11,555,880	100.0
1948	11,719,213	80.4	2,857,601	19.6	14,576,814	100.0
1949	11,791,158	74.1	4,113,544	25.9	15,904,702	100.0
1950	7,234,459	73.5	2,611,224	26.5	9,845,683	100.0
1951	10,793,023	71.8	4,232,480	28.2	15,025,503	100.0
1952	10,982,423	73.9	3,875,742	26.1	14,858,165	100.0

^{1/} Tenderable in settlement of futures contracts.

^{2/} As reported by the Bureau of the Census, running bales, linters excluded; numbers of bales for 1935-37 are rounded figures.

Table 12. -- Grade and staple length of upland cotton ginned in Arizona, 1952-53

Grade	13/16 inch and shorter		7/8 inch		29/32 inch		15/16 inch		31/32 inch		1 inch		1-1/32 inch		1-1/16 inch		1-1/8 inch		1-5/32 inch		1-3/16 inch		1-7/32 inch		1-1/4 inch and longer		All lengths	
	Bales	Percent	Bales	Percent	Bales	Percent	Bales	Percent	Bales	Percent	Bales	Percent	Bales	Percent	Bales	Percent	Bales	Percent	Bales	Percent	Bales	Percent	Bales	Percent	Bales	Percent	Bales	Percent
Extra White:																												
3-G.M.	1		31	2	8		25		114		175		1,023		220		79		24		105		5		1,461		0.2	
4-S.M.	3		31		21		62		15,093		878		59,281		12,265		4,239		2,552		97		2		63,782		10.5	
5-M.			12		34		65		89,633		1,870		193,123		16,968		3,838		2,052		49		6		306,708		34.5	
6-S.L.M.			7		120		633		110,168		14,465		124,277		4,579		2,850		1,468		6				246,078		27.7	
7-L.M.			53		504		2,331		54,215		7,648		15,590		562		370		93		2				86,051		9.7	
8-S.O.O.			62		637		1,544		3,269		1,396		479		4		11		2						15,045		1.7	
9-O.O.								256		33															3,732		.4	
Total	4		196	2	1,124		4,660		264,333		394,496		384,496		34,666		11,397		6,191		257		13		752,957		84.7	
Spotted:																												
3-G.M.			1		31		110		669		31		1,588		22		3								2,313		.3	
4-S.M.			7		254		902		18,895		1,019		16,041		153		51		3						36,304		4.1	
5-M.			96		1,049		3,651		6,192		6,192		9,286		63		19		1						49,953		5.6	
6-S.L.M.			66		1,595		3,714		9,303		1,261		1,261		22		11		2						25,988		2.9	
7-L.M.								678		3,174					6										9,615		1.1	
Total	68		426		2,919		8,377		21,007		62,134		26,882		266		88		6						124,173		14.0	
Tinged:																												
3-G.M.					15		38		6																10			
4-S.M.			14		451		613		104		104		1												294			
5-M.			38		802		657		259		24														2,400			
6-S.L.M.			59		375		108		44		44														2,169			
7-L.M.								3																	1,004			
Total	111		700	1	1,643		1,416		1,572		426		1												5,870		.6	
Gray:																												
3-G.M.					2				25		25		63		13		37		1						371			
4-S.M.					3		61		1,397		677		80		2		3		1						2,224			
5-M.					36		153		846		846		19		1		1								1,524			
6-S.L.M.																												
Total	2		5		41		214		1,548		2,088		162		16		41		2						4,119		.5	
Below Grade																												
	49		413		685		669		296		65		18		3		1								2,199		.2	
All grades	234		1,740	3	6,412		15,336		50,856		338,441		423,559		34,951		11,517		6,199		257		13		1,889,218		100.0	
All grades					0.2		0.7		1.7		5.7		47.6		3.9		1.3		0.7		*		*			100.0		

1/ As reported by the Bureau of the Census, running bales, linters excluded.
 * Less than 0.05 percent.
 Percentage rough preparation..... 1.0
 Grade Index..... 95.3
 Average staple length..... 33.5

Table 15. -- Grade and staple length of upland cotton ginned in Florida, 1952-53

Grade	11 7/16 inch		7/8 inch		29/32 inch		15/16 inch		31/32 inch		1 inch		1-1/32 inch		1-1/16 inch		1-1/8 inch		1-5/32 inch		1-7/32 inch		1-1/4 inch		All lengths		
	Bales	Percent	Bales	Percent	Bales	Percent	Bales	Percent	Bales	Percent	Bales	Percent	Bales	Percent	Bales	Percent	Bales	Percent	Bales	Percent	Bales	Percent	Bales	Percent	Bales	Percent	
Whites:																											
1-8-7.....	-	-	-	-	-	-	-	-	-	-	-	-	-	-	-	-	-	-	-	-	-	-	-	-	-	-	-
2-8-0-8.....	-	-	-	-	-	-	-	-	-	-	-	-	-	-	-	-	-	-	-	-	-	-	-	-	-	-	-
3-0-8.....	-	-	-	-	-	-	-	-	-	-	-	-	-	-	-	-	-	-	-	-	-	-	-	-	-	-	-
4-8-8.....	-	-	-	-	-	-	-	-	-	-	-	-	-	-	-	-	-	-	-	-	-	-	-	-	-	-	-
5-8-8.....	10	36	19	379	3	32	24	5	661	34	2	2	2	661	34	2	2	2	661	34	2	2	2	661	34	2	2
6-8-1-8.....	72	261	131	789	1,039	2,556	2,118	480	3	3	3	3	3	3	3	3	3	3	3	3	3	3	3	3	3	3	3
7-4-8.....	13	41	23	87	98	277	267	105	3	3	3	3	3	3	3	3	3	3	3	3	3	3	3	3	3	3	3
8-8-0-0.....	-	-	-	-	-	-	-	-	-	-	-	-	-	-	-	-	-	-	-	-	-	-	-	-	-	-	-
9-0-0.....	-	-	-	-	-	-	-	-	-	-	-	-	-	-	-	-	-	-	-	-	-	-	-	-	-	-	-
Total.....	95	348	174	1,280	1,600	5,523	5,675	1,254	37	2	2	2	2	2	2	2	2	2	2	2	2	2	2	2	2	2	2
Spotted:																											
3-0-8.....	-	-	-	-	-	-	-	-	-	-	-	-	-	-	-	-	-	-	-	-	-	-	-	-	-	-	-
4-8-8.....	9	25	15	58	79	190	189	31	3	3	3	3	3	3	3	3	3	3	3	3	3	3	3	3	3	3	3
5-8-8.....	-	-	-	-	-	-	-	-	-	-	-	-	-	-	-	-	-	-	-	-	-	-	-	-	-	-	-
6-8-1-8.....	-	-	-	-	-	-	-	-	-	-	-	-	-	-	-	-	-	-	-	-	-	-	-	-	-	-	-
7-4-8.....	-	-	-	-	-	-	-	-	-	-	-	-	-	-	-	-	-	-	-	-	-	-	-	-	-	-	-
Total.....	9	67	52	156	178	462	348	56	3	3	3	3	3	3	3	3	3	3	3	3	3	3	3	3	3	3	3
Gray:																											
3-0-8.....	3	13	5	4	10	1	2	-	-	-	-	-	-	-	-	-	-	-	-	-	-	-	-	-	-	-	-
4-8-8.....	7	9	-	-	4	7	-	-	-	-	-	-	-	-	-	-	-	-	-	-	-	-	-	-	-	-	-
5-8-8.....	11	9	-	-	4	8	-	-	-	-	-	-	-	-	-	-	-	-	-	-	-	-	-	-	-	-	-
6-8-1-8.....	-	-	-	-	-	-	-	-	-	-	-	-	-	-	-	-	-	-	-	-	-	-	-	-	-	-	-
Total.....	21	22	5	12	14	8	2	-	-	-	-	-	-	-	-	-	-	-	-	-	-	-	-	-	-	-	-
All grades.....	175	437	231	1,448	1,792	5,993	6,025	1,310	10	2	2	2	2	2	2	2	2	2	2	2	2	2	2	2	2	2	2
All grades.....	0.7	2.5	1.3	8.2	10.3	34.4	34.6	7.5	0.2	*	*	*	*	*	*	*	*	*	*	*	*	*	*	*	*	*	*

1/4 as reported by the Bureau of the Census, running bales, lintars excluded.
 * Less than 0.05 percent.
 Percentage rough preparation..... 1.4
 Grade index..... 96.1
 Average staple length..... 32.1

Table 17. --- Grade and staple length of upland cotton ginned in Illinois, 1952-53

Grade	13/16 inch and shorter		7/8		29/32		15/16		31/32		1		1-1/32		1-1/16		1-3/32		1-1/8		1-5/32		1-3/16		1-7/32		1-1/4		All lengths						
	Bales	Percent	Bales	Percent	Bales	Percent	Bales	Percent	Bales	Percent	Bales	Percent	Bales	Percent	Bales	Percent	Bales	Percent	Bales	Percent	Bales	Percent	Bales	Percent	Bales	Percent	Bales	Percent	Bales	Percent					
Whites:																																			
1-M.F.	-		-		-		-		-		-		-		-		-		-		-		-		-		-		-		-				
2-S.O.M.	-		-		-		-		-		-		-		-		-		-		-		-		-		-		-		-				
3-O.M.	-		-		-		-		-		-		-		-		-		-		-		-		-		-		-		-				
4-S.M.	-		-		-		-		-		-		-		-		-		-		-		-		-		-		-		-				
5-M.	-		-		-		-		-		-		-		-		-		-		-		-		-		-		-		-				
6-S.L.M.	-		-		-		-		-		-		-		-		-		-		-		-		-		-		-		-				
7-L.M.	-		-		-		-		-		-		-		-		-		-		-		-		-		-		-		-				
8-S.O.	-		-		-		-		-		-		-		-		-		-		-		-		-		-		-		-				
9-O.O.	-		-		-		-		-		-		-		-		-		-		-		-		-		-		-		-				
Total	-		-		-		-		-		-		-		-		-		-		-		-		-		-		-		-				
Spotted:																																			
3-O.M.	-		-		-		-		-		-		-		-		-		-		-		-		-		-		-		-		-		
4-S.M.	-		-		-		-		-		-		-		-		-		-		-		-		-		-		-		-		-		
5-M.	-		-		-		-		-		-		-		-		-		-		-		-		-		-		-		-		-		
6-S.L.M.	-		-		-		-		-		-		-		-		-		-		-		-		-		-		-		-		-		
7-L.M.	-		-		-		-		-		-		-		-		-		-		-		-		-		-		-		-		-		
Total	-		-		-		-		-		-		-		-		-		-		-		-		-		-		-		-		-		
All grades																																			
All grades																																			

1/ As reported by the Bureau of the Census, running bales, linters excluded.
 * Less than 0.05 percent.

Percentage rough preparation
 Grade index 93.1
 Average staple length 33.6

Table 10. -- Grade and staple length of upland cotton ginned in Louisiana, 1952-53

Grade	11/16 inch and shorter		7/8 inch		29/32 inch		15/16 inch		31/32 inch		1 inch		1-1/32 inch		1-1/16 inch		1-1/8 inch		1-1/4 inch		1-1/2 inch		1-7/16 inch and longer		All lengths			
	Bales	Percent	Bales	Percent	Bales	Percent	Bales	Percent	Bales	Percent	Bales	Percent	Bales	Percent	Bales	Percent	Bales	Percent	Bales	Percent	Bales	Percent	Bales	Percent	Bales	Percent		
White:																												
1-S.F.	-	-	-	-	-	-	-	-	-	-	-	-	-	-	-	-	-	-	-	-	-	-	-	-	-	-	-	
2-S.G.M.	-	-	-	-	-	-	-	-	-	-	-	-	-	-	-	-	-	-	-	-	-	-	-	-	-	-	-	
3-O.M.	-	-	-	-	-	-	-	-	-	-	-	-	-	-	-	-	-	-	-	-	-	-	-	-	-	-	-	
4-S.M.	21	107	210	3,381	72	1,662	11,060	4,516	-	-	-	-	-	-	-	-	-	-	-	-	-	-	-	-	17,629	2-4		
5-M.	8	284	868	11,512	22	32,089	106,079	21,562	-	-	-	-	-	-	-	-	-	-	-	-	-	-	-	-	163,989	22-2		
6-S.L.M.	-	-	-	-	56	826	95,364	19,745	900	6,891	51,290	87,292	4,661	128	9	-	-	-	-	-	-	-	-	-	357,055	48-3		
7-L.M.	-	-	-	-	9	60	7,264	9,315	29	696	377	100	17	-	-	-	-	-	-	-	-	-	-	-	153,075	20-7		
8-S.O.G.	-	-	-	-	-	-	-	-	-	-	-	-	-	-	-	-	-	-	-	-	-	-	-	-	-	18,036	2-4	
9-G.O.	-	-	-	-	-	-	-	-	13	56	100	17	-	-	-	-	-	-	-	-	-	-	-	-	-	873	1-1	
Total.....	29	108	82	1,632	2,042	22,687	188,746	442,850	50,996	1,262	59	-	-	-	-	-	-	-	-	-	-	-	-	-	710,813	96-1		
Spotted:																												
3-G.M.	-	-	-	-	-	-	-	-	-	-	-	-	-	-	-	-	-	-	-	-	-	-	-	-	-	-	-	
4-S.M.	-	-	-	-	-	-	-	-	-	-	-	-	-	-	-	-	-	-	-	-	-	-	-	-	-	-	-	
5-M.	-	-	-	-	-	-	-	-	-	-	-	-	-	-	-	-	-	-	-	-	-	-	-	-	-	-	-	
6-S.L.M.	-	-	-	-	-	-	-	-	-	-	-	-	-	-	-	-	-	-	-	-	-	-	-	-	-	-	-	
7-L.M.	-	-	-	-	-	-	-	-	-	-	-	-	-	-	-	-	-	-	-	-	-	-	-	-	-	-	-	
Total.....	19	-	5	32	1,660	16,411	8,260	180	22	-	-	-	-	-	-	-	-	-	-	-	-	-	-	-	-	26,589	3-5	
Gray:																												
3-G.M.	-	-	-	-	-	-	-	-	-	-	-	-	-	-	-	-	-	-	-	-	-	-	-	-	-	-	-	
4-S.M.	-	-	-	-	-	-	-	-	-	-	-	-	-	-	-	-	-	-	-	-	-	-	-	-	-	-	-	
5-M.	-	-	-	-	-	-	-	-	-	-	-	-	-	-	-	-	-	-	-	-	-	-	-	-	-	-	-	
6-S.L.M.	-	-	-	-	-	-	-	-	-	-	-	-	-	-	-	-	-	-	-	-	-	-	-	-	-	-	-	
Total.....	-	-	8	24	9	133	409	487	8	-	-	-	-	-	-	-	-	-	-	-	-	-	-	-	-	1,078	1-1	
Below Grade.....	-	-	-	-	-	-	-	-	-	-	-	-	-	-	-	-	-	-	-	-	-	-	-	-	-	-	92	*
All grades.....	29	517	90	1,661	2,083	24,449	205,649	451,597	51,184	1,284	59	-	-	-	-	-	-	-	-	-	-	-	-	-	718,602	100-0		
All grades.....	*	0.1	*	0.2	0.3	3.3	27.8	61.1	6.9	0.2	*	-	-	-	-	-	-	-	-	-	-	-	-	-	-	100.0		

1/ As reported by the Bureau of the Census, running bales, linters excluded.
 * Less than 0.05 percent.
 Percentage rough preparation..... 1.6
 Grade index..... 99.0
 Average staple length..... 33.7

Table 20. -- Grade and staple length of unland cotton ginned in Mississippi, 1952-53

Grade	13/16 inch: and shorter		7/8		29/32		15/16		31/32		1		1-1/32		1-1/16		1-1/8		1-5/32		1-3/16		1-7/32		1-1/4		All lengths																																																																																																																																																																																																																																																																																																																																																																																																																																																																																																																																																																																																																																																																																																																																																																																																																																																																																																																																																																																																																																																																																						
	Bales	Percent	Bales	Percent	Bales	Percent	Bales	Percent	Bales	Percent	Bales	Percent	Bales	Percent	Bales	Percent	Bales	Percent	Bales	Percent	Bales	Percent	Bales	Percent	Bales	Percent	Bales	Percent																																																																																																																																																																																																																																																																																																																																																																																																																																																																																																																																																																																																																																																																																																																																																																																																																																																																																																																																																																																																																																																																																					
Whites																														1-4-F	-	-	-	-	-	-	-	-	-	-	-	-	-	-	-	-	-	-	-	-	-	-	-	-	-	-	-	-	-	2-8-0-M	-	-	-	-	-	-	-	-	-	-	-	-	-	-	-	-	-	-	-	-	-	-	-	-	-	-	-	-	-	3-0-M	-	-	-	-	-	-	-	-	-	-	-	-	-	-	-	-	-	-	-	-	-	-	-	-	-	-	-	-	-	4-8-M	21	58	23	311	3,605	1,264	1,264	10,893	19,167	5,531	250	603	35	22	11	22	11	11	11	11	11	11	11	11	11	11	11	11	11	5-8-M	13	577	127	4,137	11,134	22,079	117,989	214,296	420,915	62,779	6,187	82	125	79	939,698	50.5	353,301	19.0	46,831	2.6	4,709	.3	630	.0	37,873	2.0	423,179	22.8	939,698	50.5	6-8-L-M	12	1,112	579	30,889	109,257	186,650	1,595	34	12	24	12	12	12	12	12	12	12	12	12	12	12	12	12	12	12	12	12	12	12	7-4-L-M	-	-	-	-	-	-	-	-	-	-	-	-	-	-	-	-	-	-	-	-	-	-	-	-	-	-	-	-	-	-	8-8-0-O	-	-	-	-	-	-	-	-	-	-	-	-	-	-	-	-	-	-	-	-	-	-	-	-	-	-	-	-	-	-	9-0-0	-	-	-	-	-	-	-	-	-	-	-	-	-	-	-	-	-	-	-	-	-	-	-	-	-	-	-	-	-	-	Total	106	2,462	2,698	19,265	110,283	630,124	888,267	1,38,645	15,197	3,211	119	159	130	1,808,221	97.2															Spotted																															3-0-M	-	-	-	-	-	-	-	-	-	-	-	-	-	-	-	-	-	-	-	-	-	-	-	-	-	-	-	-	-	-	4-8-M	11	12	66	11	59	77	120	291	72	15	84	56	15	15	15	15	15	15	15	15	15	15	15	15	15	15	15	15	15	5-8-M	-	-	-	-	-	-	-	-	-	-	-	-	-	-	-	-	-	-	-	-	-	-	-	-	-	-	-	-	-	-	6-8-L-M	-	-	-	-	-	-	-	-	-	-	-	-	-	-	-	-	-	-	-	-	-	-	-	-	-	-	-	-	-	-	7-4-L-M	-	-	-	-	-	-	-	-	-	-	-	-	-	-	-	-	-	-	-	-	-	-	-	-	-	-	-	-	-	-	Total	11	86	77	177	1,684	13,195	22,930	3,393	112	15	15	15	15	15	15	15	15	15	15	15	15	15	15	15	15	15	15	15	15	Tinged																															3-0-M	-	-	-	-	-	-	-	-	-	-	-	-	-	-	-	-	-	-	-	-	-	-	-	-	-	-	-	-	-	-	4-8-M	-	-	-	-	-	-	-	-	-	-	-	-	-	-	-	-	-	-	-	-	-	-	-	-	-	-	-	-	-	-	5-8-M	-	-	-	-	-	-	-	-	-	-	-	-	-	-	-	-	-	-	-	-	-	-	-	-	-	-	-	-	-	-	6-8-L-M	-	-	-	-	-	-	-	-	-	-	-	-	-	-	-	-	-	-	-	-	-	-	-	-	-	-	-	-	-	-	7-4-L-M	-	-	-	-	-	-	-	-	-	-	-	-	-	-	-	-	-	-	-	-	-	-	-	-	-	-	-	-	-	-	Total	-	-	-	-	-	-	-	-	-	-	-	-	-	-	-	-	-	-	-	-	-	-	-	-	-	-	-	-	-	-	Gray																															3-0-M	-	-	-	-	-	-	-	-	-	-	-	-	-	-	-	-	-	-	-	-	-	-	-	-	-	-	-	-	-	-	4-8-M	-	-	-	-	-	-	-	-	-	-	-	-	-	-	-	-	-	-	-	-	-	-	-	-	-	-	-	-	-	-	5-8-M	-	-	-	-	-	-	-	-	-	-	-	-	-	-	-	-	-	-	-	-	-	-	-	-	-	-	-	-	-	-	6-8-L-M	-	-	-	-	-	-	-	-	-	-	-	-	-	-	-	-	-	-	-	-	-	-	-	-	-	-	-	-	-	-	Total	-	-	-	-	-	-	-	-	-	-	-	-	-	-	-	-	-	-	-	-	-	-	-	-	-	-	-	-	-	-	Below Grade	-	-	-	-	-	-	-	-	-	-	-	-	-	-	-	-	-	-	-	-	-	-	-	-	-	-	-	-	-	-	All grades	117	2,273	2,775	19,489	112,578	649,770	853,514	112,176	15,339	1,226	119	159	130	1,859,364	100.0															All grades	Percent	Percent	Percent	Percent	Percent	Percent	Percent	Percent	Percent	Percent	Percent	Percent	Percent	Percent	Percent	Percent	Percent	Percent	Percent	Percent	Percent	Percent	Percent	Percent	Percent	Percent	Percent	Percent	Percent	Percent		0.1	0.1	0.1	1.0	1.6	7.7	31.9	15.9	0.8	0.1	0.1	0.1	0.1	100.0															
1-4-F	-	-	-	-	-	-	-	-	-	-	-	-	-	-	-	-	-	-	-	-	-	-	-	-	-	-	-	-	-	2-8-0-M	-	-	-	-	-	-	-	-	-	-	-	-	-	-	-	-	-	-	-	-	-	-	-	-	-	-	-	-	-	3-0-M	-	-	-	-	-	-	-	-	-	-	-	-	-	-	-	-	-	-	-	-	-	-	-	-	-	-	-	-	-	4-8-M	21	58	23	311	3,605	1,264	1,264	10,893	19,167	5,531	250	603	35	22	11	22	11	11	11	11	11	11	11	11	11	11	11	11	11	5-8-M	13	577	127	4,137	11,134	22,079	117,989	214,296	420,915	62,779	6,187	82	125	79	939,698	50.5	353,301	19.0	46,831	2.6	4,709	.3	630	.0	37,873	2.0	423,179	22.8	939,698	50.5	6-8-L-M	12	1,112	579	30,889	109,257	186,650	1,595	34	12	24	12	12	12	12	12	12	12	12	12	12	12	12	12	12	12	12	12	12	12	7-4-L-M	-	-	-	-	-	-	-	-	-	-	-	-	-	-	-	-	-	-	-	-	-	-	-	-	-	-	-	-	-	-	8-8-0-O	-	-	-	-	-	-	-	-	-	-	-	-	-	-	-	-	-	-	-	-	-	-	-	-	-	-	-	-	-	-	9-0-0	-	-	-	-	-	-	-	-	-	-	-	-	-	-	-	-	-	-	-	-	-	-	-	-	-	-	-	-	-	-	Total	106	2,462	2,698	19,265	110,283	630,124	888,267	1,38,645	15,197	3,211	119	159	130	1,808,221	97.2															Spotted																															3-0-M	-	-	-	-	-	-	-	-	-	-	-	-	-	-	-	-	-	-	-	-	-	-	-	-	-	-	-	-	-	-	4-8-M	11	12	66	11	59	77	120	291	72	15	84	56	15	15	15	15	15	15	15	15	15	15	15	15	15	15	15	15	15	5-8-M	-	-	-	-	-	-	-	-	-	-	-	-	-	-	-	-	-	-	-	-	-	-	-	-	-	-	-	-	-	-	6-8-L-M	-	-	-	-	-	-	-	-	-	-	-	-	-	-	-	-	-	-	-	-	-	-	-	-	-	-	-	-	-	-	7-4-L-M	-	-	-	-	-	-	-	-	-	-	-	-	-	-	-	-	-	-	-	-	-	-	-	-	-	-	-	-	-	-	Total	11	86	77	177	1,684	13,195	22,930	3,393	112	15	15	15	15	15	15	15	15	15	15	15	15	15	15	15	15	15	15	15	15	Tinged																															3-0-M	-	-	-	-	-	-	-	-	-	-	-	-	-	-	-	-	-	-	-	-	-	-	-	-	-	-	-	-	-	-	4-8-M	-	-	-	-	-	-	-	-	-	-	-	-	-	-	-	-	-	-	-	-	-	-	-	-	-	-	-	-	-	-	5-8-M	-	-	-	-	-	-	-	-	-	-	-	-	-	-	-	-	-	-	-	-	-	-	-	-	-	-	-	-	-	-	6-8-L-M	-	-	-	-	-	-	-	-	-	-	-	-	-	-	-	-	-	-	-	-	-	-	-	-	-	-	-	-	-	-	7-4-L-M	-	-	-	-	-	-	-	-	-	-	-	-	-	-	-	-	-	-	-	-	-	-	-	-	-	-	-	-	-	-	Total	-	-	-	-	-	-	-	-	-	-	-	-	-	-	-	-	-	-	-	-	-	-	-	-	-	-	-	-	-	-	Gray																															3-0-M	-	-	-	-	-	-	-	-	-	-	-	-	-	-	-	-	-	-	-	-	-	-	-	-	-	-	-	-	-	-	4-8-M	-	-	-	-	-	-	-	-	-	-	-	-	-	-	-	-	-	-	-	-	-	-	-	-	-	-	-	-	-	-	5-8-M	-	-	-	-	-	-	-	-	-	-	-	-	-	-	-	-	-	-	-	-	-	-	-	-	-	-	-	-	-	-	6-8-L-M	-	-	-	-	-	-	-	-	-	-	-	-	-	-	-	-	-	-	-	-	-	-	-	-	-	-	-	-	-	-	Total	-	-	-	-	-	-	-	-	-	-	-	-	-	-	-	-	-	-	-	-	-	-	-	-	-	-	-	-	-	-	Below Grade	-	-	-	-	-	-	-	-	-	-	-	-	-	-	-	-	-	-	-	-	-	-	-	-	-	-	-	-	-	-	All grades	117	2,273	2,775	19,489	112,578	649,770	853,514	112,176	15,339	1,226	119	159	130	1,859,364	100.0															All grades	Percent	Percent	Percent	Percent	Percent	Percent	Percent	Percent	Percent	Percent	Percent	Percent	Percent	Percent	Percent	Percent	Percent	Percent	Percent	Percent	Percent	Percent	Percent	Percent	Percent	Percent	Percent	Percent	Percent	Percent		0.1	0.1	0.1	1.0	1.6	7.7	31.9	15.9	0.8	0.1	0.1	0.1	0.1	100.0																																													
2-8-0-M	-	-	-	-	-	-	-	-	-	-	-	-	-	-	-	-	-	-	-	-	-	-	-	-	-	-	-	-	-	3-0-M	-	-	-	-	-	-	-	-	-	-	-	-	-	-	-	-	-	-	-	-	-	-	-	-	-	-	-	-	-	4-8-M	21	58	23	311	3,605	1,264	1,264	10,893	19,167	5,531	250	603	35	22	11	22	11	11	11	11	11	11	11	11	11	11	11	11	11	5-8-M	13	577	127	4,137	11,134	22,079	117,989	214,296	420,915	62,779	6,187	82	125	79	939,698	50.5	353,301	19.0	46,831	2.6	4,709	.3	630	.0	37,873	2.0	423,179	22.8	939,698	50.5	6-8-L-M	12	1,112	579	30,889	109,257	186,650	1,595	34	12	24	12	12	12	12	12	12	12	12	12	12	12	12	12	12	12	12	12	12	12	7-4-L-M	-	-	-	-	-	-	-	-	-	-	-	-	-	-	-	-	-	-	-	-	-	-	-	-	-	-	-	-	-	-	8-8-0-O	-	-	-	-	-	-	-	-	-	-	-	-	-	-	-	-	-	-	-	-	-	-	-	-	-	-	-	-	-	-	9-0-0	-	-	-	-	-	-	-	-	-	-	-	-	-	-	-	-	-	-	-	-	-	-	-	-	-	-	-	-	-	-	Total	106	2,462	2,698	19,265	110,283	630,124	888,267	1,38,645	15,197	3,211	119	159	130	1,808,221	97.2															Spotted																															3-0-M	-	-	-	-	-	-	-	-	-	-	-	-	-	-	-	-	-	-	-	-	-	-	-	-	-	-	-	-	-	-	4-8-M	11	12	66	11	59	77	120	291	72	15	84	56	15	15	15	15	15	15	15	15	15	15	15	15	15	15	15	15	15	5-8-M	-	-	-	-	-	-	-	-	-	-	-	-	-	-	-	-	-	-	-	-	-	-	-	-	-	-	-	-	-	-	6-8-L-M	-	-	-	-	-	-	-	-	-	-	-	-	-	-	-	-	-	-	-	-	-	-	-	-	-	-	-	-	-	-	7-4-L-M	-	-	-	-	-	-	-	-	-	-	-	-	-	-	-	-	-	-	-	-	-	-	-	-	-	-	-	-	-	-	Total	11	86	77	177	1,684	13,195	22,930	3,393	112	15	15	15	15	15	15	15	15	15	15	15	15	15	15	15	15	15	15	15	15	Tinged																															3-0-M	-	-	-	-	-	-	-	-	-	-	-	-	-	-	-	-	-	-	-	-	-	-	-	-	-	-	-	-	-	-	4-8-M	-	-	-	-	-	-	-	-	-	-	-	-	-	-	-	-	-	-	-	-	-	-	-	-	-	-	-	-	-	-	5-8-M	-	-	-	-	-	-	-	-	-	-	-	-	-	-	-	-	-	-	-	-	-	-	-	-	-	-	-	-	-	-	6-8-L-M	-	-	-	-	-	-	-	-	-	-	-	-	-	-	-	-	-	-	-	-	-	-	-	-	-	-	-	-	-	-	7-4-L-M	-	-	-	-	-	-	-	-	-	-	-	-	-	-	-	-	-	-	-	-	-	-	-	-	-	-	-	-	-	-	Total	-	-	-	-	-	-	-	-	-	-	-	-	-	-	-	-	-	-	-	-	-	-	-	-	-	-	-	-	-	-	Gray																															3-0-M	-	-	-	-	-	-	-	-	-	-	-	-	-	-	-	-	-	-	-	-	-	-	-	-	-	-	-	-	-	-	4-8-M	-	-	-	-	-	-	-	-	-	-	-	-	-	-	-	-	-	-	-	-	-	-	-	-	-	-	-	-	-	-	5-8-M	-	-	-	-	-	-	-	-	-	-	-	-	-	-	-	-	-	-	-	-	-	-	-	-	-	-	-	-	-	-	6-8-L-M	-	-	-	-	-	-	-	-	-	-	-	-	-	-	-	-	-	-	-	-	-	-	-	-	-	-	-	-	-	-	Total	-	-	-	-	-	-	-	-	-	-	-	-	-	-	-	-	-	-	-	-	-	-	-	-	-	-	-	-	-	-	Below Grade	-	-	-	-	-	-	-	-	-	-	-	-	-	-	-	-	-	-	-	-	-	-	-	-	-	-	-	-	-	-	All grades	117	2,273	2,775	19,489	112,578	649,770	853,514	112,176	15,339	1,226	119	159	130	1,859,364	100.0															All grades	Percent	Percent	Percent	Percent	Percent	Percent	Percent	Percent	Percent	Percent	Percent	Percent	Percent	Percent	Percent	Percent	Percent	Percent	Percent	Percent	Percent	Percent	Percent	Percent	Percent	Percent	Percent	Percent	Percent	Percent		0.1	0.1	0.1	1.0	1.6	7.7	31.9	15.9	0.8	0.1	0.1	0.1	0.1	100.0																																																																											
3-0-M	-	-	-	-	-	-	-	-	-	-	-	-	-	-	-	-	-	-	-	-	-	-	-	-	-	-	-	-	-	4-8-M	21	58	23	311	3,605	1,264	1,264	10,893	19,167	5,531	250	603	35	22	11	22	11	11	11	11	11	11	11	11	11	11	11	11	11	5-8-M	13	577	127	4,137	11,134	22,079	117,989	214,296	420,915	62,779	6,187	82	125	79	939,698	50.5	353,301	19.0	46,831	2.6	4,709	.3	630	.0	37,873	2.0	423,179	22.8	939,698	50.5	6-8-L-M	12	1,112	579	30,889	109,257	186,650	1,595	34	12	24	12	12	12	12	12	12	12	12	12	12	12	12	12	12	12	12	12	12	12	7-4-L-M	-	-	-	-	-	-	-	-	-	-	-	-	-	-	-	-	-	-	-	-	-	-	-	-	-	-	-	-	-	-	8-8-0-O	-	-	-	-	-	-	-	-	-	-	-	-	-	-	-	-	-	-	-	-	-	-	-	-	-	-	-	-	-	-	9-0-0	-	-	-	-	-	-	-	-	-	-	-	-	-	-	-	-	-	-	-	-	-	-	-	-	-	-	-	-	-	-	Total	106	2,462	2,698	19,265	110,283	630,124	888,267	1,38,645	15,197	3,211	119	159	130	1,808,221	97.2															Spotted																															3-0-M	-	-	-	-	-	-	-	-	-	-	-	-	-	-	-	-	-	-	-	-	-	-	-	-	-	-	-	-	-	-	4-8-M	11	12	66	11	59	77	120	291	72	15	84	56	15	15	15	15	15	15	15	15	15	15	15	15	15	15	15	15	15	5-8-M	-	-	-	-	-	-	-	-	-	-	-	-	-	-	-	-	-	-	-	-	-	-	-	-	-	-	-	-	-	-	6-8-L-M	-	-	-	-	-	-	-	-	-	-	-	-	-	-	-	-	-	-	-	-	-	-	-	-	-	-	-	-	-	-	7-4-L-M	-	-	-	-	-	-	-	-	-	-	-	-	-	-	-	-	-	-	-	-	-	-	-	-	-	-	-	-	-	-	Total	11	86	77	177	1,684	13,195	22,930	3,393	112	15	15	15	15	15	15	15	15	15	15	15	15	15	15	15	15	15	15	15	15	Tinged																															3-0-M	-	-	-	-	-	-	-	-	-	-	-	-	-	-	-	-	-	-	-	-	-	-	-	-	-	-	-	-	-	-	4-8-M	-	-	-	-	-	-	-	-	-	-	-	-	-	-	-	-	-	-	-	-	-	-	-	-	-	-	-	-	-	-	5-8-M	-	-	-	-	-	-	-	-	-	-	-	-	-	-	-	-	-	-	-	-	-	-	-	-	-	-	-	-	-	-	6-8-L-M	-	-	-	-	-	-	-	-	-	-	-	-	-	-	-	-	-	-	-	-	-	-	-	-	-	-	-	-	-	-	7-4-L-M	-	-	-	-	-	-	-	-	-	-	-	-	-	-	-	-	-	-	-	-	-	-	-	-	-	-	-	-	-	-	Total	-	-	-	-	-	-	-	-	-	-	-	-	-	-	-	-	-	-	-	-	-	-	-	-	-	-	-	-	-	-	Gray																															3-0-M	-	-	-	-	-	-	-	-	-	-	-	-	-	-	-	-	-	-	-	-	-	-	-	-	-	-	-	-	-	-	4-8-M	-	-	-	-	-	-	-	-	-	-	-	-	-	-	-	-	-	-	-	-	-	-	-	-	-	-	-	-	-	-	5-8-M	-	-	-	-	-	-	-	-	-	-	-	-	-	-	-	-	-	-	-	-	-	-	-	-	-	-	-	-	-	-	6-8-L-M	-	-	-	-	-	-	-	-	-	-	-	-	-	-	-	-	-	-	-	-	-	-	-	-	-	-	-	-	-	-	Total	-	-	-	-	-	-	-	-	-	-	-	-	-	-	-	-	-	-	-	-	-	-	-	-	-	-	-	-	-	-	Below Grade	-	-	-	-	-	-	-	-	-	-	-	-	-	-	-	-	-	-	-	-	-	-	-	-	-	-	-	-	-	-	All grades	117	2,273	2,775	19,489	112,578	649,770	853,514	112,176	15,339	1,226	119	159	130	1,859,364	100.0															All grades	Percent	Percent	Percent	Percent	Percent	Percent	Percent	Percent	Percent	Percent	Percent	Percent	Percent	Percent	Percent	Percent	Percent	Percent	Percent	Percent	Percent	Percent	Percent	Percent	Percent	Percent	Percent	Percent	Percent	Percent		0.1	0.1	0.1	1.0	1.6	7.7	31.9	15.9	0.8	0.1	0.1	0.1	0.1	100.0																																																																																																									
4-8-M	21	58	23	311	3,605	1,264	1,264	10,893	19,167	5,531	250	603	35	22	11	22	11	11	11	11	11	11	11	11	11	11	11	11	11	5-8-M	13	577	127	4,137	11,134	22,079	117,989	214,296	420,915	62,779	6,187	82	125	79	939,698	50.5	353,301	19.0	46,831	2.6	4,709	.3	630	.0	37,873	2.0	423,179	22.8	939,698	50.5	6-8-L-M	12	1,112	579	30,889	109,257	186,650	1,595	34	12	24	12	12	12	12	12	12	12	12	12	12	12	12	12	12	12	12	12	12	12	7-4-L-M	-	-	-	-	-	-	-	-	-	-	-	-	-	-	-	-	-	-	-	-	-	-	-	-	-	-	-	-	-	-	8-8-0-O	-	-	-	-	-	-	-	-	-	-	-	-	-	-	-	-	-	-	-	-	-	-	-	-	-	-	-	-	-	-	9-0-0	-	-	-	-	-	-	-	-	-	-	-	-	-	-	-	-	-	-	-	-	-	-	-	-	-	-	-	-	-	-	Total	106	2,462	2,698	19,265	110,283	630,124	888,267	1,38,645	15,197	3,211	119	159	130	1,808,221	97.2															Spotted																															3-0-M	-	-	-	-	-	-	-	-	-	-	-	-	-	-	-	-	-	-	-	-	-	-	-	-	-	-	-	-	-	-	4-8-M	11	12	66	11	59	77	120	291	72	15	84	56	15	15	15	15	15	15	15	15	15	15	15	15	15	15	15	15	15	5-8-M	-	-	-	-	-	-	-	-	-	-	-	-	-	-	-	-	-	-	-	-	-	-	-	-	-	-	-	-	-	-	6-8-L-M	-	-	-	-	-	-	-	-	-	-	-	-	-	-	-	-	-	-	-	-	-	-	-	-	-	-	-	-	-	-	7-4-L-M	-	-	-	-	-	-	-	-	-	-	-	-	-	-	-	-	-	-	-	-	-	-	-	-	-	-	-	-	-	-	Total	11	86	77	177	1,684	13,195	22,930	3,393	112	15	15	15	15	15	15	15	15	15	15	15	15	15	15	15	15	15	15	15	15	Tinged																															3-0-M	-	-	-	-	-	-	-	-	-	-	-	-	-	-	-	-	-	-	-	-	-	-	-	-	-	-	-	-	-	-	4-8-M	-	-	-	-	-	-	-	-	-	-	-	-	-	-	-	-	-	-	-	-	-	-	-	-	-	-	-	-	-	-	5-8-M	-	-	-	-	-	-	-	-	-	-	-	-	-	-	-	-	-	-	-	-	-	-	-	-	-	-	-	-	-	-	6-8-L-M	-	-	-	-	-	-	-	-	-	-	-	-	-	-	-	-	-	-	-	-	-	-	-	-	-	-	-	-	-	-	7-4-L-M	-	-	-	-	-	-	-	-	-	-	-	-	-	-	-	-	-	-	-	-	-	-	-	-	-	-	-	-	-	-	Total	-	-	-	-	-	-	-	-	-	-	-	-	-	-	-	-	-	-	-	-	-	-	-	-	-	-	-	-	-	-	Gray																															3-0-M	-	-	-	-	-	-	-	-	-	-	-	-	-	-	-	-	-	-	-	-	-	-	-	-	-	-	-	-	-	-	4-8-M	-	-	-	-	-	-	-	-	-	-	-	-	-	-	-	-	-	-	-	-	-	-	-	-	-	-	-	-	-	-	5-8-M	-	-	-	-	-	-	-	-	-	-	-	-	-	-	-	-	-	-	-	-	-	-	-	-	-	-	-	-	-	-	6-8-L-M	-	-	-	-	-	-	-	-	-	-	-	-	-	-	-	-	-	-	-	-	-	-	-	-	-	-	-	-	-	-	Total	-	-	-	-	-	-	-	-	-	-	-	-	-	-	-	-	-	-	-	-	-	-	-	-	-	-	-	-	-	-	Below Grade	-	-	-	-	-	-	-	-	-	-	-	-	-	-	-	-	-	-	-	-	-	-	-	-	-	-	-	-	-	-	All grades	117	2,273	2,775	19,489	112,578	649,770	853,514	112,176	15,339	1,226	119	159	130	1,859,364	100.0															All grades	Percent	Percent	Percent	Percent	Percent	Percent	Percent	Percent	Percent	Percent	Percent	Percent	Percent	Percent	Percent	Percent	Percent	Percent	Percent	Percent	Percent	Percent	Percent	Percent	Percent	Percent	Percent	Percent	Percent	Percent		0.1	0.1	0.1	1.0	1.6	7.7	31.9	15.9	0.8	0.1	0.1	0.1	0.1	100.0																																																																																																																																							
5-8-M	13	577	127	4,137	11,134	22,079	117,989	214,296	420,915	62,779	6,187	82	125	79	939,698	50.5	353,301	19.0	46,831	2.6	4,709	.3	630	.0	37,873	2.0	423,179	22.8	939,698	50.5	6-8-L-M	12	1,112	579	30,889	109,257	186,650	1,595	34	12	24	12	12	12	12	12	12	12	12	12	12	12	12	12	12	12	12	12	12	12	7-4-L-M	-	-	-	-	-	-	-	-	-	-	-	-	-	-	-	-	-	-	-	-	-	-	-	-	-	-	-	-	-	-	8-8-0-O	-	-	-	-	-	-	-	-	-	-	-	-	-	-	-	-	-	-	-	-	-	-	-	-	-	-	-	-	-	-	9-0-0	-	-	-	-	-	-	-	-	-	-	-	-	-	-	-	-	-	-	-	-	-	-	-	-	-	-	-	-	-	-	Total	106	2,462	2,698	19,265	110,283	630,124	888,267	1,38,645	15,197	3,211	119	159	130	1,808,221	97.2															Spotted																															3-0-M	-	-	-	-	-	-	-	-	-	-	-	-	-	-	-	-	-	-	-	-	-	-	-	-	-	-	-	-	-	-	4-8-M	11	12	66	11	59	77	120	291	72	15	84	56	15	15	15	15	15	15	15	15	15	15	15	15	15	15	15	15	15	5-8-M	-	-	-	-	-	-	-	-	-	-	-	-	-	-	-	-	-	-	-	-	-	-	-	-	-	-	-	-	-	-	6-8-L-M	-	-	-	-	-	-	-	-	-	-	-	-	-	-	-	-	-	-	-	-	-	-	-	-	-	-	-	-	-	-	7-4-L-M	-	-	-	-	-	-	-	-	-	-	-	-	-	-	-	-	-	-	-	-	-	-	-	-	-	-	-	-	-	-	Total	11	86	77	177	1,684	13,195	22,930	3,393	112	15	15	15	15	15	15	15	15	15	15	15	15	15	15	15	15	15	15	15	15	Tinged																															3-0-M	-	-	-	-	-	-	-	-	-	-	-	-	-	-	-	-	-	-	-	-	-	-	-	-	-	-	-	-	-	-	4-8-M	-	-	-	-	-	-	-	-	-	-	-	-	-	-	-	-	-	-	-	-	-	-	-	-	-	-	-	-	-	-	5-8-M	-	-	-	-	-	-	-	-	-	-	-	-	-	-	-	-	-	-	-	-	-	-	-	-	-	-	-	-	-	-	6-8-L-M	-	-	-	-	-	-	-	-	-	-	-	-	-	-	-	-	-	-	-	-	-	-	-	-	-	-	-	-	-	-	7-4-L-M	-	-	-	-	-	-	-	-	-	-	-	-	-	-	-	-	-	-	-	-	-	-	-	-	-	-	-	-	-	-	Total	-	-	-	-	-	-	-	-	-	-	-	-	-	-	-	-	-	-	-	-	-	-	-	-	-	-	-	-	-	-	Gray																															3-0-M	-	-	-	-	-	-	-	-	-	-	-	-	-	-	-	-	-	-	-	-	-	-	-	-	-	-	-	-	-	-	4-8-M	-	-	-	-	-	-	-	-	-	-	-	-	-	-	-	-	-	-	-	-	-	-	-	-	-	-	-	-	-	-	5-8-M	-	-	-	-	-	-	-	-	-	-	-	-	-	-	-	-	-	-	-	-	-	-	-	-	-	-	-	-	-	-	6-8-L-M	-	-	-	-	-	-	-	-	-	-	-	-	-	-	-	-	-	-	-	-	-	-	-	-	-	-	-	-	-	-	Total	-	-	-	-	-	-	-	-	-	-	-	-	-	-	-	-	-	-	-	-	-	-	-	-	-	-	-	-	-	-	Below Grade	-	-	-	-	-	-	-	-	-	-	-	-	-	-	-	-	-	-	-	-	-	-	-	-	-	-	-	-	-	-	All grades	117	2,273	2,775	19,489	112,578	649,770	853,514	112,176	15,339	1,226	119	159	130	1,859,364	100.0															All grades	Percent	Percent	Percent	Percent	Percent	Percent	Percent	Percent	Percent	Percent	Percent	Percent	Percent	Percent	Percent	Percent	Percent	Percent	Percent	Percent	Percent	Percent	Percent	Percent	Percent	Percent	Percent	Percent	Percent	Percent		0.1	0.1	0.1	1.0	1.6	7.7	31.9	15.9	0.8	0.1	0.1	0.1	0.1	100.0																																																																																																																																																																					
6-8-L-M	12	1,112	579	30,889	109,257	186,650	1,595	34	12	24	12	12	12	12	12	12	12	12	12	12	12	12	12	12	12	12	12	12	12	7-4-L-M	-	-	-	-	-	-	-	-	-	-	-	-	-	-	-	-	-	-	-	-	-	-	-	-	-	-	-	-	-	-	8-8-0-O	-	-	-	-	-	-	-	-	-	-	-	-	-	-	-	-	-	-	-	-	-	-	-	-	-	-	-	-	-	-	9-0-0	-	-	-	-	-	-	-	-	-	-	-	-	-	-	-	-	-	-	-	-	-	-	-	-	-	-	-	-	-	-	Total	106	2,462	2,698	19,265	110,283	630,124	888,267	1,38,645	15,197	3,211	119	159	130	1,808,221	97.2															Spotted																															3-0-M	-	-	-	-	-	-	-	-	-	-	-	-	-	-	-	-	-	-	-	-	-	-	-	-	-	-	-	-	-	-	4-8-M	11	12	66	11	59	77	120	291	72	15	84	56	15	15	15	15	15	15	15	15	15	15	15	15	15	15	15	15	15	5-8-M	-	-	-	-	-	-	-	-	-	-	-	-	-	-	-	-	-	-	-	-	-	-	-	-	-	-	-	-	-	-	6-8-L-M	-	-	-	-	-	-	-	-	-	-	-	-	-	-	-	-	-	-	-	-	-	-	-	-	-	-	-	-	-	-	7-4-L-M	-	-	-	-	-	-	-	-	-	-	-	-	-	-	-	-	-	-	-	-	-	-	-	-	-	-	-	-	-	-	Total	11	86	77	177	1,684	13,195	22,930	3,393	112	15	15	15	15	15	15	15	15	15	15	15	15	15	15	15	15	15	15	15	15	Tinged																															3-0-M	-	-	-	-	-	-	-	-	-	-	-	-	-	-	-	-	-	-	-	-	-	-	-	-	-	-	-	-	-	-	4-8-M	-	-	-	-	-	-	-	-	-	-	-	-	-	-	-	-	-	-	-	-	-	-	-	-	-	-	-	-	-	-	5-8-M	-	-	-	-	-	-	-	-	-	-	-	-	-	-	-	-	-	-	-	-	-	-	-	-	-	-	-	-	-	-	6-8-L-M	-	-	-	-	-	-	-	-	-	-	-	-	-	-	-	-	-	-	-	-	-	-	-	-	-	-	-	-	-	-	7-4-L-M	-	-	-	-	-	-	-	-	-	-	-	-	-	-	-	-	-	-	-	-	-	-	-	-	-	-	-	-	-	-	Total	-	-	-	-	-	-	-	-	-	-	-	-	-	-	-	-	-	-	-	-	-	-	-	-	-	-	-	-	-	-	Gray																															3-0-M	-	-	-	-	-	-	-	-	-	-	-	-	-	-	-	-	-	-	-	-	-	-	-	-	-	-	-	-	-	-	4-8-M	-	-	-	-	-	-	-	-	-	-	-	-	-	-	-	-	-	-	-	-	-	-	-	-	-	-	-	-	-	-	5-8-M	-	-	-	-	-	-	-	-	-	-	-	-	-	-	-	-	-	-	-	-	-	-	-	-	-	-	-	-	-	-	6-8-L-M	-	-	-	-	-	-	-	-	-	-	-	-	-	-	-	-	-	-	-	-	-	-	-	-	-	-	-	-	-	-	Total	-	-	-	-	-	-	-	-	-	-	-	-	-	-	-	-	-	-	-	-	-	-	-	-	-	-	-	-	-	-	Below Grade	-	-	-	-	-	-	-	-	-	-	-	-	-	-	-	-	-	-	-	-	-	-	-	-	-	-	-	-	-	-	All grades	117	2,273	2,775	19,489	112,578	649,770	853,514	112,176	15,339	1,226	119	159	130	1,859,364	100.0															All grades	Percent	Percent	Percent	Percent	Percent	Percent	Percent	Percent	Percent	Percent	Percent	Percent	Percent	Percent	Percent	Percent	Percent	Percent	Percent	Percent	Percent	Percent	Percent	Percent	Percent	Percent	Percent	Percent	Percent	Percent		0.1	0.1	0.1	1.0	1.6	7.7	31.9	15.9	0.8	0.1	0.1	0.1	0.1	100.0																																																																																																																																																																																																				
7-4-L-M	-	-	-	-	-	-	-	-	-	-	-	-	-	-	-	-	-	-	-	-	-	-	-	-	-	-	-	-	-	-	8-8-0-O	-	-	-	-	-	-	-	-	-	-	-	-	-	-	-	-	-	-	-	-	-	-	-	-	-	-	-	-	-	-	9-0-0	-	-	-	-	-	-	-	-	-	-	-	-	-	-	-	-	-	-	-	-	-	-	-	-	-	-	-	-	-	-	Total	106	2,462	2,698	19,265	110,283	630,124	888,267	1,38,645	15,197	3,211	119	159	130	1,808,221	97.2															Spotted																															3-0-M	-	-	-	-	-	-	-	-	-	-	-	-	-	-	-	-	-	-	-	-	-	-	-	-	-	-	-	-	-	-	4-8-M	11	12	66	11	59	77	120	291	72	15	84	56	15	15	15	15	15	15	15	15	15	15	15	15	15	15	15	15	15	5-8-M	-	-	-	-	-	-	-	-	-	-	-	-	-	-	-	-	-	-	-	-	-	-	-	-	-	-	-	-	-	-	6-8-L-M	-	-	-	-	-	-	-	-	-	-	-	-	-	-	-	-	-	-	-	-	-	-	-	-	-	-	-	-	-	-	7-4-L-M	-	-	-	-	-	-	-	-	-	-	-	-	-	-	-	-	-	-	-	-	-	-	-	-	-	-	-	-	-	-	Total	11	86	77	177	1,684	13,195	22,930	3,393	112	15	15	15	15	15	15	15	15	15	15	15	15	15	15	15	15	15	15	15	15	Tinged																															3-0-M	-	-	-	-	-	-	-	-	-	-	-	-	-	-	-	-	-	-	-	-	-	-	-	-	-	-	-	-	-	-	4-8-M	-	-	-	-	-	-	-	-	-	-	-	-	-	-	-	-	-	-	-	-	-	-	-	-	-	-	-	-	-	-	5-8-M	-	-	-	-	-	-	-	-	-	-	-	-	-	-	-	-	-	-	-	-	-	-	-	-	-	-	-	-	-	-	6-8-L-M	-	-	-	-	-	-	-	-	-	-	-	-	-	-	-	-	-	-	-	-	-	-	-	-	-	-	-	-	-	-	7-4-L-M	-	-	-	-	-	-	-	-	-	-	-	-	-	-	-	-	-	-	-	-	-	-	-	-	-	-	-	-	-	-	Total	-	-	-	-	-	-	-	-	-	-	-	-	-	-	-	-	-	-	-	-	-	-	-	-	-	-	-	-	-	-	Gray																															3-0-M	-	-	-	-	-	-	-	-	-	-	-	-	-	-	-	-	-	-	-	-	-	-	-	-	-	-	-	-	-	-	4-8-M	-	-	-	-	-	-	-	-	-	-	-	-	-	-	-	-	-	-	-	-	-	-	-	-	-	-	-	-	-	-	5-8-M	-	-	-	-	-	-	-	-	-	-	-	-	-	-	-	-	-	-	-	-	-	-	-	-	-	-	-	-	-	-	6-8-L-M	-	-	-	-	-	-	-	-	-	-	-	-	-	-	-	-	-	-	-	-	-	-	-	-	-	-	-	-	-	-	Total	-	-	-	-	-	-	-	-	-	-	-	-	-	-	-	-	-	-	-	-	-	-	-	-	-	-	-	-	-	-	Below Grade	-	-	-	-	-	-	-	-	-	-	-	-	-	-	-	-	-	-	-	-	-	-	-	-	-	-	-	-	-	-	All grades	117	2,273	2,775	19,489	112,578	649,770	853,514	112,176	15,339	1,226	119	159	130	1,859,364	100.0															All grades	Percent	Percent	Percent	Percent	Percent	Percent	Percent	Percent	Percent	Percent	Percent	Percent	Percent	Percent	Percent	Percent	Percent	Percent	Percent	Percent	Percent	Percent	Percent	Percent	Percent	Percent	Percent	Percent	Percent	Percent		0.1	0.1	0.1	1.0	1.6	7.7	31.9	15.9	0.8	0.1	0.1	0.1	0.1	100.0																																																																																																																																																																																																																																		
8-8-0-O	-	-	-	-	-	-	-	-	-	-	-	-	-	-	-	-	-	-	-	-	-	-	-	-	-	-	-	-	-	-	9-0-0	-	-	-	-	-	-	-	-	-	-	-	-	-	-	-	-	-	-	-	-	-	-	-	-	-	-	-	-	-	-	Total	106	2,462	2,698	19,265	110,283	630,124	888,267	1,38,645	15,197	3,211	119	159	130	1,808,221	97.2															Spotted																															3-0-M	-	-	-	-	-	-	-	-	-	-	-	-	-	-	-	-	-	-	-	-	-	-	-	-	-	-	-	-	-	-	4-8-M	11	12	66	11	59	77	120	291	72	15	84	56	15	15	15	15	15	15	15	15	15	15	15	15	15	15	15	15	15	5-8-M	-	-	-	-	-	-	-	-	-	-	-	-	-	-	-	-	-	-	-	-	-	-	-	-	-	-	-	-	-	-	6-8-L-M	-	-	-	-	-	-	-	-	-	-	-	-	-	-	-	-	-	-	-	-	-	-	-	-	-	-	-	-	-	-	7-4-L-M	-	-	-	-	-	-	-	-	-	-	-	-	-	-	-	-	-	-	-	-	-	-	-	-	-	-	-	-	-	-	Total	11	86	77	177	1,684	13,195	22,930	3,393	112	15	15	15	15	15	15	15	15	15	15	15	15	15	15	15	15	15	15	15	15	Tinged																															3-0-M	-	-	-	-	-	-	-	-	-	-	-	-	-	-	-	-	-	-	-	-	-	-	-	-	-	-	-	-	-	-	4-8-M	-	-	-	-	-	-	-	-	-	-	-	-	-	-	-	-	-	-	-	-	-	-	-	-	-	-	-	-	-	-	5-8-M	-	-	-	-	-	-	-	-	-	-	-	-	-	-	-	-	-	-	-	-	-	-	-	-	-	-	-	-	-	-	6-8-L-M	-	-	-	-	-	-	-	-	-	-	-	-	-	-	-	-	-	-	-	-	-	-	-	-	-	-	-	-	-	-	7-4-L-M	-	-	-	-	-	-	-	-	-	-	-	-	-	-	-	-	-	-	-	-	-	-	-	-	-	-	-	-	-	-	Total	-	-	-	-	-	-	-	-	-	-	-	-	-	-	-	-	-	-	-	-	-	-	-	-	-	-	-	-	-	-	Gray																															3-0-M	-	-	-	-	-	-	-	-	-	-	-	-	-	-	-	-	-	-	-	-	-	-	-	-	-	-	-	-	-	-	4-8-M	-	-	-	-	-	-	-	-	-	-	-	-	-	-	-	-	-	-	-	-	-	-	-	-	-	-	-	-	-	-	5-8-M	-	-	-	-	-	-	-	-	-	-	-	-	-	-	-	-	-	-	-	-	-	-	-	-	-	-	-	-	-	-	6-8-L-M	-	-	-	-	-	-	-	-	-	-	-	-	-	-	-	-	-	-	-	-	-	-	-	-	-	-	-	-	-	-	Total	-	-	-	-	-	-	-	-	-	-	-	-	-	-	-	-	-	-	-	-	-	-	-	-	-	-	-	-	-	-	Below Grade	-	-	-	-	-	-	-	-	-	-	-	-	-	-	-	-	-	-	-	-	-	-	-	-	-	-	-	-	-	-	All grades	117	2,273	2,775	19,489	112,578	649,770	853,514	112,176	15,339	1,226	119	159	130	1,859,364	100.0															All grades	Percent	Percent	Percent	Percent	Percent	Percent	Percent	Percent	Percent	Percent	Percent	Percent	Percent	Percent	Percent	Percent	Percent	Percent	Percent	Percent	Percent	Percent	Percent	Percent	Percent	Percent	Percent	Percent	Percent	Percent		0.1	0.1	0.1	1.0	1.6	7.7	31.9	15.9	0.8	0.1	0.1	0.1	0.1	100.0																																																																																																																																																																																																																																																																	
9-0-0	-	-	-	-	-	-	-	-	-	-	-	-	-	-	-	-	-	-	-	-	-	-	-	-	-	-	-	-	-	-	Total	106	2,462	2,698	19,265	110,283	630,124	888,267	1,38,645	15,197	3,211	119	159	130	1,808,221	97.2															Spotted																															3-0-M	-	-	-	-	-	-	-	-	-	-	-	-	-	-	-	-	-	-	-	-	-	-	-	-	-	-	-	-	-	-	4-8-M	11	12	66	11	59	77	120	291	72	15	84	56	15	15	15	15	15	15	15	15	15	15	15	15	15	15	15	15	15	5-8-M	-	-	-	-	-	-	-	-	-	-	-	-	-	-	-	-	-	-	-	-	-	-	-	-	-	-	-	-	-	-	6-8-L-M	-	-	-	-	-	-	-	-	-	-	-	-	-	-	-	-	-	-	-	-	-	-	-	-	-	-	-	-	-	-	7-4-L-M	-	-	-	-	-	-	-	-	-	-	-	-	-	-	-	-	-	-	-	-	-	-	-	-	-	-	-	-	-	-	Total	11	86	77	177	1,684	13,195	22,930	3,393	112	15	15	15	15	15	15	15	15	15	15	15	15	15	15	15	15	15	15	15	15	Tinged																															3-0-M	-	-	-	-	-	-	-	-	-	-	-	-	-	-	-	-	-	-	-	-	-	-	-	-	-	-	-	-	-	-	4-8-M	-	-	-	-	-	-	-	-	-	-	-	-	-	-	-	-	-	-	-	-	-	-	-	-	-	-	-	-	-	-	5-8-M	-	-	-	-	-	-	-	-	-	-	-	-	-	-	-	-	-	-	-	-	-	-	-	-	-	-	-	-	-	-	6-8-L-M	-	-	-	-	-	-	-	-	-	-	-	-	-	-	-	-	-	-	-	-	-	-	-	-	-	-	-	-	-	-	7-4-L-M	-	-	-	-	-	-	-	-	-	-	-	-	-	-	-	-	-	-	-	-	-	-	-	-	-	-	-	-	-	-	Total	-	-	-	-	-	-	-	-	-	-	-	-	-	-	-	-	-	-	-	-	-	-	-	-	-	-	-	-	-	-	Gray																															3-0-M	-	-	-	-	-	-	-	-	-	-	-	-	-	-	-	-	-	-	-	-	-	-	-	-	-	-	-	-	-	-	4-8-M	-	-	-	-	-	-	-	-	-	-	-	-	-	-	-	-	-	-	-	-	-	-	-	-	-	-	-	-	-	-	5-8-M	-	-	-	-	-	-	-	-	-	-	-	-	-	-	-	-	-	-	-	-	-	-	-	-	-	-	-	-	-	-	6-8-L-M	-	-	-	-	-	-	-	-	-	-	-	-	-	-	-	-	-	-	-	-	-	-	-	-	-	-	-	-	-	-	Total	-	-	-	-	-	-	-	-	-	-	-	-	-	-	-	-	-	-	-	-	-	-	-	-	-	-	-	-	-	-	Below Grade	-	-	-	-	-	-	-	-	-	-	-	-	-	-	-	-	-	-	-	-	-	-	-	-	-	-	-	-	-	-	All grades	117	2,273	2,775	19,489	112,578	649,770	853,514	112,176	15,339	1,226	119	159	130	1,859,364	100.0															All grades	Percent	Percent	Percent	Percent	Percent	Percent	Percent	Percent	Percent	Percent	Percent	Percent	Percent	Percent	Percent	Percent	Percent	Percent	Percent	Percent	Percent	Percent	Percent	Percent	Percent	Percent	Percent	Percent	Percent	Percent		0.1	0.1	0.1	1.0	1.6	7.7	31.9	15.9	0.8	0.1	0.1	0.1	0.1	100.0																																																																																																																																																																																																																																																																																																
Total	106	2,462	2,698	19,265	110,283	630,124	888,267	1,38,645	15,197	3,211	119	159	130	1,808,221	97.2															Spotted																															3-0-M	-	-	-	-	-	-	-	-	-	-	-	-	-	-	-	-	-	-	-	-	-	-	-	-	-	-	-	-	-	-	4-8-M	11	12	66	11	59	77	120	291	72	15	84	56	15	15	15	15	15	15	15	15	15	15	15	15	15	15	15	15	15	5-8-M	-	-	-	-	-	-	-	-	-	-	-	-	-	-	-	-	-	-	-	-	-	-	-	-	-	-	-	-	-	-	6-8-L-M	-	-	-	-	-	-	-	-	-	-	-	-	-	-	-	-	-	-	-	-	-	-	-	-	-	-	-	-	-	-	7-4-L-M	-	-	-	-	-	-	-	-	-	-	-	-	-	-	-	-	-	-	-	-	-	-	-	-	-	-	-	-	-	-	Total	11	86	77	177	1,684	13,195	22,930	3,393	112	15	15	15	15	15	15	15	15	15	15	15	15	15	15	15	15	15	15	15	15	Tinged																															3-0-M	-	-	-	-	-	-	-	-	-	-	-	-	-	-	-	-	-	-	-	-	-	-	-	-	-	-	-	-	-	-	4-8-M	-	-	-	-	-	-	-	-	-	-	-	-	-	-	-	-	-	-	-	-	-	-	-	-	-	-	-	-	-	-	5-8-M	-	-	-	-	-	-	-	-	-	-	-	-	-	-	-	-	-	-	-	-	-	-	-	-	-	-	-	-	-	-	6-8-L-M	-	-	-	-	-	-	-	-	-	-	-	-	-	-	-	-	-	-	-	-	-	-	-	-	-	-	-	-	-	-	7-4-L-M	-	-	-	-	-	-	-	-	-	-	-	-	-	-	-	-	-	-	-	-	-	-	-	-	-	-	-	-	-	-	Total	-	-	-	-	-	-	-	-	-	-	-	-	-	-	-	-	-	-	-	-	-	-	-	-	-	-	-	-	-	-	Gray																															3-0-M	-	-	-	-	-	-	-	-	-	-	-	-	-	-	-	-	-	-	-	-	-	-	-	-	-	-	-	-	-	-	4-8-M	-	-	-	-	-	-	-	-	-	-	-	-	-	-	-	-	-	-	-	-	-	-	-	-	-	-	-	-	-	-	5-8-M	-	-	-	-	-	-	-	-	-	-	-	-	-	-	-	-	-	-	-	-	-	-	-	-	-	-	-	-	-	-	6-8-L-M	-	-	-	-	-	-	-	-	-	-	-	-	-	-	-	-	-	-	-	-	-	-	-	-	-	-	-	-	-	-	Total	-	-	-	-	-	-	-	-	-	-	-	-	-	-	-	-	-	-	-	-	-	-	-	-	-	-	-	-	-	-	Below Grade	-	-	-	-	-	-	-	-	-	-	-	-	-	-	-	-	-	-	-	-	-	-	-	-	-	-	-	-	-	-	All grades	117	2,273	2,775	19,489	112,578	649,770	853,514	112,176	15,339	1,226	119	159	130	1,859,364	100.0															All grades	Percent	Percent	Percent	Percent	Percent	Percent	Percent	Percent	Percent	Percent	Percent	Percent	Percent	Percent	Percent	Percent	Percent	Percent	Percent	Percent	Percent	Percent	Percent	Percent	Percent	Percent	Percent	Percent	Percent	Percent		0.1	0.1	0.1	1.0	1.6	7.7	31.9	15.9	0.8	0.1	0.1	0.1	0.1	100.0																																																																																																																																																																																																																																																																																																																															
Spotted																															3-0-M	-	-	-	-	-	-	-	-	-	-	-	-	-	-	-	-	-	-	-	-	-	-	-	-	-	-	-	-	-	-	4-8-M	11	12	66	11	59	77	120	291	72	15	84	56	15	15	15	15	15	15	15	15	15	15	15	15	15	15	15	15	15	5-8-M	-	-	-	-	-	-	-	-	-	-	-	-	-	-	-	-	-	-	-	-	-	-	-	-	-	-	-	-	-	-	6-8-L-M	-	-	-	-	-	-	-	-	-	-	-	-	-	-	-	-	-	-	-	-	-	-	-	-	-	-	-	-	-	-	7-4-L-M	-	-	-	-	-	-	-	-	-	-	-	-	-	-	-	-	-	-	-	-	-	-	-	-	-	-	-	-	-	-	Total	11	86	77	177	1,684	13,195	22,930	3,393	112	15	15	15	15	15	15	15	15	15	15	15	15	15	15	15	15	15	15	15	15	Tinged																															3-0-M	-	-	-	-	-	-	-	-	-	-	-	-	-	-	-	-	-	-	-	-	-	-	-	-	-	-	-	-	-	-	4-8-M	-	-	-	-	-	-	-	-	-	-	-	-	-	-	-	-	-	-	-	-	-	-	-	-	-	-	-	-	-	-	5-8-M	-	-	-	-	-	-	-	-	-	-	-	-	-	-	-	-	-	-	-	-	-	-	-	-	-	-	-	-	-	-	6-8-L-M	-	-	-	-	-	-	-	-	-	-	-	-	-	-	-	-	-	-	-	-	-	-	-	-	-	-	-	-	-	-	7-4-L-M	-	-	-	-	-	-	-	-	-	-	-	-	-	-	-	-	-	-	-	-	-	-	-	-	-	-	-	-	-	-	Total	-	-	-	-	-	-	-	-	-	-	-	-	-	-	-	-	-	-	-	-	-	-	-	-	-	-	-	-	-	-	Gray																															3-0-M	-	-	-	-	-	-	-	-	-	-	-	-	-	-	-	-	-	-	-	-	-	-	-	-	-	-	-	-	-	-	4-8-M	-	-	-	-	-	-	-	-	-	-	-	-	-	-	-	-	-	-	-	-	-	-	-	-	-	-	-	-	-	-	5-8-M	-	-	-	-	-	-	-	-	-	-	-	-	-	-	-	-	-	-	-	-	-	-	-	-	-	-	-	-	-	-	6-8-L-M	-	-	-	-	-	-	-	-	-	-	-	-	-	-	-	-	-	-	-	-	-	-	-	-	-	-	-	-	-	-	Total	-	-	-	-	-	-	-	-	-	-	-	-	-	-	-	-	-	-	-	-	-	-	-	-	-	-	-	-	-	-	Below Grade	-	-	-	-	-	-	-	-	-	-	-	-	-	-	-	-	-	-	-	-	-	-	-	-	-	-	-	-	-	-	All grades	117	2,273	2,775	19,489	112,578	649,770	853,514	112,176	15,339	1,226	119	159	130	1,859,364	100.0															All grades	Percent	Percent	Percent	Percent	Percent	Percent	Percent	Percent	Percent	Percent	Percent	Percent	Percent	Percent	Percent	Percent	Percent	Percent	Percent	Percent	Percent	Percent	Percent	Percent	Percent	Percent	Percent	Percent	Percent	Percent		0.1	0.1	0.1	1.0	1.6	7.7	31.9	15.9	0.8	0.1	0.1	0.1	0.1	100.0																																																																																																																																																																																																																																																																																																																																																													
3-0-M	-	-	-	-	-	-	-	-	-	-	-	-	-	-	-	-	-	-	-	-	-	-	-	-	-	-	-	-	-	-	4-8-M	11	12	66	11	59	77	120	291	72	15	84	56	15	15	15	15	15	15	15	15	15	15	15	15	15	15	15	15	15	5-8-M	-	-	-	-	-	-	-	-	-	-	-	-	-	-	-	-	-	-	-	-	-	-	-	-	-	-	-	-	-	-	6-8-L-M	-	-	-	-	-	-	-	-	-	-	-	-	-	-	-	-	-	-	-	-	-	-	-	-	-	-	-	-	-	-	7-4-L-M	-	-	-	-	-	-	-	-	-	-	-	-	-	-	-	-	-	-	-	-	-	-	-	-	-	-	-	-	-	-	Total	11	86	77	177	1,684	13,195	22,930	3,393	112	15	15	15	15	15	15	15	15	15	15	15	15	15	15	15	15	15	15	15	15	Tinged																															3-0-M	-	-	-	-	-	-	-	-	-	-	-	-	-	-	-	-	-	-	-	-	-	-	-	-	-	-	-	-	-	-	4-8-M	-	-	-	-	-	-	-	-	-	-	-	-	-	-	-	-	-	-	-	-	-	-	-	-	-	-	-	-	-	-	5-8-M	-	-	-	-	-	-	-	-	-	-	-	-	-	-	-	-	-	-	-	-	-	-	-	-	-	-	-	-	-	-	6-8-L-M	-	-	-	-	-	-	-	-	-	-	-	-	-	-	-	-	-	-	-	-	-	-	-	-	-	-	-	-	-	-	7-4-L-M	-	-	-	-	-	-	-	-	-	-	-	-	-	-	-	-	-	-	-	-	-	-	-	-	-	-	-	-	-	-	Total	-	-	-	-	-	-	-	-	-	-	-	-	-	-	-	-	-	-	-	-	-	-	-	-	-	-	-	-	-	-	Gray																															3-0-M	-	-	-	-	-	-	-	-	-	-	-	-	-	-	-	-	-	-	-	-	-	-	-	-	-	-	-	-	-	-	4-8-M	-	-	-	-	-	-	-	-	-	-	-	-	-	-	-	-	-	-	-	-	-	-	-	-	-	-	-	-	-	-	5-8-M	-	-	-	-	-	-	-	-	-	-	-	-	-	-	-	-	-	-	-	-	-	-	-	-	-	-	-	-	-	-	6-8-L-M	-	-	-	-	-	-	-	-	-	-	-	-	-	-	-	-	-	-	-	-	-	-	-	-	-	-	-	-	-	-	Total	-	-	-	-	-	-	-	-	-	-	-	-	-	-	-	-	-	-	-	-	-	-	-	-	-	-	-	-	-	-	Below Grade	-	-	-	-	-	-	-	-	-	-	-	-	-	-	-	-	-	-	-	-	-	-	-	-	-	-	-	-	-	-	All grades	117	2,273	2,775	19,489	112,578	649,770	853,514	112,176	15,339	1,226	119	159	130	1,859,364	100.0															All grades	Percent	Percent	Percent	Percent	Percent	Percent	Percent	Percent	Percent	Percent	Percent	Percent	Percent	Percent	Percent	Percent	Percent	Percent	Percent	Percent	Percent	Percent	Percent	Percent	Percent	Percent	Percent	Percent	Percent	Percent		0.1	0.1	0.1	1.0	1.6	7.7	31.9	15.9	0.8	0.1	0.1	0.1	0.1	100.0																																																																																																																																																																																																																																																																																																																																																																																												
4-8-M	11	12	66	11	59	77	120	291	72	15	84	56	15	15	15	15	15	15	15	15	15	15	15	15	15	15	15	15	15	5-8-M	-	-	-	-	-	-	-	-	-	-	-	-	-	-	-	-	-	-	-	-	-	-	-	-	-	-	-	-	-	-	6-8-L-M	-	-	-	-	-	-	-	-	-	-	-	-	-	-	-	-	-	-	-	-	-	-	-	-	-	-	-	-	-	-	7-4-L-M	-	-	-	-	-	-	-	-	-	-	-	-	-	-	-	-	-	-	-	-	-	-	-	-	-	-	-	-	-	-	Total	11	86	77	177	1,684	13,195	22,930	3,393	112	15	15	15	15	15	15	15	15	15	15	15	15	15	15	15	15	15	15	15	15	Tinged																															3-0-M	-	-	-	-	-	-	-	-	-	-	-	-	-	-	-	-	-	-	-	-	-	-	-	-	-	-	-	-	-	-	4-8-M	-	-	-	-	-	-	-	-	-	-	-	-	-	-	-	-	-	-	-	-	-	-	-	-	-	-	-	-	-	-	5-8-M	-	-	-	-	-	-	-	-	-	-	-	-	-	-	-	-	-	-	-	-	-	-	-	-	-	-	-	-	-	-	6-8-L-M	-	-	-	-	-	-	-	-	-	-	-	-	-	-	-	-	-	-	-	-	-	-	-	-	-	-	-	-	-	-	7-4-L-M	-	-	-	-	-	-	-	-	-	-	-	-	-	-	-	-	-	-	-	-	-	-	-	-	-	-	-	-	-	-	Total	-	-	-	-	-	-	-	-	-	-	-	-	-	-	-	-	-	-	-	-	-	-	-	-	-	-	-	-	-	-	Gray																															3-0-M	-	-	-	-	-	-	-	-	-	-	-	-	-	-	-	-	-	-	-	-	-	-	-	-	-	-	-	-	-	-	4-8-M	-	-	-	-	-	-	-	-	-	-	-	-	-	-	-	-	-	-	-	-	-	-	-	-	-	-	-	-	-	-	5-8-M	-	-	-	-	-	-	-	-	-	-	-	-	-	-	-	-	-	-	-	-	-	-	-	-	-	-	-	-	-	-	6-8-L-M	-	-	-	-	-	-	-	-	-	-	-	-	-	-	-	-	-	-	-	-	-	-	-	-	-	-	-	-	-	-	Total	-	-	-	-	-	-	-	-	-	-	-	-	-	-	-	-	-	-	-	-	-	-	-	-	-	-	-	-	-	-	Below Grade	-	-	-	-	-	-	-	-	-	-	-	-	-	-	-	-	-	-	-	-	-	-	-	-	-	-	-	-	-	-	All grades	117	2,273	2,775	19,489	112,578	649,770	853,514	112,176	15,339	1,226	119	159	130	1,859,364	100.0															All grades	Percent	Percent	Percent	Percent	Percent	Percent	Percent	Percent	Percent	Percent	Percent	Percent	Percent	Percent	Percent	Percent	Percent	Percent	Percent	Percent	Percent	Percent	Percent	Percent	Percent	Percent	Percent	Percent	Percent	Percent		0.1	0.1	0.1	1.0	1.6	7.7	31.9	15.9	0.8	0.1	0.1	0.1	0.1	100.0																																																																																																																																																																																																																																																																																																																																																																																																																											
5-8-M	-	-	-	-	-	-	-	-	-	-	-	-	-	-	-	-	-	-	-	-	-	-	-	-	-	-	-	-	-	-	6-8-L-M	-	-	-	-	-	-	-	-	-	-	-	-	-	-	-	-	-	-	-	-	-	-	-	-	-	-	-	-	-	-	7-4-L-M	-	-	-	-	-	-	-	-	-	-	-	-	-	-	-	-	-	-	-	-	-	-	-	-	-	-	-	-	-	-	Total	11	86	77	177	1,684	13,195	22,930	3,393	112	15	15	15	15	15	15	15	15	15	15	15	15	15	15	15	15	15	15	15	15	Tinged																															3-0-M	-	-	-	-	-	-	-	-	-	-	-	-	-	-	-	-	-	-	-	-	-	-	-	-	-	-	-	-	-	-	4-8-M	-	-	-	-	-	-	-	-	-	-	-	-	-	-	-	-	-	-	-	-	-	-	-	-	-	-	-	-	-	-	5-8-M	-	-	-	-	-	-	-	-	-	-	-	-	-	-	-	-	-	-	-	-	-	-	-	-	-	-	-	-	-	-	6-8-L-M	-	-	-	-	-	-	-	-	-	-	-	-	-	-	-	-	-	-	-	-	-	-	-	-	-	-	-	-	-	-	7-4-L-M	-	-	-	-	-	-	-	-	-	-	-	-	-	-	-	-	-	-	-	-	-	-	-	-	-	-	-	-	-	-	Total	-	-	-	-	-	-	-	-	-	-	-	-	-	-	-	-	-	-	-	-	-	-	-	-	-	-	-	-	-	-	Gray																															3-0-M	-	-	-	-	-	-	-	-	-	-	-	-	-	-	-	-	-	-	-	-	-	-	-	-	-	-	-	-	-	-	4-8-M	-	-	-	-	-	-	-	-	-	-	-	-	-	-	-	-	-	-	-	-	-	-	-	-	-	-	-	-	-	-	5-8-M	-	-	-	-	-	-	-	-	-	-	-	-	-	-	-	-	-	-	-	-	-	-	-	-	-	-	-	-	-	-	6-8-L-M	-	-	-	-	-	-	-	-	-	-	-	-	-	-	-	-	-	-	-	-	-	-	-	-	-	-	-	-	-	-	Total	-	-	-	-	-	-	-	-	-	-	-	-	-	-	-	-	-	-	-	-	-	-	-	-	-	-	-	-	-	-	Below Grade	-	-	-	-	-	-	-	-	-	-	-	-	-	-	-	-	-	-	-	-	-	-	-	-	-	-	-	-	-	-	All grades	117	2,273	2,775	19,489	112,578	649,770	853,514	112,176	15,339	1,226	119	159	130	1,859,364	100.0															All grades	Percent	Percent	Percent	Percent	Percent	Percent	Percent	Percent	Percent	Percent	Percent	Percent	Percent	Percent	Percent	Percent	Percent	Percent	Percent	Percent	Percent	Percent	Percent	Percent	Percent	Percent	Percent	Percent	Percent	Percent		0.1	0.1	0.1	1.0	1.6	7.7	31.9	15.9	0.8	0.1	0.1	0.1	0.1	100.0																																																																																																																																																																																																																																																																																																																																																																																																																																																									
6-8-L-M	-	-	-	-	-	-	-	-	-	-	-	-	-	-	-	-	-	-	-	-	-	-	-	-	-	-	-	-	-	-	7-4-L-M	-	-	-	-	-	-	-	-	-	-	-	-	-	-	-	-	-	-	-	-	-	-	-	-	-	-	-	-	-	-	Total	11	86	77	177	1,684	13,195	22,930	3,393	112	15	15	15	15	15	15	15	15	15	15	15	15	15	15	15	15	15	15	15	15	Tinged																															3-0-M	-	-	-	-	-	-	-	-	-	-	-	-	-	-	-	-	-	-	-	-	-	-	-	-	-	-	-	-	-	-	4-8-M	-	-	-	-	-	-	-	-	-	-	-	-	-	-	-	-	-	-	-	-	-	-	-	-	-	-	-	-	-	-	5-8-M	-	-	-	-	-	-	-	-	-	-	-	-	-	-	-	-	-	-	-	-	-	-	-	-	-	-	-	-	-	-	6-8-L-M	-	-	-	-	-	-	-	-	-	-	-	-	-	-	-	-	-	-	-	-	-	-	-	-	-	-	-	-	-	-	7-4-L-M	-	-	-	-	-	-	-	-	-	-	-	-	-	-	-	-	-	-	-	-	-	-	-	-	-	-	-	-	-	-	Total	-	-	-	-	-	-	-	-	-	-	-	-	-	-	-	-	-	-	-	-	-	-	-	-	-	-	-	-	-	-	Gray																															3-0-M	-	-	-	-	-	-	-	-	-	-	-	-	-	-	-	-	-	-	-	-	-	-	-	-	-	-	-	-	-	-	4-8-M	-	-	-	-	-	-	-	-	-	-	-	-	-	-	-	-	-	-	-	-	-	-	-	-	-	-	-	-	-	-	5-8-M	-	-	-	-	-	-	-	-	-	-	-	-	-	-	-	-	-	-	-	-	-	-	-	-	-	-	-	-	-	-	6-8-L-M	-	-	-	-	-	-	-	-	-	-	-	-	-	-	-	-	-	-	-	-	-	-	-	-	-	-	-	-	-	-	Total	-	-	-	-	-	-	-	-	-	-	-	-	-	-	-	-	-	-	-	-	-	-	-	-	-	-	-	-	-	-	Below Grade	-	-	-	-	-	-	-	-	-	-	-	-	-	-	-	-	-	-	-	-	-	-	-	-	-	-	-	-	-	-	All grades	117	2,273	2,775	19,489	112,578	649,770	853,514	112,176	15,339	1,226	119	159	130	1,859,364	100.0															All grades	Percent	Percent	Percent	Percent	Percent	Percent	Percent	Percent	Percent	Percent	Percent	Percent	Percent	Percent	Percent	Percent	Percent	Percent	Percent	Percent	Percent	Percent	Percent	Percent	Percent	Percent	Percent	Percent	Percent	Percent		0.1	0.1	0.1	1.0	1.6	7.7	31.9	15.9	0.8	0.1	0.1	0.1	0.1	100.0																																																																																																																																																																																																																																																																																																																																																																																																																																																																																								
7-4-L-M	-	-	-	-	-	-	-	-	-	-	-	-	-	-	-	-	-	-	-	-	-	-	-	-	-	-	-	-	-	-	Total	11	86	77	177	1,684	13,195	22,930	3,393	112	15	15	15	15	15	15	15	15	15	15	15	15	15	15	15	15	15	15	15	15	Tinged																															3-0-M	-	-	-	-	-	-	-	-	-	-	-	-	-	-	-	-	-	-	-	-	-	-	-	-	-	-	-	-	-	-	4-8-M	-	-	-	-	-	-	-	-	-	-	-	-	-	-	-	-	-	-	-	-	-	-	-	-	-	-	-	-	-	-	5-8-M	-	-	-	-	-	-	-	-	-	-	-	-	-	-	-	-	-	-	-	-	-	-	-	-	-	-	-	-	-	-	6-8-L-M	-	-	-	-	-	-	-	-	-	-	-	-	-	-	-	-	-	-	-	-	-	-	-	-	-	-	-	-	-	-	7-4-L-M	-	-	-	-	-	-	-	-	-	-	-	-	-	-	-	-	-	-	-	-	-	-	-	-	-	-	-	-	-	-	Total	-	-	-	-	-	-	-	-	-	-	-	-	-	-	-	-	-	-	-	-	-	-	-	-	-	-	-	-	-	-	Gray																															3-0-M	-	-	-	-	-	-	-	-	-	-	-	-	-	-	-	-	-	-	-	-	-	-	-	-	-	-	-	-	-	-	4-8-M	-	-	-	-	-	-	-	-	-	-	-	-	-	-	-	-	-	-	-	-	-	-	-	-	-	-	-	-	-	-	5-8-M	-	-	-	-	-	-	-	-	-	-	-	-	-	-	-	-	-	-	-	-	-	-	-	-	-	-	-	-	-	-	6-8-L-M	-	-	-	-	-	-	-	-	-	-	-	-	-	-	-	-	-	-	-	-	-	-	-	-	-	-	-	-	-	-	Total	-	-	-	-	-	-	-	-	-	-	-	-	-	-	-	-	-	-	-	-	-	-	-	-	-	-	-	-	-	-	Below Grade	-	-	-	-	-	-	-	-	-	-	-	-	-	-	-	-	-	-	-	-	-	-	-	-	-	-	-	-	-	-	All grades	117	2,273	2,775	19,489	112,578	649,770	853,514	112,176	15,339	1,226	119	159	130	1,859,364	100.0															All grades	Percent	Percent	Percent	Percent	Percent	Percent	Percent	Percent	Percent	Percent	Percent	Percent	Percent	Percent	Percent	Percent	Percent	Percent	Percent	Percent	Percent	Percent	Percent	Percent	Percent	Percent	Percent	Percent	Percent	Percent		0.1	0.1	0.1	1.0	1.6	7.7	31.9	15.9	0.8	0.1	0.1	0.1	0.1	100.0																																																																																																																																																																																																																																																																																																																																																																																																																																																																																																																							
Total	11	86	77	177	1,684	13,195	22,930	3,393	112	15	15	15	15	15	15	15	15	15	15	15	15	15	15	15	15	15	15	15	15	Tinged																															3-0-M	-	-	-	-	-	-	-	-	-	-	-	-	-	-	-	-	-	-	-	-	-	-	-	-	-	-	-	-	-	-	4-8-M	-	-	-	-	-	-	-	-	-	-	-	-	-	-	-	-	-	-	-	-	-	-	-	-	-	-	-	-	-	-	5-8-M	-	-	-	-	-	-	-	-	-	-	-	-	-	-	-	-	-	-	-	-	-	-	-	-	-	-	-	-	-	-	6-8-L-M	-	-	-	-	-	-	-	-	-	-	-	-	-	-	-	-	-	-	-	-	-	-	-	-	-	-	-	-	-	-	7-4-L-M	-	-	-	-	-	-	-	-	-	-	-	-	-	-	-	-	-	-	-	-	-	-	-	-	-	-	-	-	-	-	Total	-	-	-	-	-	-	-	-	-	-	-	-	-	-	-	-	-	-	-	-	-	-	-	-	-	-	-	-	-	-	Gray																															3-0-M	-	-	-	-	-	-	-	-	-	-	-	-	-	-	-	-	-	-	-	-	-	-	-	-	-	-	-	-	-	-	4-8-M	-	-	-	-	-	-	-	-	-	-	-	-	-	-	-	-	-	-	-	-	-	-	-	-	-	-	-	-	-	-	5-8-M	-	-	-	-	-	-	-	-	-	-	-	-	-	-	-	-	-	-	-	-	-	-	-	-	-	-	-	-	-	-	6-8-L-M	-	-	-	-	-	-	-	-	-	-	-	-	-	-	-	-	-	-	-	-	-	-	-	-	-	-	-	-	-	-	Total	-	-	-	-	-	-	-	-	-	-	-	-	-	-	-	-	-	-	-	-	-	-	-	-	-	-	-	-	-	-	Below Grade	-	-	-	-	-	-	-	-	-	-	-	-	-	-	-	-	-	-	-	-	-	-	-	-	-	-	-	-	-	-	All grades	117	2,273	2,775	19,489	112,578	649,770	853,514	112,176	15,339	1,226	119	159	130	1,859,364	100.0															All grades	Percent	Percent	Percent	Percent	Percent	Percent	Percent	Percent	Percent	Percent	Percent	Percent	Percent	Percent	Percent	Percent	Percent	Percent	Percent	Percent	Percent	Percent	Percent	Percent	Percent	Percent	Percent	Percent	Percent	Percent		0.1	0.1	0.1	1.0	1.6	7.7	31.9	15.9	0.8	0.1	0.1	0.1	0.1	100.0																																																																																																																																																																																																																																																																																																																																																																																																																																																																																																																																																						
Tinged																															3-0-M	-	-	-	-	-	-	-	-	-	-	-	-	-	-	-	-	-	-	-	-	-	-	-	-	-	-	-	-	-	-	4-8-M	-	-	-	-	-	-	-	-	-	-	-	-	-	-	-	-	-	-	-	-	-	-	-	-	-	-	-	-	-	-	5-8-M	-	-	-	-	-	-	-	-	-	-	-	-	-	-	-	-	-	-	-	-	-	-	-	-	-	-	-	-	-	-	6-8-L-M	-	-	-	-	-	-	-	-	-	-	-	-	-	-	-	-	-	-	-	-	-	-	-	-	-	-	-	-	-	-	7-4-L-M	-	-	-	-	-	-	-	-	-	-	-	-	-	-	-	-	-	-	-	-	-	-	-	-	-	-	-	-	-	-	Total	-	-	-	-	-	-	-	-	-	-	-	-	-	-	-	-	-	-	-	-	-	-	-	-	-	-	-	-	-	-	Gray																															3-0-M	-	-	-	-	-	-	-	-	-	-	-	-	-	-	-	-	-	-	-	-	-	-	-	-	-	-	-	-	-	-	4-8-M	-	-	-	-	-	-	-	-	-	-	-	-	-	-	-	-	-	-	-	-	-	-	-	-	-	-	-	-	-	-	5-8-M	-	-	-	-	-	-	-	-	-	-	-	-	-	-	-	-	-	-	-	-	-	-	-	-	-	-	-	-	-	-	6-8-L-M	-	-	-	-	-	-	-	-	-	-	-	-	-	-	-	-	-	-	-	-	-	-	-	-	-	-	-	-	-	-	Total	-	-	-	-	-	-	-	-	-	-	-	-	-	-	-	-	-	-	-	-	-	-	-	-	-	-	-	-	-	-	Below Grade	-	-	-	-	-	-	-	-	-	-	-	-	-	-	-	-	-	-	-	-	-	-	-	-	-	-	-	-	-	-	All grades	117	2,273	2,775	19,489	112,578	649,770	853,514	112,176	15,339	1,226	119	159	130	1,859,364	100.0															All grades	Percent	Percent	Percent	Percent	Percent	Percent	Percent	Percent	Percent	Percent	Percent	Percent	Percent	Percent	Percent	Percent	Percent	Percent	Percent	Percent	Percent	Percent	Percent	Percent	Percent	Percent	Percent	Percent	Percent	Percent		0.1	0.1	0.1	1.0	1.6	7.7	31.9	15.9	0.8	0.1	0.1	0.1	0.1	100.0																																																																																																																																																																																																																																																																																																																																																																																																																																																																																																																																																																																				
3-0-M	-	-	-	-	-	-	-	-	-	-	-	-	-	-	-	-	-	-	-	-	-	-	-	-	-	-	-	-	-	-	4-8-M	-	-	-	-	-	-	-	-	-	-	-	-	-	-	-	-	-	-	-	-	-	-	-	-	-	-	-	-	-	-	5-8-M	-	-	-	-	-	-	-	-	-	-	-	-	-	-	-	-	-	-	-	-	-	-	-	-	-	-	-	-	-	-	6-8-L-M	-	-	-	-	-	-	-	-	-	-	-	-	-	-	-	-	-	-	-	-	-	-	-	-	-	-	-	-	-	-	7-4-L-M	-	-	-	-	-	-	-	-	-	-	-	-	-	-	-	-	-	-	-	-	-	-	-	-	-	-	-	-	-	-	Total	-	-	-	-	-	-	-	-	-	-	-	-	-	-	-	-	-	-	-	-	-	-	-	-	-	-	-	-	-	-	Gray																															3-0-M	-	-	-	-	-	-	-	-	-	-	-	-	-	-	-	-	-	-	-	-	-	-	-	-	-	-	-	-	-	-	4-8-M	-	-	-	-	-	-	-	-	-	-	-	-	-	-	-	-	-	-	-	-	-	-	-	-	-	-	-	-	-	-	5-8-M	-	-	-	-	-	-	-	-	-	-	-	-	-	-	-	-	-	-	-	-	-	-	-	-	-	-	-	-	-	-	6-8-L-M	-	-	-	-	-	-	-	-	-	-	-	-	-	-	-	-	-	-	-	-	-	-	-	-	-	-	-	-	-	-	Total	-	-	-	-	-	-	-	-	-	-	-	-	-	-	-	-	-	-	-	-	-	-	-	-	-	-	-	-	-	-	Below Grade	-	-	-	-	-	-	-	-	-	-	-	-	-	-	-	-	-	-	-	-	-	-	-	-	-	-	-	-	-	-	All grades	117	2,273	2,775	19,489	112,578	649,770	853,514	112,176	15,339	1,226	119	159	130	1,859,364	100.0															All grades	Percent	Percent	Percent	Percent	Percent	Percent	Percent	Percent	Percent	Percent	Percent	Percent	Percent	Percent	Percent	Percent	Percent	Percent	Percent	Percent	Percent	Percent	Percent	Percent	Percent	Percent	Percent	Percent	Percent	Percent		0.1	0.1	0.1	1.0	1.6	7.7	31.9	15.9	0.8	0.1	0.1	0.1	0.1	100.0																																																																																																																																																																																																																																																																																																																																																																																																																																																																																																																																																																																																																			
4-8-M	-	-	-	-	-	-	-	-	-	-	-	-	-	-	-	-	-	-	-	-	-	-	-	-	-	-	-	-	-	-	5-8-M	-	-	-	-	-	-	-	-	-	-	-	-	-	-	-	-	-	-	-	-	-	-	-	-	-	-	-	-	-	-	6-8-L-M	-	-	-	-	-	-	-	-	-	-	-	-	-	-	-	-	-	-	-	-	-	-	-	-	-	-	-	-	-	-	7-4-L-M	-	-	-	-	-	-	-	-	-	-	-	-	-	-	-	-	-	-	-	-	-	-	-	-	-	-	-	-	-	-	Total	-	-	-	-	-	-	-	-	-	-	-	-	-	-	-	-	-	-	-	-	-	-	-	-	-	-	-	-	-	-	Gray																															3-0-M	-	-	-	-	-	-	-	-	-	-	-	-	-	-	-	-	-	-	-	-	-	-	-	-	-	-	-	-	-	-	4-8-M	-	-	-	-	-	-	-	-	-	-	-	-	-	-	-	-	-	-	-	-	-	-	-	-	-	-	-	-	-	-	5-8-M	-	-	-	-	-	-	-	-	-	-	-	-	-	-	-	-	-	-	-	-	-	-	-	-	-	-	-	-	-	-	6-8-L-M	-	-	-	-	-	-	-	-	-	-	-	-	-	-	-	-	-	-	-	-	-	-	-	-	-	-	-	-	-	-	Total	-	-	-	-	-	-	-	-	-	-	-	-	-	-	-	-	-	-	-	-	-	-	-	-	-	-	-	-	-	-	Below Grade	-	-	-	-	-	-	-	-	-	-	-	-	-	-	-	-	-	-	-	-	-	-	-	-	-	-	-	-	-	-	All grades	117	2,273	2,775	19,489	112,578	649,770	853,514	112,176	15,339	1,226	119	159	130	1,859,364	100.0															All grades	Percent	Percent	Percent	Percent	Percent	Percent	Percent	Percent	Percent	Percent	Percent	Percent	Percent	Percent	Percent	Percent	Percent	Percent	Percent	Percent	Percent	Percent	Percent	Percent	Percent	Percent	Percent	Percent	Percent	Percent		0.1	0.1	0.1	1.0	1.6	7.7	31.9	15.9	0.8	0.1	0.1	0.1	0.1	100.0																																																																																																																																																																																																																																																																																																																																																																																																																																																																																																																																																																																																																																																		
5-8-M	-	-	-	-	-	-	-	-	-	-	-	-	-	-	-	-	-	-	-	-	-	-	-	-	-	-	-	-	-	-	6-8-L-M	-	-	-	-	-	-	-	-	-	-	-	-	-	-	-	-	-	-	-	-	-	-	-	-	-	-	-	-	-	-	7-4-L-M	-	-	-	-	-	-	-	-	-	-	-	-	-	-	-	-	-	-	-	-	-	-	-	-	-	-	-	-	-	-	Total	-	-	-	-	-	-	-	-	-	-	-	-	-	-	-	-	-	-	-	-	-	-	-	-	-	-	-	-	-	-	Gray																															3-0-M	-	-	-	-	-	-	-	-	-	-	-	-	-	-	-	-	-	-	-	-	-	-	-	-	-	-	-	-	-	-	4-8-M	-	-	-	-	-	-	-	-	-	-	-	-	-	-	-	-	-	-	-	-	-	-	-	-	-	-	-	-	-	-	5-8-M	-	-	-	-	-	-	-	-	-	-	-	-	-	-	-	-	-	-	-	-	-	-	-	-	-	-	-	-	-	-	6-8-L-M	-	-	-	-	-	-	-	-	-	-	-	-	-	-	-	-	-	-	-	-	-	-	-	-	-	-	-	-	-	-	Total	-	-	-	-	-	-	-	-	-	-	-	-	-	-	-	-	-	-	-	-	-	-	-	-	-	-	-	-	-	-	Below Grade	-	-	-	-	-	-	-	-	-	-	-	-	-	-	-	-	-	-	-	-	-	-	-	-	-	-	-	-	-	-	All grades	117	2,273	2,775	19,489	112,578	649,770	853,514	112,176	15,339	1,226	119	159	130	1,859,364	100.0															All grades	Percent	Percent	Percent	Percent	Percent	Percent	Percent	Percent	Percent	Percent	Percent	Percent	Percent	Percent	Percent	Percent	Percent	Percent	Percent	Percent	Percent	Percent	Percent	Percent	Percent	Percent	Percent	Percent	Percent	Percent		0.1	0.1	0.1	1.0	1.6	7.7	31.9	15.9	0.8	0.1	0.1	0.1	0.1	100.0																																																																																																																																																																																																																																																																																																																																																																																																																																																																																																																																																																																																																																																																																	
6-8-L-M	-	-	-	-	-	-	-	-	-	-	-	-	-	-	-	-	-	-	-	-	-	-	-	-	-	-	-	-	-	-	7-4-L-M	-	-	-	-	-	-	-	-	-	-	-	-	-	-	-	-	-	-	-	-	-	-	-	-	-	-	-	-	-	-	Total	-	-	-	-	-	-	-	-	-	-	-	-	-	-	-	-	-	-	-	-	-	-	-	-	-	-	-	-	-	-	Gray																															3-0-M	-	-	-	-	-	-	-	-	-	-	-	-	-	-	-	-	-	-	-	-	-	-	-	-	-	-	-	-	-	-	4-8-M	-	-	-	-	-	-	-	-	-	-	-	-	-	-	-	-	-	-	-	-	-	-	-	-	-	-	-	-	-	-	5-8-M	-	-	-	-	-	-	-	-	-	-	-	-	-	-	-	-	-	-	-	-	-	-	-	-	-	-	-	-	-	-	6-8-L-M	-	-	-	-	-	-	-	-	-	-	-	-	-	-	-	-	-	-	-	-	-	-	-	-	-	-	-	-	-	-	Total	-	-	-	-	-	-	-	-	-	-	-	-	-	-	-	-	-	-	-	-	-	-	-	-	-	-	-	-	-	-	Below Grade	-	-	-	-	-	-	-	-	-	-	-	-	-	-	-	-	-	-	-	-	-	-	-	-	-	-	-	-	-	-	All grades	117	2,273	2,775	19,489	112,578	649,770	853,514	112,176	15,339	1,226	119	159	130	1,859,364	100.0															All grades	Percent	Percent	Percent	Percent	Percent	Percent	Percent	Percent	Percent	Percent	Percent	Percent	Percent	Percent	Percent	Percent	Percent	Percent	Percent	Percent	Percent	Percent	Percent	Percent	Percent	Percent	Percent	Percent	Percent	Percent		0.1	0.1	0.1	1.0	1.6	7.7	31.9	15.9	0.8	0.1	0.1	0.1	0.1	100.0																																																																																																																																																																																																																																																																																																																																																																																																																																																																																																																																																																																																																																																																																																																
7-4-L-M	-	-	-	-	-	-	-	-	-	-	-	-	-	-	-	-	-	-	-	-	-	-	-	-	-	-	-	-	-	-	Total	-	-	-	-	-	-	-	-	-	-	-	-	-	-	-	-	-	-	-	-	-	-	-	-	-	-	-	-	-	-	Gray																															3-0-M	-	-	-	-	-	-	-	-	-	-	-	-	-	-	-	-	-	-	-	-	-	-	-	-	-	-	-	-	-	-	4-8-M	-	-	-	-	-	-	-	-	-	-	-	-	-	-	-	-	-	-	-	-	-	-	-	-	-	-	-	-	-	-	5-8-M	-	-	-	-	-	-	-	-	-	-	-	-	-	-	-	-	-	-	-	-	-	-	-	-	-	-	-	-	-	-	6-8-L-M	-	-	-	-	-	-	-	-	-	-	-	-	-	-	-	-	-	-	-	-	-	-	-	-	-	-	-	-	-	-	Total	-	-	-	-	-	-	-	-	-	-	-	-	-	-	-	-	-	-	-	-	-	-	-	-	-	-	-	-	-	-	Below Grade	-	-	-	-	-	-	-	-	-	-	-	-	-	-	-	-	-	-	-	-	-	-	-	-	-	-	-	-	-	-	All grades	117	2,273	2,775	19,489	112,578	649,770	853,514	112,176	15,339	1,226	119	159	130	1,859,364	100.0															All grades	Percent	Percent	Percent	Percent	Percent	Percent	Percent	Percent	Percent	Percent	Percent	Percent	Percent	Percent	Percent	Percent	Percent	Percent	Percent	Percent	Percent	Percent	Percent	Percent	Percent	Percent	Percent	Percent	Percent	Percent		0.1	0.1	0.1	1.0	1.6	7.7	31.9	15.9	0.8	0.1	0.1	0.1	0.1	100.0																																																																																																																																																																																																																																																																																																																																																																																																																																																																																																																																																																																																																																																																																																																																															
Total	-	-	-	-	-	-	-	-	-	-	-	-	-	-	-	-	-	-	-	-	-	-	-	-	-	-	-	-	-	-	Gray																															3-0-M	-	-	-	-	-	-	-	-	-	-	-	-	-	-	-	-	-	-	-	-	-	-	-	-	-	-	-	-	-	-	4-8-M	-	-	-	-	-	-	-	-	-	-	-	-	-	-	-	-	-	-	-	-	-	-	-	-	-	-	-	-	-	-	5-8-M	-	-	-	-	-	-	-	-	-	-	-	-	-	-	-	-	-	-	-	-	-	-	-	-	-	-	-	-	-	-	6-8-L-M	-	-	-	-	-	-	-	-	-	-	-	-	-	-	-	-	-	-	-	-	-	-	-	-	-	-	-	-	-	-	Total	-	-	-	-	-	-	-	-	-	-	-	-	-	-	-	-	-	-	-	-	-	-	-	-	-	-	-	-	-	-	Below Grade	-	-	-	-	-	-	-	-	-	-	-	-	-	-	-	-	-	-	-	-	-	-	-	-	-	-	-	-	-	-	All grades	117	2,273	2,775	19,489	112,578	649,770	853,514	112,176	15,339	1,226	119	159	130	1,859,364	100.0															All grades	Percent	Percent	Percent	Percent	Percent	Percent	Percent	Percent	Percent	Percent	Percent	Percent	Percent	Percent	Percent	Percent	Percent	Percent	Percent	Percent	Percent	Percent	Percent	Percent	Percent	Percent	Percent	Percent	Percent	Percent		0.1	0.1	0.1	1.0	1.6	7.7	31.9	15.9	0.8	0.1	0.1	0.1	0.1	100.0																																																																																																																																																																																																																																																																																																																																																																																																																																																																																																																																																																																																																																																																																																																																																																														
Gray																															3-0-M	-	-	-	-	-	-	-	-	-	-	-	-	-	-	-	-	-	-	-	-	-	-	-	-	-	-	-	-	-	-	4-8-M	-	-	-	-	-	-	-	-	-	-	-	-	-	-	-	-	-	-	-	-	-	-	-	-	-	-	-	-	-	-	5-8-M	-	-	-	-	-	-	-	-	-	-	-	-	-	-	-	-	-	-	-	-	-	-	-	-	-	-	-	-	-	-	6-8-L-M	-	-	-	-	-	-	-	-	-	-	-	-	-	-	-	-	-	-	-	-	-	-	-	-	-	-	-	-	-	-	Total	-	-	-	-	-	-	-	-	-	-	-	-	-	-	-	-	-	-	-	-	-	-	-	-	-	-	-	-	-	-	Below Grade	-	-	-	-	-	-	-	-	-	-	-	-	-	-	-	-	-	-	-	-	-	-	-	-	-	-	-	-	-	-	All grades	117	2,273	2,775	19,489	112,578	649,770	853,514	112,176	15,339	1,226	119	159	130	1,859,364	100.0															All grades	Percent	Percent	Percent	Percent	Percent	Percent	Percent	Percent	Percent	Percent	Percent	Percent	Percent	Percent	Percent	Percent	Percent	Percent	Percent	Percent	Percent	Percent	Percent	Percent	Percent	Percent	Percent	Percent	Percent	Percent		0.1	0.1	0.1	1.0	1.6	7.7	31.9	15.9	0.8	0.1	0.1	0.1	0.1	100.0																																																																																																																																																																																																																																																																																																																																																																																																																																																																																																																																																																																																																																																																																																																																																																																																													
3-0-M	-	-	-	-	-	-	-	-	-	-	-	-	-	-	-	-	-	-	-	-	-	-	-	-	-	-	-	-	-	-	4-8-M	-	-	-	-	-	-	-	-	-	-	-	-	-	-	-	-	-	-	-	-	-	-	-	-	-	-	-	-	-	-	5-8-M	-	-	-	-	-	-	-	-	-	-	-	-	-	-	-	-	-	-	-	-	-	-	-	-	-	-	-	-	-	-	6-8-L-M	-	-	-	-	-	-	-	-	-	-	-	-	-	-	-	-	-	-	-	-	-	-	-	-	-	-	-	-	-	-	Total	-	-	-	-	-	-	-	-	-	-	-	-	-	-	-	-	-	-	-	-	-	-	-	-	-	-	-	-	-	-	Below Grade	-	-	-	-	-	-	-	-	-	-	-	-	-	-	-	-	-	-	-	-	-	-	-	-	-	-	-	-	-	-	All grades	117	2,273	2,775	19,489	112,578	649,770	853,514	112,176	15,339	1,226	119	159	130	1,859,364	100.0															All grades	Percent	Percent	Percent	Percent	Percent	Percent	Percent	Percent	Percent	Percent	Percent	Percent	Percent	Percent	Percent	Percent	Percent	Percent	Percent	Percent	Percent	Percent	Percent	Percent	Percent	Percent	Percent	Percent	Percent	Percent		0.1	0.1	0.1	1.0	1.6	7.7	31.9	15.9	0.8	0.1	0.1	0.1	0.1	100.0																																																																																																																																																																																																																																																																																																																																																																																																																																																																																																																																																																																																																																																																																																																																																																																																																																												
4-8-M	-	-	-	-	-	-	-	-	-	-	-	-	-	-	-	-	-	-	-	-	-	-	-	-	-	-	-	-	-	-	5-8-M	-	-	-	-	-	-	-	-	-	-	-	-	-	-	-	-	-	-	-	-	-	-	-	-	-	-	-	-	-	-	6-8-L-M	-	-	-	-	-	-	-	-	-	-	-	-	-	-	-	-	-	-	-	-	-	-	-	-	-	-	-	-	-	-	Total	-	-	-	-	-	-	-	-	-	-	-	-	-	-	-	-	-	-	-	-	-	-	-	-	-	-	-	-	-	-	Below Grade	-	-	-	-	-	-	-	-	-	-	-	-	-	-	-	-	-	-	-	-	-	-	-	-	-	-	-	-	-	-	All grades	117	2,273	2,775	19,489	112,578	649,770	853,514	112,176	15,339	1,226	119	159	130	1,859,364	100.0															All grades	Percent	Percent	Percent	Percent	Percent	Percent	Percent	Percent	Percent	Percent	Percent	Percent	Percent	Percent	Percent	Percent	Percent	Percent	Percent	Percent	Percent	Percent	Percent	Percent	Percent	Percent	Percent	Percent	Percent	Percent		0.1	0.1	0.1	1.0	1.6	7.7	31.9	15.9	0.8	0.1	0.1	0.1	0.1	100.0																																																																																																																																																																																																																																																																																																																																																																																																																																																																																																																																																																																																																																																																																																																																																																																																																																																																											
5-8-M	-	-	-	-	-	-	-	-	-	-	-	-	-	-	-	-	-	-	-	-	-	-	-	-	-	-	-	-	-	-	6-8-L-M	-	-	-	-	-	-	-	-	-	-	-	-	-	-	-	-	-	-	-	-	-	-	-	-	-	-	-	-	-	-	Total	-	-	-	-	-	-	-	-	-	-	-	-	-	-	-	-	-	-	-	-	-	-	-	-	-	-	-	-	-	-	Below Grade	-	-	-	-	-	-	-	-	-	-	-	-	-	-	-	-	-	-	-	-	-	-	-	-	-	-	-	-	-	-	All grades	117	2,273	2,775	19,489	112,578	649,770	853,514	112,176	15,339	1,226	119	159	130	1,859,364	100.0															All grades	Percent	Percent	Percent	Percent	Percent	Percent	Percent	Percent	Percent	Percent	Percent	Percent	Percent	Percent	Percent	Percent	Percent	Percent	Percent	Percent	Percent	Percent	Percent	Percent	Percent	Percent	Percent	Percent	Percent	Percent		0.1	0.1	0.1	1.0	1.6	7.7	31.9	15.9	0.8	0.1	0.1	0.1	0.1	100.0																																																																																																																																																																																																																																																																																																																																																																																																																																																																																																																																																																																																																																																																																																																																																																																																																																																																																																										
6-8-L-M	-	-	-	-	-	-	-	-	-	-	-	-	-	-	-	-	-	-	-	-	-	-	-	-	-	-	-	-	-	-	Total	-	-	-	-	-	-	-	-	-	-	-	-	-	-	-	-	-	-	-	-	-	-	-	-	-	-	-	-	-	-	Below Grade	-	-	-	-	-	-	-	-	-	-	-	-	-	-	-	-	-	-	-	-	-	-	-	-	-	-	-	-	-	-	All grades	117	2,273	2,775	19,489	112,578	649,770	853,514	112,176	15,339	1,226	119	159	130	1,859,364	100.0															All grades	Percent	Percent	Percent	Percent	Percent	Percent	Percent	Percent	Percent	Percent	Percent	Percent	Percent	Percent	Percent	Percent	Percent	Percent	Percent	Percent	Percent	Percent	Percent	Percent	Percent	Percent	Percent	Percent	Percent	Percent		0.1	0.1	0.1	1.0	1.6	7.7	31.9	15.9	0.8	0.1	0.1	0.1	0.1	100.0																																																																																																																																																																																																																																																																																																																																																																																																																																																																																																																																																																																																																																																																																																																																																																																																																																																																																																																																									
Total	-	-	-	-	-	-	-	-	-	-	-	-	-	-	-	-	-	-	-	-	-	-	-	-	-	-	-	-	-	-	Below Grade	-	-	-	-	-	-	-	-	-	-	-	-	-	-	-	-	-	-	-	-	-	-	-	-	-	-	-	-	-	-	All grades	117	2,273	2,775	19,489	112,578	649,770	853,514	112,176	15,339	1,226	119	159	130	1,859,364	100.0															All grades	Percent	Percent	Percent	Percent	Percent	Percent	Percent	Percent	Percent	Percent	Percent	Percent	Percent	Percent	Percent	Percent	Percent	Percent	Percent	Percent	Percent	Percent	Percent	Percent	Percent	Percent	Percent	Percent	Percent	Percent		0.1	0.1	0.1	1.0	1.6	7.7	31.9	15.9	0.8	0.1	0.1	0.1	0.1	100.0																																																																																																																																																																																																																																																																																																																																																																																																																																																																																																																																																																																																																																																																																																																																																																																																																																																																																																																																																																								
Below Grade	-	-	-	-	-	-	-	-	-	-	-	-	-	-	-	-	-	-	-	-	-	-	-	-	-	-	-	-	-	-	All grades	117	2,273	2,775	19,489	112,578	649,770	853,514	112,176	15,339	1,226	119	159	130	1,859,364	100.0															All grades	Percent	Percent	Percent	Percent	Percent	Percent	Percent	Percent	Percent	Percent	Percent	Percent	Percent	Percent	Percent	Percent	Percent	Percent	Percent	Percent	Percent	Percent	Percent	Percent	Percent	Percent	Percent	Percent	Percent	Percent		0.1	0.1	0.1	1.0	1.6	7.7	31.9	15.9	0.8	0.1	0.1	0.1	0.1	100.0																																																																																																																																																																																																																																																																																																																																																																																																																																																																																																																																																																																																																																																																																																																																																																																																																																																																																																																																																																																																							
All grades	117	2,273	2,775	19,489	112,578	649,770	853,514	112,176	15,339	1,226	119	159	130	1,859,364	100.0															All grades	Percent	Percent	Percent	Percent	Percent	Percent	Percent	Percent	Percent	Percent	Percent	Percent	Percent	Percent	Percent	Percent	Percent	Percent	Percent	Percent	Percent	Percent	Percent	Percent	Percent	Percent	Percent	Percent	Percent	Percent		0.1	0.1	0.1	1.0	1.6	7.7	31.9	15.9	0.8	0.1	0.1	0.1	0.1	100.0																																																																																																																																																																																																																																																																																																																																																																																																																																																																																																																																																																																																																																																																																																																																																																																																																																																																																																																																																																																																																																						
All grades	Percent	Percent	Percent	Percent	Percent	Percent	Percent	Percent	Percent	Percent	Percent	Percent	Percent	Percent	Percent	Percent	Percent	Percent	Percent	Percent	Percent	Percent	Percent	Percent	Percent	Percent	Percent	Percent	Percent	Percent																																																																																																																																																																																																																																																																																																																																																																																																																																																																																																																																																																																																																																																																																																																																																																																																																																																																																																																																																																																																																																																																																			
	0.1	0.1	0.1	1.0	1.6	7.7	31.9	15.9	0.8	0.1	0.1	0.1	0.1	100.0																																																																																																																																																																																																																																																																																																																																																																																																																																																																																																																																																																																																																																																																																																																																																																																																																																																																																																																																																																																																																																																																																																			

1/ As reported by the Bureau of the Census, running bales, linters excluded.
 * Less than 0.05 percent.
 Percentage rough preparation..... 0.4
 Grade index..... 99.2
 Average staple length..... 33.5

Table 21.-- Grade and staple length of upland cotton ginned in Missouri, 1952-53

Grade	13/16 inch:		7/8 inch:		29/32 inch:		15/16 inch:		1 inch:		1-1/32 inch:		1-1/16 inch:		1-1/8 inch:		1-5/32 inch:		1-3/16 inch:		1-7/32 inch:		1-1/4 inch and longer:		
	Bales	Percent	Bales	Percent	Bales	Percent	Bales	Percent	Bales	Percent	Bales	Percent	Bales	Percent	Bales	Percent	Bales	Percent	Bales	Percent	Bales	Percent	Bales	Percent	
Whites:																									
1-N.F.	-	-	-	-	-	-	-	-	-	-	-	-	-	-	-	-	-	-	-	-	-	-	-	-	-
2-S.O.N.	-	-	-	-	-	-	-	-	-	-	-	-	-	-	-	-	-	-	-	-	-	-	-	-	-
3-O.N.	-	-	-	-	-	-	-	-	-	-	-	-	-	-	-	-	-	-	-	-	-	-	-	-	-
4-S.N.	11	-	63	180	588	54	152	885	54	588	57	19,084	91	19,084	78	553	10	5,010	23	112,188	41	100	204	0.1	
5-N.	284	-	284	302	5,877	422	2,157	2,157	5,877	5,877	17,304	21,873	112,188	21,873	21,873	553	4,506	21,873	4,506	21,873	39	592	29,352	7.4	
6-S.L.N.	44	-	44	-	2,157	88	2,157	10	2,157	2,157	22,874	36,190	10,878	36,190	10,878	89	508	10,878	508	71	71	32	66,545	16.9	
7-L.N.	-	-	-	-	-	-	-	-	-	-	-	-	-	-	-	-	-	-	-	-	-	-	-	-	-
8-S.O.O.	-	-	-	-	-	-	-	-	-	-	-	-	-	-	-	-	-	-	-	-	-	-	-	-	-
9-O.O.	-	-	-	-	-	-	-	-	-	-	-	-	-	-	-	-	-	-	-	-	-	-	-	-	-
Total.....	402	-	482	1,311	761	14,119	93,426	181,994	31,952	740	94	90	724	326,115	82.5										
Spotted:																									
3-O.N.	-	-	-	-	-	-	-	-	-	-	-	-	-	-	-	-	-	-	-	-	-	-	-	-	-
4-S.N.	-	-	-	-	-	-	-	-	-	-	-	-	-	-	-	-	-	-	-	-	-	-	-	-	-
5-N.	10	-	10	-	173	24	1,111	37	11	11	11	11	11	11	11	11	11	11	11	11	11	11	11	11	
6-S.L.N.	-	-	-	-	663	1,607	1,607	1,607	1,607	1,607	1,607	1,607	1,607	1,607	1,607	1,607	1,607	1,607	1,607	1,607	1,607	1,607	1,607	1,607	
7-L.N.	-	-	-	-	2,108	4,212	7,319	1,077	10	10	10	10	10	10	10	10	10	10	10	10	10	10	10	10	
Total.....	10	-	10	327	369	7,156	24,066	23,772	2,786	193	13	13	18	58,720	15.0										
Tinged:																									
3-G.N.	-	-	-	-	-	-	-	-	-	-	-	-	-	-	-	-	-	-	-	-	-	-	-	-	-
4-S.N.	-	-	-	-	-	-	-	-	-	-	-	-	-	-	-	-	-	-	-	-	-	-	-	-	-
5-N.	-	-	-	-	-	-	-	-	-	-	-	-	-	-	-	-	-	-	-	-	-	-	-	-	-
6-S.L.N.	-	-	-	-	-	-	-	-	-	-	-	-	-	-	-	-	-	-	-	-	-	-	-	-	-
7-L.N.	11	-	11	-	276	276	98	-	-	-	-	-	-	-	-	-	-	-	-	-	-	-	-	-	
Total.....	11	-	11	-	302	186	19	-	-	-	-	-	-	590	.1										
Greys:																									
3-O.N.	-	-	-	-	-	-	-	-	-	-	-	-	-	-	-	-	-	-	-	-	-	-	-	-	-
4-S.N.	-	-	-	-	-	-	-	-	-	-	-	-	-	-	-	-	-	-	-	-	-	-	-	-	-
5-N.	9	-	9	-	113	1,215	92	1,555	79	-	-	-	-	-	-	-	-	-	-	-	-	-	-	-	-
6-S.L.N.	-	-	-	-	186	1,771	1,003	1,771	30	-	-	-	-	-	-	-	-	-	-	-	-	-	-	-	-
7-L.N.	-	-	-	-	-	-	76	122	-	-	-	-	-	-	-	-	-	-	-	-	-	-	-	-	-
Total.....	9	-	9	-	309	3,154	4,720	285	-	-	-	-	-	8,177	2.3										
Below Grade.....	-	-	-	-	78	-	119	13	-	-	-	-	-	275	.1										
All grades.....	432	-	482	1,732	1,126	21,951	120,981	210,518	35,023	933	94	103	762	394,137	100.0										
All grades.....	-	0.1	0.1	0.1	0.3	5.6	30.7	53.4	8.9	0.2	*	*	*	100.0											

1/ As reported by the Bureau of the Census, running bales, linters excluded.
 * Less than 0.05 percent.
 Percentages rough preparation..... *
 Grade index..... 95.2
 Average staple length..... 33.7

Table 22. -- Grade and staple length of upland cotton ginned in New Mexico, 1952-53

Grade	1 1/16 inch and shorter		7/8 inch		29/32 inch		15/16 inch		31/32 inch		1 inch		1-1/32 inches		1-1/16 inches		1-1/8 inches		1-5/32 inches		1-3/16 inches		1-7/32 inches		1-1/4 inches and longer		All lengths																																																																																																																																																																																																																																																																																																																																																																																																																																																																																																																																																																																																																																																																																																																																																																																																																																																																																																																																																																																																																																																																																																																																																																																																																																																																																																																																																																																																																				
	Bales	Percent	Bales	Percent	Bales	Percent	Bales	Percent	Bales	Percent	Bales	Percent	Bales	Percent	Bales	Percent	Bales	Percent	Bales	Percent	Bales	Percent	Bales	Percent	Bales	Percent	Bales	Percent																																																																																																																																																																																																																																																																																																																																																																																																																																																																																																																																																																																																																																																																																																																																																																																																																																																																																																																																																																																																																																																																																																																																																																																																																																																																																																																																																																																																																			
Extra Whites:																														3-0.M.	8		33		52		113		2		5		6		26		1,507		3,098		776		59		5,500		1.9			4-0.M.	66		106		290		821		536		2,276		13,281		7,110		23,683		10,215		5,120		522		67,368		24.7				5-0.M.	76		106		527		1,351		376		2,680		25,881		25,153		25,199		15,322		607		16		109,668		36.5				6-0.M.	74		536		1,000		2,135		376		4,397		6,485		5,759		6,829		3,781		117		1		32,950		10.9				7-0.M.	52		683		7		1,523		16		157		1,224		288		567		178		6		-		6,499		2.2				8-0.0.	25		233		-		458		-		133		64		2		10		-		-		-		3,473		1.2				9-0.0.	-		-		-		-		-		-		-		-		-		-		-		-		911		.3				Total	299		2,631		976		5,163		1,213		7,594		17,196		41,371		43,029		63,191		62,511		7,044		698		257,989		85.7				Whites:																														1-M.P.	-		-		-		-		-		-		-		-		-		-		-		-		-	-	-	-	-	-	-	2-0.M.	-		-		-		-		-		-		-		-		-		-		-		-		-	-	-	-	-	-	-	-	3-0.M.	-		-		-		-		-		-		-		-		-		-		-		-		-	-	-	-	-	-	-	-	4-0.M.	-		-		-		-		-		-		-		-		-		-		-		-		-	-	-	-	-	-	-	-	5-M.	8		137		201		319		92		64		10		5		-		-		-		-		-	27						6-S.L.M.	71		392		434		512		103		71		18		13		3		-		-		-		-	968		.3					7-L.M.	25		118		84		83		32		19		7		1		1		-		-		-		-	370		.1					8-0.0.	4		18		10		10		1		3		-		-		-		-		-		-		-	10						9-0.0.	5		4		1		-		-		-		-		-		-		-		-		-		-	10						Total	63		661		813		964		231		341		38		19		4		-		-		-		-	2,958		.9					Spotted:																															3-0.M.	1		947		773		1,403		197		1,681		9		13		8		13		-		-		-	76						4-0.M.	552		3,556		2,013		3,195		686		2,728		1,757		709		94		61		-		-		-	9,078		2.7					5-M.	554		3,356		595		3,198		125		1,460		369		53		38		8		-		-		-	15,176		5.1					6-S.L.M.	471		1,699		29		2,686		17		437		20		43		12		5		-		-		-	10,060		3.3					7-L.M.	-		-		-		-		-		-		-		-		-		-		-		-		-	4,119		1.5					Total	1,724		9,559		3,412		9,591		1,327		6,315		3,650		1,809		427		213		71		-		-	34,097		12.6						Tinged:																															3-0.M.	12		17		16		6		1		-		-		-		-		-		-		-		-	52							4-0.M.	36		17		9		18		-		-		-		-		-		-		-		-		-	109							5-M.	15		15		2		7		1		-		-		-		-		-		-		-		-	40							6-S.L.M.	9		-		-		1		-		-		-		-		-		-		-		-		-	15							7-L.M.	-		-		-		-		-		-		-		-		-		-		-		-		-	-	-	-	-	-	-	-	Total	70		84		27		32		2		3		-		-		-		-		-		-		-	218								Gray:																															3-0.M.	-		1		2		21		2		9		5		6		11		24		9		-		-	89							4-0.M.	3		31		11		35		4		35		36		117		86		133		37		-		-	538		.2					5-M.	8		8		3		23		-		15		5		8		55		43		6		-		-	176		.1					6-S.L.M.	9		-		-		-		-		3		-		-		5		5		-		-		-	17							Total	20		40		16		79		6		62		46		131		162		205		51		-		-	813		.3						Below Grade	360		636		-		254		-		24		-		17		-		7		-		-		-	1,298		.4					All grades	2,536		13,611		5,244		16,093		2,779		14,159		20,930		43,346		48,622		63,616		67,665		7,046		698		301,278		100.0					All lengths	0.8		4.5		1.7		5.3		0.9		4.7		6.9		11.4		16.2		21.2		20.9		2.3		0.2	100.0							
3-0.M.	8		33		52		113		2		5		6		26		1,507		3,098		776		59		5,500		1.9																																																																																																																																																																																																																																																																																																																																																																																																																																																																																																																																																																																																																																																																																																																																																																																																																																																																																																																																																																																																																																																																																																																																																																																																																																																																																																																																																																																																																				
4-0.M.	66		106		290		821		536		2,276		13,281		7,110		23,683		10,215		5,120		522		67,368		24.7																																																																																																																																																																																																																																																																																																																																																																																																																																																																																																																																																																																																																																																																																																																																																																																																																																																																																																																																																																																																																																																																																																																																																																																																																																																																																																																																																																																																																				
5-0.M.	76		106		527		1,351		376		2,680		25,881		25,153		25,199		15,322		607		16		109,668		36.5																																																																																																																																																																																																																																																																																																																																																																																																																																																																																																																																																																																																																																																																																																																																																																																																																																																																																																																																																																																																																																																																																																																																																																																																																																																																																																																																																																																																																				
6-0.M.	74		536		1,000		2,135		376		4,397		6,485		5,759		6,829		3,781		117		1		32,950		10.9																																																																																																																																																																																																																																																																																																																																																																																																																																																																																																																																																																																																																																																																																																																																																																																																																																																																																																																																																																																																																																																																																																																																																																																																																																																																																																																																																																																																																				
7-0.M.	52		683		7		1,523		16		157		1,224		288		567		178		6		-		6,499		2.2																																																																																																																																																																																																																																																																																																																																																																																																																																																																																																																																																																																																																																																																																																																																																																																																																																																																																																																																																																																																																																																																																																																																																																																																																																																																																																																																																																																																																				
8-0.0.	25		233		-		458		-		133		64		2		10		-		-		-		3,473		1.2																																																																																																																																																																																																																																																																																																																																																																																																																																																																																																																																																																																																																																																																																																																																																																																																																																																																																																																																																																																																																																																																																																																																																																																																																																																																																																																																																																																																																				
9-0.0.	-		-		-		-		-		-		-		-		-		-		-		-		911		.3																																																																																																																																																																																																																																																																																																																																																																																																																																																																																																																																																																																																																																																																																																																																																																																																																																																																																																																																																																																																																																																																																																																																																																																																																																																																																																																																																																																																																				
Total	299		2,631		976		5,163		1,213		7,594		17,196		41,371		43,029		63,191		62,511		7,044		698		257,989		85.7																																																																																																																																																																																																																																																																																																																																																																																																																																																																																																																																																																																																																																																																																																																																																																																																																																																																																																																																																																																																																																																																																																																																																																																																																																																																																																																																																																																																																		
Whites:																														1-M.P.	-		-		-		-		-		-		-		-		-		-		-		-		-	-	-	-	-	-	-	2-0.M.	-		-		-		-		-		-		-		-		-		-		-		-		-	-	-	-	-	-	-	-	3-0.M.	-		-		-		-		-		-		-		-		-		-		-		-		-	-	-	-	-	-	-	-	4-0.M.	-		-		-		-		-		-		-		-		-		-		-		-		-	-	-	-	-	-	-	-	5-M.	8		137		201		319		92		64		10		5		-		-		-		-		-	27						6-S.L.M.	71		392		434		512		103		71		18		13		3		-		-		-		-	968		.3					7-L.M.	25		118		84		83		32		19		7		1		1		-		-		-		-	370		.1					8-0.0.	4		18		10		10		1		3		-		-		-		-		-		-		-	10						9-0.0.	5		4		1		-		-		-		-		-		-		-		-		-		-	10						Total	63		661		813		964		231		341		38		19		4		-		-		-		-	2,958		.9					Spotted:																															3-0.M.	1		947		773		1,403		197		1,681		9		13		8		13		-		-		-	76						4-0.M.	552		3,556		2,013		3,195		686		2,728		1,757		709		94		61		-		-		-	9,078		2.7					5-M.	554		3,356		595		3,198		125		1,460		369		53		38		8		-		-		-	15,176		5.1					6-S.L.M.	471		1,699		29		2,686		17		437		20		43		12		5		-		-		-	10,060		3.3					7-L.M.	-		-		-		-		-		-		-		-		-		-		-		-		-	4,119		1.5					Total	1,724		9,559		3,412		9,591		1,327		6,315		3,650		1,809		427		213		71		-		-	34,097		12.6						Tinged:																															3-0.M.	12		17		16		6		1		-		-		-		-		-		-		-		-	52							4-0.M.	36		17		9		18		-		-		-		-		-		-		-		-		-	109							5-M.	15		15		2		7		1		-		-		-		-		-		-		-		-	40							6-S.L.M.	9		-		-		1		-		-		-		-		-		-		-		-		-	15							7-L.M.	-		-		-		-		-		-		-		-		-		-		-		-		-	-	-	-	-	-	-	-	Total	70		84		27		32		2		3		-		-		-		-		-		-		-	218								Gray:																															3-0.M.	-		1		2		21		2		9		5		6		11		24		9		-		-	89							4-0.M.	3		31		11		35		4		35		36		117		86		133		37		-		-	538		.2					5-M.	8		8		3		23		-		15		5		8		55		43		6		-		-	176		.1					6-S.L.M.	9		-		-		-		-		3		-		-		5		5		-		-		-	17							Total	20		40		16		79		6		62		46		131		162		205		51		-		-	813		.3						Below Grade	360		636		-		254		-		24		-		17		-		7		-		-		-	1,298		.4					All grades	2,536		13,611		5,244		16,093		2,779		14,159		20,930		43,346		48,622		63,616		67,665		7,046		698		301,278		100.0					All lengths	0.8		4.5		1.7		5.3		0.9		4.7		6.9		11.4		16.2		21.2		20.9		2.3		0.2	100.0																																																																																																																																																																																																																																																																																														
1-M.P.	-		-		-		-		-		-		-		-		-		-		-		-		-	-	-	-	-	-	-																																																																																																																																																																																																																																																																																																																																																																																																																																																																																																																																																																																																																																																																																																																																																																																																																																																																																																																																																																																																																																																																																																																																																																																																																																																																																																																																																																																																																
2-0.M.	-		-		-		-		-		-		-		-		-		-		-		-		-	-	-	-	-	-	-	-																																																																																																																																																																																																																																																																																																																																																																																																																																																																																																																																																																																																																																																																																																																																																																																																																																																																																																																																																																																																																																																																																																																																																																																																																																																																																																																																																																																																															
3-0.M.	-		-		-		-		-		-		-		-		-		-		-		-		-	-	-	-	-	-	-	-																																																																																																																																																																																																																																																																																																																																																																																																																																																																																																																																																																																																																																																																																																																																																																																																																																																																																																																																																																																																																																																																																																																																																																																																																																																																																																																																																																																																															
4-0.M.	-		-		-		-		-		-		-		-		-		-		-		-		-	-	-	-	-	-	-	-																																																																																																																																																																																																																																																																																																																																																																																																																																																																																																																																																																																																																																																																																																																																																																																																																																																																																																																																																																																																																																																																																																																																																																																																																																																																																																																																																																																																															
5-M.	8		137		201		319		92		64		10		5		-		-		-		-		-	27																																																																																																																																																																																																																																																																																																																																																																																																																																																																																																																																																																																																																																																																																																																																																																																																																																																																																																																																																																																																																																																																																																																																																																																																																																																																																																																																																																																																																					
6-S.L.M.	71		392		434		512		103		71		18		13		3		-		-		-		-	968		.3																																																																																																																																																																																																																																																																																																																																																																																																																																																																																																																																																																																																																																																																																																																																																																																																																																																																																																																																																																																																																																																																																																																																																																																																																																																																																																																																																																																																																			
7-L.M.	25		118		84		83		32		19		7		1		1		-		-		-		-	370		.1																																																																																																																																																																																																																																																																																																																																																																																																																																																																																																																																																																																																																																																																																																																																																																																																																																																																																																																																																																																																																																																																																																																																																																																																																																																																																																																																																																																																																			
8-0.0.	4		18		10		10		1		3		-		-		-		-		-		-		-	10																																																																																																																																																																																																																																																																																																																																																																																																																																																																																																																																																																																																																																																																																																																																																																																																																																																																																																																																																																																																																																																																																																																																																																																																																																																																																																																																																																																																																					
9-0.0.	5		4		1		-		-		-		-		-		-		-		-		-		-	10																																																																																																																																																																																																																																																																																																																																																																																																																																																																																																																																																																																																																																																																																																																																																																																																																																																																																																																																																																																																																																																																																																																																																																																																																																																																																																																																																																																																																					
Total	63		661		813		964		231		341		38		19		4		-		-		-		-	2,958		.9																																																																																																																																																																																																																																																																																																																																																																																																																																																																																																																																																																																																																																																																																																																																																																																																																																																																																																																																																																																																																																																																																																																																																																																																																																																																																																																																																																																																																			
Spotted:																															3-0.M.	1		947		773		1,403		197		1,681		9		13		8		13		-		-		-	76						4-0.M.	552		3,556		2,013		3,195		686		2,728		1,757		709		94		61		-		-		-	9,078		2.7					5-M.	554		3,356		595		3,198		125		1,460		369		53		38		8		-		-		-	15,176		5.1					6-S.L.M.	471		1,699		29		2,686		17		437		20		43		12		5		-		-		-	10,060		3.3					7-L.M.	-		-		-		-		-		-		-		-		-		-		-		-		-	4,119		1.5					Total	1,724		9,559		3,412		9,591		1,327		6,315		3,650		1,809		427		213		71		-		-	34,097		12.6						Tinged:																															3-0.M.	12		17		16		6		1		-		-		-		-		-		-		-		-	52							4-0.M.	36		17		9		18		-		-		-		-		-		-		-		-		-	109							5-M.	15		15		2		7		1		-		-		-		-		-		-		-		-	40							6-S.L.M.	9		-		-		1		-		-		-		-		-		-		-		-		-	15							7-L.M.	-		-		-		-		-		-		-		-		-		-		-		-		-	-	-	-	-	-	-	-	Total	70		84		27		32		2		3		-		-		-		-		-		-		-	218								Gray:																															3-0.M.	-		1		2		21		2		9		5		6		11		24		9		-		-	89							4-0.M.	3		31		11		35		4		35		36		117		86		133		37		-		-	538		.2					5-M.	8		8		3		23		-		15		5		8		55		43		6		-		-	176		.1					6-S.L.M.	9		-		-		-		-		3		-		-		5		5		-		-		-	17							Total	20		40		16		79		6		62		46		131		162		205		51		-		-	813		.3						Below Grade	360		636		-		254		-		24		-		17		-		7		-		-		-	1,298		.4					All grades	2,536		13,611		5,244		16,093		2,779		14,159		20,930		43,346		48,622		63,616		67,665		7,046		698		301,278		100.0					All lengths	0.8		4.5		1.7		5.3		0.9		4.7		6.9		11.4		16.2		21.2		20.9		2.3		0.2	100.0																																																																																																																																																																																																																																																																																																																																																																																																																																																																																																																																																																																																																																																																		
3-0.M.	1		947		773		1,403		197		1,681		9		13		8		13		-		-		-	76																																																																																																																																																																																																																																																																																																																																																																																																																																																																																																																																																																																																																																																																																																																																																																																																																																																																																																																																																																																																																																																																																																																																																																																																																																																																																																																																																																																																																					
4-0.M.	552		3,556		2,013		3,195		686		2,728		1,757		709		94		61		-		-		-	9,078		2.7																																																																																																																																																																																																																																																																																																																																																																																																																																																																																																																																																																																																																																																																																																																																																																																																																																																																																																																																																																																																																																																																																																																																																																																																																																																																																																																																																																																																																			
5-M.	554		3,356		595		3,198		125		1,460		369		53		38		8		-		-		-	15,176		5.1																																																																																																																																																																																																																																																																																																																																																																																																																																																																																																																																																																																																																																																																																																																																																																																																																																																																																																																																																																																																																																																																																																																																																																																																																																																																																																																																																																																																																			
6-S.L.M.	471		1,699		29		2,686		17		437		20		43		12		5		-		-		-	10,060		3.3																																																																																																																																																																																																																																																																																																																																																																																																																																																																																																																																																																																																																																																																																																																																																																																																																																																																																																																																																																																																																																																																																																																																																																																																																																																																																																																																																																																																																			
7-L.M.	-		-		-		-		-		-		-		-		-		-		-		-		-	4,119		1.5																																																																																																																																																																																																																																																																																																																																																																																																																																																																																																																																																																																																																																																																																																																																																																																																																																																																																																																																																																																																																																																																																																																																																																																																																																																																																																																																																																																																																			
Total	1,724		9,559		3,412		9,591		1,327		6,315		3,650		1,809		427		213		71		-		-	34,097		12.6																																																																																																																																																																																																																																																																																																																																																																																																																																																																																																																																																																																																																																																																																																																																																																																																																																																																																																																																																																																																																																																																																																																																																																																																																																																																																																																																																																																																																			
Tinged:																															3-0.M.	12		17		16		6		1		-		-		-		-		-		-		-		-	52							4-0.M.	36		17		9		18		-		-		-		-		-		-		-		-		-	109							5-M.	15		15		2		7		1		-		-		-		-		-		-		-		-	40							6-S.L.M.	9		-		-		1		-		-		-		-		-		-		-		-		-	15							7-L.M.	-		-		-		-		-		-		-		-		-		-		-		-		-	-	-	-	-	-	-	-	Total	70		84		27		32		2		3		-		-		-		-		-		-		-	218								Gray:																															3-0.M.	-		1		2		21		2		9		5		6		11		24		9		-		-	89							4-0.M.	3		31		11		35		4		35		36		117		86		133		37		-		-	538		.2					5-M.	8		8		3		23		-		15		5		8		55		43		6		-		-	176		.1					6-S.L.M.	9		-		-		-		-		3		-		-		5		5		-		-		-	17							Total	20		40		16		79		6		62		46		131		162		205		51		-		-	813		.3						Below Grade	360		636		-		254		-		24		-		17		-		7		-		-		-	1,298		.4					All grades	2,536		13,611		5,244		16,093		2,779		14,159		20,930		43,346		48,622		63,616		67,665		7,046		698		301,278		100.0					All lengths	0.8		4.5		1.7		5.3		0.9		4.7		6.9		11.4		16.2		21.2		20.9		2.3		0.2	100.0																																																																																																																																																																																																																																																																																																																																																																																																																																																																																																																																																																																																																																																																																																																																																																																																																																																																																																							
3-0.M.	12		17		16		6		1		-		-		-		-		-		-		-		-	52																																																																																																																																																																																																																																																																																																																																																																																																																																																																																																																																																																																																																																																																																																																																																																																																																																																																																																																																																																																																																																																																																																																																																																																																																																																																																																																																																																																																																					
4-0.M.	36		17		9		18		-		-		-		-		-		-		-		-		-	109																																																																																																																																																																																																																																																																																																																																																																																																																																																																																																																																																																																																																																																																																																																																																																																																																																																																																																																																																																																																																																																																																																																																																																																																																																																																																																																																																																																																																					
5-M.	15		15		2		7		1		-		-		-		-		-		-		-		-	40																																																																																																																																																																																																																																																																																																																																																																																																																																																																																																																																																																																																																																																																																																																																																																																																																																																																																																																																																																																																																																																																																																																																																																																																																																																																																																																																																																																																																					
6-S.L.M.	9		-		-		1		-		-		-		-		-		-		-		-		-	15																																																																																																																																																																																																																																																																																																																																																																																																																																																																																																																																																																																																																																																																																																																																																																																																																																																																																																																																																																																																																																																																																																																																																																																																																																																																																																																																																																																																																					
7-L.M.	-		-		-		-		-		-		-		-		-		-		-		-		-	-	-	-	-	-	-	-																																																																																																																																																																																																																																																																																																																																																																																																																																																																																																																																																																																																																																																																																																																																																																																																																																																																																																																																																																																																																																																																																																																																																																																																																																																																																																																																																																																																															
Total	70		84		27		32		2		3		-		-		-		-		-		-		-	218																																																																																																																																																																																																																																																																																																																																																																																																																																																																																																																																																																																																																																																																																																																																																																																																																																																																																																																																																																																																																																																																																																																																																																																																																																																																																																																																																																																																																					
Gray:																															3-0.M.	-		1		2		21		2		9		5		6		11		24		9		-		-	89							4-0.M.	3		31		11		35		4		35		36		117		86		133		37		-		-	538		.2					5-M.	8		8		3		23		-		15		5		8		55		43		6		-		-	176		.1					6-S.L.M.	9		-		-		-		-		3		-		-		5		5		-		-		-	17							Total	20		40		16		79		6		62		46		131		162		205		51		-		-	813		.3						Below Grade	360		636		-		254		-		24		-		17		-		7		-		-		-	1,298		.4					All grades	2,536		13,611		5,244		16,093		2,779		14,159		20,930		43,346		48,622		63,616		67,665		7,046		698		301,278		100.0					All lengths	0.8		4.5		1.7		5.3		0.9		4.7		6.9		11.4		16.2		21.2		20.9		2.3		0.2	100.0																																																																																																																																																																																																																																																																																																																																																																																																																																																																																																																																																																																																																																																																																																																																																																																																																																																																																																																																																																																																																																																																																																																																													
3-0.M.	-		1		2		21		2		9		5		6		11		24		9		-		-	89																																																																																																																																																																																																																																																																																																																																																																																																																																																																																																																																																																																																																																																																																																																																																																																																																																																																																																																																																																																																																																																																																																																																																																																																																																																																																																																																																																																																																					
4-0.M.	3		31		11		35		4		35		36		117		86		133		37		-		-	538		.2																																																																																																																																																																																																																																																																																																																																																																																																																																																																																																																																																																																																																																																																																																																																																																																																																																																																																																																																																																																																																																																																																																																																																																																																																																																																																																																																																																																																																			
5-M.	8		8		3		23		-		15		5		8		55		43		6		-		-	176		.1																																																																																																																																																																																																																																																																																																																																																																																																																																																																																																																																																																																																																																																																																																																																																																																																																																																																																																																																																																																																																																																																																																																																																																																																																																																																																																																																																																																																																			
6-S.L.M.	9		-		-		-		-		3		-		-		5		5		-		-		-	17																																																																																																																																																																																																																																																																																																																																																																																																																																																																																																																																																																																																																																																																																																																																																																																																																																																																																																																																																																																																																																																																																																																																																																																																																																																																																																																																																																																																																					
Total	20		40		16		79		6		62		46		131		162		205		51		-		-	813		.3																																																																																																																																																																																																																																																																																																																																																																																																																																																																																																																																																																																																																																																																																																																																																																																																																																																																																																																																																																																																																																																																																																																																																																																																																																																																																																																																																																																																																			
Below Grade	360		636		-		254		-		24		-		17		-		7		-		-		-	1,298		.4																																																																																																																																																																																																																																																																																																																																																																																																																																																																																																																																																																																																																																																																																																																																																																																																																																																																																																																																																																																																																																																																																																																																																																																																																																																																																																																																																																																																																			
All grades	2,536		13,611		5,244		16,093		2,779		14,159		20,930		43,346		48,622		63,616		67,665		7,046		698		301,278		100.0																																																																																																																																																																																																																																																																																																																																																																																																																																																																																																																																																																																																																																																																																																																																																																																																																																																																																																																																																																																																																																																																																																																																																																																																																																																																																																																																																																																																																		
All lengths	0.8		4.5		1.7		5.3		0.9		4.7		6.9		11.4		16.2		21.2		20.9		2.3		0.2	100.0																																																																																																																																																																																																																																																																																																																																																																																																																																																																																																																																																																																																																																																																																																																																																																																																																																																																																																																																																																																																																																																																																																																																																																																																																																																																																																																																																																																																																					

2/ As reported by the Bureau of the Census, running bales, linters excluded.
 * Less than 0.05 percent.

Percentage rough preparation 0.2
 Grade index 91.5
 Average staple length 34.5

Table 25. -- Grade and staple length of upland cotton ginned in South Carolina, 1952-53

Grade	13/16 inch and shorter		7/8 inch		29/32 inch		15/16 inch		1 inch		1-1/32 inch		1-1/16 inch		1-1/8 inch		1-5/32 inch		1-3/16 inch		1-7/32 inch		1-1/4 inch		All lengths				
	Bales	Percent	Bales	Percent	Bales	Percent	Bales	Percent	Bales	Percent	Bales	Percent	Bales	Percent	Bales	Percent	Bales	Percent	Bales	Percent	Bales	Percent	Bales	Percent	Bales	Percent			
Whites:																													
1-W.F.	-	-	-	-	-	-	-	-	-	-	-	-	-	-	-	-	-	-	-	-	-	-	-	-	-	-	-		
2-S.O.M.	-	-	-	-	-	-	-	-	-	-	-	-	-	-	-	-	-	-	-	-	-	-	-	-	-	-	-		
3-G.M.	-	-	-	-	-	-	-	-	-	-	-	-	-	-	-	-	-	-	-	-	-	-	-	-	-	-	-		
4-S.M.	-	-	-	-	30	30	1,067	3,369	225	225	6,657	6,657	4,276	4,276	136	136	90	90	20	20	26	26	-	-	16,361	2.4			
5-M.	-	-	150	302	4,579	19,457	60,907	67,636	67,636	67,636	6,090	6,090	36,180	36,180	998	998	116	116	28	28	30	30	-	-	196,523	29.3			
6-S.L.M.	-	-	1,372	3,308	28,733	67,489	112,335	64,911	64,911	20,833	1,658	280	280	31	31	-	-	-	-	-	-	-	-	-	-	297,015	44.3		
7-L.M.	-	-	2,506	6,613	37,877	18,737	32,513	1,908	1,908	597	10	-	-	-	-	-	-	-	-	-	-	-	-	-	-	133,802	19.9		
8-S.O.O.	-	-	824	183	6,137	2,762	1,868	30	30	-	-	-	-	-	-	-	-	-	-	-	-	-	-	-	-	12,125	1.8		
9-G.O.	-	-	498	153	712	196	109	-	-	-	-	-	-	-	-	-	-	-	-	-	-	-	-	-	-	1,668	.2		
Total	21	5,390	10,930	74,263	139,708	211,061	114,182	61,886	8,281	1,418	261	73	34	26	657,534	97.9													
Spotted:																													
3-G.M.	-	-	-	-	13	75	81	12	12	-	-	-	-	-	-	-	-	-	-	-	-	-	-	-	-	191	.6		
4-S.M.	-	-	82	35	351	1,829	1,454	797	797	219	219	-	-	-	-	-	-	-	-	-	-	-	-	-	-	4,167	.6		
5-M.	-	-	26	63	623	1,672	991	395	395	27	27	-	-	-	-	-	-	-	-	-	-	-	-	-	-	2,367	.4		
6-S.L.M.	-	-	9	117	307	304	210	30	30	11	11	-	-	-	-	-	-	-	-	-	-	-	-	-	-	1,068	.2		
7-L.M.	-	-	33	34	160	43	19	-	-	-	-	-	-	-	-	-	-	-	-	-	-	-	-	-	-	299	.4		
Total	-	150	229	1,294	2,163	2,755	1,224	257	-	-	-	-	-	-	-	-	-	-	-	-	-	-	-	-	-	8,072	1.2		
Tinged:																													
3-G.M.	-	-	-	-	-	-	-	-	-	-	-	-	-	-	-	-	-	-	-	-	-	-	-	-	-	-	-	-	
4-S.M.	-	-	-	-	-	-	-	-	-	-	-	-	-	-	-	-	-	-	-	-	-	-	-	-	-	-	-	-	
5-M.	-	-	-	-	-	-	-	-	-	-	-	-	-	-	-	-	-	-	-	-	-	-	-	-	-	-	-	-	
6-S.L.M.	-	-	-	-	34	7	28	-	-	-	-	-	-	-	-	-	-	-	-	-	-	-	-	-	-	-	7	.1	
7-L.M.	-	-	-	-	14	-	-	-	-	-	-	-	-	-	-	-	-	-	-	-	-	-	-	-	-	-	14	.2	
Total	-	-	-	-	48	7	28	7	-	-	-	-	-	-	-	-	-	-	-	-	-	-	-	-	-	-	90	.1	
Gray:																													
3-G.M.	-	-	18	131	1,060	1,164	38	29	29	-	-	-	-	-	-	-	-	-	-	-	-	-	-	-	-	-	67	.5	
4-S.M.	-	-	13	145	324	642	662	61	61	-	-	-	-	-	-	-	-	-	-	-	-	-	-	-	-	-	3,194	.5	
5-M.	-	-	11	-	52	35	10	-	-	-	-	-	-	-	-	-	-	-	-	-	-	-	-	-	-	-	1,752	.3	
6-S.L.M.	-	-	-	-	-	-	-	-	-	-	-	-	-	-	-	-	-	-	-	-	-	-	-	-	-	-	109	.3	
Total	-	47	176	1,416	1,841	1,174	167	-	-	-	-	-	-	-	-	-	-	-	-	-	-	-	-	-	-	-	5,121	.8	
Below Grade	18	86	-	32	-	19	-	-	-	-	-	-	-	-	-	-	-	-	-	-	-	-	-	-	-	-	155	.1	
All grades	39	5,673	11,335	77,053	143,719	215,337	115,590	62,113	9,281	1,418	261	73	34	26	670,972	100.0													
All grades	Percent	Percent	Percent	Percent	Percent	Percent	Percent	Percent	Percent	Percent	Percent	Percent	Percent	Percent	Percent	Percent	Percent	Percent	Percent	Percent	Percent	Percent	Percent	Percent	Percent	Percent	Percent	Percent	Percent
	0.8	1.7	11.5	21.4	32.1	21.7	9.3	1.2	0.2	-	-	-	-	-	100.0														

1/ As reported by the Bureau of the Census, running bales, linters excluded.
 * Less than 0.05 percent.
 Percentage rough preparation 1.0
 Grade index 93.8
 Average staple length 31.9

Table 26. -- Grade and staple length of upland cotton ginned in Tennessee, 1952-53

Grade	1 1/16 inch		7/8		29/32		15/16		31/32		1		1-1/32		1-1/16		1-1/8		1-5/32		1-3/16		1-7/32		1-1/4		
	Bales	Percent	Bales	Percent	Bales	Percent	Bales	Percent	Bales	Percent	Bales	Percent	Bales	Percent	Bales	Percent	Bales	Percent	Bales	Percent	Bales	Percent	Bales	Percent	Bales	Percent	
Whites																											
1-S-F	-	-	-	-	-	-	-	-	-	-	-	-	-	-	-	-	-	-	-	-	-	-	-	-	-	-	-
2-S-O-N	-	-	-	-	-	-	-	-	-	-	-	-	-	-	-	-	-	-	-	-	-	-	-	-	-	-	-
3-O-N	27	9	1,395	14	7	60	56	174	12,632	60	60	176	176	2,442	21,978	176	11	-	-	-	-	-	-	-	350	0.1	
4-S-M	613	27	2,584	28	2,584	28	21,978	21,978	96,378	28	176	18,000	18,000	18,000	11	3	-	-	14	91	7	-	-	51,065	8.2		
5-N	296	13	1,117	12	1,117	12	16,310	16,310	19,131	21	163	1,630	6,019	6,019	23	23	-	-	88	88	-	-	-	339,362	51.5		
6-S-L-N	-	-	-	-	-	-	-	-	-	-	-	-	-	-	-	-	-	-	-	-	-	-	-	-	-	111,187	15.8
7-L-M	-	-	-	-	-	-	-	-	-	-	-	-	-	-	-	-	-	-	-	-	-	-	-	-	-	27,271	3.7
8-S-O-O	-	-	-	-	-	-	-	-	-	-	-	-	-	-	-	-	-	-	-	-	-	-	-	-	-	10,560	1.4
9-O-O	-	-	-	-	-	-	-	-	-	-	-	-	-	-	-	-	-	-	-	-	-	-	-	-	-	606	0.1
Total	934	3,677	4,222	12,797	12,655	59,294	175,593	271,154	27,288	2,146	153	81	-	-	7	570,301	91.6										
Spotted																											
3-O-M	-	-	-	-	-	-	-	-	-	-	-	-	-	-	-	-	-	-	-	-	-	-	-	-	-	-	-
4-S-M	11	97	103	287	159	507	1,413	21	128	21	128	-	-	-	-	-	-	-	-	-	-	-	-	-	21	0.6	
5-M	-	-	-	654	582	3,314	7,870	7,586	360	74	-	-	-	-	-	-	-	-	-	-	-	-	-	-	-	4,026	1.6
6-S-L-M	-	-	1	91	441	2,369	6,038	4,971	209	68	-	-	-	-	-	-	-	-	-	-	-	-	-	-	-	20,574	3.3
7-L-M	-	-	2	219	17	1,893	4,636	3,589	115	68	-	-	-	-	-	-	-	-	-	-	-	-	-	-	-	13,485	2.2
Total	11	108	512	1,436	1,199	8,083	19,957	16,618	812	112	-	-	-	-	-	-	-	-	-	-	-	-	-	-	-	10,813	1.7
Finged																											
3-O-M	-	-	-	-	-	-	-	-	-	-	-	-	-	-	-	-	-	-	-	-	-	-	-	-	-	-	-
4-S-M	-	-	-	-	-	-	-	-	-	-	-	-	-	-	-	-	-	-	-	-	-	-	-	-	-	-	-
5-M	-	-	-	-	-	-	-	-	-	-	-	-	-	-	-	-	-	-	-	-	-	-	-	-	-	-	-
6-S-L-M	-	-	-	-	-	-	-	-	-	-	-	-	-	-	-	-	-	-	-	-	-	-	-	-	-	-	-
7-L-M	-	-	-	-	-	-	-	-	-	-	-	-	-	-	-	-	-	-	-	-	-	-	-	-	-	-	-
Total	-	-	-	-	-	-	-	-	-	-	-	-	-	-	-	-	-	-	-	-	-	-	-	-	-	-	-
Gray																											
3-O-M	-	-	-	-	-	-	-	-	-	-	-	-	-	-	-	-	-	-	-	-	-	-	-	-	-	-	-
4-S-M	-	-	-	-	-	-	-	-	-	-	-	-	-	-	-	-	-	-	-	-	-	-	-	-	-	-	-
5-M	-	-	-	-	-	-	-	-	-	-	-	-	-	-	-	-	-	-	-	-	-	-	-	-	-	-	-
6-S-L-M	-	-	-	-	-	-	-	-	-	-	-	-	-	-	-	-	-	-	-	-	-	-	-	-	-	-	-
7-L-M	-	-	-	-	-	-	-	-	-	-	-	-	-	-	-	-	-	-	-	-	-	-	-	-	-	-	-
Total	-	-	-	-	-	-	-	-	-	-	-	-	-	-	-	-	-	-	-	-	-	-	-	-	-	-	-
Below Grade	-	-	-	-	-	-	-	-	-	-	-	-	-	-	-	-	-	-	-	-	-	-	-	-	-	-	-
All grades	945	3,800	4,735	11,421	13,866	67,905	196,030	288,133	28,114	2,588	153	122	-	-	7	621,119	100.0										
All grades	0.2	0.6	0.8	2.3	2.2	10.9	31.6	16.4	1.5	0.4	*	*	*	*	*	100.0											

*/ As reported by the Bureau of the Census, running bales, linters excluded.

* Less than 0.05 percent.
Percentage rough preparation..... 0.7
Grade index..... 96.8
Average staple length..... 33.3

Table 27. -- Grade and staple length of upland cotton ginned in Texas, 1952-53

Grade	3/8 inch		7/8		29/32		15/16		1		1-1/32		1-1/16		1-1/8		1-1/4		1-1/2		1-3/4		All lengths
	Bales	Percent	Bales	Percent	Bales	Percent	Bales	Percent	Bales	Percent	Bales	Percent	Bales	Percent	Bales	Percent	Bales	Percent	Bales	Percent	Bales	Percent	
Extra Whites	-	-	-	-	-	-	33	773	36	2,047	255	3,866	18,633	42,704	47,229	59,304	20,766	3,905	532	190,549	5.4	-	-
3-60's	-	-	-	-	-	-	-	-	19	809	117	60	19,830	32,631	715	223	24	2,185	0.1	-	-	-	
4-60's	-	-	-	-	-	-	-	905	5,921	23,421	11,792	14,039	14,792	2,961	961	2,039	277	165,939	1.8	-	-	-	
5-60's	-	-	-	-	68	9	-	223	1,118	1,200	1,118	15,918	18,523	1,792	4,792	991	22	19,137	1.8	-	-	-	
6-60's	-	-	-	-	28	4	-	1,377	5,515	7,000	5,113	5,515	2,709	1,118	1,118	8	-	2	15,022	1.1	-	-	
7-60's	-	-	-	-	61	3	-	273	359	1,401	1,236	1,236	1,159	66	-	-	-	-	2,500	1.1	-	-	
8-60's	-	-	-	-	253	27	-	776	1,118	1,118	1,118	8	-	-	-	-	-	-	915	0.1	-	-	
9-60's	-	-	-	-	25	312	-	307	161	-	-	-	-	-	-	-	-	-	-	-	-	-	
Total	-	-	-	-	33	773	36	2,047	255	3,866	18,633	42,704	47,229	59,304	20,766	3,905	532	190,549	5.4	-	-	-	
Whites	-	-	-	-	-	-	-	-	-	-	-	-	-	-	-	-	-	-	-	-	-	-	
1-40's	-	-	-	-	-	-	-	-	-	-	-	-	-	-	-	-	-	-	-	-	-	-	
2-40's	-	-	-	-	553	2,548	4,730	2,078	872	217	-	-	-	-	-	-	-	-	-	-	-	-	
3-40's	106	1,603	24,940	13,127	67,112	45,939	83,281	93,525	70,707	35	13	11	11	11	11	11	11	11	11	11	11	11	
4-40's	1,899	71,966	171,994	163,317	187,433	176,766	215,281	215,281	215,281	35	35	35	35	35	35	35	35	35	35	35	35	35	
5-40's	3,356	79,787	130,192	93,807	101,065	73,364	61,245	59,073	59,073	115	115	115	115	115	115	115	115	115	115	115	115	115	
6-40's	994	20,303	45,091	33,372	39,170	20,754	18,292	10,425	4,212	19	19	19	19	19	19	19	19	19	19	19	19	19	
7-40's	27	2,077	6,877	7,218	2,182	2,064	862	182	-	-	-	-	-	-	-	-	-	-	-	-	-	-	
8-40's	12	733	1,359	671	80	251	-	-	-	-	-	-	-	-	-	-	-	-	-	-	-	-	
Total	6,394	100,312	393,306	303,677	409,895	279,986	171,377	162,949	164,622	550	35	51	51	51	51	51	51	51	51	51	51	51	
Spotted	-	-	-	-	-	-	-	-	-	-	-	-	-	-	-	-	-	-	-	-	-	-	
1-40's	5	369	598	311	302	266	185	23	23	19	9	23	33	19	19	19	19	19	19	19	19	19	
2-40's	1,657	58,895	107,046	66,136	37,710	1,610	3,404	65	1,253	23	23	23	23	23	23	23	23	23	23	23	23	23	
3-40's	3,163	116,625	314,509	184,672	70,868	17,666	6,666	3,788	3,788	128	16	16	16	16	16	16	16	16	16	16	16	16	
4-40's	530	35,494	130,018	69,671	23,464	3,203	4,159	1,134	1,134	72	9	9	9	9	9	9	9	9	9	9	9	9	
5-40's	116	8,330	13,135	4,891	5,283	351	1,365	119	119	24	24	24	24	24	24	24	24	24	24	24	24	24	
Total	5,771	219,713	563,296	321,681	137,666	24,096	15,638	6,790	5,118	133	133	133	133	133	133	133	133	133	133	133	133	133	
Tinged	-	-	-	-	-	-	-	-	-	-	-	-	-	-	-	-	-	-	-	-	-	-	
1-40's	26	2,643	5,008	1,030	277	11	7	16	-	-	-	-	-	-	-	-	-	-	-	-	-	-	
2-40's	59	7,125	9,878	2,203	216	57	23	7	-	-	-	-	-	-	-	-	-	-	-	-	-	-	
3-40's	8	1,485	1,485	305	11	7	-	-	-	-	-	-	-	-	-	-	-	-	-	-	-	-	
4-40's	6	126	-	-	23	-	-	-	-	-	-	-	-	-	-	-	-	-	-	-	-	-	
Total	99	11,563	16,504	3,573	784	89	37	16	16	16	16	16	16	16	16	16	16	16	16	16	16	16	
Yellow Stained	-	-	-	-	-	-	-	-	-	-	-	-	-	-	-	-	-	-	-	-	-	-	
1-40's	-	-	-	-	-	-	-	-	-	-	-	-	-	-	-	-	-	-	-	-	-	-	
2-40's	8	369	177	31	-	-	-	-	-	-	-	-	-	-	-	-	-	-	-	-	-	-	
3-40's	0	625	261	168	-	-	-	-	-	-	-	-	-	-	-	-	-	-	-	-	-	-	
Total	8	994	438	199	-	-	-	-	-	-	-	-	-	-	-	-	-	-	-	-	-	-	
Grey	-	-	-	-	-	-	-	-	-	-	-	-	-	-	-	-	-	-	-	-	-	-	
1-40's	20	68	55	263	212	124	19	12	19	19	19	19	19	19	19	19	19	19	19	19	19	19	
2-40's	-	-	208	875	577	711	358	54	33	33	33	33	33	33	33	33	33	33	33	33	33	33	
3-40's	-	-	130	711	580	180	-	-	-	-	-	-	-	-	-	-	-	-	-	-	-	-	
Total	20	188	1,464	1,650	1,369	1,62	122	75	75	75	75	75	75	75	75	75	75	75	75	75	75	75	
Below Grade	33	612	1,066	88	710	-	61	79	-	8	-	-	-	-	-	-	-	-	-	-	-	-	
All grades	12,395	143,420	976,890	676,533	552,576	296,684	210,286	187,632	186,492	60,512	148,271	186,492	60,512	20,817	4,014	512	3,701,701,942	100.0	-	-	-	-	
All grades	0.3	11.2	26.1	16.3	11.9	8.0	5.7	5.1	5.0	1.6	1.3	1.3	0.6	0.1	0.1	0.1	0.1	0.1	0.1	0.1	0.1	0.1	

As reported by the Bureau of the Census, running bales, linters excluded.
 1/ Less than 0.05 percent.
 2/ Percentage rough preparation..... 0.1
 3/ Grade index..... 92.2
 4/ Average staple length..... 29.7

Table 28. -- Grade and staple length of upland cotton ginned in Virginia, 1952-53

Grade	13/16 inch and shorter		7/8 inch		29/32 inch		15/16 inch		31/32 inch		1 inch		1-1/8 inches		1-1/4 inches		1-3/16 inches		1-1/2 inches		1-7/16 inches and longer		All lengths	
	Bales	Percent	Bales	Percent	Bales	Percent	Bales	Percent	Bales	Percent	Bales	Percent	Bales	Percent	Bales	Percent	Bales	Percent	Bales	Percent	Bales	Percent	Bales	Percent
Whites:																								
1-M.F.	-	-	-	-	-	-	-	-	-	-	-	-	-	-	-	-	-	-	-	-	-	-	-	-
2-S.G.M.	-	-	-	-	-	-	-	-	-	-	-	-	-	-	-	-	-	-	-	-	-	-	-	-
3-O.M.	-	-	-	-	-	-	-	-	-	-	-	-	-	-	-	-	-	-	-	-	-	-	-	-
4-S.M.	-	-	-	-	-	-	-	-	-	-	-	-	-	-	-	-	-	-	-	-	-	-	-	-
5-M.	-	-	-	-	-	-	-	-	-	-	-	-	-	-	-	-	-	-	-	-	-	-	-	-
6-S.L.M.	-	-	-	-	-	-	-	-	-	-	-	-	-	-	-	-	-	-	-	-	-	-	-	-
7-L.M.	-	-	-	-	-	-	-	-	-	-	-	-	-	-	-	-	-	-	-	-	-	-	-	-
8-S.G.O.	-	-	-	-	-	-	-	-	-	-	-	-	-	-	-	-	-	-	-	-	-	-	-	-
9-G.O.	-	-	-	-	-	-	-	-	-	-	-	-	-	-	-	-	-	-	-	-	-	-	-	-
Total	50	1,825	12,258	5,007	222	-	-	-	-	-	-	-	-	-	-	-	-	-	-	-	-	-	19,362	95.8
Spotted:																								
3-O.M.	-	-	-	-	-	-	-	-	-	-	-	-	-	-	-	-	-	-	-	-	-	-	-	-
4-S.M.	-	-	-	-	-	-	-	-	-	-	-	-	-	-	-	-	-	-	-	-	-	-	-	-
5-M.	-	-	-	-	-	-	-	-	-	-	-	-	-	-	-	-	-	-	-	-	-	-	-	-
6-S.L.M.	-	-	-	-	-	-	-	-	-	-	-	-	-	-	-	-	-	-	-	-	-	-	-	-
7-L.M.	-	-	-	-	-	-	-	-	-	-	-	-	-	-	-	-	-	-	-	-	-	-	-	-
Total	-	-	40	337	121	46	-	-	-	-	-	-	-	-	-	-	-	-	-	-	-	-	544	2.6
Grays:																								
3-O.M.	-	-	-	-	-	-	-	-	-	-	-	-	-	-	-	-	-	-	-	-	-	-	-	-
4-S.M.	-	-	-	-	-	-	-	-	-	-	-	-	-	-	-	-	-	-	-	-	-	-	-	-
5-M.	-	-	-	-	-	-	-	-	-	-	-	-	-	-	-	-	-	-	-	-	-	-	-	-
6-S.L.M.	-	-	-	-	-	-	-	-	-	-	-	-	-	-	-	-	-	-	-	-	-	-	-	-
7-L.M.	-	-	-	-	-	-	-	-	-	-	-	-	-	-	-	-	-	-	-	-	-	-	-	-
Total	-	-	-	298	26	-	-	-	-	-	-	-	-	-	-	-	-	-	-	-	-	-	324	1.6
All grades	-	-	50	1,865	12,893	5,154	268	-	-	-	-	-	-	-	-	-	-	-	-	-	-	-	19,230	100.0
All grades	-	-	0.2	9.2	63.8	25.5	1.3	-	-	-	-	-	-	-	-	-	-	-	-	-	-	-	100.0	-

1/ As reported by the Bureau of the Census, running bales, linters excluded.
 * Less than 0.05 percent.
 Percentage rough preparation 6.6
 Grade index 91.4
 Average staple length 33.2

Table 29. --Grade and staple length of upland cotton ginned, during specified periods, by States, 1952-53

Grade and staple length	ALABAMA						ARIZONA					
	Prior to Sept. 1	September	October	November	After Nov. 30	Total Crop	Prior to Sept. 1	September	October	November	After Nov. 30	Total Crop
Extra Whites												
3-0.M.	-	-	-	-	-	16	-	852	447	148	-	1,461
4-0.M.	-	-	-	-	-	-	4,095	27,813	39,263	18,370	4,261	93,792
5-M.	-	-	-	-	-	-	6,498	41,168	113,166	87,617	58,349	306,708
6-5.L.M.	-	-	-	-	-	-	385	4,931	54,618	70,871	135,273	246,078
7-L.M.	-	-	-	-	-	-	-	472	8,025	16,552	60,951	86,051
8-5.O.O.	-	-	-	-	-	-	-	-	366	1,335	13,339	15,045
9-O.O.	-	-	-	-	-	-	3	-	33	91	1,620	3,732
Total	-	-	-	-	-	-	10,927	75,296	215,893	196,934	255,807	752,857
White:												
1-M.F.	-	-	-	-	-	-	-	-	-	-	-	-
2-0.O.M.	-	-	-	-	-	-	-	-	-	-	-	-
3-0.M.	12	58	168	49	-	777	-	-	-	-	-	-
4-0.M.	4,999	47,458	10,981	589	86	58,583	-	-	-	-	-	-
5-M.	59,319	215,140	115,095	14,128	2,421	456,303	-	-	-	-	-	-
6-5.L.M.	29,309	103,687	136,495	25,343	3,007	278,241	-	-	-	-	-	-
7-L.M.	2,710	13,470	11,965	6,182	1,717	35,474	-	-	-	-	-	-
8-5.O.O.	66	916	693	921	252	2,865	-	-	-	-	-	-
9-O.O.	-	66	81	101	26	274	-	-	-	-	-	-
Total	95,685	396,435	285,368	47,603	7,409	832,500	-	-	-	-	-	-
Spotteds												
3-0.M.	12	118	40	31	-	201	11	357	517	212	1,216	2,313
4-0.M.	2,927	5,098	9,190	5,899	145	22,259	140	1,497	6,482	5,228	22,957	36,304
5-M.	1,851	5,458	11,001	10,135	627	29,082	26	372	4,398	8,958	36,199	49,953
6-5.L.M.	372	1,728	2,797	3,144	995	8,560	-	-	873	3,160	21,963	26,988
7-L.M.	58	131	135	377	576	1,777	-	12	46	282	9,277	9,615
Total	5,730	12,633	22,163	20,090	2,343	61,859	177	2,468	12,316	17,820	91,612	126,173
Tinged:												
3-0.M.	-	-	-	-	6	6	-	-	-	-	10	10
4-0.M.	-	14	16	135	-	165	-	-	-	24	270	294
5-M.	-	49	47	241	58	290	-	-	-	33	2,367	2,400
6-5.L.M.	-	-	16	119	390	145	-	-	-	14	2,148	2,162
7-L.M.	-	-	-	111	114	225	-	-	-	-	1,004	1,004
Total	-	63	74	506	508	1,151	-	-	-	71	5,799	5,870
Yellow Stained:												
3-0.M.	-	-	-	-	-	-	-	-	-	-	-	-
4-0.M.	-	-	-	-	-	-	-	-	-	-	-	-
5-M.	-	-	-	10	23	33	-	-	-	-	-	-
Total	-	-	-	10	23	33	-	-	-	-	-	-
Gray:												
3-0.M.	-	-	19	41	-	63	-	-	-	-	-	-
4-0.M.	-	13	598	195	91	1,198	-	-	2	61	308	371
5-M.	-	-	176	37	50	263	-	-	-	23	2,201	2,234
6-5.L.M.	-	-	-	-	-	-	-	-	11	33	1,490	1,526
Total	-	13	793	572	141	1,524	-	-	13	117	3,999	4,119
Below Grade	-	-	-	40	18	58	7	-	30	40	2,122	2,199
All grades	100,915	408,544	308,398	68,826	10,442	1,897,125	11,111	77,544	228,252	212,982	359,329	1,889,218
Grade index	97.8	98.2	96.8	93.6	90.7	97.2	101.2	101.0	98.5	96.4	91.1	95.3
Staple length (inches)												
1 1/16 and shorter	10	691	562	188	79	1,530	-	-	-	4	230	234
7/8	183	3,961	4,380	1,130	192	9,466	-	-	2	45	13	1,680
29/32	55	8,495	5,174	632	52	14,408	-	-	-	2	-	3
15/16	1,179	46,500	31,662	8,443	634	90,118	10	4	13	17	6,373	6,112
31/32	983	66,167	27,985	4,312	430	99,877	-	-	35	14	15,955	15,336
1	16,433	146,440	99,163	21,576	3,881	287,793	20	541	1,163	1,287	47,888	50,956
1-1/32	57,320	107,007	99,287	24,877	3,682	292,173	1,828	19,449	90,766	79,375	446,743	338,111
1-1/16	24,533	25,070	36,361	7,468	1,337	96,769	6,836	48,292	116,326	116,529	133,576	473,559
1-1/32	209	1,482	2,762	177	135	5,165	2,366	7,999	10,164	5,247	6,277	36,951
1-1/8	-	29	411	-	-	690	-	48	86	4,561	4,986	11,517
1-5/32	10	72	207	-	-	289	-	447	2,995	2,999	173	6,199
1-3/16	-	-	88	23	-	111	-	-	199	16	-	257
1-7/32	-	-	11	-	-	11	-	-	11	-	-	13
1-1/4 and longer	-	-	45	-	-	45	-	-	-	-	-	-
All lengths	100,915	408,544	308,398	68,826	10,442	1,897,125	11,111	77,544	228,252	212,982	359,329	1,889,218
Average staple length (308 inches)	33.0	31.9	32.2	32.2	32.4	32.1	34.0	33.9	33.7	33.7	33.1	33.5

1/ As reported by the Bureau of the Census, running bales, lintars excluded.

Table 30. -- Grade and staple length of upland cotton ginned, during specified periods, by States, 1952-53

Grade and staple length	ARKANSAS						CALIFORNIA					
	Prior to Sept. 1	September	October	November	After Nov. 30	Total crop	Prior to Sept. 1	September	October	November	After Nov. 30	Total crop
Extra White:												
3-0.M.	-	-	-	-	-	-	13	144	1,821	2,187	26	4,191
4-0.M.	-	-	-	-	-	-	2,647	20,268	77,615	12,950	3,894	117,374
5-M.	-	-	-	-	-	-	3,077	45,725	207,444	144,886	26,573	427,655
6-0.L.M.	-	-	-	-	-	-	180	10,629	270,076	274,211	68,878	623,974
7-L.M.	-	-	-	-	-	-	10	987	113,418	147,508	99,977	360,900
8-0.O.	-	-	-	-	-	-	6	34	9,506	18,082	64,196	91,824
9-0.O.	-	-	-	-	-	-	1	3	589	1,987	29,178	31,758
Total	-	-	-	-	-	-	5,884	77,790	680,469	631,811	291,722	1,687,676
White:												
1-M.F.	-	-	-	-	-	-	-	-	-	-	-	-
2-0.O.M.	-	-	-	-	-	-	-	-	-	-	-	-
3-0.M.	-	1,978	4,884	195	-	-	7,079	-	-	-	-	-
4-0.M.	2,635	80,004	29,512	2,789	119	115,059	-	-	-	-	-	-
5-M.	6,547	362,509	340,323	26,553	2,966	736,898	-	-	-	-	-	-
6-0.L.M.	191	58,064	165,922	60,012	6,342	288,531	-	-	-	4,090	-	4,090
7-L.M.	-	2,369	13,861	17,010	8,346	41,586	-	-	-	1,016	-	1,016
8-0.O.	3	62	1,193	5,076	7,139	13,473	-	-	6	3	-	9
9-0.O.	-	10	121	531	1,537	2,199	-	-	-	1	-	21
Total	9,398	502,996	555,816	110,166	26,449	1,204,825	-	20	6	5,110	-	5,136
Spotted:												
3-0.M.	3	-	134	441	33	611	-	11	44	263	131	429
4-0.M.	-	435	7,844	16,267	1,376	25,922	16	287	699	1,340	2,159	4,501
5-M.	-	472	2,996	26,349	7,603	37,420	6	466	1,714	9,191	7,373	18,750
6-0.L.M.	-	258	362	14,465	13,305	28,390	5	78	1,046	9,591	9,282	20,002
7-L.M.	-	28	182	7,805	25,304	33,319	-	14	99	2,473	14,374	16,960
Total	3	1,193	11,518	65,327	47,621	125,662	27	856	3,602	22,838	33,319	60,642
Tinged:												
3-0.M.	-	-	8	13	-	21	-	-	-	-	-	-
4-0.M.	-	-	-	123	72	195	-	-	-	-	27	27
5-M.	-	-	7	333	901	1,241	-	-	-	3	409	412
6-0.L.M.	-	-	7	74	1,841	1,922	-	-	-	10	1,707	1,717
7-L.M.	-	-	-	42	5,486	5,528	-	-	-	-	833	833
Total	-	-	22	585	8,300	8,907	-	-	-	13	2,976	2,989
Gray:												
3-0.M.	-	13	108	97	79	297	-	1	28	344	251	624
4-0.M.	-	29	683	870	290	1,822	-	5	45	2,674	4,234	6,958
5-M.	-	44	415	394	1,25	978	-	14	151	5,250	23,463	28,878
6-0.L.M.	-	-	-	17	59	76	-	16	20	1,216	19,691	20,945
Total	-	86	1,206	1,328	553	3,173	-	36	244	9,484	47,641	57,405
Below Grade	-	-	19	195	825	1,039	-	3	96	568	7,608	8,275
All grades	9,401	504,275	568,581	177,601	83,748	1,243,606	5,911	78,705	684,417	669,824	383,266	1,822,123
Grade index	101.0	99.9	98.0	92.0	81.2	96.9	101.5	99.9	95.2	93.0	83.9	92.3
Staple length (inches)												
3/16 and shorter	-	1,268	575	30	-	1,853	-	-	1	-	110	111
7/8	77	5,648	3,835	445	42	10,047	-	-	3	-	823	826
29/32	46	3,963	2,640	367	-	7,016	-	-	1	-	28	29
15/16	237	12,965	9,170	1,810	668	24,950	-	22	2	18	2,439	2,481
31/32	240	17,673	11,282	1,199	2,287	32,681	1	11	2	13	4,692	4,719
1	1,807	101,573	98,727	27,088	20,591	249,786	168	903	520	873	20,460	22,924
1-1/32	4,492	186,402	208,915	88,606	42,782	531,197	2,893	19,182	69,289	77,585	90,010	258,959
1-1/16	2,095	155,720	212,843	54,245	16,240	441,143	2,723	49,255	141,276	388,517	221,456	1,103,227
1-3/32	373	17,631	20,014	3,409	1,013	42,440	126	9,084	167,920	192,515	41,342	411,087
1-1/8	22	1,152	541	337	106	2,158	-	247	5,372	10,136	1,885	17,640
1-5/32	-	202	19	55	19	295	-	-	32	67	13	112
1-3/16	6	52	20	10	-	88	-	-	-	-	8	8
1-7/32	6	23	-	-	-	29	-	-	-	-	-	-
1-1/4 and longer	-	23	-	-	-	23	-	-	-	-	-	-
All lengths	9,401	504,275	568,581	177,601	83,748	1,243,606	5,911	78,705	684,417	669,824	383,266	1,822,123
Average staple length (324 inches)	32.9	32.9	33.1	33.1	32.9	33.0	33.5	33.9	34.2	34.2	33.7	34.1

1/ As reported by the Bureau of the Census, running bales, excluding linters.

Table 31. --Grade and staple length of upland cotton ginned, during specified periods, by States, 1952-53

Grade and staple length	FLORIDA						GEORGIA					
	Prior to Sept. 1	September	October	November	After Nov. 30	Total Crop	Prior to Sept. 1	September	October	November	After Nov. 30	Total Crop
Grade	Bales	Bales	Bales	Bales	Bales	Bales	Bales	Bales	Bales	Bales	Bales	Bales
Whites												
1-M.F.	-	-	-	-	-	-	-	-	-	-	-	-
2-S.O.M.	-	-	-	-	-	-	-	-	-	-	-	-
3-O.M.	-	-	-	-	-	-	207	1,487	21	-	-	1,715
4-S.M.	35	28	4	-	-	67	5,443	17,744	2,832	574	64	26,654
5-M.	4,923	2,332	1,558	76	-	7,889	76,014	134,635	67,996	11,969	1,864	299,478
6-S.L.H.	3,089	2,835	1,051	385	97	7,457	58,511	122,166	100,453	27,730	4,503	313,363
7-L.H.	258	479	115	16	17	915	4,880	19,491	22,957	6,683	3,106	59,117
8-S.O.O.	7	51	4	-	20	82	95	628	1,704	947	736	4,110
9-O.O.	-	-	-	-	-	-	7	26	72	28	52	185
Total	8,312	5,725	1,332	477	164	16,010	145,157	296,174	196,035	49,931	10,325	697,622
Spotted:												
3-O.M.	-	-	-	-	-	-	7	400	122	48	14	591
4-S.M.	201	120	97	143	29	590	711	6,235	2,681	1,794	252	11,673
5-M.	84	122	217	109	59	591	840	5,527	3,087	3,720	1,261	14,135
6-S.L.H.	23	42	20	21	32	138	124	714	1,220	693	1,003	3,754
7-L.H.	-	7	-	-	5	12	-	65	175	162	504	906
Total	308	291	334	273	125	1,331	1,642	12,941	7,285	6,417	3,034	31,359
Tinged:												
3-O.M.	-	-	-	-	-	-	-	-	-	-	-	-
4-S.M.	-	-	-	-	-	-	-	-	-	9	6	15
5-M.	-	-	-	-	-	-	-	9	-	48	64	121
6-S.L.H.	-	-	-	-	-	-	-	33	-	40	119	192
7-L.H.	-	-	-	-	-	-	-	-	-	40	87	127
Total	-	-	-	-	-	-	-	42	-	137	276	455
Yellow Stained:												
3-O.M.	-	-	-	-	-	-	-	-	-	-	-	-
4-S.M.	-	-	-	-	-	-	-	-	-	-	-	-
5-M.	-	-	-	-	-	-	-	-	-	-	11	11
Total	-	-	-	-	-	-	-	-	-	-	11	11
Grays												
3-O.M.	-	-	3	-	2	5	-	23	282	64	-	369
4-S.M.	-	-	21	9	10	40	79	552	510	130	43	1,312
5-M.	3	-	19	6	11	39	72	167	113	190	146	688
6-S.L.H.	-	-	-	-	-	-	-	-	19	18	18	55
Total	3	-	43	15	23	84	151	742	924	402	205	2,424
Below Grade	-	-	-	-	-	-	2	9	52	55	111	229
All grades	8,623	6,016	1,709	765	312	1,47,425	146,992	309,908	204,296	56,942	13,962	1/ 732,100
Grade index	97.3	95.5	93.8	94.8	89.9	96.1	97.2	96.7	94.9	93.5	89.5	95.9
Staple length (inches)												
1 1/16 and shorter	10	17	76	19	3	125	271	798	558	53	-	1,680
7/8	37	131	204	49	16	437	1,648	2,517	1,020	368	64	5,617
29/32	6	22	153	35	15	231	3,202	4,860	1,292	176	91	9,621
15/16	336	615	370	93	34	1,448	14,612	17,714	10,160	1,295	1,052	44,833
31/32	400	859	344	112	77	1,792	30,742	55,518	32,806	5,417	2,313	126,816
1	2,788	2,364	387	324	130	5,993	64,228	157,182	92,176	23,088	6,402	343,076
1-1/32	3,931	1,793	134	133	34	6,025	30,451	65,660	57,553	21,867	3,520	179,064
1-1/16	1,089	196	29	-	3	1,310	1,788	5,450	8,510	4,559	460	20,767
1-3/32	30	10	-	-	-	40	37	209	212	119	40	617
1-1/8	-	2	-	-	-	10	10	-	9	-	-	19
1-5/32	-	-	-	-	-	-	-	-	-	-	-	-
1-3/16	-	-	4	-	-	4	-	-	-	-	-	-
1-7/32	-	-	-	-	-	-	-	-	-	-	-	-
1-1/4 and longer	3	7	8	-	-	18	-	-	-	-	-	-
All lengths	8,623	6,016	1,709	765	312	1,47,425	146,992	309,908	204,296	56,942	13,962	1/ 732,100
Average staple length (32d inches)	32.6	31.9	30.5	31.2	31.3	32.1	31.7	31.9	32.1	32.4	32.0	31.9

1/ As reported by the Bureau of the Census, running bales, linters excluded.

Table 32. -- Grade and staple length of upland cotton ginned, during specified periods, by States, 1952-53

ILLINOIS							KENTUCKY					
Grade and staple length	Prior to Sept. 1	September	October	November	After Nov. 30	Total Crop	Prior to Sept. 1	September	October	November	After Nov. 30	Total Crop
Grade	Bales	Bales	Bales	Bales	Bales	Bales	Bales	Bales	Bales	Bales	Bales	Bales
White:												
1-M.F.	-	-	-	-	-	-	-	-	-	-	-	-
2-S.O.M.	-	-	-	-	-	-	-	-	-	-	-	-
3-O.M.	-	-	-	-	-	-	-	8	-	-	-	8
4-S.M.	-	-	-	-	-	-	-	883	156	30	-	1,069
5-M.	-	102	127	-	-	229	-	855	1,560	163	-	2,578
6-S.L.M.	-	-	137	30	8	175	-	11	361	362	-	714
7-L.M.	-	-	-	27	5	32	-	8	4	65	29	106
8-S.O.O.	-	-	-	-	-	-	-	-	-	2	54	56
9-Q.O.	-	-	-	-	-	-	-	-	-	-	-	-
Total	-	102	264	57	13	436	-	1,765	2,061	622	83	4,531
Spotted:												
3-O.M.	-	-	-	-	-	-	-	-	-	-	-	-
4-S.M.	-	5	34	27	-	66	-	-	13	12	-	25
5-M.	-	3	118	73	20	214	-	-	61	104	56	221
6-S.L.M.	-	-	3	30	37	73	-	-	-	23	110	133
7-L.M.	-	3	-	45	17	62	-	-	-	28	96	124
Total	-	11	155	175	74	415	-	-	74	167	262	503
Grey:												
3-O.M.	-	-	-	-	-	-	-	-	-	-	-	-
4-S.M.	-	-	-	-	-	-	-	-	4	21	-	25
5-M.	-	-	-	-	-	-	-	-	-	2	-	2
6-S.L.M.	-	-	-	-	-	-	-	-	-	-	-	-
Total	-	-	-	-	-	-	-	-	4	23	-	27
All grades	-	113	419	232	87	1/ 851	-	1,765	2,139	812	345	1/ 5,061
Grade index	-	99.3	95.9	88.1	84.9	93.1	-	101.9	99.1	93.7	81.5	98.0
Staple length (inches)												
13/16 and shorter	-	-	-	-	-	-	-	-	-	-	-	-
7/8	-	-	-	-	-	-	-	-	-	-	-	-
29/32	-	-	-	-	-	-	-	-	-	-	-	-
15/16	-	-	-	-	-	-	-	8	-	-	23	31
31/32	-	-	-	27	-	27	-	-	-	-	16	16
1	-	-	4	44	8	56	-	-	132	32	141	305
1-1/32	-	7	52	36	30	125	-	17	251	172	133	673
1-1/16	-	98	363	125	49	635	-	1,161	1,438	595	32	3,226
1-3/32	-	8	-	-	-	8	-	576	216	13	-	807
1-1/8	-	-	-	-	-	-	-	-	-	-	-	-
1-5/32	-	-	-	-	-	-	-	3	-	-	-	3
1-3/16	-	-	-	-	-	-	-	-	-	-	-	-
1-7/32	-	-	-	-	-	-	-	-	-	-	-	-
1-1/4 and longer	-	-	-	-	-	-	-	-	-	-	-	-
All lengths	-	113	419	232	87	1/ 851	-	1,765	2,139	812	345	1/ 5,061
Average staple length (32d inches)	-	34.0	33.9	33.1	33.5	33.6	-	34.3	33.5	33.7	32.4	33.9

1/ As reported by the Bureau of the Census, running bales, linters excluded.

Table 33. --Grade and staple length of upland cotton ginned, during specified periods, by States, 1952-53

Grade and staple length	LOUISIANA						MISSISSIPPI					
	Prior to Sept. 1	September	October	November	After Nov. 30	Total Crop	Prior to Sept. 1	September	October	November	After Nov. 30	Total Crop
Whites												
1-M.F.	-	-	-	-	-	-	-	-	-	-	-	-
2-S.O.M.	-	-	-	-	-	-	-	-	-	-	-	-
3-O.M.	8,895	8,237	494	8	-	17,629	11,012	26,422	245	194	-	37,873
4-O.M.	11,680	94,766	34,981	2,233	329	163,989	89,724	280,448	49,130	3,424	453	423,179
5-M.	55,755	182,790	101,855	14,789	1,866	357,055	92,309	464,677	348,021	30,443	3,848	939,698
6-S.L.M.	14,340	59,594	60,623	16,311	2,207	153,075	8,889	95,269	166,768	75,083	7,312	353,301
7-L.M.	620	4,402	7,205	3,700	1,709	18,036	183	10,621	19,477	12,430	6,120	48,831
8-S.O.O.	-	30	275	273	295	873	-	458	1,142	1,216	1,893	4,709
9-O.O.	-	-	-	49	137	186	-	94	82	245	209	630
Total	111,290	350,214	205,433	37,363	6,543	710,843	202,117	877,989	584,845	123,435	19,835	1,808,221
Spotted												
3-O.M.	-	-	201	105	9	315	90	-	126	350	-	566
4-O.M.	307	791	3,703	3,837	218	8,856	986	713	3,308	8,894	882	14,743
5-M.	23	1,690	2,561	3,046	848	8,468	36	448	2,175	10,077	3,964	16,700
6-S.L.M.	13	69	272	1,331	3,111	4,796	-	241	488	2,225	4,110	7,064
7-L.M.	-	-	-	983	3,471	4,454	-	-	8	292	2,511	2,811
Total	343	2,550	6,737	9,309	7,657	26,589	1,112	1,402	6,105	21,638	11,477	41,884
Tinged												
3-O.M.	-	-	-	-	-	-	-	-	-	-	-	-
4-O.M.	-	-	-	-	-	-	-	-	-	-	-	-
5-M.	-	-	-	-	-	-	-	-	-	10	-	28
6-S.L.M.	-	-	-	-	-	-	-	-	-	-	124	134
7-L.M.	-	-	-	-	-	-	-	-	-	-	172	172
Total	-	-	-	-	-	-	-	-	10	-	324	334
Gray												
3-O.M.	-	-	-	-	-	-	-	10	33	576	40	659
4-O.M.	-	-	79	176	12	267	12	174	2,465	1,936	279	4,866
5-M.	25	127	253	218	33	656	12	310	1,184	1,514	286	3,306
6-S.L.M.	-	38	35	82	-	155	-	-	-	-	20	20
Total	25	165	367	476	45	1,078	24	494	3,682	4,026	625	8,851
Below Grade	-	-	-	13	79	92	-	-	12	56	6	74
All grades	111,658	352,929	212,537	47,154	14,324	718,602	203,253	879,885	594,654	149,355	32,217	1,859,364
Grade index	100.7	99.9	98.3	95.1	86.2	99.0	101.8	100.6	98.0	94.4	88.7	99.2
Staple length (inches)												
13/16 and shorter	13	16	-	-	-	29	-	64	42	11	-	117
7/8	15	230	271	-	1	517	35	1,255	960	15	8	2,273
29/32	13	16	53	8	-	90	51	1,423	1,095	-	6	2,775
15/16	153	537	790	168	13	1,661	1,065	12,436	5,496	190	102	19,489
31/32	156	723	793	398	13	2,083	1,963	18,438	8,662	567	89	29,719
1	959	6,463	12,747	2,988	1,092	24,449	9,352	78,477	47,224	6,769	706	142,528
1-1/32	18,686	74,369	77,326	25,216	9,852	205,649	49,658	284,982	244,052	61,694	9,384	669,770
1-1/16	80,644	238,755	111,953	17,070	3,175	451,597	109,773	393,277	259,081	71,037	20,146	853,544
1-1/8	10,766	30,674	8,332	1,246	166	51,184	28,644	77,379	26,502	8,085	1,566	142,176
1-1/4	40	946	226	60	12	1,284	2,447	10,645	1,285	962	-	15,339
1-3/8	13	-	46	-	-	59	231	901	69	25	-	1,226
1-1/2	-	-	-	-	-	-	22	75	42	-	10	149
1-3/16	-	-	-	-	-	-	12	78	69	-	-	159
1-7/32	-	-	-	-	-	-	-	55	75	-	-	130
1-1/4 and longer	-	-	-	-	-	-	-	-	-	-	-	-
All lengths	111,658	352,929	212,537	47,154	14,324	718,602	203,253	879,885	594,654	149,355	32,217	1,859,364
Average staple length (304 inches)	33.9	33.8	33.5	33.3	33.2	33.7	33.8	33.5	33.4	33.5	33.7	33.5

1/ As reported by the Bureau of the Census, running bales, linters excluded.

Table 34. -- Grade and staple length of upland cotton ginned, during specified periods, by States, 1952-53

MISSOURI							NEW MEXICO						
Grade and staple length	Prior to Sept. 1	September	October	November	After Nov. 30	Total Crop	Prior to Sept. 1	September	October	November	After Nov. 30	Total Crop	
Grade	Bales	Bales	Bales	Bales	Bales	Bales	Bales	Bales	Bales	Bales	Bales	Bales	
Extra Whites:													
3-0.M.	-	-	-	-	-	-	-	2,151	3,219	190	-	5,560	
4-0.M.	-	-	-	-	-	-	-	13,876	63,361	20,069	1,092	98,398	
5-M.	-	-	-	-	-	-	-	12,550	56,517	31,503	9,398	109,968	
6-S.L.M.	-	-	-	-	-	-	-	1,746	11,511	12,073	7,620	32,950	
7-L.M.	-	-	-	-	-	-	-	119	1,053	1,809	3,618	6,599	
8-S.O.O.	-	-	-	-	-	-	-	1	17	202	3,253	3,473	
9-O.O.	-	-	-	-	-	-	-	-	-	4	907	911	
Total	-	-	-	-	-	-	-	30,473	135,678	65,850	25,888	257,889	
White:													
1-M.F.	-	-	-	-	-	-	-	-	-	-	-	-	
2-S.O.M.	-	-	-	-	-	-	-	-	-	-	-	-	
3-0.M.	-	204	-	-	-	204	-	-	-	-	-	-	
4-S.M.	-	21,273	8,058	21	-	29,352	-	4	17	6	-	27	
5-M.	-	100,325	89,528	799	-	190,652	-	34	766	143	5	948	
6-S.L.M.	-	9,911	52,220	4,216	198	66,545	-	25	815	562	155	1,557	
7-L.M.	-	978	9,562	12,156	982	23,678	-	-	36	151	183	370	
8-S.O.O.	-	-	872	6,069	7,494	14,415	-	-	-	14	32	46	
9-O.O.	-	-	64	494	711	1,269	-	-	-	1	9	10	
Total	-	132,691	160,304	23,735	9,385	326,115	-	63	1,634	877	384	2,958	
Spotted:													
3-0.M.	-	11	37	-	-	48	-	-	60	16	-	76	
4-S.M.	-	75	5,705	1,312	-	7,092	-	160	5,380	2,294	294	8,078	
5-M.	-	191	9,200	14,524	26	23,941	-	155	5,545	8,014	1,760	15,474	
6-S.L.M.	-	15	245	10,581	3,594	14,435	-	10	265	4,259	5,516	10,050	
7-L.M.	-	-	45	3,704	9,455	13,204	-	-	3	386	4,030	4,419	
Total	-	292	15,232	30,121	13,075	58,720	-	325	11,253	14,959	11,560	38,097	
Tinged:													
3-0.M.	-	-	-	-	-	-	-	-	2	-	-	2	
4-S.M.	-	-	9	-	-	9	-	-	4	38	10	52	
5-M.	-	-	-	52	-	52	-	-	2	58	49	109	
6-S.L.M.	-	-	-	23	49	72	-	-	-	3	37	40	
7-L.M.	-	-	-	-	417	417	-	-	1	-	14	15	
Total	-	-	9	75	466	550	-	-	9	99	110	218	
Greys:													
3-0.M.	-	-	491	145	-	636	-	1	40	44	4	89	
4-S.M.	-	53	2,618	1,573	-	4,244	-	-	151	135	252	538	
5-M.	-	15	2,236	1,148	-	3,399	-	1	22	94	57	174	
6-S.L.M.	-	-	18	165	15	198	-	-	1	15	1	17	
Total	-	68	5,363	3,031	15	8,477	-	2	214	286	314	818	
Below Grade	-	-	-	227	48	275	-	-	-	1	1,297	1,298	
All grades	-	133,051	180,908	57,189	22,989	1/394,137	-	30,863	148,788	82,074	39,553	1/301,278	
Grade index	-	100.1	96.8	86.2	76.9	95.2	-	101.7	100.9	97.9	88.1	98.5	
Staple length (inches)													
13/16 and shorter	-	-	-	-	-	-	-	33	294	659	1,550	2,536	
7/8	-	312	99	10	11	432	-	260	2,416	4,767	6,188	13,611	
29/32	-	422	60	-	-	482	-	201	2,328	2,350	365	5,444	
15/16	-	706	595	96	365	1,732	-	410	4,255	4,830	6,588	16,073	
31/32	-	344	200	10	552	1,106	-	330	1,516	823	110	2,779	
1	-	4,742	5,523	2,813	8,353	21,951	-	1,394	5,322	3,888	3,485	14,159	
1-1/32	-	34,971	45,098	25,617	12,295	130,981	-	4,654	8,779	6,154	1,343	20,930	
1-1/16	-	80,081	102,468	27,036	933	210,518	-	5,304	22,611	11,309	4,122	43,366	
1-1/8	-	11,200	22,481	1,342	-	35,023	-	1,439	28,453	10,480	6,250	48,622	
1-3/16	-	185	748	-	-	933	-	4,331	31,316	20,232	7,737	63,616	
1-1/4	-	-	10	10	-	20	-	8,313	36,516	16,086	1,745	62,665	
1-3/8	-	-	81	13	-	94	-	2,092	4,388	496	70	7,046	
1-7/16	-	-	90	13	-	103	-	111	517	-	-	628	
1-1/2	-	-	68	209	-	742	-	6	7	-	-	13	
All lengths	-	133,051	180,908	57,189	22,989	1/394,137	-	30,863	148,788	82,074	39,553	1/301,278	
Average staple length (324 inches)	-	33.7	33.8	33.5	32.6	33.7	-	35.1	35.0	34.2	32.5	34.5	

1/ As reported by the Bureau of the Census, running bales, linters excluded.

Table 35. --Grade and staple length of upland cotton ginned, during specified periods, by States, 1952-53

NORTH CAROLINA							OKLAHOMA					
Grade and staple length	Prior to Sept. 1	September	October	November	After Nov. 30	Total Crop	Prior to Sept. 1	September	October	November	After Nov. 30	Total Crop
Grade	Bales	Bales	Bales	Bales	Bales	Bales	Bales	Bales	Bales	Bales	Bales	Bales
Whites:												
1-M.F.	-	-	-	-	-	-	-	-	-	-	-	-
2-S.G.M.	-	-	-	-	-	-	-	-	-	-	-	-
3-O.M.	-	115	17	25	-	157	-	660	-	7	-	667
4-S.M.	-	10,163	1,565	326	80	12,134	-	10,114	5,390	124	89	15,717
5-M.	-	67,785	29,104	2,098	914	99,901	-	22,782	39,109	2,958	358	65,207
6-S.L.M.	-	61,754	179,407	64,766	11,703	317,610	-	7,766	26,557	8,152	792	43,267
7-L.M.	-	3,804	38,197	52,997	21,951	116,949	-	1,004	2,659	1,378	873	5,914
8-S.G.O.	-	250	703	1,426	2,763	5,142	-	44	245	90	125	504
9-G.O.	-	-	89	60	109	258	-	-	19	36	7	62
Total	-	143,871	269,082	121,678	37,520	559,151	-	42,400	73,979	12,745	2,244	131,368
Spotted:												
3-O.M.	-	281	99	310	38	728	-	781	268	29	9	1,087
4-S.M.	-	598	2,514	2,936	730	6,778	-	17,091	39,930	8,960	307	59,288
5-M.	-	521	3,397	4,855	2,249	11,022	-	3,711	31,157	12,352	2,064	49,284
6-S.L.M.	-	119	524	937	2,367	3,947	-	99	3,805	2,301	2,374	8,579
7-L.M.	-	35	29	80	1,314	1,458	-	6	122	220	491	839
Total	-	1,554	6,563	9,118	6,698	23,933	-	21,688	68,282	23,862	5,245	119,077
Tinged:												
3-O.M.	-	-	-	-	19	19	-	-	77	36	-	113
4-S.M.	-	-	9	76	188	273	-	-	991	2,461	311	3,763
5-M.	-	-	-	28	373	401	-	-	1,688	2,081	981	3,530
6-S.L.M.	-	-	-	-	361	361	-	-	41	165	401	607
7-L.M.	-	-	-	18	625	673	-	18	-	-	68	106
Total	-	-	9	152	1,566	1,727	-	18	1,577	4,743	1,781	8,119
Yellow Stained:												
3-O.M.	-	-	-	-	-	-	-	-	-	36	-	36
4-S.M.	-	-	-	-	-	-	-	-	58	164	54	276
5-M.	-	-	-	-	-	-	-	-	58	92	56	206
Total	-	-	-	-	-	-	-	-	116	292	110	518
Greys:												
3-O.M.	-	-	-	-	-	-	-	-	-	-	-	-
4-S.M.	-	33	245	53	444	775	-	-	-	-	9	9
5-M.	-	36	281	568	1,835	2,720	-	9	-	-	-	9
6-S.L.M.	-	19	101	159	1,805	2,084	-	-	-	-	-	-
Total	-	88	627	780	4,084	5,579	-	9	-	-	9	18
Below Grade	-	-	10	8	362	380	-	-	39	91	12	142
All grades	-	145,513	256,291	131,736	50,230	583,770	-	64,115	143,993	41,733	9,401	259,242
Grade index	-	97.2	93.3	90.2	86.3	93.0	-	99.0	96.3	93.1	86.8	96.1
Staple length (inches)												
13/16 and shorter	-	-	78	99	-	-	-	10,237	42,116	10,396	1,723	64,472
7/8	-	92	78	99	-	269	-	17,663	18,557	18,038	4,239	88,497
29/32	-	58	185	398	-	641	-	8,031	19,820	6,114	1,858	35,853
15/16	-	725	1,787	3,693	1,942	6,639	-	13,398	21,750	4,871	1,416	43,435
1 1/8	-	2,087	10,005	11,702	1,942	25,736	-	6,721	6,443	1,325	119	15,008
1 1/4	-	18,781	54,207	44,479	12,351	129,818	-	4,741	3,344	679	37	8,001
1 1/2	-	98,063	152,206	63,703	31,493	345,465	-	1,500	768	131	9	2,408
1 3/4	-	24,069	33,959	6,584	3,920	68,532	-	1,167	639	117	-	1,923
1 7/8	-	1,055	2,794	606	34	4,489	-	592	146	22	-	760
1 5/8	-	336	626	232	56	1,300	-	65	-	10	-	75
1 5/16	-	149	278	154	-	581	-	-	-	-	-	-
1 3/16	-	30	70	24	-	124	-	-	10	-	-	10
1 7/32	-	68	70	12	-	150	-	-	-	-	-	-
1 1/4 and longer	-	-	26	-	-	26	-	-	-	-	-	-
All lengths	-	145,513	256,291	131,736	50,230	583,770	-	64,115	143,993	41,733	9,401	259,242
Average staple length (324 inches)	-	33.0	32.9	32.5	32.7	32.8	-	29.1	28.1	28.1	28.2	28.4

1/ As reported by the Bureau of the Census, running bales, linters excluded.

Table 36. -- Grade and staple length of upland cotton ginned, during specified periods, by States, 1952-53

SOUTH CAROLINA							TENNESSEE						
Grade and staple length	Prior to Sept. 1	September	October	November	After Nov. 30	Total Crop	Prior to Sept. 1	September	October	November	After Nov. 30	Total Crop	
Grade:	Bales	Bales	Bales	Bales	Bales	Bales	Bales	Bales	Bales	Bales	Bales	Bales	
White:													
1-M.F.	-	-	-	-	-	-	-	-	-	-	-	-	
2-S.O.M.	-	-	-	-	-	-	-	-	-	-	-	-	
3-O.M.	-	-	-	-	-	-	-	328	22	-	-	350	
4-S.M.	5,596	8,921	1,714	112	18	16,361	-	49,354	8,557	154	-	51,065	
5-M.	42,487	108,657	39,149	4,783	1,447	196,523	-	180,600	150,055	7,879	828	339,362	
6-S.L.M.	16,009	108,798	122,738	41,209	8,261	297,015	-	14,395	96,513	29,016	1,443	141,367	
7-L.M.	466	15,591	58,297	44,903	14,585	133,842	-	367	4,264	18,532	4,108	27,271	
8-S.O.O.	34	188	2,561	4,492	4,950	12,425	-	12	497	6,299	3,522	10,260	
9-O.O.	-	-	177	413	1,073	1,668	-	-	9	305	292	606	
Total	64,592	242,155	224,636	95,912	30,239	657,534	-	238,046	250,447	62,115	10,103	570,301	
Spotted:													
3-O.M.	12	77	92	-	-	181	-	21	-	-	-	21	
4-S.M.	468	1,665	1,706	197	131	4,167	-	712	2,137	1,101	76	4,026	
5-M.	55	951	996	332	33	2,367	-	517	6,322	12,679	1,056	20,574	
6-S.L.M.	-	154	158	660	96	1,069	-	7	1,221	9,590	2,597	13,485	
7-L.M.	-	11	13	104	161	289	-	-	225	5,738	4,890	10,843	
Total	535	2,858	2,965	1,293	421	8,072	-	1,257	9,975	29,109	8,609	48,469	
Tinged:													
3-O.M.	-	-	-	-	-	-	-	-	-	-	-	-	
4-S.M.	-	-	-	-	-	-	-	-	-	-	-	-	
5-M.	-	-	-	-	7	7	-	-	-	11	31	49	
6-S.L.M.	-	-	-	-	69	69	-	-	-	40	370	410	
7-L.M.	-	-	-	-	14	14	-	-	-	40	321	361	
Total	-	-	-	-	90	90	-	-	-	91	722	813	
Grays:													
3-O.M.	10	57	-	-	-	67	-	-	28	-	-	28	
4-S.M.	-	257	1,872	788	277	3,194	-	-	189	222	-	411	
5-M.	-	167	681	637	267	1,752	-	-	103	415	17	538	
6-S.L.M.	-	10	21	45	32	108	-	-	-	11	-	11	
Total	10	491	2,574	1,470	576	5,121	-	-	320	651	17	988	
Below Grade	-	19	-	49	87	155	-	-	-	-	68	68	
All grades	65,137	245,523	230,175	98,724	31,413	1/670,972	-	239,303	270,262	91,965	19,600	1/621,119	
Grade index	98.7	96.4	92.6	89.1	86.1	93.8	-	100.3	97.4	88.9	81.6	96.8	
Staple length (inches)													
1 1/16 and shorter	-	-	-	-	39	39	-	934	11	-	-	945	
7/8	-	452	2,532	2,029	660	5,673	-	3,058	652	69	21	3,800	
29/32	-	1,095	4,613	5,326	301	11,335	-	3,067	1,309	139	229	4,735	
15/16	27	9,605	35,371	24,268	7,782	77,053	-	7,727	4,878	1,139	677	14,421	
31/32	223	30,830	65,417	35,497	11,752	143,719	-	6,305	5,410	2,078	73	13,866	
1	2,900	91,474	87,663	25,052	8,248	215,337	-	22,713	27,798	12,895	4,499	67,905	
1-1/32	23,595	88,123	26,422	5,264	2,176	145,580	-	58,237	91,723	37,101	8,969	196,030	
1-1/16	31,859	22,045	6,694	1,104	441	62,443	-	117,163	128,620	36,939	4,711	288,433	
1-3/32	5,398	1,779	928	162	14	8,281	-	17,418	9,441	1,485	170	28,114	
1-1/8	921	120	366	11	-	1,418	-	1,511	766	120	101	2,588	
1-5/32	163	-	98	-	-	261	-	107	32	-	14	153	
1-3/16	17	-	45	11	-	73	-	56	11	-	55	122	
1-7/32	34	-	-	-	-	34	-	-	-	-	-	-	
1-1/4 and longer	-	-	26	-	-	26	-	7	-	-	-	7	
All lengths	65,137	245,523	230,175	98,724	31,413	1/670,972	-	239,303	270,262	91,965	19,600	1/621,119	
Average staple length (32d inches)	33.7	32.3	31.5	31.0	31.1	31.9	-	33.3	33.3	33.2	32.9	33.3	

1/ As reported by the Bureau of the Census, running bales, linters excluded.

Table 37. -- Grade and staple length of upland cotton ginned, during specified periods, by States, 1952-53

Grade and staple length	TEXAS						VIRGINIA					
	Prior to Sept. 1	September	October	November	After Nov. 30	Total Crop	Prior to Sept. 1	September	October	November	After Nov. 30	Total Crop
	Bales	Bales	Bales	Bales	Bales	Bales	Bales	Bales	Bales	Bales	Bales	Bales
Extra White:												
3-0.M.	-	1,345	829	11	-	2,185	-	-	-	-	-	-
4-0.M.	-	20,219	60,035	20,968	1,437	102,639	-	-	-	-	-	-
5-M.	-	6,910	25,329	28,555	9,157	65,951	-	-	-	-	-	-
6-0.L.M.	-	353	2,732	6,098	10,156	19,337	-	-	-	-	-	-
7-L.M.	-	35	327	998	3,662	5,022	-	-	-	-	-	-
8-0.O.	-	-	-	180	2,320	2,500	-	-	-	-	-	-
9-0.O.	-	-	-	9	906	915	-	-	-	-	-	-
Total	-	28,862	89,252	52,797	27,638	198,549	-	-	-	-	-	-
White:												
1-M.F.	-	-	-	-	-	-	-	-	-	-	-	-
2-0.O.M.	-	-	-	-	-	79	-	-	-	-	-	-
3-0.M.	7,287	4,534	11	42	11	11,885	-	-	-	-	-	-
4-0.M.	124,123	95,223	13,415	1,973	1,065	235,799	-	207	-	9	-	216
5-M.	324,626	366,628	235,514	30,158	1,454	1,001,400	-	1,240	413	-	33	1,695
6-0.L.M.	220,584	138,598	159,676	101,565	55,739	676,162	-	2,966	5,979	1,474	787	11,186
7-L.M.	27,070	63,756	25,331	26,477	52,250	192,884	-	129	2,257	3,024	767	6,177
8-0.O.	3,517	11,267	4,024	2,031	10,577	31,416	-	-	29	-	37	88
9-0.O.	644	505	571	238	1,843	3,801	-	-	-	-	-	-
Total	767,950	680,511	418,542	160,484	125,939	2,153,426	-	4,522	8,678	4,553	1,609	19,362
Spotted:												
3-0.M.	286	455	1,110	116	42	2,009	-	-	-	-	-	-
4-0.M.	4,226	26,586	186,108	66,265	4,090	207,275	-	-	7	37	-	44
5-M.	11,352	23,714	308,661	295,404	85,773	714,904	-	39	145	184	22	390
6-0.L.M.	7,565	3,408	20,224	103,685	134,677	269,559	-	13	51	37	-	101
7-L.M.	2,930	382	323	5,265	25,070	33,950	-	-	-	9	-	9
Total	26,359	54,545	516,426	460,715	249,652	1,307,697	-	52	203	267	22	544
Tinged:												
3-0.M.	35	-	123	243	23	424	-	-	-	-	-	-
4-0.M.	18	-	1,193	6,465	1,345	9,021	-	-	-	-	-	-
5-M.	-	-	939	11,716	7,024	19,679	-	-	-	-	-	-
6-0.L.M.	-	-	129	1,394	1,835	3,358	-	-	-	-	-	-
7-L.M.	-	11	10	15	147	183	-	-	-	-	-	-
Total	53	11	2,394	19,833	10,374	32,665	-	-	-	-	-	-
Yellow Stained:												
3-0.M.	-	-	-	35	-	35	-	-	-	-	-	-
4-0.M.	-	-	-	216	120	336	-	-	-	-	-	-
5-M.	-	-	11	213	347	571	-	-	-	-	-	-
Total	-	-	11	464	467	942	-	-	-	-	-	-
Gray:												
3-0.M.	40	9	-	-	-	49	-	-	-	-	-	-
4-0.M.	386	215	78	106	140	925	-	-	-	-	-	-
5-M.	401	875	830	224	429	2,769	-	-	-	-	26	26
6-0.L.M.	20	816	1,360	-	67	2,263	-	-	-	-	298	298
Total	847	1,915	2,268	340	636	6,006	-	-	-	-	324	324
Below Grade	174	32	61	93	2,297	2,657	-	-	-	-	-	-
All grades	795,383	765,876	1,028,954	694,726	417,003	1/3,701,942	-	4,574	8,881	4,820	1,955	1/ 20,230
Grade index	98.0	97.5	96.2	92.4	87.0	95.1	-	95.8	91.9	88.1	87.3	91.4
Staple length (inches)												
1 3/16 and shorter	1,377	30,255	212,003	112,180	69,830	425,645	-	-	-	-	-	-
7/8	12,071	130,554	360,027	286,246	187,952	976,850	-	-	-	-	-	-
29/32	46,733	178,651	200,528	156,331	94,290	676,533	-	-	-	-	-	-
15/16	153,478	194,163	108,215	65,436	31,282	552,574	-	-	-	-	-	-
31/32	154,496	94,920	31,204	13,717	2,547	296,884	-	26	15	9	-	50
1	113,754	66,008	19,644	6,290	4,600	210,296	-	491	615	737	22	1,845
1-1/32	139,196	36,462	8,120	2,147	1,707	187,632	-	2,907	5,516	3,330	1,090	12,893
1-1/16	157,373	7,174	9,997	6,048	6,300	186,892	-	1,111	2,564	665	810	5,154
1-3/32	16,326	3,918	20,892	12,507	6,869	60,512	-	39	167	29	33	263
1-1/8	526	4,307	20,479	15,905	7,054	48,271	-	-	-	-	-	-
1-5/32	35	11,667	25,287	13,812	3,699	54,500	-	-	-	-	-	-
1-3/16	18	6,315	10,240	3,452	792	20,817	-	-	-	-	-	-
1-7/32	-	1,328	2,089	524	73	4,014	-	-	-	-	-	-
1-1/4 and longer	-	154	229	141	8	532	-	-	-	-	-	-
All lengths	795,383	765,876	1,028,954	694,726	417,003	1/3,701,942	-	4,574	8,881	4,820	1,955	1/ 20,230
Average staple length (324 inches)	31.8	30.0	28.9	28.8	28.6	29.7	-	33.1	33.3	33.0	33.4	33.2

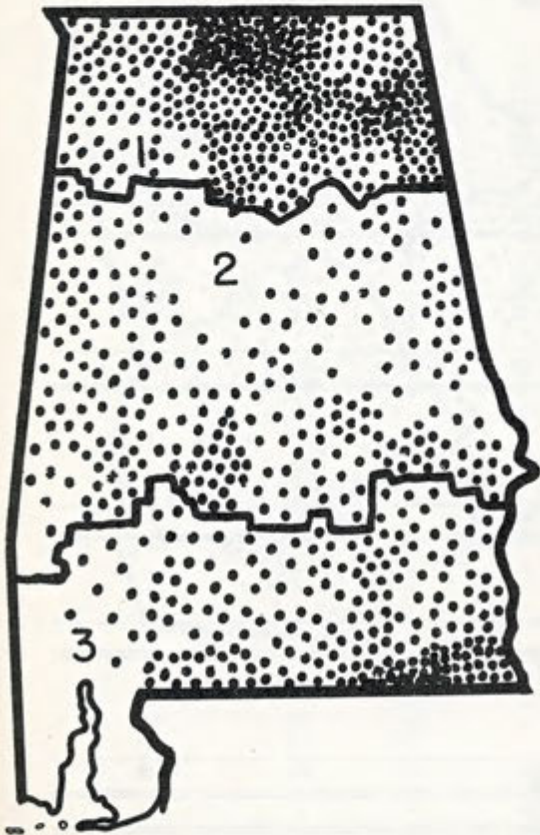
1/ As reported by the Bureau of the Census, running bales, linters excluded.

Table 38. --Grade and staple length of upland cotton ginned, by States and districts, 1952-53

Grade and staple length	ALABAMA					ARKANSAS					
	Ginned in district			Ginned in the State	**	Ginned in district				**	Ginned in the State
	1	2	3	Bales		1	2	3	4		Bales
Grades	Bales	Bales	Bales	Bales	Bales	Bales	Bales	Bales	Bales	Bales	
Whites											
1-M.F.	-	-	-	-	**	-	-	-	-	-	
2-S.G.M.	-	-	-	-	**	-	-	-	-	-	
3-G.M.	559	33	185	777	**	7	259	104	6,709	7,079	
4-S.M.	37,043	11,505	10,035	58,583	**	3,924	19,972	6,899	51,264	115,059	
5-M.	198,210	159,993	98,100	456,303	**	26,379	127,155	60,579	222,185	736,898	
6-S.L.M.	121,160	81,198	75,283	278,211	**	4,161	175,284	21,219	84,567	298,531	
7-L.M.	16,991	3,108	15,375	35,474	**	217	18,032	1,299	22,038	41,586	
8-S.G.O.	1,623	25	1,200	2,848	**	31	9,113	205	1,094	13,173	
9-G.O.	168	-	106	274	**	-	1,617	131	451	2,199	
Total	376,054	256,162	200,284	832,500	**	35,019	681,762	93,136	394,608	1,204,825	
Spotted:											
3-G.M.	121	26	54	201	**	17	135	21	408	611	
4-S.M.	11,196	4,012	6,751	22,259	**	1,667	11,933	1,232	8,090	25,922	
5-M.	19,104	3,156	6,822	29,082	**	753	27,782	564	8,321	37,420	
6-S.L.M.	5,212	580	2,748	8,540	**	143	20,808	147	6,692	28,390	
7-L.M.	1,206	94	477	1,777	**	250	31,611	130	1,325	33,319	
Total	37,139	7,668	16,852	61,859	**	3,160	95,272	2,394	24,836	125,662	
Tinged:											
3-G.M.	-	-	6	6	**	8	-	13	-	21	
4-S.M.	63	-	102	165	**	3	120	6	66	195	
5-M.	78	40	172	290	**	10	504	272	455	1,211	
6-S.L.M.	330	77	58	465	**	35	1,385	-	502	1,922	
7-L.M.	184	-	43	225	**	158	5,291	13	66	5,528	
Total	655	117	379	1,151	**	214	7,300	304	1,089	8,907	
Yellow Stained:											
3-G.M.	-	-	-	-	**	-	-	-	-	-	
4-S.M.	-	-	-	-	**	-	-	-	-	-	
5-M.	10	23	-	33	**	-	-	-	-	-	
Total	10	23	-	33	**	-	-	-	-	-	
Gray:											
3-G.M.	-	63	-	63	**	-	178	-	119	297	
4-S.M.	92	600	506	1,198	**	-	1,226	-	596	1,822	
5-M.	45	100	118	263	**	-	507	-	471	978	
6-S.L.M.	-	-	-	-	**	-	59	-	17	76	
Total	137	763	624	1,524	**	-	1,970	-	1,203	3,173	
Below Grade . . .	40	-	18	58	**	205	746	-	88	1,039	
All grades . . .	414,035	264,933	218,157	897,125	**	38,598	787,050	96,134	421,824	1,343,606	
Grade index . . .	97.2	98.0	96.3	97.2	**	98.7	96.2	98.3	97.7	96.9	
Staple length (inches)											
13/16 and shorter	1,338	152	40	1,530	**	921	359	188	385	1,853	
7/8	7,743	1,439	664	9,846	**	4,198	3,684	981	1,184	10,047	
29/32	12,579	1,298	531	14,408	**	2,310	2,659	956	1,051	7,016	
15/16	66,382	14,169	9,567	90,118	**	4,036	13,642	3,355	4,417	24,850	
31/32	51,277	29,609	16,991	99,877	**	3,936	12,851	4,018	11,876	32,641	
1	119,924	96,301	71,568	287,793	**	10,837	100,613	29,278	109,078	219,786	
1-1/32	112,749	89,978	89,150	292,173	**	10,184	267,468	45,201	207,844	531,197	
1-1/16	37,016	29,031	28,722	94,769	**	1,867	351,150	11,223	76,603	441,113	
1-1/8	2,430	2,192	543	5,165	**	9	33,167	764	8,500	47,440	
1-1/4	416	215	59	690	**	-	1,315	167	676	2,158	
1-5/16	68	199	22	289	**	-	123	13	159	295	
1-3/8	68	43	-	111	**	-	69	-	19	88	
1-1/2	-	11	-	11	**	-	10	-	19	29	
1-5/8	45	-	-	45	**	-	10	-	13	23	
All lengths . . .	414,035	264,933	218,157	897,125	**	38,598	787,050	96,134	421,824	1,343,606	
Average staple length (32d inches) . .	31.8	32.3	32.5	32.1	**	31.3	31.3	32.5	32.9	33.0	

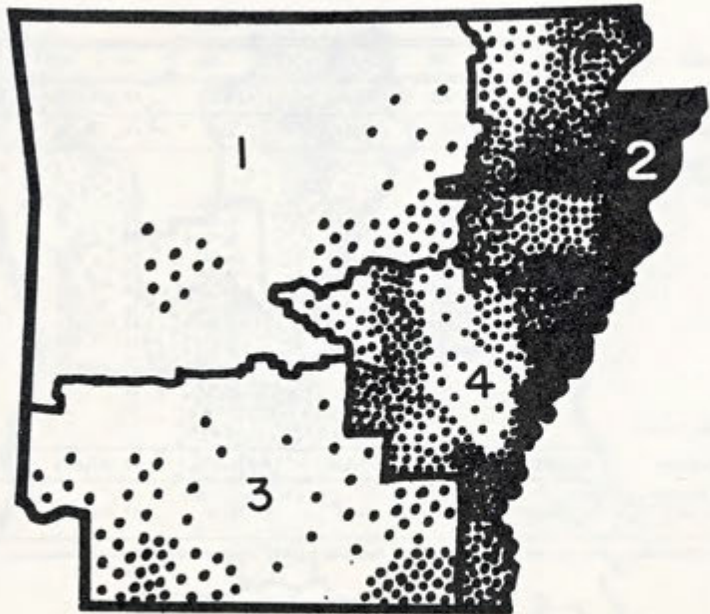
1/ As reported by the Bureau of the Census, running bales, linters excluded.

COTTON PRODUCTION BY DISTRICTS, 1952-53



ALABAMA

ARKANSAS



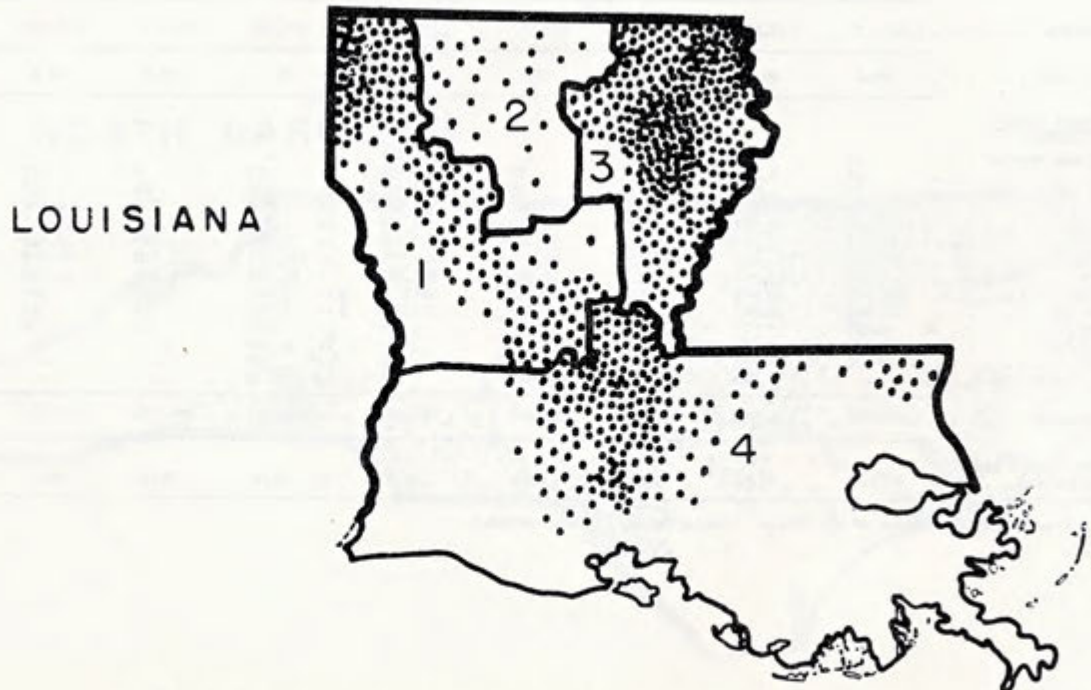
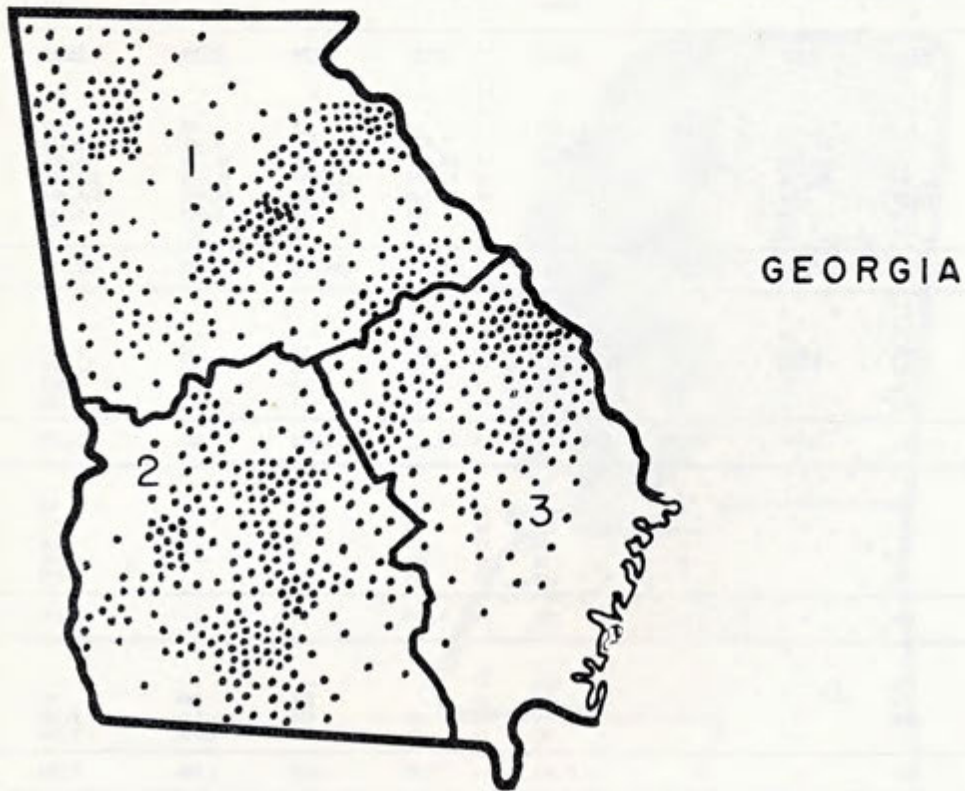
Each dot represents 1,000 bales

Table 39.--Grade and staple length of upland cotton ginned, by States and districts, 1952-53

Grade and staple length	GEORGIA					LOUISIANA				
	Ginned in district				Ginned in the State	Ginned in district				Ginned in the State
	1	2	3	Bales		1	2	3	4	
Whiter										
1-M.F.	-	-	-	-	-	-	-	-	-	-
2-S.G.M.	-	-	-	-	-	-	-	-	-	-
3-G.M.	1,679	36	-	1,715	20	34	16,777	798	17,629	
4-S.M.	18,777	6,350	1,527	26,654	18,196	4,163	118,679	22,951	163,989	
5-M.	152,861	101,714	37,903	292,478	84,581	12,588	139,113	120,713	357,055	
6-S.L.M.	101,069	110,876	101,418	313,363	59,089	4,848	32,218	56,920	153,075	
7-L.M.	3,209	25,792	30,116	59,117	11,232	81	3,370	3,353	18,036	
8-S.G.O.	222	1,144	2,744	4,110	694	-	52	127	873	
9-G.O.	7	38	140	185	186	-	-	-	186	
Total	277,824	245,950	173,848	697,622	173,998	21,714	310,239	204,892	710,843	
Spotted:										
3-G.M.	560	31	-	591	281	-	34	-	315	
4-S.M.	9,093	1,936	644	11,673	7,183	191	683	799	8,856	
5-M.	8,379	4,024	2,032	14,435	6,430	80	292	1,366	8,168	
6-S.L.M.	1,337	1,878	539	3,754	4,631	61	18	86	4,796	
7-L.M.	548	250	108	906	4,418	-	36	-	4,454	
Total	19,917	8,119	3,323	31,359	22,943	332	1,063	2,251	26,589	
Tinged:										
3-G.M.	-	-	-	-	-	-	-	-	-	
4-S.M.	15	-	-	15	-	-	-	-	-	
5-M.	68	-	53	121	-	-	-	-	-	
6-S.L.M.	168	19	5	192	-	-	-	-	-	
7-L.M.	122	-	5	127	-	-	-	-	-	
Total	373	19	63	455	-	-	-	-	-	
Yellow Stained:										
3-G.M.	-	-	-	-	-	-	-	-	-	
4-S.M.	-	-	-	-	-	-	-	-	-	
5-M.	11	-	-	11	-	-	-	-	-	
Total	11	-	-	11	-	-	-	-	-	
Gray:										
3-G.M.	315	54	-	369	-	-	-	-	-	
4-S.M.	876	391	45	1,312	-	-	267	-	267	
5-M.	161	452	75	688	-	-	504	152	656	
6-S.L.M.	22	18	15	55	-	-	117	38	155	
Total	1,374	915	135	2,424	-	-	888	190	1,078	
Below Grade	95	58	76	229	92	-	-	-	92	
All grades	299,594	255,061	177,445	1/ 732,100	197,033	22,046	312,190	207,333	1/ 738,602	
Grade index	97.6	95.5	93.5	95.9	96.4	99.3	100.9	98.5	99.0	
Staple length (inches)										
13/16 and shorter .	915	-	765	1,680	-	16	-	13	29	
7/8	1,293	660	3,664	5,617	39	413	52	13	517	
29/32	1,350	1,951	6,320	9,621	17	16	61	13	90	
15/16	7,165	16,197	21,471	44,833	228	713	571	149	1,661	
31/32	27,623	59,751	39,442	126,816	85	353	1,055	590	2,083	
1	132,713	130,876	79,487	343,076	5,953	3,602	12,278	2,606	24,449	
1-1/32	111,147	43,753	24,154	179,054	70,779	10,345	72,446	52,079	205,649	
1-1/16	16,823	1,832	2,112	20,767	116,917	6,385	186,679	141,616	451,597	
1-3/32	556	31	30	617	2,961	203	37,934	10,086	51,184	
1-1/8	9	10	-	19	71	-	1,058	155	1,284	
1-5/32	-	-	-	-	-	-	46	13	59	
1-3/16	-	-	-	-	-	-	-	-	-	
1-7/32	-	-	-	-	-	-	-	-	-	
1-1/4 and longer .	-	-	-	-	-	-	-	-	-	
All lengths. . . .	299,594	255,061	177,445	1/ 732,100	197,033	22,046	312,190	207,333	1/ 738,602	
Average staple length (32d inches)	32.3	31.8	31.5	31.9	33.6	32.9	33.8	33.8	33.7	

1/ As reported by the Bureau of the Census, running bales, linters excluded.

COTTON PRODUCTION BY DISTRICTS, 1952-53



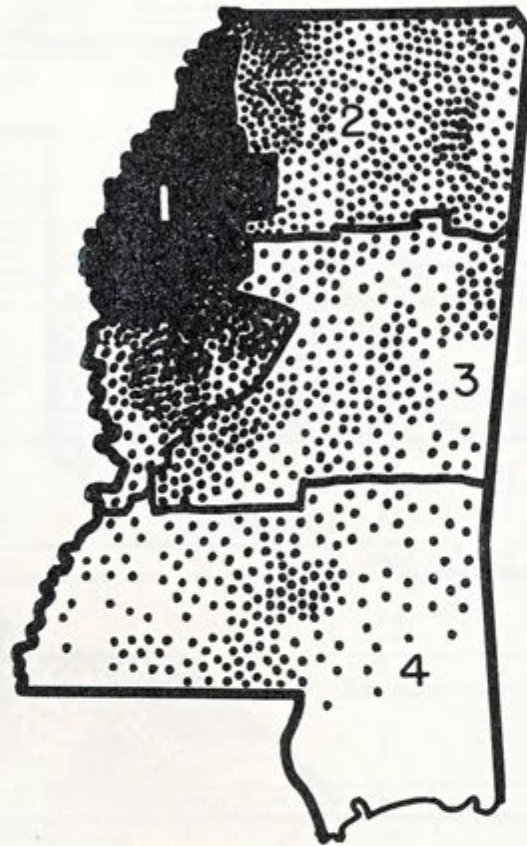
Each dot represents 1,000 bales

Table 40. -- Grade and staple length of upland cotton ginned, by States and districts, 1952-53

Grade and staple length	MISSISSIPPI					NORTH CAROLINA				
	Ginned in district				Ginned in the State	Ginned in district				Ginned in the State
	1	2	3	4		1	2	3		
<u>Grade</u>	<u>Bales</u>	<u>Bales</u>	<u>Bales</u>	<u>Bales</u>	<u>Bales</u>	<u>Bales</u>	<u>Bales</u>	<u>Bales</u>	<u>Bales</u>	<u>Bales</u>
White:										
1-M.F.	-	-	-	-	-	-	-	-	-	-
2-S.O.M.	-	-	-	-	-	-	-	-	-	-
3-G.M.	35,884	843	1,031	115	37,873	47	12	98	157	
4-S.M.	293,013	56,544	47,108	31,514	423,179	7,570	2,200	2,364	12,134	
5-M.	402,554	269,279	159,456	108,409	939,698	46,088	27,331	26,482	99,901	
6-S.L.M.	200,887	79,333	34,338	38,743	353,301	81,188	141,489	94,933	317,610	
7-L.M.	44,388	3,350	486	607	48,831	11,300	57,041	48,608	116,949	
8-S.O.O.	4,070	560	19	60	4,709	726	2,494	1,922	5,147	
9-O.O.	412	123	9	86	630	27	93	138	258	
Total	981,208	410,032	237,447	179,534	1,808,221	146,946	230,660	174,545	552,151	
Spotted:										
3-G.M.	399	77	90	-	566	728	-	-	728	
4-S.M.	8,286	4,081	1,550	826	14,743	6,477	185	116	6,778	
5-M.	11,063	5,188	253	196	16,700	9,843	936	243	11,022	
6-S.L.M.	5,873	1,034	64	93	7,064	2,432	1,342	173	3,947	
7-L.M.	1,806	943	49	13	2,811	561	887	10	1,458	
Total	27,427	11,323	2,006	1,128	41,884	20,041	3,350	542	23,933	
Tinged:										
3-G.M.	-	-	-	-	-	19	-	-	19	
4-S.M.	-	-	-	-	-	273	-	-	273	
5-M.	28	-	-	-	28	392	9	-	401	
6-S.L.M.	76	58	-	-	134	361	-	-	361	
7-L.M.	31	141	-	-	172	645	28	-	673	
Total	135	199	-	-	334	1,690	37	-	1,727	
Gray:										
3-G.M.	628	31	-	-	659	-	-	-	-	
4-S.M.	4,566	300	-	-	4,866	-	246	520	775	
5-M.	2,720	586	-	-	3,306	57	826	1,837	2,720	
6-S.L.M.	20	-	-	-	20	19	607	1,458	2,084	
Total	7,934	917	-	-	8,851	76	1,679	3,824	5,579	
Below grade	74	-	-	-	74	362	10	8	380	
All grades	1,016,778	422,471	239,453	180,662	1,859,364	169,115	235,736	178,919	583,770	
Grade index	99.1	99.0	99.8	99.3	99.2	95.1	92.2	92.1	93.0	
<u>Staple length</u> (inches)										
13/16 and shorter	12	93	12	-	117	-	-	-	-	
7/8	49	1,714	422	88	2,273	83	9	177	269	
29/32	73	1,990	667	45	2,775	103	20	518	641	
15/16	333	9,077	8,361	1,718	19,489	1,298	777	4,564	6,639	
31/32	464	8,057	16,545	4,653	29,719	4,946	5,542	15,248	25,736	
1	19,059	45,317	55,713	22,439	142,528	33,044	43,228	53,546	129,818	
1-1/32	357,747	121,810	100,752	69,461	649,770	100,052	155,520	89,893	345,465	
1-1/16	518,579	213,257	52,315	69,363	853,514	24,286	29,500	14,746	68,532	
1-3/32	106,627	19,492	4,146	11,911	142,176	3,265	1,079	145	4,489	
1-1/8	12,691	1,462	281	905	15,339	1,205	49	46	1,300	
1-5/32	1,072	77	31	46	1,226	533	12	36	581	
1-3/16	36	61	29	23	149	124	-	-	124	
1-7/32	36	21	92	10	159	150	-	-	150	
1-1/4 and longer	-	43	87	-	130	26	-	-	26	
All lengths	1,016,778	422,471	239,453	180,662	1,859,364	169,115	235,736	178,919	583,770	
Average staple length (32d inches)	33.7	33.4	32.8	33.3	33.5	32.9	32.9	32.5	32.8	

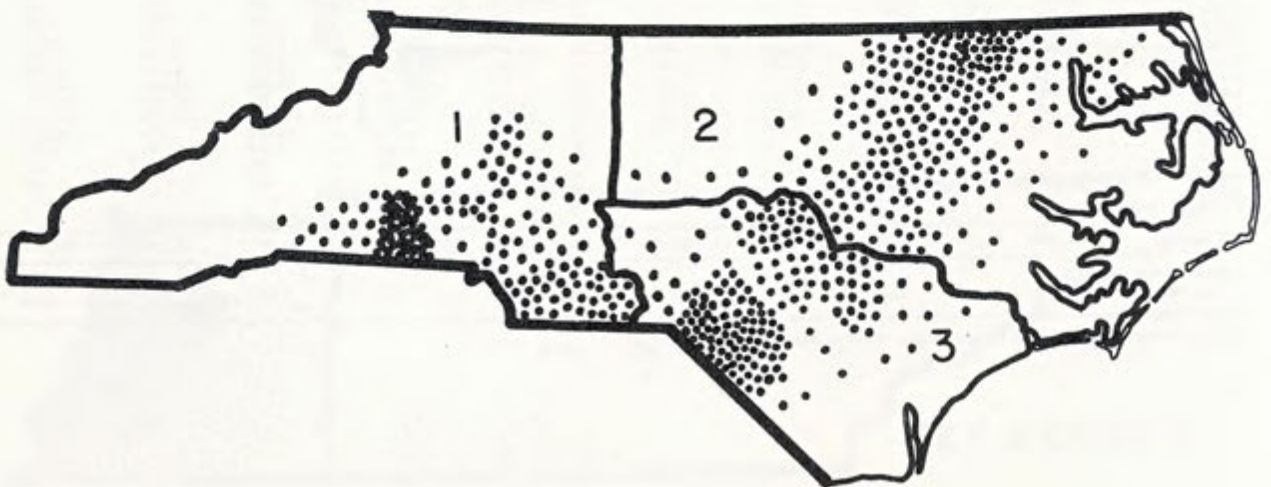
1/ As reported by the Bureau of the Census, running bales, linters excluded.

COTTON PRODUCTION BY DISTRICTS, 1952-53



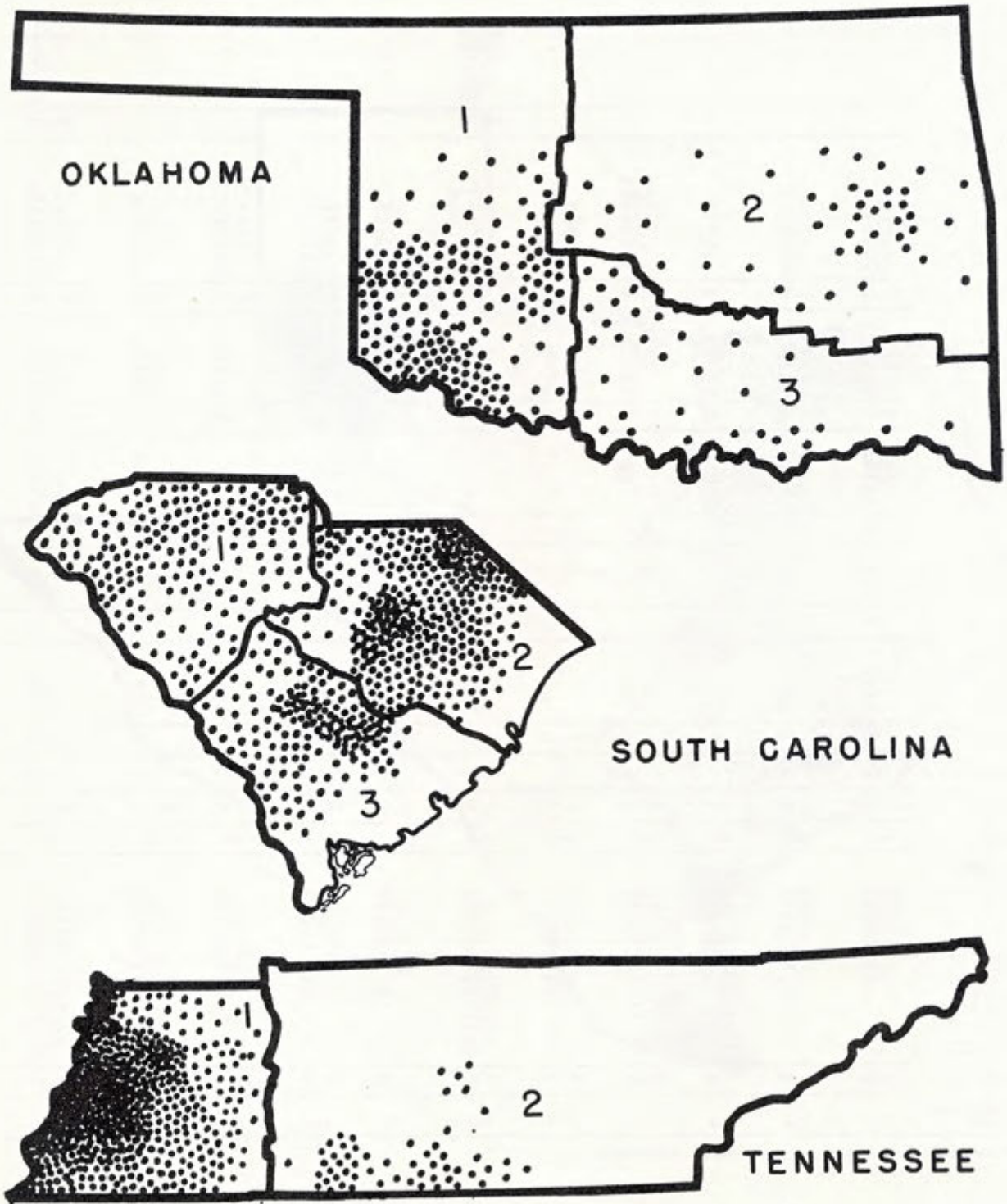
MISSISSIPPI

NORTH CAROLINA



Each dot represents 1,000 bales

COTTON PRODUCTION BY DISTRICTS, 1952-53



Each dot represents 1,000 bales

Table 42. -- Grade and staple length of upland cotton ginned in Texas, by districts, 1952-53

Grade and staple length	Ginned in district										Ginned in the State
	1	2	3	4	5	6	7	8	9	10	
Grade	Bales	Bales	Bales	Bales	Bales	Bales	Bales	Bales	Bales	Bales	Bales
Extra Whites:											
3-0.M.	-	-	-	-	-	2,185	-	-	-	-	2,185
4-0.M.	-	-	-	-	-	102,639	-	-	-	-	102,639
5-M.	-	-	-	-	-	65,951	-	-	-	-	65,951
6-0.L.M.	-	-	-	-	-	19,337	-	-	-	-	19,337
7-L.M.	-	-	-	-	-	5,022	-	-	-	-	5,022
8-0.O.	-	-	-	-	-	2,500	-	-	-	-	2,500
9-O.O.	-	-	-	-	-	915	-	-	-	-	915
Total	-	-	-	-	-	198,549	-	-	-	-	198,549
White:											
1-M.F.	-	-	-	-	-	-	-	-	-	-	-
2-0.M.	-	-	-	79	-	-	-	-	-	-	79
3-0.M.	13	51	-	9,249	239	-	6	2,058	295	44	11,895
4-0.M.	2,657	3,324	160	105,576	20,196	-	137	64,192	20,436	19,121	235,799
5-M.	92,266	59,533	2,339	316,626	103,503	-	1,529	164,730	80,544	180,320	1,001,400
6-0.L.M.	195,866	57,125	981	73,466	36,756	-	3,725	125,299	63,657	119,297	676,162
7-L.M.	62,966	16,731	400	3,730	7,828	-	3,951	37,688	38,968	20,622	192,584
8-0.O.	9,110	2,959	68	222	809	-	422	6,102	7,931	3,793	31,416
9-O.O.	1,676	336	11	38	-	-	21	404	636	679	3,801
Total	364,574	140,059	3,959	508,976	169,331	-	9,791	400,473	212,397	343,566	2,153,426
Spotted:											
3-0.M.	622	463	74	485	37	51	-	200	59	13	2,009
4-0.M.	163,121	51,412	2,659	50,845	6,382	1,228	902	3,722	1,342	1,663	257,275
5-M.	611,699	38,341	1,832	35,720	6,291	2,377	2,608	7,037	1,111	7,898	734,934
6-0.L.M.	280,727	11,378	360	990	220	3,869	803	3,361	807	7,044	269,559
7-L.M.	23,350	2,137	23	20	15	4,990	9	359	46	3,021	33,950
Total	1,039,519	103,731	4,947	92,060	12,945	12,515	4,322	14,679	3,365	19,614	1,307,697
Tinged:											
3-0.M.	246	143	-	-	-	-	-	-	-	35	424
4-0.M.	8,006	942	22	20	13	-	-	-	-	18	9,021
5-M.	18,527	1,089	9	38	-	16	-	-	-	-	19,679
6-0.L.M.	2,985	330	-	-	-	43	-	-	-	-	3,358
7-L.M.	76	83	-	-	-	24	-	-	-	-	133
Total	29,840	2,587	31	58	13	83	-	-	-	53	32,665
Yellow Stained:											
3-0.M.	-	35	-	-	-	-	-	-	-	-	35
4-0.M.	213	123	-	-	-	-	-	-	-	-	336
5-M.	464	107	-	-	-	-	-	-	-	-	571
Total	677	265	-	-	-	-	-	-	-	-	942
Grays:											
3-0.M.	-	-	-	-	-	-	-	20	29	-	49
4-0.M.	89	67	-	6	-	132	-	421	189	21	925
5-M.	360	327	-	20	13	73	-	627	1,216	133	2,759
6-0.L.M.	31	36	-	-	-	-	-	458	1,600	138	2,263
Total	480	430	-	26	13	205	-	1,526	3,034	292	6,006
Below Grade	449	134	-	15	-	1,800	-	82	7	170	2,657
All grades	1,435,539	247,206	8,937	601,135	182,302	213,152	14,113	416,760	219,803	363,995	1/ 3,701,942
Grade index	91.6	94.8	96.0	99.4	98.2	99.3	91.2	96.8	94.6	96.4	95.1
Staple length (inches)											
1 1/16 and shorter	24,539	99,478	4,843	56,569	11,858	296	844	1,996	380	942	425,645
7/8	640,972	101,957	2,710	165,495	26,720	3,659	6,029	20,660	4,526	4,122	976,850
29/32	370,854	29,286	649	165,821	26,131	105	5,150	57,911	9,130	11,496	676,533
15/16	139,079	13,576	353	148,130	38,969	6,313	1,668	134,436	44,970	29,279	552,674
31/32	23,923	2,182	111	55,168	31,706	342	291	117,173	49,426	16,082	296,884
1	9,519	555	129	9,197	29,112	5,994	83	66,174	58,392	32,141	210,286
1-1/32	1,970	165	119	455	17,122	3,948	-	15,847	42,830	105,176	187,632
1-1/16	610	7	23	-	5,432	20,729	-	2,457	8,143	149,491	186,892
1-1/32	77	-	-	-	254	43,768	-	206	479	15,700	60,512
1-1/8	6	-	-	-	27	47,721	-	-	37	480	49,271
1-5/32	-	-	-	-	-	54,465	-	-	-	35	54,500
1-3/16	-	-	-	-	-	20,766	-	-	-	51	20,917
1-7/32	-	-	-	-	-	4,014	-	-	-	-	4,014
1-1/4 and longer	-	-	-	-	-	532	-	-	-	-	532
All lengths	1,435,539	247,206	8,937	601,135	182,302	213,152	14,113	416,760	219,803	363,995	1/ 3,701,942
Average staple length (32d inches)	28.2	27.4	27.2	28.9	30.2	35.6	28.6	30.5	31.4	32.9	29.7

1/ As reported by the Bureau of the Census, running bales, linters excluded.

COTTON PRODUCTION BY DISTRICTS, 1952-53

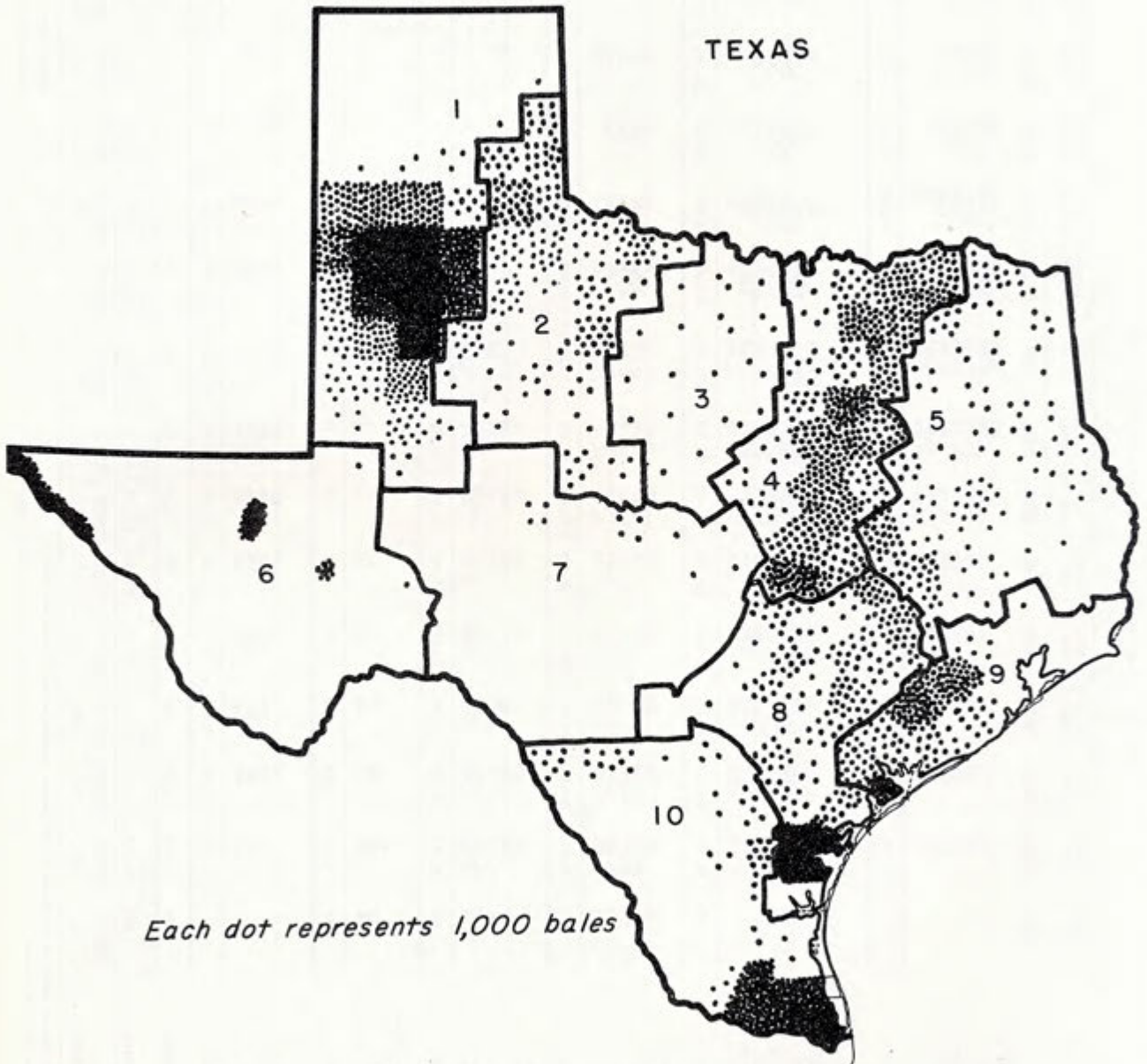


Table 43. -- Grade and staple length of upland cotton in the carry-over, United States, August 1, 1953 - Continues.

Grade	3/16 inch		7/8 inch		29/32 inch		15/16 inch		31/32 inch		1 inch		1-1/16 inches		1-1/8 inches		1-5/32 inches		1-3/16 inches		1-7/32 inches		1-1/2 inches and longer		All lengths			
	Percent	Staple length	Percent	Staple length	Percent	Staple length	Percent	Staple length	Percent	Staple length	Percent	Staple length	Percent	Staple length	Percent	Staple length	Percent	Staple length	Percent	Staple length	Percent	Staple length	Percent	Staple length				
Extra White:																												
3-0-M	-	-	-	-	-	-	-	-	-	-	-	-	-	-	-	-	-	-	-	-	-	-	-	-	-	-		
4-0-M	-	-	-	-	-	-	-	-	-	-	-	-	-	-	-	-	-	-	-	-	-	-	-	-	-	-		
5-M	-	-	-	-	-	-	-	-	-	-	-	-	-	-	-	-	-	-	-	-	-	-	-	-	-	-		
6-0-L-M	-	-	-	-	-	-	-	-	-	-	-	-	-	-	-	-	-	-	-	-	-	-	-	-	-	-		
7-4-M	-	-	-	-	-	-	-	-	-	-	-	-	-	-	-	-	-	-	-	-	-	-	-	-	-	-		
8-0-O	-	-	-	-	-	-	-	-	-	-	-	-	-	-	-	-	-	-	-	-	-	-	-	-	-	-		
9-0-O	-	-	-	-	-	-	-	-	-	-	-	-	-	-	-	-	-	-	-	-	-	-	-	-	-	-		
Total	-	4	-	.5	-	.5	-	1.0	-	1.0	-	1.8	-	5.4	-	11.1	-	22.2	-	31.5	-	52.5	-	63.7	-	74.4		
White:																												
3-0-M	-	-	-	-	-	-	-	-	-	-	-	-	-	-	-	-	-	-	-	-	-	-	-	-	-	-	-	
4-0-M	-	-	-	-	-	-	-	-	-	-	-	-	-	-	-	-	-	-	-	-	-	-	-	-	-	-	-	
5-M	-	-	-	-	-	-	-	-	-	-	-	-	-	-	-	-	-	-	-	-	-	-	-	-	-	-	-	
6-0-L-M	-	-	-	-	-	-	-	-	-	-	-	-	-	-	-	-	-	-	-	-	-	-	-	-	-	-	-	
7-4-M	-	-	-	-	-	-	-	-	-	-	-	-	-	-	-	-	-	-	-	-	-	-	-	-	-	-	-	
8-0-O	-	-	-	-	-	-	-	-	-	-	-	-	-	-	-	-	-	-	-	-	-	-	-	-	-	-	-	
9-0-O	-	-	-	-	-	-	-	-	-	-	-	-	-	-	-	-	-	-	-	-	-	-	-	-	-	-	-	
Total	-	55.3	-	42.5	-	42.5	-	66.5	-	80.5	-	85.5	-	85.3	-	82.9	-	78.9	-	65.0	-	46.4	-	55.2	-	69.9	-	73.6
Spotted:																												
3-0-M	-	.8	-	.2	-	.1	-	.1	-	.2	-	.1	-	.1	-	.1	-	.2	-	.1	-	.1	-	.1	-	.1		
4-0-M	-	10.1	-	7.1	-	7.1	-	6.5	-	3.1	-	1.4	-	1.3	-	1.3	-	1.3	-	1.1	-	.7	-	.7	-	.7		
5-M	-	11.7	-	14.3	-	19.3	-	16.0	-	8.8	-	5.3	-	3.1	-	2.0	-	1.6	-	1.1	-	1.1	-	.5	-	.6		
6-0-L-M	-	7.2	-	10.2	-	16.9	-	15.5	-	3.4	-	2.7	-	2.1	-	1.5	-	.7	-	.5	-	.4	-	.3	-	.3		
7-4-M	-	3.7	-	5.5	-	5.0	-	3.4	-	2.5	-	2.2	-	1.8	-	1.5	-	.8	-	.7	-	.6	-	.5	-	.5		
Total	-	34.5	-	40.3	-	48.4	-	41.7	-	26.1	-	14.5	-	7.3	-	5.4	-	2.7	-	3.2	-	.8	-	1.1	-	.7	-	15.6
Tinged:																												
3-0-M	-	-	-	-	-	-	-	-	-	-	-	-	-	-	-	-	-	-	-	-	-	-	-	-	-	-	-	-
4-0-M	-	-	-	-	-	-	-	-	-	-	-	-	-	-	-	-	-	-	-	-	-	-	-	-	-	-	-	-
5-M	-	-	-	-	-	-	-	-	-	-	-	-	-	-	-	-	-	-	-	-	-	-	-	-	-	-	-	-
6-0-L-M	-	-	-	-	-	-	-	-	-	-	-	-	-	-	-	-	-	-	-	-	-	-	-	-	-	-	-	-
7-4-M	-	-	-	-	-	-	-	-	-	-	-	-	-	-	-	-	-	-	-	-	-	-	-	-	-	-	-	-
Total	-	7.3	-	11.4	-	7.2	-	4.1	-	4.8	-	3.0	-	2.3	-	1.0	-	.1	-	.1	-	.1	-	.1	-	.1	-	2.5
Yellow Stained:																												
3-0-M	-	-	-	-	-	-	-	-	-	-	-	-	-	-	-	-	-	-	-	-	-	-	-	-	-	-	-	-
4-0-M	-	-	-	-	-	-	-	-	-	-	-	-	-	-	-	-	-	-	-	-	-	-	-	-	-	-	-	-
5-M	-	-	-	-	-	-	-	-	-	-	-	-	-	-	-	-	-	-	-	-	-	-	-	-	-	-	-	-
6-0-L-M	-	-	-	-	-	-	-	-	-	-	-	-	-	-	-	-	-	-	-	-	-	-	-	-	-	-	-	-
7-4-M	-	-	-	-	-	-	-	-	-	-	-	-	-	-	-	-	-	-	-	-	-	-	-	-	-	-	-	-
Total	-	10.1	-	1.2	-	.4	-	.1	-	.1	-	.1	-	.1	-	.1	-	.1	-	.1	-	.1	-	.1	-	.1	-	1.1
Gray:																												
3-0-M	-	-	-	-	-	-	-	-	-	-	-	-	-	-	-	-	-	-	-	-	-	-	-	-	-	-	-	-
4-0-M	-	-	-	-	-	-	-	-	-	-	-	-	-	-	-	-	-	-	-	-	-	-	-	-	-	-	-	-
5-M	-	-	-	-	-	-	-	-	-	-	-	-	-	-	-	-	-	-	-	-	-	-	-	-	-	-	-	-
6-0-L-M	-	-	-	-	-	-	-	-	-	-	-	-	-	-	-	-	-	-	-	-	-	-	-	-	-	-	-	-
7-4-M	-	-	-	-	-	-	-	-	-	-	-	-	-	-	-	-	-	-	-	-	-	-	-	-	-	-	-	-
Total	-	-	-	.3	-	.5	-	.7	-	.7	-	.5	-	.7	-	.5	-	.7	-	.5	-	.2	-	.2	-	.2	-	.5
Below Grade																												
2-8	-	.8	-	.5	-	.3	-	.8	-	.3	-	.3	-	.2	-	.2	-	.2	-	.2	-	.2	-	.2	-	.2	-	.3
All grades	100.0	100.0	100.0	100.0	100.0	100.0	100.0	100.0	100.0	100.0	100.0	100.0	100.0	100.0	100.0	100.0	100.0	100.0	100.0	100.0	100.0	100.0	100.0	100.0	100.0	100.0	100.0	100.0

* Less than 0.05 percent.

Table 44. - Grade and staple length of American Egyptian cotton in the carry-over, United States, August 1, 1953 ^{1/}

Grade	1-3/8" and shorter	1-7/16" and 1-15/32"	1-1/2" and 1-17/32"	1-9/16" and longer	Total
	Bales	Bales	Bales	Bales	Bales
1	4	-	342	-	346
2	76	13	124	-	213
3	14	11	144	-	169
4	71	7,020	6,734	-	13,825
5	269	6,591	1,861	1	8,722
6	518	4,488	313	-	5,319
7	545	1,905	10	-	2,460
8	322	297	1	-	620
9	183	62	1	-	246
10	-	-	-	-	-
Total	2,002	20,387	9,530	1	31,920 ^{1/}
Percent	6.3	63.8	29.9	*	100.0
	Percent	Percent	Percent	Percent	Percent
12	-	3.6	-	1.1
2	3.8	.1	1.3	-	.7
37	.1	1.5	-	.5
4	3.5	34.4	70.7	-	43.3
5	13.4	32.3	19.5	100.0	27.3
6	25.9	22.0	3.3	-	16.7
7	27.3	9.3	.1	-	7.7
8	16.1	1.5	*	-	1.9
9	9.1	.3	*	-	.8
10	-	-	-	-	-
Total	100.0	100.0	100.0	100.0	100.0

^{1/} Preliminary, as reported by the Bureau of the Census.

* Less than 0.05 percent.

Table 45. -- Tenderability of upland cotton in the carry-over, United States, August 1, 1944-53 ^{1/}

Year	Tenderable ^{2/}		Untenderable		Total	
	Bales	Percent	Bales	Percent	Bales	Percent
1944	7,627,327	72.2	2,931,302	27.8	10,558,629	100.0
1945	7,597,006	69.0	3,409,391	31.0	11,006,397	100.0
1946	4,904,262	68.4	2,261,203	31.6	7,165,465	100.0
1947	1,854,707	77.5	537,342	22.5	2,392,049	100.0
1948	2,421,756	81.1	566,201	18.9	2,987,957	100.0
1949	4,587,827	88.0	627,817	12.0	5,215,644	100.0
1950	5,933,043	88.0	812,208	12.0	6,745,251	100.0
1951	1,834,990	85.6	308,690	14.4	2,143,680	100.0
1952	1,653,556	61.0	1,055,279	39.0	2,708,835	100.0
1953	4,141,734	77.0	1,235,589	23.0	5,377,323	100.0

^{1/} As reported by the Bureau of the Census, 1953 data preliminary.

^{2/} Tenderable in settlement of futures contracts, with the exception of any bales reduced in grade and/or staple length, and of non-rain-grown cotton below Middling (White or Extra White) in grade and/or shorter than 1-1/32 inches in staple length. This information is not complete on reductions, in grade and/or staple length and of non-rain-grown cotton below Middling (White or Extra White) in grade and/or shorter than 1-1/32 inches in staple length.

Table 46. -- Grade index and average staple length of upland cotton in the carry-over, by places of storage, United States, August 1, 1950-53 ^{1/}

Place of storage	Grade index				Average staple length			
	1950	1951	1952	1953	1950	1951	1952	1953
	Index	Index	Index	Index	32d inches	32d inches	32d inches	32d inches
Consuming establishments	94.9	96.3	93.5	96.3	33.1	33.7	33.2	33.3
Public warehouses, compresses and elsewhere	96.3	95.1	87.6	94.6	32.9	33.2	31.4	31.7
All places of storage	96.1	95.8	89.8	95.0	33.0	33.5	32.1	32.1

^{1/} As reported by the Bureau of the Census, 1953 data preliminary.

Table 47. --Grade and staple length of upland cotton in the carry-over, by places of storage, United States, August 1, 1950-53 - Continued

Grade and length	Consuming establishments				Public warehouses, depots, and elsewhere 1/2				All places of storage			
	1950	1951	1952	1953	1950	1951	1952	1953	1950	1951	1952	1953
	Percent	Percent	Percent	Percent	Percent	Percent	Percent	Percent	Percent	Percent	Percent	Percent
Kstra White												
3-G.M.	0.1	0.3	0.3	0.1	0.4	0.5	*	0.1	0.4	0.4	0.1	0.1
4-G.M.	2.3	3.7	2.1	.8	4.9	1.8	.4	2.0	4.5	2.9	1.1	1.7
5-M.	2.1	1.6	1.0	1.1	4.6	1.2	.6	3.2	4.1	1.5	.8	2.6
6-S.L.M.7	.7	.5	.5	1.5	.5	.9	2.1	1.3	.6	.7	1.7
7-L.M.6	*	.3	.1	.3	.2	1.4	1.0	.3	.1	1.0	.8
8-S.G.O.3	*	.1	*	*	.2	.9	.4	.1	.1	.6	.3
9-G.O.	*	*	*	.1	*	.1	.3	.2	*	*	.2	.2
Total	6.1	6.3	4.3	2.7	11.7	4.5	4.5	9.0	10.7	5.6	4.5	7.4
Whites												
1-M.F.	-	-	-	-	-	-	-	-	-	-	-	-
2-G.M.	-	.7	.5	1.1	.3	.8	.3	.7	.3	.8	.4	.8
3-G.M.3	11.5	10.4	15.9	5.7	12.6	4.0	10.9	6.2	11.9	6.3	12.3
4-G.M.	32.6	34.7	29.2	37.6	30.7	38.8	16.5	30.3	31.1	36.1	21.1	35.1
5-M.	28.1	28.4	23.8	23.0	30.4	18.4	14.3	18.9	29.9	24.5	17.8	20.0
6-S.L.M.	10.7	5.8	10.7	6.6	7.4	4.6	12.5	6.2	8.0	5.3	11.8	6.3
7-L.M.	2.7	1.7	5.9	2.7	.4	2.1	4.8	1.5	.8	1.9	5.2	1.8
8-S.G.O.3	.2	.8	.3	.1	.7	1.0	.3	.1	.4	.9	.3
Total	83.0	83.0	81.3	87.2	75.0	78.0	53.4	68.8	76.4	80.9	63.5	73.6
Spotted:												
3-G.M.2	.2	.1	.3	.3	.8	.1	.1	.3	.4	.1	.1
4-G.M.	1.8	1.6	1.0	1.2	4.1	2.2	2.1	3.6	3.7	1.8	1.7	3.0
5-M.	3.4	3.9	3.8	3.8	6.1	2.9	6.6	6.2	5.6	3.6	5.6	5.6
6-S.L.M.	2.2	2.1	3.8	1.8	1.0	2.3	14.5	5.9	1.2	2.2	10.7	4.8
7-L.M.9	.7	1.6	1.0	.2	2.5	7.5	2.5	.3	1.4	5.3	2.1
Total	8.5	8.5	10.3	8.1	11.7	10.7	30.8	18.3	11.1	9.4	23.4	15.6
Tinged:												
3-G.M.	-	*	*	*	*	*	*	*	*	*	*	*
4-G.M.1	.1	.2	.2	.1	.2	.2	.2	.1	.2	.2	.2
5-M.4	.9	.8	.5	.3	1.1	1.7	.7	.2	.9	1.4	.7
6-S.L.M.5	.4	.9	.6	.1	1.2	2.8	1.0	.2	.7	2.1	.9
7-L.M.1	.2	.6	.3	*	1.7	3.3	.8	.1	.8	2.3	.7
Total	1.1	1.6	2.5	1.6	.5	4.2	8.0	2.7	.6	2.6	6.0	2.5
Yellow Stained:												
3-G.M.	-	*	-	*	-	*	*	*	-	*	*	*
4-G.M.	*	*	-	*	*	.1	.1	*	*	.1	*	*
5-M.	*	*	.1	*	*	.2	.4	.1	*	.1	.3	.1
Total	*	.1	.1	*	*	.3	.5	.1	*	.2	.3	.1
Greys:												
3-G.M.	-	-	-	-	*	*	*	*	*	*	*	*
4-G.M.3	.2	.3	.1	.3	.5	.2	.2	.3	.3	.2	.1
5-M.8	.3	.7	.1	.7	.4	.6	.3	.8	.4	.6	.2
6-S.L.M.1	*	.3	*	*	.2	.4	.2	*	.1	.4	.2
Total	1.2	.5	1.3	.2	1.0	1.1	1.2	.7	1.1	.8	1.2	.5
Below Grade1	*	.2	.1	.1	1.2	1.6	.3	.1	.5	1.1	.3
All grades	100.0	100.0	100.0	100.0	100.0	100.0	100.0	100.0	100.0	100.0	100.0	100.0
Staple length												
13/16 and shorter.	.3	.3	.2	.2	.9	1.3	4.1	5.1	.8	.7	2.6	3.8
7/8	3.0	2.5	3.7	3.6	4.1	3.5	13.0	11.5	3.9	2.9	9.6	9.3
29/32	1.6	1.5	1.9	1.8	4.2	2.7	10.1	8.1	3.7	2.0	7.1	6.4
15/16	5.1	4.1	5.0	4.3	6.5	6.1	11.3	8.7	6.3	4.9	9.0	7.5
31/32	4.9	3.5	3.0	3.4	4.0	4.8	6.4	5.4	4.1	4.0	5.2	4.9
1	19.2	10.6	15.4	12.6	11.1	11.1	13.2	12.0	12.6	10.8	11.0	12.2
1-1/32	22.7	20.4	26.0	20.4	22.2	20.4	18.3	19.1	22.3	20.4	21.3	19.4
1-1/16	23.1	26.2	25.0	35.0	28.6	29.1	17.5	21.7	27.5	27.4	20.3	25.2
1-3/32	10.5	14.4	8.5	11.5	13.9	8.9	3.4	6.3	13.3	12.2	5.2	7.7
1-1/8	5.6	10.7	5.5	4.1	3.0	4.8	1.0	1.0	3.5	8.4	2.7	1.9
1-5/32	2.5	3.4	2.2	1.6	.5	2.8	.5	.6	.9	3.1	1.1	.9
1-3/168	.9	1.0	.7	.3	2.0	.5	.3	.4	1.3	.7	.4
1-7/322	.7	.6	.4	.4	1.2	.3	.1	.3	.9	.4	.2
1-1/4 and longer.	.5	.8	1.4	.4	.3	1.3	.4	.1	.4	1.0	.8	.2
All lengths . . .	100.0	100.0	100.0	100.0	100.0	100.0	100.0	100.0	100.0	100.0	100.0	100.0

1/2 The "elsewhere" cotton, as reported by the Bureau of the Census, amounted to 350,000 for 1950, 134,000 for 1951, 220,000 for 1952, and 259,000 for 1953.
 3/4 Quantities in running bales, linters excluded.
 5/6 As reported by the Bureau of the Census, 1953 data preliminary.
 * Less than 0.05 percent.

Table 48. --Staple length of cotton of foreign growth $\frac{1}{2}$ in the carry-over, August 1, 1944-53

Growth and length (inches)	1944	1945	1946	1947	1948	1949	1950	1951	1952	1953
	Bales $\frac{1}{2}$	Bales $\frac{1}{2}$	Bales $\frac{1}{2}$	Bales $\frac{1}{2}$	Bales $\frac{1}{2}$	Bales $\frac{1}{2}$	Bales $\frac{1}{2}$	Bales $\frac{1}{2}$	Bales $\frac{1}{2}$	Bales $\frac{1}{2}$
Egyptians										
1-3/32 and shorter	-	-	-	-	-	-	-	-	-	-2
1-1/8 and 1-5/32	-	253	246	-	180	-	-	-	-	8
1-3/16 and 1-7/32	1,254	2,691	734	13	-	353	316	400	1,397	102
1-1/4 to 1-11/32	21,884	35,256	10,742	3,084	719	5,495	11,080	2,650	-	4,845
1-3/8 to 1-15/32	27,495	11,050	16,242	34,510	12,055	35,418	34,257	32,876	26,069	37,400
1-1/2 to 1-19/32	11,263	9,687	11,979	16,848	19,187	912	11,779	20,189	5,591	14,089
1-5/8 to 1-23/32	-	-	-	3	1,430	-	1,035	-	-	-
1-3/4 and longer	-	-	128	-	-	-	-	-	-	-
All lengths $\frac{1}{2}$	61,896	58,937	40,069	54,488	33,571	42,178	58,497	56,115	33,057	56,446
Peruvians										
1-3/32 and shorter	50	-	-	237	171	147	-	-	-	-
1-1/8 and 1-5/32	-	-	420	927	-	16	-	-	-	4
1-3/16 and 1-7/32	-	199	385	630	122	23	-	217	102	202
1-1/4 to 1-11/32	2,123 $\frac{1}{2}$	3,306 $\frac{1}{2}$	5,583 $\frac{1}{2}$	12,716 $\frac{1}{2}$	7,128 $\frac{1}{2}$	863 $\frac{1}{2}$	3,161 $\frac{1}{2}$	3,989 $\frac{1}{2}$	-	471
1-3/8 to 1-15/32	-	-	-	-	-	-	-	-	1,015	381
1-1/2 to 1-19/32	-	-	-	-	-	-	-	-	582	736
1-5/8 to 1-23/32	-	-	-	-	-	-	-	-	2,216	1,576
1-3/4 and longer	-	-	-	-	-	-	-	-	-	-
All lengths $\frac{1}{2}$	2,364	3,585	6,388	14,510	7,421	1,049	3,161	4,206	3,983	3,370
Indians $\frac{1}{2}$										
13/16 and shorter	40,856	47,006	101,729	60,797	46,425	23,699	32,985	51,408	29,918	27,155
Other Foreign										
13/16 and shorter	784	731	484	172	514	531	50	109	53	2,769
7/8 and 29/32	-	-	164	49	29	-	-	-	-	-
15/16 and 31/32	-	-	1,669	416	42	-	-	-	-	-
1 and 1-1/32	9,636	10,402	2,246	970	98	-	1,924	-	-	670
1-1/16 and 1-3/32	2,573	-	64	92	-	-	957	-	-	361
1-1/8 and 1-5/32	-	-	-	-	-	10	-	-	1,748	-
1-3/16 and 1-7/32	-	-	-	-	-	-	-	-	469	-
1-1/4 and longer	1,720	4,719	2,006	2,917	1,629	2,166	552	1,086	966	2,006
All lengths $\frac{1}{2}$	14,713	15,852	6,633	4,616	2,312	2,707	3,483	1,195	3,236	5,806
All Foreign $\frac{1}{2}$	119,829	125,380	154,819	134,411	89,729	69,633	98,126	112,924	70,194	92,777

$\frac{1}{2}$ Includes American Sea Island cotton in most recent years.
 $\frac{1}{2}$ Quantities are in equivalent 500-pound bales.

$\frac{1}{2}$ As reported by the Bureau of the Census,
 1953 data preliminary.

$\frac{1}{2}$ Includes those lengths longer than 1-1/4* prior to 1953.

Table 50. — Carry-over, crop, supply, and disappearance of upland cotton, by staple groupings, United States, 1935-53

Season beginning August 1	1 1/16" and shorter	7/8" and 29/32"	15/16" and 31/32"	1" and 1-1/32"	1-1/16" and 1-3/32"	1-1/8" and 1-5/32"	1-3/16" and 1-7/32"	1-1/4" and longer	All lengths 1/
	1,000 bales 2/	1,000 bales 2/	1,000 bales 2/	1,000 bales 2/	1,000 bales 2/	1,000 bales 2/	1,000 bales 2/	1,000 bales 2/	1,000 bales 2/
<u>CARRY-OVER</u>									
1935	529	2,774	1,799	996	533	356	112	30	7,129
1936	561	2,289	1,259	715	225	191	67	23	5,330
1937	606	1,600	859	644	296	265	90	22	4,382
1938	1,326	3,742	2,814	1,957	1,094	370	114	19	11,436
1939	1,248	3,481	3,069	2,745	1,631	671	76	22	12,943
1940	781	2,827	2,583	2,149	1,443	578	54	38	10,453
1941	705	2,853	3,254	2,780	1,688	598	84	49	12,011
1942	876	2,751	2,335	2,570	1,301	472	107	63	10,475
1943	1,075	2,711	2,040	2,246	1,723	521	136	78	10,530
1944	1,327	2,525	2,208	2,631	1,288	386	137	57	10,559
1945	1,166	2,693	2,010	2,764	1,833	385	104	51	11,006
1946	562	1,172	1,228	2,103	1,562	385	105	48	7,165
1947	25	164	343	1,022	544	213	52	29	2,392
1948	53	242	398	1,219	795	232	29	14	2,988
1949	23	122	356	2,139	2,293	255	18	10	5,216
1950	54	512	704	2,351	2,751	297	50	26	6,745
1951	14	105	191	668	849	247	18	22	2,144
1952	72	453	384	555	691	102	30	22	2,709
1953	202	667	666	1,698	1,776	148	29	11	5,377
<u>CROP</u>									
1935	1,320	3,235	2,628	1,682	867	554	103	14	10,403
1936	1,152	3,143	2,617	2,749	1,555	732	156	20	12,124
1937	1,835	5,235	5,038	3,542	1,639	842	90	16	18,237
1938	510	2,006	3,124	2,964	2,024	764	155	51	11,598
1939	627	2,397	2,780	3,351	1,762	426	76	33	11,452
1940	334	1,591	2,999	4,185	2,506	534	67	45	12,261
1941	441	1,224	2,265	3,821	1,968	496	139	80	10,434
1942	531	1,668	2,586	4,331	2,518	521	110	98	12,363
1943	858	1,257	2,593	4,230	1,631	302	142	56	11,069
1944	550	1,330	2,188	4,884	2,539	254	65	21	11,831
1945	234	677	1,697	3,699	2,262	181	40	19	8,809
1946	168	620	1,108	3,494	2,879	201	30	15	8,515
1947	843	1,263	1,774	4,988	2,581	128	7	2	11,556
1948	569	1,230	1,663	5,724	5,095	279	12	5	14,577
1949	615	2,493	2,376	4,956	5,069	314	64	18	15,905
1950	176	1,074	1,092	3,002	4,212	206	67	17	9,846
1951	288	2,080	1,625	5,264	5,446	258	59	6	15,026
1952	499	1,889	1,714	5,292	5,135	293	34	2	14,858
<u>SUPPLY 3/</u>									
1935	1,849	6,009	4,427	2,678	1,400	910	215	44	17,532
1936	1,743	5,432	3,876	3,464	1,780	923	223	43	17,454
1937	2,441	6,835	5,897	4,186	1,935	1,107	180	38	22,619
1938	1,836	5,748	5,938	4,921	3,118	1,134	269	70	23,034
1939	1,875	5,878	5,849	3,393	6,096	1,097	152	55	24,395
1940	1,115	4,448	5,582	6,334	3,949	1,112	121	83	22,714
1941	1,146	4,077	5,519	6,601	3,656	1,094	223	129	22,445
1942	1,407	4,429	4,921	6,901	3,819	993	217	161	22,838
1943	1,933	3,968	4,633	6,476	3,354	823	278	134	21,599
1944	1,877	3,855	4,396	7,515	3,827	640	202	78	22,390
1945	1,400	3,370	3,707	6,463	4,095	566	144	70	19,815
1946	730	1,792	2,336	5,597	4,444	586	135	63	15,680
1947	838	1,427	2,117	6,010	3,125	341	59	31	13,948
1948	622	1,472	2,061	6,943	5,890	517	41	19	17,565
1949	638	2,615	2,732	7,095	7,362	569	82	28	21,121
1950	230	1,586	1,796	5,353	6,963	503	117	43	16,591
1951	302	2,185	1,816	5,932	6,295	505	107	28	17,170
1952	571	2,342	2,098	6,247	5,826	395	64	24	17,567
<u>DISAPPEARANCE 4/</u>									
1935	1,288	3,720	3,168	1,963	1,175	719	148	21	12,202
1936	1,107	3,832	3,017	2,820	1,484	658	133	21	13,072
1937	1,115	3,093	3,083	2,229	841	737	66	19	11,183
1938	588	2,267	2,869	2,176	1,487	463	193	48	10,091
1939	1,094	3,051	3,266	3,947	1,950	519	98	17	13,942
1940	410	1,565	2,328	3,564	2,261	514	37	34	10,703
1941	270	1,326	2,184	4,031	2,355	622	116	66	11,970
1942	332	1,708	2,881	4,655	2,096	472	81	83	12,308
1943	606	1,443	2,425	3,845	2,066	437	114	77	11,040
1944	711	1,162	2,386	4,751	1,994	255	98	27	11,384
1945	838	2,198	2,479	4,360	2,533	181	39	22	12,650
1946	705	1,628	1,993	4,575	3,897	373	83	34	13,288
1947	785	1,185	1,719	4,791	2,330	103	30	17	10,960
1948	599	1,350	1,705	4,804	3,597	262	23	9	12,349
1949	584	2,103	2,028	4,744	4,611	272	32	2	14,376
1950	216	1,481	1,605	4,685	6,144	256	69	21	14,447
1951	230	1,732	1,432	4,977	5,604	403	77	6	14,461
1952	369	1,495	1,432	4,549	4,050	247	35	13	12,190

1/ As reported by the Bureau of the Census, 1953 carry-over and 1952 disappearance preliminary.

2/ Running bales, counting round as half bales.

3/ Carry-over at the beginning of the season plus crop.

4/ Supply minus carry-over at the end of the season.

Table 52. -- Grade and staple length of Sealand cotton ginned, United States, 1952-53

Grade	1-3/8" and shorter	1-7/16" and 1-15/32"	1-1/2" and 1-17/32"	1-9/16" and longer	Total
	<u>Bales</u>	<u>Bales</u>	<u>Bales</u>	<u>Bales</u>	<u>Bales</u>
1	-	3	2	-	5
1½	3	13	34	7	57
2	3	45	129	12	189
2½	9	61	94	5	169
3	17	53	78	3	151
3½	1	22	16	1	40
4	9	11	10	-	30
4½	-	-	-	-	-
5	5	-	-	-	5
Below Grade . .	1	2	-	-	3
Total	48	210	363	28	1/ 649
Percent	7.4	32.4	55.9	4.3	100.0
<u>Grade</u>	<u>Percent</u>	<u>Percent</u>	<u>Percent</u>	<u>Percent</u>	<u>Percent</u>
1	-	1.4	0.6	-	0.8
1½	6.2	6.2	9.4	25.0	8.8
2	6.2	21.4	35.4	42.8	29.0
2½	18.7	29.1	25.9	17.9	26.0
3	35.6	25.2	21.5	10.7	23.3
3½	2.1	10.5	4.4	3.6	6.2
4	18.7	5.2	2.8	-	4.6
4½	-	-	-	-	-
5	10.4	-	-	-	.8
Below Grade . .	2.1	1.0	-	-	.5
Total	100.0	100.0	100.0	100.0	100.0

1/ Data for grade and staple compiled from official records of the Department of Agriculture. Ginnings of Sealand cotton not reported separately by the Bureau of the Census.