

**UNITED STATES DEPARTMENT of AGRICULTURE
AGRICULTURAL MARKETING SERVICE**

**COTTON QUALITY STATISTICS
UNITED STATES
1953-54**

Washington, D. C.

Statistical Bulletin No. 154

February 1955

UNITED STATES DEPARTMENT OF AGRICULTURE
AGRICULTURAL MARKETING SERVICE

Cotton Division

COTTON QUALITY STATISTICS
UNITED STATES
1953-54

CONTENTS

Table No.		Page No.
	Introduction	1
	United States Cotton Production, 1952-53	2
	United States tables:	
1	Grade and staple length of upland cotton ginned in the United States, 1953-54.	3-4
2	Grade and staple length of American-Egyptian cotton ginned, by States and United States, 1953-54	5
3	Grade and staple length of upland cotton ginned in the United States, during specified periods, 1953-54.	6
4	Grade and staple length of American-Egyptian cotton ginned in the United States, during specified periods, 1953-54	7
5	Grade of upland cotton ginned in the United States, by States, crops of 1951-53.	8-9
6	Staple length of upland cotton ginned in the United States, by States, crops of 1951-53.	10-11
7	Grade index and average staple length of upland cotton ginned in the United States, by States, crops of 1949-53.	12
8	Preparation of upland cotton ginned in the United States, during specified periods, by States, 1953-54	13-14
9	Tenderability of upland cotton ginned, by States, 1953-54.	15
10	Tenderability of upland cotton ginned in the United States, 1942-53.	15
	State tables:	
11	Grade and staple length of upland cotton ginned in Alabama, 1953-54.	16
12	Grade and staple length of upland cotton ginned in Arizona, 1953-54.	17
13	Grade and staple length of upland cotton ginned in Arkansas, 1953-54	18
14	Grade and staple length of upland cotton ginned in California, 1953-54	19
15	Grade and staple length of upland cotton ginned in Florida, 1953-54.	20
16	Grade and staple length of upland cotton ginned in Georgia, 1953-54.	21
17	Grade and staple length of upland cotton ginned in Illinois, 1953-54	22
18	Grade and staple length of upland cotton ginned in Kentucky, 1953-54	23
19	Grade and staple length of upland cotton ginned in Louisiana, 1953-54.	24
20	Grade and staple length of upland cotton ginned in Mississippi, 1953-54.	25
21	Grade and staple length of upland cotton ginned in Missouri, 1953-54	26
22	Grade and staple length of upland cotton ginned in New Mexico, 1953-54	27
23	Grade and staple length of upland cotton ginned in North Carolina, 1953-54	28
24	Grade and staple length of upland cotton ginned in Oklahoma, 1953-54	29
25	Grade and staple length of upland cotton ginned in South Carolina, 1953-54	30
26	Grade and staple length of upland cotton ginned in Tennessee, 1953-54.	31
27	Grade and staple length of upland cotton ginned in Texas, 1953-54.	32
28	Grade and staple length of upland cotton ginned in Virginia, 1953-54	33
29	Grade and staple length of upland cotton ginned, during specified periods, in Alabama and Arizona, 1953-54	34
30	Grade and staple length of upland cotton ginned, during specified periods, in Arkansas and California, 1953-54	35
31	Grade and staple length of upland cotton ginned, during specified periods, in Florida and Georgia, 1953-54	36
32	Grade and staple length of upland cotton ginned, during specified periods, in Illinois and Kentucky, 1953-54	37
33	Grade and staple length of upland cotton ginned, during specified periods, in Louisiana and Mississippi, 1953-54	38
34	Grade and staple length of upland cotton ginned, during specified periods, in Missouri and New Mexico, 1953-54	39
35	Grade and staple length of upland cotton ginned, during specified periods, in North Carolina and Oklahoma, 1953-54	40
36	Grade and staple length of upland cotton ginned, during specified periods, in South Carolina and Tennessee, 1953-54.	41
37	Grade and staple length of upland cotton ginned, during specified periods, in Texas and Virginia, 1953-54.	42
38	Grade and staple length of upland cotton ginned, by districts, in Alabama and Arkansas, 1953-54.	43
39	Grade and staple length of upland cotton ginned, by districts, in Georgia and Louisiana, 1953-54	45
40	Grade and staple length of upland cotton ginned, by districts, in Mississippi and North Carolina, 1953-54.	47
41	Grade and staple length of upland cotton ginned, by districts, in Oklahoma, South Carolina and Tennessee, 1953-54.	49
42	Grade and staple length of upland cotton ginned, by districts, in Texas, 1953-54	51
	Carry-over tables:	
43	Grade and staple length of upland cotton in the carry-over, United States, August 1, 1953.	53
44	Grade and staple length of upland cotton in the carry-over, United States, August 1, 1954.	54
45	Tenderability of upland cotton in the carry-over, United States, August 1, 1945-54	55
46	Staple length of cotton of foreign growth in the carry-over, August 1, 1945-54	55
47	Grade and staple length of American-Egyptian cotton in the carry-over, United States, August 1, 1953	56
48	Grade and staple length of American-Egyptian cotton in the carry-over, United States, August 1, 1954	56
49	Grade and staple length of upland cotton in the carry-over, by places of storage, United States, August 1, 1951-54	57
	Supply and disappearance tables:	
50	Carry-over, crop, supply and disappearance of upland cotton, by grade groupings, United States, 1935-54.	58
51	Carry-over, crop, supply and disappearance of upland cotton, by staple groupings, United States, 1935-54	59
52	Grade and staple length of upland cotton in the supply, United States, 1953-54	60

In assembling the information on which this report is based, the following agencies cooperated during the 1953-54 season:

Louisiana Agricultural Experiment Station
Louisiana State Department of Agricultural and Immigration
New Mexico Agricultural Experiment Station
North Carolina Agricultural Extension Service

Credit is due cotton ginners, warehousemen, dealers, manufacturers, and owners of cotton, whose cooperation has made this report possible.

Cotton Quality Statistics, United States

1953-54

Introduction

This report contains information on the quality of cotton ginned during the 1953-54 season, and on the quality of cotton on hand in the United States on August 1, 1954. To facilitate comparison certain data contained in the reports for previous years are included. This information should be helpful to cotton growers and breeders and to merchants, consumers, research workers and others interested in the quality of the crop and the carry-over.

Estimates of the quality of the ginnings for most of the States are based on the classification of samples representing approximately 10 percent of the crop of upland cotton. These samples were submitted by gins selected to represent a cross-section of the quality of total ginnings by districts and States. In the case of upland and American-Egyptian cotton in Arizona, California, New Mexico, and district 6 of Texas, where from 95 to 100 percent of ginnings are classed under another program, the total samples classed are adjusted to ginnings and used in preparing the estimates. The proportions of the various qualities found in the samples classed were applied to total ginnings as reported by the Bureau of the Census for upland and American-Egyptian cotton. For the purpose of preparing the estimates most cotton-producing States are divided into districts. Samples classed were weighted by ginning periods for all cotton-producing States as well as by districts for most cotton-producing States.

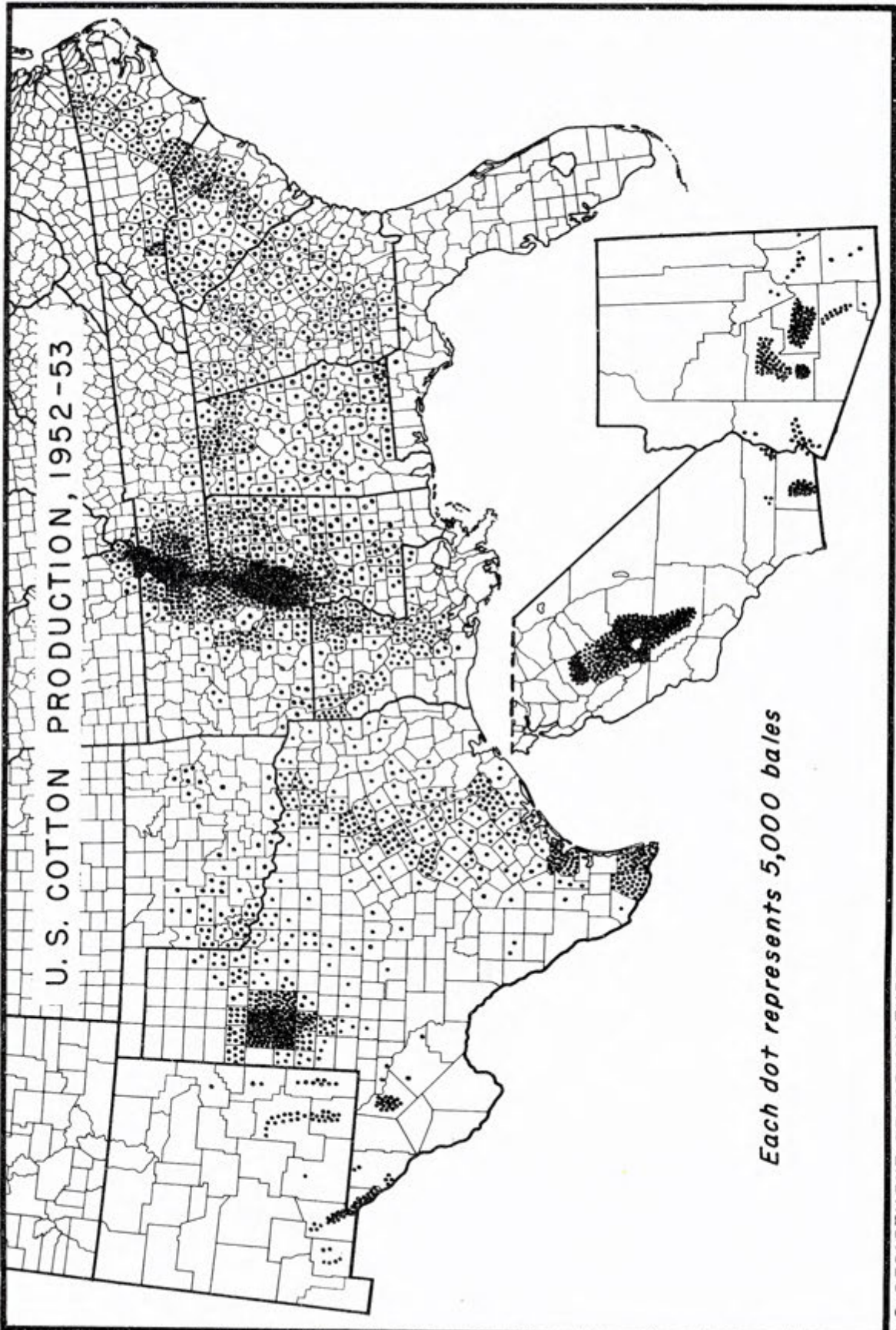
The report for the carry-over includes statistics on the grade and staple length of upland and American-Egyptian cotton and on the staple length of cotton of foreign growth on hand in the United States on August 1, 1954. The estimates of the quality of the carry-over were based on the classification of samples representative of the cotton in consuming establishments, in public warehouses and compresses, and in other places of storage. The proportions of the various qualities found in the samples classed were applied in each instance to the total number of bales in the consuming establishments, public warehouses or compresses, or in other places of storage. Samples were classed from over 85 percent of all cotton located in such places of storage. The figures on the quality of cotton from which samples were classed for each State and for the principal types of storage were then raised to correspond with the number of bales as reported by the Bureau of the Census.

The Official Cotton Standards for Grades of American Upland Cotton were revised effective August 15, 1953. The revision abolished the Middling Fair and Strict Good Middling standards for White cotton and all standards for Extra White cotton, and changed the remaining standards so as to reflect the characteristics of the recent cotton crops insofar as color, leaf and preparation are concerned.

The tables in this report that contain figures on the tenderability of cotton on futures contracts indicate only the total quantities tenderable and untenderable.

Throughout this report the official grade designations are abbreviated as follows: Good Middling, 3-G.M.; Strict Middling, 4-S.M.; Middling, 5-M.; Strict Low Middling, 6-S.L.M.; Low Middling, 7-L.M.; Strict Good Ordinary, 8-S.G.O.; Good Ordinary, 9-G.O.

U. S. COTTON PRODUCTION, 1952-53



Each dot represents 5,000 bales

Table 1. -- Grade and staple length of upland cotton ginned in the United States, 1953-54

Grade	3/4 inch and shorter	13/16 inch	7/8 inch	29/32 inch	15/16 inch	31/32 inch	1 inch	1-1/32 inches	1-1/16 inches	1-3/32 inches	1-1/8 inches	1-5/32 inches	1-3/16 inches	1-7/32 inches	1-1/4 inches and longer	All lengths	
	Bales	Bales	Bales	Bales	Bales	Bales	Bales	Bales	Bales	Bales	Bales	Bales	Bales	Bales	Bales	Bales	Percent
White:																	
3-0.M.	-	49	412	361	1,374	1,581	2,412	7,678	20,534	11,134	4,932	9,834	2,655	350	64	63,470	0.4
4-0.M.	38	5,359	26,104	30,197	65,061	58,049	130,086	402,526	894,251	242,511	92,074	97,229	12,216	1,497	440	2,096,948	12.9
5-0.M.	29	10,769	89,822	172,698	315,810	230,924	481,568	1,569,567	2,202,205	504,196	82,856	30,897	3,530	1,117	656	5,716,654	35.1
6-0.S.L.M.	57	6,777	77,790	171,969	295,684	193,257	534,611	1,313,642	1,250,090	294,844	26,914	5,700	651	221	114	4,174,961	25.7
7-1.M.	35	6,815	163,969	286,867	338,538	161,574	325,211	418,185	371,301	75,309	3,279	400	55	22	12	2,153,572	13.3
8-0.S.O.	47	4,192	66,737	77,229	81,312	42,511	94,882	104,352	51,439	3,626	110	40	-	-	-	528,477	3.3
9-0.O.	9	1,856	10,263	4,072	10,996	11,420	22,422	11,191	2,853	162	-	-	-	-	-	75,044	.5
Total.	215	30,827	437,057	743,393	1,108,775	699,416	1,563,192	3,847,441	4,792,473	1,181,784	212,173	144,102	19,107	3,406	1,295	14,810,646	91.2
Spotted:																	
3-0.M.	-	1,048	5,099	4,111	3,725	1,422	1,012	1,098	601	219	194	119	-	-	-	19,258	.1
4-0.M.	16	4,907	30,683	42,096	52,029	25,829	28,791	42,918	19,872	9,432	3,987	1,105	57	10	5	281,337	1.6
5-0.M.	94	7,181	49,793	85,334	62,568	27,745	48,652	47,327	21,745	6,115	1,485	210	4	-	-	338,453	2.1
6-0.S.L.M.	66	11,825	92,156	146,993	94,733	27,361	31,782	19,280	10,199	1,330	180	3	2	-	-	435,532	2.7
7-1.M.	146	12,255	47,805	20,780	22,304	16,069	19,758	9,690	2,961	138	20	-	-	-	-	151,926	.9
Total.	324	36,816	226,146	279,114	235,359	98,446	129,955	120,313	55,378	17,234	5,866	1,437	63	10	5	1,206,506	7.4
Tinged:																	
3-0.M.	-	-	-	-	-	-	11	-	-	-	-	-	-	-	-	11	*
4-0.M.	9	123	137	71	32	31	95	46	32	-	-	-	-	-	-	576	*
5-0.M.	87	653	983	213	528	414	402	222	124	-	-	-	-	-	-	3,626	*
6-0.S.L.M.	42	958	1,130	293	1,239	554	898	238	144	-	-	-	-	-	-	5,496	*
7-1.M.	-	342	572	148	2,233	1,534	1,389	563	49	-	-	-	-	-	-	6,830	*
Total.	138	2,076	2,822	725	4,032	2,533	2,795	1,069	349	-	-	-	-	-	-	16,539	*
Yellow Stained:																	
3-0.M.	-	-	-	-	-	-	-	-	-	-	-	-	-	-	-	-	-
4-0.M.	-	-	-	-	-	-	-	-	-	-	-	-	-	-	-	-	-
5-0.M.	9	51	-	-	3	3	2	15	21	4	-	-	-	-	-	108	*
Total.	9	51	-	-	3	3	2	15	21	4	-	-	-	-	-	108	*
Gray:																	
3-0.M.	-	-	-	17	44	108	611	1,359	958	38	-	-	-	-	-	3,135	*
4-0.M.	9	7	110	287	721	1,412	8,068	21,240	11,816	446	16	13	-	-	-	44,945	.3
5-0.M.	-	121	561	1,011	3,120	3,932	21,845	42,349	25,707	948	39	4	-	-	-	96,687	.6
6-0.S.L.M.	20	86	452	375	2,322	1,775	6,925	22,033	12,245	394	-	-	-	-	-	46,627	.3
Total.	29	214	1,143	1,690	6,207	7,227	38,249	86,981	50,726	1,826	55	17	-	-	-	194,364	1.2
Below Grade.	37	2,271	5,960	798	6,341	4,003	3,938	1,223	207	25	-	-	-	-	-	24,436	.2
All grades.	752	80,255	672,761	1,029,720	1,360,717	811,628	1,756,171	4,057,042	4,899,154	1,200,871	218,066	145,594	19,170	3,417	1,291	16,252,599	100.0
	Percent	Percent	Percent	Percent	Percent	Percent	Percent	Percent	Percent	Percent	Percent	Percent	Percent	Percent	Percent	Percent	Percent
All grades.	* 0.5	4.1	6.3	8.4	5.0	10.8	25.0	30.2	7.4	1.3	0.9	0.1	*	*	*	100.0	

/ As reported by the Bureau of the Census, running bales.

* Less than 0.05 percent.

Percentage rough preparation 0.7

Grade Index 95.0

Average staple length 32.6

Table 1. -- Grade and staple length of upland cotton ginned in the United States, 1953-54 - Continued

Grade	3/4 inch and shorter	13/16 inch	7/8 inch	29/32 inch	15/16 inch	31/32 inch	1 inch	1-1/32 inches	1-1/16 inches	1-1/8 inches	1-5/32 inches	1-3/16 inches	1-1/4 inches	1-1/2 inches and longer	All lengths	
	Percent	Percent	Percent	Percent	Percent	Percent	Percent	Percent	Percent	Percent	Percent	Percent	Percent			
White:																
3-0.M.	-	0.1	0.1	*	0.1	0.2	0.1	0.2	0.4	0.9	2.3	6.8	33.8	10.2	5.0	0.4
4-0.M.	5.1	7.9	3.9	2.9	4.8	7.2	8.0	9.9	18.3	24.4	42.1	55.9	53.7	49.7	34.1	12.9
5-M.	3.9	13.4	13.4	16.8	23.2	28.3	27.4	39.2	44.9	42.0	39.0	21.2	18.4	32.7	30.8	35.1
6-3.5.M.	7.6	8.4	11.6	16.8	21.7	23.8	30.4	32.4	25.5	24.6	13.3	3.9	3.4	6.9	8.8	25.7
7-5.M.	4.7	11.0	24.3	28.0	24.8	19.9	18.5	10.3	7.6	6.3	1.0	.3	.3	.6	.9	13.3
8-3.5.0.	6.2	5.2	10.2	7.5	6.0	5.2	5.4	2.6	1.0	.3	.1	*	-	-	-	3.3
9-0.0.	1.2	2.3	1.5	.4	.8	1.4	1.3	.3	.1	*	-	-	-	-	-	.5
Total.	28.7	48.3	65.0	72.4	81.4	86.0	89.9	94.9	97.8	98.5	97.3	99.0	99.6	99.7	99.6	91.2
Spotted:																
3-0.M.	-	1.3	.8	.4	.3	.2	.1	*	*	*	.3	.3	-	-	-	.1
4-0.M.	2.1	5.6	4.6	4.1	3.8	3.2	1.6	1.1	.4	.8	1.8	.8	.3	.3	.4	1.6
5-M.	12.0	8.9	7.4	6.4	4.6	3.4	2.8	1.2	.4	.5	.7	.1	*	-	-	2.1
6-3.5.M.	9.0	14.7	13.7	14.3	7.0	3.4	1.8	.5	.2	.1	.1	*	*	-	-	2.7
7-5.M.	19.3	15.4	7.1	2.0	1.5	2.0	1.1	.2	.1	*	*	-	-	-	-	.9
Total.	42.9	45.9	39.6	27.2	17.3	12.2	7.4	3.0	1.1	1.4	2.7	1.0	.3	.3	.4	7.4
Tinged:																
3-0.M.	-	-	-	-	-	-	*	-	-	-	-	-	-	-	-	*
4-0.M.	1.2	.2	*	*	*	*	*	*	-	-	-	-	-	-	-	*
5-M.	11.6	.9	.1	*	*	.1	*	*	-	-	-	-	-	-	-	*
6-3.5.M.	5.6	1.2	.2	*	.1	.1	.1	*	-	-	-	-	-	-	-	*
7-5.M.	-	.4	.1	*	.2	.2	.1	*	-	-	-	-	-	-	-	*
Total.	18.4	2.6	.4	*	.3	.4	.2	*	*	-	-	-	-	-	-	*
Yellow Stained:																
3-0.M.	-	-	-	-	-	-	-	-	-	-	-	-	-	-	-	-
4-0.M.	-	-	-	-	-	-	-	-	-	-	-	-	-	-	-	-
5-M.	1.2	.1	-	-	*	*	*	*	*	*	-	-	-	-	-	*
Total.	1.2	.1	-	-	*	*	*	*	*	*	-	-	-	-	-	*
Gray:																
3-0.M.	-	-	-	*	*	*	*	*	*	*	-	-	-	-	-	*
4-0.M.	1.2	*	*	*	.1	.2	.5	.5	.2	*	*	-	-	-	-	.3
5-M.	-	.2	.1	.1	.2	.5	1.2	1.0	.5	.1	*	*	-	-	-	.6
6-3.5.M.	2.7	.1	.1	*	.2	.2	.4	.5	.2	*	-	-	-	-	-	.3
Total.	3.9	.3	.2	.1	.5	.9	2.1	2.0	.9	.1	*	*	-	-	-	1.2
Below Grade.	4.9	2.8	.8	.1	.5	.5	.2	*	*	*	-	-	-	-	-	.2
All grades.	100.0	100.0	100.0	100.0	100.0	100.0	100.0	100.0	100.0	100.0	100.0	100.0	100.0	100.0	100.0	100.0

* Less than 0.05 percent.

Table 2. -- Grade and staple length of American-Egyptian cotton ginned by States and United States, 1953-54

Grade	Production							Percentages							
	1-9/32 inches and shorter	1-5/16 and 1-11/32 inches	1-3/8 and 1-13/32 inches	1-7/16 and 1-15/32 inches	1-1/2 and 1-17/32 inches	1-9/16 and longer	All lengths	1-9/32 inches and shorter	1-5/16 and 1-11/32 inches	1-3/8 and 1-13/32 inches	1-7/16 and 1-15/32 inches	1-1/2 and 1-17/32 inches	1-9/16 and longer	All lengths	
	Bales	Bales	Bales	Bales	Bales	Bales	Bales	Percent	Percent	Percent	Percent	Percent	Percent	Percent	
ARIZONA															
1	1	-	2	252	1,220	2	1,477	1.2	-	0.1	1.3	11.6	4.5	4.5	
2	-	-	280	4,995	5,047	38	10,369	-	-	8.9	26.7	46.7	86.4	32.0	
3	1	-	545	5,068	3,184	4	9,722	1.2	-	16.0	32.0	30.7	9.1	29.9	
4	-	-	821	4,907	836	-	6,624	-	-	25.3	26.5	8.1	-	20.4	
5	-	-	599	1,956	64	-	2,619	-	-	18.5	10.4	.6	-	6.1	
6	11	-	518	480	13	-	1,022	12.8	-	16.0	2.6	.1	-	3.1	
7	27	-	270	84	-	-	390	31.3	-	8.6	.4	-	-	1.2	
8	24	-	94	10	-	-	128	27.9	-	2.9	.1	-	-	.4	
9	3	-	85	2	-	-	86	3.5	-	2.5	*	-	-	.3	
10	19	-	13	-	-	-	32	22.1	-	.4	-	-	-	.1	
All grades	86	-	3,241	18,734	10,364	44	32,469	100.0	-	100.0	100.0	100.0	100.0	100.0	
TEXAS															
1	-	-	-	114	7,086	454	7,654	-	-	-	1.0	41.7	56.0	30.9	
2	-	-	-	1,571	7,994	352	9,907	-	-	-	25.6	47.0	43.3	40.1	
3	-	-	16	2,130	1,796	6	3,748	-	-	2.2	34.6	9.4	.7	15.1	
4	-	-	70	1,513	285	-	1,868	-	-	9.7	24.7	1.7	-	7.5	
5	24	-	252	682	26	-	984	21.1	-	34.7	11.1	.2	-	4.0	
6	52	-	223	102	-	-	317	45.5	-	30.6	1.7	-	-	1.5	
7	28	-	104	22	-	-	154	24.6	-	14.4	.4	-	-	.6	
8	4	-	41	2	-	-	47	3.5	-	9.7	*	-	-	.2	
9	5	-	15	-	-	-	20	4.4	-	2.1	-	-	-	.1	
10	1	-	3	-	-	-	4	.9	-	.4	-	-	-	*	
All grades	114	-	724	6,136	16,977	812	24,763	100.0	-	100.0	100.0	100.0	100.0	100.0	
NEW MEXICO															
1	-	-	-	89	1,755	1	1,845	-	-	-	3.4	39.5	50.0	25.3	
2	-	-	1	1,242	2,356	1	3,600	-	-	0.6	46.8	53.2	50.0	49.4	
3	-	-	2	842	235	-	1,079	-	-	1.3	31.7	5.3	-	14.8	
4	-	-	10	303	82	-	395	-	-	6.3	11.4	1.8	-	5.4	
5	5	-	75	129	10	-	219	12.2	-	46.7	4.9	.2	-	3.0	
6	18	-	46	41	-	-	105	44.0	-	28.8	1.5	-	-	1.4	
7	8	-	17	8	-	-	33	19.5	-	10.6	.3	-	-	.5	
8	8	-	7	-	-	-	15	19.5	-	4.4	-	-	-	.2	
9	1	-	2	-	-	-	3	2.4	-	1.7	-	-	-	*	
10	1	-	-	-	-	-	1	2.4	-	-	-	-	-	*	
All grades	41	-	160	2,654	4,438	2	7,295	100.0	-	100.0	100.0	100.0	100.0	100.0	
OHIO STATE															
1	1	-	2	405	10,061	457	10,976	0.4	-	-	1.7	31.7	53.2	17.0	
2	-	-	290	7,808	15,387	391	23,876	-	-	7.0	28.4	48.4	45.6	37.0	
3	1	-	563	8,960	5,015	10	14,549	.4	-	13.6	32.5	15.8	1.2	22.5	
4	-	-	901	5,783	1,283	-	8,887	-	-	21.8	24.6	3.8	-	13.8	
5	29	-	826	2,767	100	-	3,822	12.0	-	22.6	10.1	.3	-	5.8	
6	81	-	787	623	13	-	1,504	33.8	-	19.1	2.3	*	-	2.3	
7	63	-	400	114	-	-	577	26.1	-	9.7	.4	-	-	.9	
8	36	-	142	12	-	-	190	14.9	-	3.4	*	-	-	.3	
9	9	-	98	2	-	-	109	3.7	-	2.4	*	-	-	.2	
10	21	-	16	-	-	-	37	8.7	-	.4	-	-	-	.1	
All grades	241	-	4,125	27,524	31,779	858	64,527	100.0	-	100.0	100.0	100.0	100.0	100.0	

1/ As reported by the Bureau of the Census, running bales.

* Less than 0.05 percent.

Table 3. -- Grade and staple length of upland cotton ginned in the United States, during specified periods, 1953-54

Grade and staple length	Prior to Sept. 1	September	October	November	After Nov. 30	Total Crop	Prior to Sept. 1	September	October	November	After Nov. 30	Total Crop
Grade	Bales	Bales	Bales	Bales	Bales	Bales	Percent	Percent	Percent	Percent	Percent	Percent
White:												
3-0.M.	4,480	39,850	17,321	1,770	49	53,470	0.4	0.9	0.3	0.1	*	0.4
4-0.M.	224,298	1,026,899	665,819	168,572	13,260	2,098,848	19.2	23.5	12.8	4.8	0.7	12.9
5-M.	640,204	1,925,038	2,255,511	743,571	152,330	5,716,054	54.9	43.9	43.3	21.3	7.6	35.1
6-0.S.M.	232,220	943,139	1,475,295	1,166,022	357,905	4,174,581	19.9	21.6	28.3	33.4	17.8	25.7
7-1.M.	41,945	240,909	469,863	866,643	534,212	2,152,572	3.6	5.5	9.0	24.8	26.5	13.3
8-0.S.O.	4,121	46,193	39,341	147,420	291,402	526,477	.4	1.1	.8	4.2	14.5	3.3
9-0.O.	305	4,867	2,412	7,669	56,791	75,044	*	.1	*	.2	3.0	.5
Total	1,147,573	4,226,895	4,925,362	3,101,667	1,408,949	14,610,646	98.4	98.6	94.5	88.8	70.1	91.2
Spotted:												
3-0.M.	319	6,958	11,390	469	122	19,258	*	.2	.2	*	*	.1
4-0.M.	8,501	79,851	128,101	30,949	13,995	261,337	.7	1.8	2.5	.9	.7	1.6
5-M.	5,564	31,041	95,983	126,962	80,903	338,453	.5	.7	1.8	3.6	4.0	2.1
6-0.S.M.	1,951	14,534	23,929	163,238	232,290	435,532	.1	.3	.5	4.7	11.5	2.7
7-1.M.	264	3,612	2,522	21,505	124,023	151,926	*	.1	*	.6	6.2	.9
Total	16,199	135,996	259,925	343,123	451,263	1,206,566	1.3	3.1	5.0	9.8	22.4	7.4
Tinged:												
3-0.M.	-	9	2	-	-	11	-	*	*	-	-	*
4-0.M.	-	47	57	52	420	576	-	*	*	*	*	*
5-M.	-	57	177	178	3,214	3,626	-	*	*	*	.2	*
6-0.S.M.	-	21	10	209	5,256	5,496	-	*	*	*	.3	*
7-0.M.	-	16	44	108	6,662	6,830	-	*	*	*	.3	*
Total	-	150	290	547	15,552	16,539	-	*	*	*	.8	*
Yellow Stained:												
3-0.M.	-	-	-	-	-	-	-	-	-	-	-	-
4-0.M.	-	-	-	-	-	-	-	-	-	-	-	-
5-M.	-	-	23	-	85	108	-	-	*	*	*	*
Total	-	-	23	-	85	108	-	-	*	*	*	*
Gray:												
3-0.M.	83	83	321	1,910	738	3,135	*	*	*	.1	*	*
4-0.M.	490	3,264	9,182	13,191	18,820	44,945	*	.1	.2	.4	.9	.3
5-M.	1,009	4,025	15,249	25,004	54,370	96,657	.1	.1	.3	.7	2.7	.6
6-0.S.M.	36	3,047	1,442	1,761	40,341	46,627	*	.1	*	.1	2.0	.3
Total	1,618	10,417	26,194	41,866	114,269	194,364	.1	.3	.5	1.3	5.6	1.2
Below grade	59	447	1,051	901	21,978	24,436	*	*	*	*	1.1	.2
All grades	1,165,449	4,373,905	5,213,045	3,488,104	2,012,096	16,252,599	100.0	100.0	100.0	100.0	100.0	100.0
Grade Index	98.9	98.4	97.0	92.0	85.2	95.0	-	-	-	-	-	-
Staple length (inches)												
13/16 and shorter.	2,235	15,679	11,539	13,204	36,350	81,007	.2	.4	.2	.4	1.9	.5
7/8	15,856	98,341	103,095	156,911	297,958	672,761	1.4	2.2	2.0	4.5	14.0	4.1
29/32	36,024	155,563	202,544	347,236	282,353	1,025,120	3.3	3.6	3.9	10.0	14.0	6.3
15/16	83,507	233,745	415,163	430,168	198,134	1,365,717	7.2	5.3	8.0	12.3	9.8	8.4
31/32	105,801	150,157	208,188	173,599	93,883	611,528	9.1	3.4	5.5	5.0	4.7	5.0
1	226,779	371,342	614,205	318,365	225,436	1,756,171	19.5	8.5	11.8	9.1	11.2	10.8
1-1/32	395,055	1,307,133	1,259,219	668,813	426,822	4,057,542	33.9	29.9	24.2	19.2	21.2	25.0
1-1/16	235,800	1,579,218	1,735,823	993,105	355,208	4,899,154	20.2	36.1	33.2	28.4	17.7	30.1
1-1/32	52,517	364,045	362,331	313,322	86,656	1,200,871	4.5	8.3	7.3	9.0	4.4	7.4
1-1/8	7,131	56,439	62,023	57,928	4,575	218,096	.6	1.3	1.8	1.7	.2	1.3
1-3/32	1,287	32,622	97,364	13,945	336	145,594	.1	.7	1.9	.4	*	.9
1-3/16	373	7,840	10,258	463	236	19,170	*	.2	.2	*	*	.1
1-7/32	54	1,395	1,007	608	353	3,417	*	*	*	*	*	*
1-1/4 and longer	36	336	286	437	194	1,291	*	*	*	*	*	*
All lengths	1,165,449	4,373,905	5,213,045	3,488,104	2,012,096	16,252,599	100.0	100.0	100.0	100.0	100.0	100.0
Average staple length (32nd inches)	32.5	33.0	32.9	32.3	31.3	32.6	-	-	-	-	-	-

1/ As reported by the Bureau of the Census, running bales.

* Less than 0.05 percent.

Table 4. -- Grade and staple length of American-Egyptian cotton ginned in the United States during specified periods, 1953-54

Grade and Staple length	Ginnings					
	Prior to Sept. 1	September	October	November	After Nov. 30	Total Crop
<u>Grade</u>	<u>Bales</u>	<u>Bales</u>	<u>Bales</u>	<u>Bales</u>	<u>Bales</u>	<u>Bales</u>
1	14	95	4,598	5,898	371	10,976
2	91	1,091	6,978	10,144	5,572	23,876
3	52	665	1,503	3,760	8,569	14,549
4	12	167	563	2,058	6,087	8,887
5	-	14	307	614	2,887	3,822
6	-	5	74	116	1,309	1,504
7	-	-	20	7	550	577
8	-	-	-	-	190	190
9	-	-	-	-	109	109
10	-	-	-	-	37	37
All grades <u>1/</u>	169	2,037	14,043	22,597	25,681	64,527
<u>Staple length</u> (inches)						
1-9/32 and shorter . . .	-	1	-	-	240	241
1-5/16 and 1-11/32 . . .	-	-	-	-	-	-
1-3/8 and 1-13/32 . . .	4	3	86	466	3,566	4,125
1-7/16 and 1-15/32 . . .	116	1,371	3,875	5,717	16,445	27,524
1-1/2 and 1-17/32 . . .	49	662	9,583	16,076	5,409	31,779
1-9/16 and longer	-	-	499	338	21	858
All lengths <u>1/</u>	169	2,037	14,043	22,597	25,681	64,527
<u>Grade</u>	<u>Percent</u>	<u>Percent</u>	<u>Percent</u>	<u>Percent</u>	<u>Percent</u>	<u>Percent</u>
1	8.3	4.7	32.7	26.1	1.4	17.0
2	53.8	53.6	49.8	45.0	21.7	37.0
3	30.8	32.6	10.7	16.6	33.6	22.5
4	7.1	8.2	4.0	9.1	23.7	13.8
5	-	.7	2.2	2.7	11.2	5.9
6	-	.2	.5	.5	5.1	2.3
7	-	-	.1	*	2.1	.9
8	-	-	-	-	.7	.3
9	-	-	-	-	.4	.2
10	-	-	-	-	.1	.1
All grades	100.0	100.0	100.0	100.0	100.0	100.0
<u>Staple length</u> (inches)						
1-9/32 and shorter . . .	-	*	-	-	0.9	0.4
1-5/16 and 1-11/32 . . .	-	-	-	-	-	-
1-3/8 and 1-13/32 . . .	2.4	0.1	0.6	2.1	13.9	6.4
1-7/16 and 1-15/32 . . .	68.6	67.4	27.6	25.3	64.0	42.7
1-1/2 and 1-17/32 . . .	29.0	32.5	68.2	71.1	21.1	49.2
1-9/16 and longer	-	-	3.6	1.5	.1	1.3
All lengths	100.0	100.0	100.0	100.0	100.0	100.0

1/ Running bales, reported by the Bureau of the Census.

* Less than 0.05 percent.

Table 6. -- Staple length of upland cotton grown in the United States, by States, crops of 1951-53

State	Year	13/16 inch and shorter		7/8 inch		29/32 inch		15/16 inch		1 inch		1-1/32 inches		1-1/16 inches		1-1/8 inches		1-1/4 inches		1-1/2 inches and longer		All staple lengths		
		Value	Area	Value	Area	Value	Area	Value	Area	Value	Area	Value	Area	Value	Area	Value	Area	Value	Area	Value	Area	Value	Area	
Alabama	1951	261	3,295	2,036	20,277	45,699	210,059	364,033	220,172	31,284	4,722	601	460	74	31	912,926								
	1952	1,730	9,846	14,498	96,418	99,877	287,793	541,379	94,760	690	289	111	115	45	897,125									
	1953	1,730	5,864	2,039	19,663	20,025	186,452	424,451	205,242	23,626	186	289	186	30	1,027,205									
	1951-53	302	4,056	1	12,260	16,007	82,772	307,047	294,076	46,326	661	110	29	1	779,753									
Arizona	1952	234	1,740	3	6,412	15,336	36,896	335,141	423,599	34,931	11,517	6,199	257	13	889,218									
	1953	625	3,330	15	12,652	27,703	32,078	346,422	469,456	47,812	13,904	6,343	191	4	1,022,825									
	1951	1,100	7,319	5,195	21,668	21,075	121,163	477,270	544,015	99,287	5,269	659	212	120	661	1,244,953								
	1952-53	1,873	10,047	7,015	24,850	31,681	249,780	331,197	441,143	42,440	2,138	299	89	29	23	1,343,626								
Arkansas	1951	3,180	10,666	7,717	30,958	30,195	194,176	516,048	616,637	109,652	9,437	372	66	11	50	1,527,205								
	1952	97	799	4	9,441	20,916	90,275	421,156	1,045,606	103,265	2,767	19				1,784,325								
	1953	131	626	29	2,483	4,719	22,904	290,959	1,023,237	411,087	17,640	112	8			1,822,123								
	1951-53	546	4,799	370	11,634	17,301	61,609	319,168	964,240	396,942	6,499	134	49	1		1,784,522								
California	1951		83	87	370	793	3,085	6,666	3,911	175	6					16,236								
	1952	125	437	231	1,444	1,762	5,993	6,325	1,310	40	2					17,425								
	1953	8	24	8	132	255	2,290	7,381	3,559	167	7					18								
	1951-53	153	544	326	1,946	2,810	9,378	14,772	11,601	282	15					16								
Georgia	1951	2,779	3,448	2,248	28,861	33,059	361,735	705,295	11,226	1,200	139					921,716								
	1952	1,680	5,437	9,621	44,833	126,816	343,076	179,564	38,857	617	19					732,100								
	1953	665	1,472	830	7,269	24,937	200,867	385,496	125,953	4,851	64					731,975								
	1951-53	69	637	370	2,020	1,723	20,965	197,100	426,356	82,906	7,690					749,256								
Louisiana	1952	29	317	90	3,661	2,023	24,449	205,940	401,597	51,184	1,264					796,652								
	1953		425	412	2,270	3,563	29,903	194,030	493,440	75,972	4,177					795,273								
	1951	38	498	762	6,244	13,299	93,320	369,038	761,691	203,319	43,300	6,620	1,115	460		1,908,874								
	1952-53	117	2,273	2,775	19,489	25,719	142,520	647,570	853,524	142,176	15,339	1,226	149	159		1,699,364								
Mississippi	1951																							
	1952																							
	1953																							
	1951-53																							
Missouri	1951																							
	1952																							
	1953																							
	1951-53																							
New Mexico	1951	11,997	27,273	1,233	26,324	3,368	17,566	16,708	32,742	42,100	44,316	26,126	7,713	1,923	131	260,220								
	1952	2,338	13,611	5,244	16,383	2,779	14,159	20,400	43,346	63,622	63,616	62,665	7,046	628	13	303,276								
	1953	2,274	10,372	6,921	20,716	6,225	14,580	13,293	32,788	61,694	65,599	65,240	5,769	1,239	460	307,508								
	1951-53																							
North Carolina	1951																							
	1952																							
	1953																							
	1951-53																							
Oklahoma	1951	68,219	150,813	74,393	103,317	30,612	21,123	5,997	2,076	135	143													
	1952	64,712	86,497	21,673	41,435	15,028	8,861	2,408	1,923	760	75													
	1953	15,369	87,307	70,491	123,634	63,968	42,725	14,665	7,412	1,258	289	30												
	1951-53																							
South Carolina	1951																							
	1952																							
	1953																							
	1951-53																							
Tennessee	1951	426	4,319	3,929	16,241	9,176	50,420	137,115	274,821	27,231	1,077	73	69	129	343	325,303								
	1952	945	3,600	4,735	14,421	13,866	67,695	158,493	286,433	26,114	2,260	153	122			621,119								
	1953	776	4,063	6,136	16,941	16,264	109,913	237,865	275,263	16,049	937	44	8			665,751								
	1951-53																							
Texas	1951	252,372	690,189	932,090	270,978	179,435	233,058	347,646	78,102	43,139	47,625	37,007				6,652								
	1952	425,645	976,930	676,333	552,374	296,094	210,286	187,432	196,892	60,932	42,271	54,300	20,817			3,701,942								
	1953	56,610	343,264	920,722	1,057,869	549,617	431,020	292,642	134,642	61,763	65,255	60,997	12,415			1,207								
	1951-53																							
Virginia	1951																							
	1952																							
	1953																							
	1951-53																							
All other States	1951																							
	1952																							
	1953																							
	1951-53																							
All States	1951	297,648	1,029,080	1,024,330	3,070,264	531,219	1,479,451	3,024,418	4,316,924	929,627	179,659	60,099	46,400	9,031	5,503	15,025,903								
	1952	499,316	1,120,435	759,996	901,560	812,234	1,797,889	3,493,695	4,260,680	874,544	146,950	126,303	20,903	5,141	1,562	14,890,169								
	1953	81,007	672,761	1,025,720	1,360,717	811,620	1,756,171	4,057,042	4,899,154	1,200,871	218,096</													

Table 6. -- Staple length of upland cotton ginned in the United States, by states, crops of 1951-53 - Continued

State	Year	13/16 inch and shorter $\frac{1}{8}$		7/8		29/32		15/16		31/32		1		1-1/32		1-1/16		1-1/8		1-1/4		All staple lengths	
		Percent	Percent	Percent	Percent	Percent	Percent	Percent	Percent	Percent	Percent	Percent	Percent	Percent	Percent	Percent	Percent	Percent	Percent	Percent	Percent	Percent	Percent
Alabama	1951	*	0.4	0.4	3.1	5.0	23.0	24.1	3.4	0.1	*	*	*	*	*	*	*	*	*	*	*	*	100.0
	1952	0.2	1.1	1.6	10.1	11.1	32.1	32.5	10.5	4.5	1.1	*	*	*	*	*	*	*	*	*	*	*	100.0
	1953	.1	.6	.3	2.0	2.1	19.3	43.8	29.0	5.5	1.1	*	*	*	*	*	*	*	*	*	*	*	100.0
Arizona	1951	*	*	*	1.6	2.3	10.6	39.4	38.4	5.9	1.2	1.1	*	*	*	*	*	*	*	*	*	*	100.0
	1952	*	2	*	1.7	1.7	9.7	30.0	47.0	3.9	1.7	*	*	*	*	*	*	*	*	*	*	*	100.0
	1953	.1	.5	*	1.2	2.7	7.0	34.1	47.9	4.7	1.4	1.0	*	*	*	*	*	*	*	*	*	*	100.0
Arkansas	1951	.1	.6	.4	1.7	3.7	9.7	34.3	43.6	7.2	.4	1.1	*	*	*	*	*	*	*	*	*	*	100.0
	1952	.1	7	.5	1.6	2.4	18.6	39.5	32.8	3.2	2.2	*	*	*	*	*	*	*	*	*	*	*	100.0
	1953	.2	7	.5	2.0	2.0	12.7	33.8	40.4	3.1	.6	*	*	*	*	*	*	*	*	*	*	*	100.0
California	1951	*	*	*	.5	1.6	9.1	24.0	59.3	9.3	.2	*	*	*	*	*	*	*	*	*	*	*	100.0
	1952	*	*	*	.1	.3	1.3	14.2	60.5	22.6	1.0	*	*	*	*	*	*	*	*	*	*	*	100.0
	1953	*	.3	*	.7	1.0	3.5	17.9	54.0	22.2	.4	*	*	*	*	*	*	*	*	*	*	*	100.0
Florida	1951	*	.5	.5	3.1	4.1	20.2	49.1	21.5	1.0	*	*	*	*	*	*	*	*	*	*	*	*	100.0
	1952	.7	2.5	1.3	9.3	10.3	34.4	34.6	7.5	2.2	*	*	*	*	*	*	*	*	*	*	*	*	100.0
	1953	.1	.2	.1	1.2	1.8	15.5	53.2	25.5	1.2	1.1	*	*	*	*	*	*	*	*	*	*	*	100.0
Georgia	1951	.3	.4	.2	3.1	7.7	36.1	39.3	11.5	1.2	1.1	*	*	*	*	*	*	*	*	*	*	*	100.0
	1952	.2	.8	1.3	5.1	17.3	46.9	24.5	2.8	1.1	*	*	*	*	*	*	*	*	*	*	*	*	100.0
	1953	.1	.2	.1	1.0	3.3	26.7	51.3	16.7	.6	*	*	*	*	*	*	*	*	*	*	*	*	100.0
Louisiana	1951	*	.1	*	.3	.2	3.9	26.3	57.0	11.1	1.0	1.1	*	*	*	*	*	*	*	*	*	*	100.0
	1952	*	.1	*	.2	.3	3.3	27.8	61.1	6.9	1.2	*	*	*	*	*	*	*	*	*	*	*	100.0
	1953	*	.1	.1	.1	.4	3.8	24.5	65.7	9.5	.5	1.1	*	*	*	*	*	*	*	*	*	*	100.0
Mississippi	1951	*	*	*	.4	.8	5.2	34.3	49.4	16.6	2.7	.4	1.1	*	*	*	*	*	*	*	*	*	100.0
	1952	*	.1	.1	1.0	1.6	7.7	34.9	45.9	3.6	.8	1.1	*	*	*	*	*	*	*	*	*	*	100.0
	1953	*	*	*	.1	.2	2.4	24.4	53.0	17.2	2.3	.3	*	*	*	*	*	*	*	*	*	*	100.0
Missouri	1951	*	.6	.1	6.3	3.7	9.5	15.1	41.4	20.9	.4	*	*	*	*	*	*	*	*	*	*	*	100.0
	1952	*	.1	.1	1.4	.3	5.6	30.7	50.4	8.9	2.2	*	*	*	*	*	*	*	*	*	*	*	100.0
	1953	*	.1	.1	1.8	2.1	12.8	36.1	39.4	5.4	1.1	*	*	*	*	*	*	*	*	*	*	*	100.0
New Mexico	1951	4.6	10.5	.5	10.1	1.3	6.8	6.9	12.6	16.1	17.0	10.0	3.4	1.1	*	*	*	*	*	*	*	*	100.0
	1952	.8	4.5	1.7	5.3	.9	4.7	6.9	14.4	16.2	21.2	20.9	2.3	1.2	1.1	*	*	*	*	*	*	*	100.0
	1953	.8	3.4	2.3	6.7	2.0	4.7	4.3	10.7	20.1	21.3	21.2	1.9	1.1	1.1	*	*	*	*	*	*	*	100.0
North Carolina	1951	*	.1	*	.3	.4	8.4	34.9	30.8	3.8	.8	1.1	*	*	*	*	*	*	*	*	*	*	100.0
	1952	*	.1	.1	1.1	4.4	22.2	39.2	11.7	.8	1.1	*	*	*	*	*	*	*	*	*	*	*	100.0
	1953	*	*	*	.4	4.5	29.5	35.3	9.7	.4	1.1	*	*	*	*	*	*	*	*	*	*	*	100.0
Oklahoma	1951	14.9	31.1	16.3	22.6	6.7	4.6	1.3	.5	*	*	*	*	*	*	*	*	*	*	*	*	*	100.0
	1952	24.9	34.1	13.8	16.0	5.8	3.4	.9	.7	.3	*	*	*	*	*	*	*	*	*	*	*	*	100.0
	1953	3.6	20.4	16.5	29.1	14.9	10.0	3.4	1.7	.3	1.1	*	*	*	*	*	*	*	*	*	*	*	100.0
South Carolina	1951	*	*	*	.1	.3	16.5	67.9	13.9	.5	1.1	1.1	*	*	*	*	*	*	*	*	*	*	100.0
	1952	*	.8	1.7	11.5	21.4	32.1	21.7	9.3	1.2	1.2	1.1	*	*	*	*	*	*	*	*	*	*	100.0
	1953	*	*	*	.2	2.5	23.0	49.0	23.2	1.8	1.2	1.1	*	*	*	*	*	*	*	*	*	*	100.0
Tennessee	1951	.1	.8	.7	3.1	1.7	9.6	26.1	52.4	3.2	2.2	*	*	*	*	*	*	*	*	*	*	*	100.0
	1952	.2	.6	.8	2.3	2.2	10.9	31.6	46.4	4.5	1.4	*	*	*	*	*	*	*	*	*	*	*	100.0
	1953	.1	.6	.9	2.7	2.4	15.9	34.6	40.2	2.4	1.1	*	*	*	*	*	*	*	*	*	*	*	100.0
Texas	1951	5.1	21.1	23.1	20.6	6.7	4.3	5.8	8.6	1.9	1.1	1.2	.9	1.2	.9	1.2	.9	1.2	.9	1.2	.9	1.2	100.0
	1952	11.5	26.4	18.3	14.9	8.0	5.7	5.1	5.0	1.6	1.3	1.5	.6	1.1	1.1	1.1	1.1	1.1	1.1	1.1	1.1	1.1	100.0
	1953	1.3	12.8	22.0	25.9	13.0	10.2	7.2	2.7	3.5	3.5	3.6	.3	*	*	*	*	*	*	*	*	*	100.0
Virginia	1951	*	*	*	*	*	1.7	97.0	23.4	30.5	7.2	.2	*	*	*	*	*	*	*	*	*	*	100.0
	1952	*	*	*	.2	.2	9.2	63.8	25.5	1.3	*	*	*	*	*	*	*	*	*	*	*	*	100.0
	1953	*	.2	.3	.6	6.4	34.2	60.1	10.0	1.1	1.1	*	*	*	*	*	*	*	*	*	*	*	100.0
All other $\frac{1}{8}$	1951	*	*	*	15.3	.1	4.7	14.8	54.9	9.2	.9	1.1	*	*	*	*	*	*	*	*	*	*	100.0
	1952	*	*	*	.5	.7	6.1	13.5	65.3	13.6	*	*	*	*	*	*	*	*	*	*	*	*	100.0
	1953	*	.1	*	.1	.2	4.5	21.5	65.5	8.0	1.1	1.1	*	*	*	*	*	*	*	*	*	*	100.0
All States	1951	1.9	7.0	6.8	7.3	3.5	9.6	25.5	30.1	6.2	1.1	.6	.3	1.1	1.1	1.1	1.1	1.1	1.1	1.1	1.1	1.1	100.0
	1952	3.4	7.5	5.2	6.1	5.5	12.1	23.5	28.6	5.9	1.1	.2	.4	1.1	1.1	1.1	1.1	1.1	1.1	1.1	1.1	1.1	100.0
	1953	.5	4.1	6.3	8.4	5.0	10.8	25.0	30.2	7.4	1.3	.9	.1	1.1	1.1	1.1	1.1	1.1	1.1	1.1	1.1	1.1	100.0

$\frac{1}{8}$ Includes all bales for which no specific length is assigned because of character defects.
 $\frac{3}{8}$ As reported by the Bureau of the Census, "rounding bales."
 $\frac{1}{4}$ Includes Illinois and Kentucky.
 $\frac{1}{2}$ Less than 0.05 percent.

Table 7. Grade index and average staple length of upland cotton ginned in the United States, by States, crops of 1949-53

State	Grade index ^{1/}					Average staple length ^{2/}				
	1949	1950	1951	1952	1953	1949	1950	1951	1952	1953
	<u>Index</u>	<u>Index</u>	<u>Index</u>	<u>Index</u>	<u>Index</u>	<u>32d inches</u>	<u>32d inches</u>	<u>32d inches</u>	<u>32d inches</u>	<u>32d inches</u>
Alabama	95.7	95.9	96.2	97.2	96.5	33.2	33.5	32.9	32.1	33.0
Arizona	95.9	99.6	92.9	95.3	97.5	32.9	33.3	33.3	33.5	33.5
Arkansas	91.4	92.7	93.2	96.9	97.3	33.2	33.5	33.4	33.0	33.3
California	96.5	93.3	93.1	92.3	92.4	34.0	33.8	33.7	34.1	33.9
Florida	93.2	97.2	96.5	96.1	94.9	33.3	33.8	32.8	32.1	33.0
Georgia	94.0	96.0	95.6	95.9	94.4	32.8	33.2	32.5	31.9	32.8
Louisiana	95.3	97.4	95.2	99.0	96.0	33.8	34.0	33.8	33.7	33.8
Mississippi	96.0	95.1	96.9	99.2	98.4	34.3	34.3	33.8	33.5	33.9
Missouri	91.4	89.4	90.3	95.2	97.7	33.6	33.0	33.4	33.7	33.3
New Mexico	95.1	97.5	95.1	98.5	97.1	34.0	34.2	33.3	34.5	34.5
North Carolina	92.0	94.2	93.7	93.0	93.7	33.0	33.0	33.3	32.8	32.7
Oklahoma	93.1	93.3	91.2	96.1	91.8	29.5	29.9	28.8	28.4	29.8
South Carolina	92.1	93.7	94.4	93.8	95.1	32.7	33.3	33.0	31.9	33.0
Tennessee	94.8	93.6	94.3	96.8	97.8	33.3	33.2	33.3	33.3	33.1
Texas	93.8	95.0	93.1	95.1	91.9	30.0	30.5	30.2	29.7	30.4
Virginia	91.1	92.2	92.9	91.4	93.1	33.2	32.7	33.7	33.2	32.6
All other ^{3/}	91.8	88.6	88.7	97.3	99.5	33.5	33.0	33.3	33.8	33.8
United States	94.2	94.7	94.0	95.8	95.0	32.0	32.6	32.4	32.3	32.6

^{1/} Computed by weighting the quantity in each grade by the 1937-39 average price per pound for such grade of 15/16 inch staple. Converted to an index with Middling White equaling 100.

^{2/} Averages calculated on numerical equivalents of the staple-length designations (for example, 29/32" = 29).

^{3/} Includes Illinois and Kentucky.

Table 8. - Preparation of upland cotton ginned in the United States, during specified periods, by States, 1953-54

Ginning period	Shorter than 1-1/8 inches				1-1/8 inches and longer				All lengths			
	Normal	Rough	Gin Cut	Total	B	C	Gin Cut	Total	Normal and B	Rough and C	Gin Cut	Total 1/
	Bales	Bales	Bales	Bales	Bales	Bales	Bales	Bales	Bales	Bales	Bales	Bales
ALABAMA												
Prior to Sept. 1 . .	81,664	3,172	19	84,855	659	35	-	694	82,323	3,207	19	85,549
During September . .	496,745	9,664	59	506,468	2,041	48	-	2,089	498,786	9,712	59	508,557
During October . . .	318,716	5,703	-	324,419	80	-	-	80	318,796	5,703	-	324,499
During November . . .	44,656	21	-	44,677	-	11	-	11	44,656	32	-	44,688
After November 30 . .	3,852	20	-	3,872	-	-	-	-	3,852	20	-	3,872
All periods	945,633	18,580	78	964,291	2,780	94	-	2,874	948,413	18,674	78	967,165
ARIZONA												
Prior to Sept. 1 . .	16,018	358	1	16,377	14	-	-	14	16,032	358	1	16,391
During September . .	90,825	2,197	1	93,023	1,785	20	-	1,805	92,610	2,217	1	94,828
During October . . .	270,723	2,015	2	272,740	10,151	-	-	10,151	280,874	2,015	2	282,891
During November . . .	321,583	3,227	-	324,810	7,943	5	-	7,948	329,526	3,232	-	332,758
After November 30 . .	291,723	3,706	4	295,433	524	-	-	524	292,247	3,706	4	295,957
All periods	990,872	11,503	8	1,002,383	20,417	25	-	20,442	1,011,299	11,528	8	1,022,825
ARKANSAS												
Prior to Sept. 1 . .	2,180	7	-	2,187	47	-	-	47	2,227	7	-	2,234
During September . .	442,197	3,694	9	445,900	3,057	100	-	3,157	445,254	3,794	9	449,057
During October . . .	629,370	1,563	-	630,933	4,921	88	-	5,009	634,291	1,651	-	635,942
During November . . .	332,507	596	-	333,103	699	-	-	699	333,206	596	-	333,802
After November 30 . .	105,824	322	-	106,146	24	-	-	24	105,848	322	-	106,170
All periods	1,512,078	6,182	9	1,518,269	8,748	188	-	8,936	1,520,826	6,370	9	1,527,205
CALIFORNIA												
Prior to Sept. 1 . .	4,644	40	-	4,684	24	-	-	24	4,668	40	-	4,708
During September . .	44,064	465	2	44,531	637	16	-	653	44,701	481	2	45,184
During October . . .	464,287	674	5	464,966	1,552	2	-	1,554	465,839	676	5	466,520
During November . . .	684,900	1,822	5	686,727	3,111	5	-	3,116	688,011	1,827	5	689,843
After November 30 . .	573,159	3,804	8	576,971	1,237	59	-	1,296	574,396	3,863	8	578,267
All periods	1,771,054	6,805	20	1,777,879	6,561	82	-	6,643	1,777,615	6,887	20	1,784,522
FLORIDA												
Prior to Sept. 1 . .	5,721	116	-	5,837	7	-	-	7	5,728	116	-	5,844
During September . .	6,827	59	-	6,886	8	-	-	8	6,835	59	-	6,894
During October . . .	860	6	-	866	-	-	-	-	860	6	-	866
During November . . .	112	-	-	112	-	-	-	-	112	-	-	112
After November 30 . .	133	-	-	133	-	-	-	-	133	-	-	133
All periods	13,653	181	-	13,834	15	-	-	15	13,668	181	-	13,849
GEORGIA												
Prior to Sept. 1 . .	136,823	3,834	14	140,671	10	-	-	10	136,833	3,834	14	140,681
During September . .	332,302	5,484	11	337,797	37	-	-	37	332,339	5,484	11	337,834
During October . . .	219,290	1,209	-	220,499	18	-	-	18	219,308	1,209	-	220,517
During November . . .	45,960	217	-	46,177	-	-	-	-	45,960	217	-	46,177
After November 30 . .	6,730	36	-	6,766	-	-	-	-	6,730	36	-	6,766
All periods	741,105	10,780	25	751,910	65	-	-	65	741,170	10,780	25	751,975
ILLINOIS												
Prior to Sept. 1 . .	-	-	-	-	-	-	-	-	-	-	-	-
During September . .	595	4	-	599	4	-	-	4	599	4	-	603
During October . . .	778	-	-	778	-	-	-	-	778	-	-	778
During November . . .	249	-	-	249	-	-	-	-	249	-	-	249
After November 30 . .	72	-	-	72	-	-	-	-	72	-	-	72
All periods	1,694	4	-	1,698	4	-	-	4	1,698	4	-	1,702
KENTUCKY												
Prior to Sept. 1 . .	-	-	-	-	-	-	-	-	-	-	-	-
During September . .	2,540	53	-	2,593	3	-	-	3	2,543	53	-	2,596
During October . . .	2,598	3	-	2,561	3	-	-	3	2,561	3	-	2,564
During November . . .	1,124	-	-	1,124	-	-	-	-	1,124	-	-	1,124
After November 30 . .	251	-	-	251	-	-	-	-	251	-	-	251
All periods	6,473	56	-	6,529	6	-	-	6	6,479	56	-	6,535
LOUISIANA												
Prior to Sept. 1 . .	27,608	2,295	-	29,893	286	38	-	324	27,894	2,323	-	30,217
During September . .	256,622	4,330	10	260,992	2,767	275	-	3,042	259,389	4,625	10	264,024
During October . . .	301,763	2,576	-	304,339	1,040	41	-	1,081	302,803	2,617	-	305,420
During November . . .	156,026	1,362	-	157,388	294	-	-	294	156,320	1,362	-	157,682
After November 30 . .	37,910	11	-	37,921	9	-	-	9	37,919	11	-	37,930
All periods	779,929	10,564	10	790,523	4,396	354	-	4,750	784,325	10,938	10	795,273
MISSISSIPPI												
Prior to Sept. 1 . .	59,075	3,328	17	62,420	5,371	48	-	5,419	64,446	3,376	17	67,839
During September . .	834,106	11,715	28	845,929	33,617	1,112	-	34,729	867,803	12,827	28	880,658
During October . . .	777,338	1,663	24	779,025	12,251	145	-	12,396	789,589	1,808	24	791,421
During November . . .	304,053	404	58	304,515	2,394	-	-	2,394	306,447	404	58	306,909
After November 30 . .	52,207	7	-	52,214	140	-	-	140	52,347	7	-	52,354
All periods	2,026,859	17,117	127	2,044,103	53,773	1,305	-	55,078	2,080,632	18,422	127	2,099,181

1/ See footnote at end of table.

Table 8. - Preparation of upland cotton ginned in the United States, during specified periods, by States, 1933-54 - Continued

Ginning period	Shorter than 1-1/8 inches				1-1/8 inches and longer				All lengths			
	Normal	Rough	Gin Out	Total	B	C	Gin Cut	Total	Normal and B	Rough and C	Gin Cut	Total 1/
	Bales	Bales	Bales	Bales	Bales	Bales	Bales	Bales	Bales	Bales	Bales	Bales
MISSOURI												
Prior to Sept. 1 . . .	-	-	-	-	-	-	-	-	-	-	-	-
During September . . .	187,734	128	-	187,862	587	-	-	587	188,321	128	-	188,449
During October . . .	178,008	32	-	178,040	165	-	-	165	178,173	32	-	178,205
During November . . .	67,731	-	-	67,731	11	-	-	11	67,742	-	-	67,742
After November 30 . .	18,043	-	-	18,043	-	-	-	-	18,043	-	-	18,043
All periods . . .	451,516	160	-	451,676	763	-	-	763	452,279	160	-	452,439
NEW MEXICO												
Prior to Sept. 1 . . .	-	-	-	-	-	-	-	-	-	-	-	-
During September . . .	6,115	11	1	6,127	18,742	28	-	18,770	24,857	39	1	24,897
During October . . .	37,157	86	-	37,243	88,327	140	-	88,467	125,484	226	-	125,710
During November . . .	76,463	463	2	76,928	29,444	25	-	29,469	105,907	488	2	106,397
After November 30 . .	49,350	517	8	49,875	1,627	2	-	1,629	49,977	519	8	50,504
All periods . . .	169,085	1,077	11	169,173	138,140	195	-	138,335	306,225	1,272	11	307,508
NORTH CAROLINA												
Prior to Sept. 1 . . .	-	-	-	-	-	-	-	-	-	-	-	-
During September . . .	230,135	341	-	230,476	548	-	-	548	230,683	341	-	231,024
During October . . .	184,645	106	-	184,751	73	-	-	73	184,718	106	-	184,824
During November . . .	38,640	9	-	38,649	-	-	-	-	38,640	9	-	38,649
After November 30 . .	9,582	-	-	9,582	8	-	-	8	9,590	-	-	9,590
All periods . . .	463,002	456	-	463,458	629	-	-	629	463,631	456	-	464,087
OKLAHOMA												
Prior to Sept. 1 . . .	-	-	-	-	-	-	-	-	-	-	-	-
During September . . .	77,231	73	-	77,304	93	-	-	93	77,324	73	-	77,397
During October . . .	174,223	212	-	174,435	126	-	-	126	174,349	212	-	174,561
During November . . .	132,359	541	-	132,900	85	-	-	85	132,444	541	-	132,985
After November 30 . .	41,985	229	-	42,214	15	-	-	15	42,000	229	-	42,229
All periods . . .	425,798	1,055	-	426,853	319	-	-	319	426,117	1,055	-	427,172
SOUTH CAROLINA												
Prior to Sept. 1 . . .	95,799	2,010	-	96,769	696	48	-	734	97,445	2,058	-	99,503
During September . . .	329,920	2,251	-	332,171	819	25	-	844	330,739	2,276	-	333,015
During October . . .	216,167	543	-	216,730	321	-	-	321	216,508	543	-	217,051
During November . . .	39,609	11	-	39,620	63	-	-	63	39,672	11	-	39,683
After November 30 . .	9,936	-	-	9,936	259	-	-	259	10,195	-	-	10,195
All periods . . .	692,411	4,815	-	697,226	2,148	73	-	2,221	694,559	4,888	-	699,447
TENNESSEE												
Prior to Sept. 1 . . .	-	-	-	-	-	-	-	-	-	-	-	-
During September . . .	232,527	374	-	232,901	579	16	-	595	233,106	390	-	233,496
During October . . .	294,843	173	-	295,016	358	-	-	358	295,201	173	-	295,374
During November . . .	132,967	34	-	133,021	56	-	-	56	133,043	34	-	133,077
After November 30 . .	33,778	13	13	33,804	-	-	-	-	33,778	13	13	33,804
All periods . . .	684,135	594	13	684,742	993	16	-	1,009	685,128	610	13	685,751
TEXAS												
Prior to Sept. 1 . . .	709,882	972	21	710,875	1,598	10	-	1,608	711,480	982	21	712,483
During September . . .	654,026	1,980	45	656,051	31,339	319	-	31,658	685,365	2,299	45	687,709
During October . . .	923,512	5,037	32	928,581	80,929	207	-	81,136	1,004,441	5,244	32	1,009,717
During November . . .	1,020,348	5,537	25	1,025,910	29,207	28	-	29,235	1,049,555	5,565	25	1,055,145
After November 30 . .	760,089	3,615	32	763,736	1,792	-	-	1,792	761,881	3,615	32	765,528
All periods . . .	4,067,857	17,141	155	4,085,153	144,865	564	-	145,429	4,212,722	17,705	155	4,230,582
VIRGINIA												
Prior to Sept. 1 . . .	-	-	-	-	-	-	-	-	-	-	-	-
During September . . .	7,673	-	-	7,673	10	-	-	10	7,683	-	-	7,683
During October . . .	6,176	9	-	6,185	-	-	-	-	6,176	9	-	6,185
During November . . .	1,082	-	-	1,082	-	-	-	-	1,082	-	-	1,082
After November 30 . .	431	-	-	431	-	-	-	-	431	-	-	431
All periods . . .	15,362	9	-	15,371	10	-	-	10	15,372	9	-	15,381
UNITED STATES												
Prior to Sept. 1 . . .	1,140,374	16,122	72	1,156,568	8,702	179	-	8,881	1,149,076	16,301	72	1,165,449
During September . . .	4,232,264	42,843	166	4,275,273	96,673	1,959	-	98,632	4,328,937	44,802	166	4,373,905
During October . . .	4,990,434	21,610	63	5,012,107	200,315	623	-	200,938	5,190,749	22,233	63	5,213,045
During November . . .	3,400,389	14,244	90	3,414,723	73,307	74	-	73,381	3,473,696	14,318	90	3,488,104
After November 30 . .	1,994,055	12,280	65	2,006,400	5,635	61	-	5,696	1,990,690	12,341	65	2,012,096
All periods . . .	15,757,516	107,099	456	15,865,071	384,632	2,896	-	387,528	16,142,148	109,995	456	16,252,599

1/ Running bales, reported by the Bureau of the Census.

68 0/0

Table 9. Tenderability of upland cotton ginned, by States, 1953-54

State	Tenderable 1/		Untenderable		Total crop 2/	
	Bales	Pct.	Bales	Pct.	Bales	Pct.
Alabama	912,351	94.3	54,814	5.7	967,165	100.0
Arizona	739,776	72.3	283,049	27.7	1,022,825	100.0
Arkansas	1,441,536	94.4	85,669	5.6	1,527,205	100.0
California	1,115,648	62.5	668,874	37.5	1,784,522	100.0
Florida	12,638	91.3	1,211	8.7	13,849	100.0
Georgia	691,151	91.9	60,824	8.1	751,975	100.0
Illinois	1,637	96.0	65	4.0	1,702	100.0
Kentucky	6,314	96.6	221	3.4	6,535	100.0
Louisiana	754,213	94.8	41,060	5.2	795,273	100.0
Mississippi	2,039,497	97.2	59,684	2.8	2,099,181	100.0
Missouri	417,868	92.4	34,571	7.6	452,439	100.0
New Mexico	222,105	72.2	85,403	27.8	307,508	100.0
North Carolina	423,930	91.3	40,157	8.7	464,087	100.0
Oklahoma	321,123	75.2	106,049	24.8	427,172	100.0
South Carolina	653,893	93.5	45,554	6.5	699,447	100.0
Tennessee	654,677	95.5	31,074	4.5	685,751	100.0
Texas	3,268,546	77.3	962,036	22.7	4,230,582	100.0
Virginia	14,767	96.0	614	4.0	15,381	100.0
All States	13,691,670	84.2	2,560,929	15.8	16,252,599	100.0

1/ Tenderable in settlement of futures contracts.

2/ Running bales, reported by the Bureau of the Census.

Table 10. Tenderability of upland cotton ginned in the United States, 1942-53

Year	Tenderable 1/		Untenderable		Total crop 2/	
	Bales	Pct.	Bales	Pct.	Bales	Pct.
1942	9,681,879	78.3	2,681,428	21.7	12,363,307	100.0
1943	8,933,451	80.7	2,135,082	19.3	11,068,533	100.0
1944	8,845,658	74.8	2,985,084	25.2	11,830,742	100.0
1945	6,256,298	71.0	2,553,087	29.0	8,809,385	100.0
1946	6,527,089	76.7	1,987,803	23.3	8,514,892	100.0
1947	9,197,081	79.6	2,358,849	20.4	11,555,930	100.0
1948	11,719,213	80.4	2,857,601	19.6	14,576,814	100.0
1949	11,791,158	74.1	4,113,544	25.9	15,904,702	100.0
1950	7,234,459	73.5	2,611,224	26.5	9,845,683	100.0
1951	10,793,023	71.8	4,232,480	28.2	15,025,503	100.0
1952	10,982,423	73.9	3,875,742	26.1	14,858,165	100.0
1953	13,691,670	84.2	2,560,929	15.8	16,252,599	100.0

1/ Tenderable in settlement of futures contracts.

2/ Running bales, reported by the Bureau of the Census.

Table 13. -- Grade and staple length of upland cotton ginned in Arkansas, 1933-54

Grade	13/16 inch and shorter		7/8 inch		29/32 inch		15/16 inch		31/32 inch		1 inch		1-1/32 inches		1-1/16 inches		1-3/32 inches		1-1/8 inches		1-5/32 inches		1-3/16 inches		1-7/32 inches		1-1/4 inches and longer		All lengths			
	Bales	Percent	Bales	Percent	Bales	Percent	Bales	Percent	Bales	Percent	Bales	Percent	Bales	Percent	Bales	Percent	Bales	Percent	Bales	Percent	Bales	Percent	Bales	Percent	Bales	Percent	Bales	Percent	Bales	Percent		
3-0.M.	9		27						18		475		1,737		2,504		361											5,131	0.3			
4-5.M.	1,652		4,001		2,582		4,545		3,144		17,929		65,796		116,200		23,294				880		9		11			240,043	15.7			
5-M.	1,336		4,693		3,407		10,668		9,832		66,537		260,672		363,752		64,703		212		5,059		212		33		50	791,954	51.9			
6-5.L.M.	137		1,193		869		5,722		5,161		51,406		124,573		106,194		18,406		141		2,289		141					318,144	20.8			
7-L.M.			323		190		3,211		3,266		27,377		39,222		18,215		1,218				136							93,158	6.1			
8-8.0.0.			44		27		862		2,010		11,960		10,469		3,310		235		10		21		10					26,948	1.9			
9-0.0.					18		534		1,118		2,276		851		149													4,946	.3			
Total	3,134		10,281		7,113		25,542		23,549		179,960		503,320		612,324		106,217		372		8,395		372		66		11	50	1,482,324	97.0		
Spotted:																																
3-0.M.					29						9		30		30																98	
4-5.M.	37		44		27		59		28		453		842		466		36												1,996	.1		
5-M.			45		10		192		170		871		1,361		1,019		148				10								3,826	.3		
6-5.L.M.			9		37		578		898		2,370		2,388		1,034		161				42								7,544	.5		
7-L.M.			43		43		1,031		2,877		5,427		2,641		226														12,288	.8		
Total	46		169		146		1,860		3,963		9,130		7,262		2,777		347		52										25,732	1.7		
Tinged:																																
3-0.M.																																
4-5.M.																																
5-M.											30		47		27															122		
6-5.L.M.											252		46		48															729		
7-L.M.			31		92		1,203		944		623		178																3,071	.2		
Total			31		110		1,393		1,137		905		271		75														3,922	.2		
Gray:																																
3-0.M.					9				18		258		391		145															821	.1	
4-5.M.					46		90		81		880		1,478		670		19												3,273	.2		
5-M.			18		34		338		322		1,965		2,609		570		9												5,865	.4		
6-5.L.M.							184		182		603		498		33		10												1,500	.1		
Total			27		89		612		603		3,706		4,960		1,418		36												11,459	.8		
Below grade			158		259		1,451		943		675		229		33														3,748	.2		
All grades	3,180		10,666		7,717		30,858		30,195		194,376		516,648		616,627		106,602		66		8,437		372		66		11	50	1,527,205	100.0		
All grades	0.2		0.7		0.5		2.0		2.0		12.7		33.8		40.4		7.1				0.6								100.0			

1/ As reported by the Bureau of the Census, running bales.
 * Less than 0.05 percent.
 Percentage rough preparation.... 0.4
 Grade index..... 97.3
 Average staple length..... 33.3

Table 14. -- Grade and staple length of upland cotton ginned in California, 1953-54

Grade	13/16 inch and shorter		7/8 inch		29/32 inch		15/16 inch		31/32 inch		1 inch		1-1/32 inches		1-1/16 inches		1-3/32 inches		1-1/8 inches		1-5/32 inches		1-3/16 inches		1-7/32 inches		3-1/4 inches and longer		All lengths			
	Bales	Percent	Bales	Percent	Bales	Percent	Bales	Percent	Bales	Percent	Bales	Percent	Bales	Percent	Bales	Percent	Bales	Percent	Bales	Percent	Bales	Percent	Bales	Percent	Bales	Percent	Bales	Percent	Bales	Percent		
White:																																
3-0.N.	-	-	-	-	-	-	-	-	-	-	15	317	2,153	948	13	1	-	-	-	-	-	-	-	-	-	-	-	-	-	3,447	0.2	
4-3.N.	-	-	-	-	-	-	-	-	-	137	13,933	105,946	56,195	926	23	17	1	-	-	-	-	-	-	-	-	-	-	-	177,179	9.9		
5-N.	-	-	-	-	-	-	38	1,265	50,630	239,012	128,090	3,053	70	17	-	-	-	-	-	-	-	-	-	-	-	-	-	422,385	23.7			
6-3.L.N.	4	21	5	164	4,156	79,545	360,033	157,570	2,011	6	1	-	-	-	-	-	-	-	-	-	-	-	-	-	-	-	-	600,815	33.8			
7-L.N.	5	124	31	1,343	2,010	10,469	55,778	172,182	49,780	423	5	-	-	-	-	-	-	-	-	-	-	-	-	-	-	-	-	295,150	16.4			
8-3.0.0.	11	427	113	2,669	2,995	16,260	49,907	29,372	1,778	-	-	-	-	-	-	-	-	-	-	-	-	-	-	-	-	-	-	105,532	5.9			
9-0.0.	49	705	96	2,955	5,624	14,190	7,660	1,166	61	-	-	-	-	-	-	-	-	-	-	-	-	-	-	-	-	-	-	32,106	1.8			
Total	69	1,277	245	6,736	10,967	48,492	257,970	909,864	394,427	6,426	105	35	1	-	-	-	-	-	-	-	-	-	-	-	-	-	-	1,636,634	91.7			
Spotted:																																
3-0.N.	-	-	-	-	-	-	-	-	-	-	-	51	91	4	-	-	-	-	-	-	-	-	-	-	-	-	-	-	146	-		
4-3.N.	-	-	-	-	-	-	9	1,279	1,388	57	14	23	6	-	-	-	-	-	-	-	-	-	-	-	-	-	-	-	2,893	.2		
5-N.	6	56	20	279	194	992	3,460	4,987	580	3	6	-	-	-	-	-	-	-	-	-	-	-	-	-	-	-	-	10,983	.6			
6-3.L.N.	38	252	25	505	418	2,811	3,776	514	12	-	-	-	-	-	-	-	-	-	-	-	-	-	-	-	-	-	-	8,223	.5			
7-L.N.	89	1,564	20	2,315	3,256	1,010	444	439	40	-	-	-	-	-	-	-	-	-	-	-	-	-	-	-	-	-	-	9,777	.5			
Total	133	1,873	65	3,108	3,881	3,569	7,045	10,681	1,195	29	14	-	-	-	-	-	-	-	-	-	-	-	-	-	-	-	-	31,622	1.8			
Tinged:																																
3-0.N.	-	-	-	-	-	-	-	-	-	-	-	-	-	-	-	-	-	-	-	-	-	-	-	-	-	-	-	-	-	-	-	
4-3.N.	-	-	-	-	-	-	3	1	7	4	-	-	-	-	-	-	-	-	-	-	-	-	-	-	-	-	-	-	20	-		
5-N.	2	56	-	22	35	26	4	2	4	2	-	-	-	-	-	-	-	-	-	-	-	-	-	-	-	-	-	147	-			
6-3.L.N.	8	13	-	20	1	3	1	2	1	2	-	-	-	-	-	-	-	-	-	-	-	-	-	-	-	-	-	48	-			
7-L.N.	4	6	-	17	1	-	2	-	2	-	-	-	-	-	-	-	-	-	-	-	-	-	-	-	-	-	-	30	-			
Total	14	80	-	62	38	29	14	8	0	-	-	-	-	-	-	-	-	-	-	-	-	-	-	-	-	-	-	245	-			
Gray:																																
3-0.N.	-	-	-	-	-	2	19	289	340	11	-	-	-	-	-	-	-	-	-	-	-	-	-	-	-	-	-	-	661	-		
4-3.N.	-	-	-	-	-	9	895	6,727	8,531	252	1	-	-	-	-	-	-	-	-	-	-	-	-	-	-	-	-	-	18,444	1.0		
5-N.	3	5	5	80	218	3,191	24,229	22,690	687	3	-	-	-	-	-	-	-	-	-	-	-	-	-	-	-	-	-	-	51,106	2.9		
6-3.L.N.	-	-	11	7	215	4,162	20,377	12,030	364	-	-	-	-	-	-	-	-	-	-	-	-	-	-	-	-	-	-	-	37,644	2.1		
Total	-	-	14	12	304	727	53,622	43,591	1,314	4	-	-	-	-	-	-	-	-	-	-	-	-	-	-	-	-	-	-	107,855	6.0		
Below Grade	390	1,545	28	1,624	1,760	2,272	51,7	96	6	-	-	-	-	-	-	-	-	-	-	-	-	-	-	-	-	-	-	-	8,186	.5		
All Grades	546	4,789	350	11,034	17,381	62,629	319,168	964,240	396,942	6,459	134	49	1	-	-	-	-	-	-	-	-	-	-	-	-	-	-	-	1,784,522	100.0		
All Grades	Percent	Percent	Percent	Percent	Percent	Percent	Percent	Percent	Percent	Percent	Percent	Percent	Percent	Percent	Percent	Percent	Percent	Percent	Percent	Percent	Percent	Percent	Percent	Percent	Percent	Percent	Percent	Percent	Percent	Percent	Percent	
	0.3	0.3	0.7	1.0	3.5	17.9	54.0	22.2	0.4	-	-	-	-	-	-	-	-	-	-	-	-	-	-	-	-	-	-	-	100.0	-		

1/ As reported by the Bureau of the Census, running bales.
 * Less than 0.05 percent.
 Percentage rough preparation.... 0.4
 Grade index..... 92.4
 Average staple length..... 33.9

Table 16. Grade and staple length of upland cotton ginned in Georgia, 1953-54

Grade	13/16 inch and shorter		7/8 inch		29/32 inch		15/16 inch		51/32 inch		1 inch		1-1/32 inches		1-1/8 inches		1-5/32 inches		1-3/16 inches		1-7/32 inches		1-1/4 inches and longer		All lengths				
	Bales	Sales	Bales	Sales	Bales	Sales	Bales	Sales	Bales	Sales	Bales	Sales	Bales	Sales	Bales	Sales	Bales	Sales	Bales	Sales	Bales	Sales	Bales	Sales	Bales	Sales	Percent	Percent	
White:																													
3-0.N.	-	-	-	-	-	-	-	-	-	-	-	-	-	-	-	-	-	-	-	-	-	-	-	-	-	-	-	-	
4-3.N.	-	-	7	9	-	-	52	32	207	4,130	12,181	73	263	23	477	-	-	-	-	-	-	-	-	-	-	359	-	-	
5-N.	272	320	320	173	2,300	43,709	838	2,300	43,709	147,913	60,660	3,029	8,011	3,029	8,011	-	-	-	-	-	-	-	-	-	25,074	3.3	-	-	
6-3.L.N.	216	260	214	214	2,460	9,265	2,460	9,265	78,079	153,653	44,058	968	14	1	-	-	-	-	-	-	-	-	-	-	259,264	34.5	-	-	
7-L.N.	-	101	101	111	1,399	6,846	1,399	6,846	49,606	50,393	8,891	262	-	-	-	-	-	-	-	-	-	-	-	-	209,188	38.5	-	-	
8-3.0.0.	-	9	66	-	452	1,307	7,405	4,475	812	-	-	-	-	-	-	-	-	-	-	-	-	-	-	-	117,609	15.6	-	-	
9-0.0.	48	131	131	10	304	247	544	148	50	-	-	-	-	-	-	-	-	-	-	-	-	-	-	-	14,526	1.9	-	-	
Total	545	885	517	313	20,172	183,473	366,836	122,745	4,759	64	1	23	477	23	477	-	-	-	-	-	-	-	-	-	-	707,502	94.0	-	-
Spotted:																													
3-0.N.	-	-	-	-	-	-	-	-	-	-	-	-	-	-	-	-	-	-	-	-	-	-	-	-	-	-	-	-	-
4-3.N.	26	137	37	18	465	3,021	161	465	3,021	5,400	1,347	12	12	-	-	-	-	-	-	-	-	-	-	-	-	219	-	-	-
5-N.	-	111	242	911	2,513	9,091	911	2,513	9,091	6,946	1,229	10	10	10	10	-	-	-	-	-	-	-	-	-	-	10,676	1.4	-	-
6-3.L.N.	-	26	25	264	868	3,184	2,198	275	-	-	-	-	-	-	-	-	-	-	-	-	-	-	-	-	-	21,053	2.8	-	-
7-L.N.	-	51	9	120	182	522	482	51	-	-	-	-	-	-	-	-	-	-	-	-	-	-	-	-	-	6,840	.9	-	-
Total	26	325	313	17	15,172	4,046	15,861	2,914	92	-	-	12	12	12	12	-	-	-	-	-	-	-	-	-	-	40,205	5.3	-	-
Tinged:																													
3-0.N.	-	-	-	-	-	-	-	-	-	-	-	-	-	-	-	-	-	-	-	-	-	-	-	-	-	-	-	-	-
4-3.N.	-	-	-	-	-	-	-	-	-	-	-	-	-	-	-	-	-	-	-	-	-	-	-	-	-	-	-	-	-
5-N.	-	9	-	9	-	-	-	-	-	-	-	-	-	-	-	-	-	-	-	-	-	-	-	-	-	-	-	-	-
6-3.L.N.	-	-	-	-	-	-	-	-	-	-	-	-	-	-	-	-	-	-	-	-	-	-	-	-	-	-	-	-	-
7-L.N.	-	-	-	-	-	-	-	-	-	-	-	-	-	-	-	-	-	-	-	-	-	-	-	-	-	-	-	-	-
Total	-	9	-	9	17	11	9	9	9	11	11	9	9	9	9	-	-	-	-	-	-	-	-	-	-	-	67	-	-
Gray:																													
3-0.N.	-	-	-	-	-	-	-	-	-	-	-	-	-	-	-	-	-	-	-	-	-	-	-	-	-	-	-	-	-
4-3.N.	-	-	-	-	-	-	-	-	-	-	-	-	-	-	-	-	-	-	-	-	-	-	-	-	-	-	-	-	-
5-N.	-	-	-	-	-	-	-	-	-	-	-	-	-	-	-	-	-	-	-	-	-	-	-	-	-	-	-	-	-
6-3.L.N.	-	-	-	-	-	-	-	-	-	-	-	-	-	-	-	-	-	-	-	-	-	-	-	-	-	-	-	-	-
7-L.N.	-	-	-	-	-	-	-	-	-	-	-	-	-	-	-	-	-	-	-	-	-	-	-	-	-	-	-	-	-
Total	-	-	-	-	-	-	-	-	-	-	-	-	-	-	-	-	-	-	-	-	-	-	-	-	-	-	-	-	-
Below Grade	.04	253	-	196	45	256	138	-	-	-	-	-	-	-	-	-	-	-	-	-	-	-	-	-	-	-	982	.1	
All grades	665	1,472	830	7,269	24,557	200,867	385,496	125,903	4,951	64	1	4,951	4,951	4,951	4,951	-	-	-	-	-	-	-	-	-	-	751,975	100.0		
All grades	0.1	0.2	0.1	1.0	3.3	26.7	51.3	16.7	0.6	0.6	0.6	0.6	0.6	0.6	0.6	-	-	-	-	-	-	-	-	-	-	100.0			

1/ As reported by the Bureau of the Census, running bales.
 * Less than 0.05 percent.

Percentage rough preparation..... 1.4
 Grade index..... 94.4
 Average staple length..... 32.8

Table 17. -- Grade and staple length of upland cotton ginned in Illinois, 1953-54

Grade	13/16 inch and shorter	7/8 inch	29/32 inch	15/16 inch	31/32 inch	1 inch	1-1/32 inches	1-1/16 inches	1-3/32 inches	1-1/8 inches	1-5/32 inches	1-3/16 inches	1-7/32 inches	1-1/4 inches and longer	All lengths	
	Bales	Bales	Bales	Bales	Bales	Bales	Bales	Bales	Bales	Bales	Bales	Bales	Bales	Bales	Percent	
White:																
3-0.M.	-	-	-	-	-	6	12	64	15	-	-	-	-	-	97	9.7
4-S.M.	-	-	-	-	-	34	262	811	164	4	-	-	-	-	1,279	75.1
5-M.	-	-	-	4	-	12	44	128	7	-	-	-	-	-	191	11.2
6-S.L.M.	-	-	-	-	-	15	-	4	-	-	-	-	-	-	19	1.1
7-L.M.	-	-	-	-	-	6	2	-	-	-	-	-	-	-	8	.5
8-S.G.O.	-	-	-	-	-	-	-	-	-	-	-	-	-	-	-	-
9-0.O.	-	-	-	-	-	-	-	-	-	-	-	-	-	-	-	-
Total	4	-	-	4	-	73	320	1,007	186	4	-	-	-	-	1,594	93.6
Spotted:																
3-0.M.	-	-	-	-	-	3	7	46	-	-	-	-	-	-	56	3.3
4-S.M.	-	-	-	-	-	-	-	14	-	-	-	-	-	-	14	.8
5-M.	-	-	-	-	-	2	4	-	-	-	-	-	-	-	6	.4
6-S.L.M.	-	-	-	-	4	22	4	-	-	-	-	-	-	-	30	1.0
7-L.M.	-	-	-	-	-	-	-	-	-	-	-	-	-	-	-	-
Total	-	-	-	-	4	27	15	60	-	-	-	-	-	-	106	6.3
Gray:																
3-0.M.	-	-	-	-	-	-	-	-	-	-	-	-	-	-	-	-
4-S.M.	-	-	-	-	-	-	2	-	-	-	-	-	-	-	2	.1
5-M.	-	-	-	-	-	-	-	-	-	-	-	-	-	-	-	-
6-S.L.M.	-	-	-	-	-	-	-	-	-	-	-	-	-	-	-	-
Total	-	-	-	-	-	-	2	-	-	-	-	-	-	-	2	.1
All grades	-	-	-	4	4	100	337	1,067	186	4	-	-	-	-	1,702	100.0
Percent	Percent	Percent	Percent	Percent	Percent	Percent	Percent	Percent	Percent	Percent	Percent	Percent	Percent	Percent	Percent	Percent
All grades	-	-	-	0.2	0.2	5.9	19.8	62.8	10.9	.2	-	-	-	-	100.0	

1/ As reported by the Bureau of the Census, running bales.
 * Less than 0.05 percent.

Percentage rough preparation..... 0.2
 Grade index..... 96.7
 Average staple length..... 33.8

Table 18. -- Grade and staple length of upland cotton ginned in Kentucky, 1953-54

Grade	13/16 inch and shorter	7/8 inch	29/32 inch	15/16 inch	31/32 inch	1 inch	1-1/32 inches	1-1/16 inches	1-3/32 inches	1-1/8 inches	1-5/32 inches	1-3/16 inches	1-7/32 inches	1-1/4 inches and longer	All lengths	
	Bales	Bales	Bales	Bales	Bales	Bales	Bales	Bales	Bales	Bales	Bales	Bales	Bales	Bales	Bales	Percent
White:																
3-0.M.	-	-	-	-	-	-	-	-	-	-	-	-	-	-	-	-
4-3.M.	-	3	-	-	-	59	479	1,748	96	-	-	-	-	-	2,388	36.5
5-M.	-	-	-	-	-	109	576	1,961	360	3	-	-	-	-	3,009	46.0
6-3.L.M.	-	-	-	-	-	17	226	538	16	-	-	-	-	-	797	12.2
7-L.M.	-	3	-	-	7	27	66	67	3	-	-	-	-	-	173	2.6
8-3.0.	-	-	-	3	3	40	54	12	-	-	-	-	-	-	112	1.7
9-0.0.	-	-	-	-	-	-	12	-	-	-	-	-	-	-	12	.2
Total	6	6	3	3	10	252	1,413	4,326	475	6	-	-	-	-	6,491	99.2
Spotted:																
3-0.M.	-	-	-	-	-	-	-	-	-	-	-	-	-	-	-	-
4-3.M.	-	-	-	-	-	-	-	3	-	-	-	-	-	-	3	.1
5-M.	-	-	-	-	-	1	-	-	-	-	-	-	-	-	1	.1
6-3.L.M.	-	-	-	-	-	3	2	-	-	-	-	-	-	-	5	.1
7-L.M.	-	-	3	-	-	3	5	-	-	-	-	-	-	-	11	.2
Total	3	3	3	7	7	7	3	3	-	-	-	-	-	-	20	.3
Gray:																
3-0.M.	-	-	-	-	-	-	3	-	-	-	-	-	-	-	3	.1
4-3.M.	-	-	-	-	-	6	5	2	-	-	-	-	-	-	13	.2
5-M.	-	-	-	-	-	4	4	-	-	-	-	-	-	-	8	.1
6-3.L.M.	-	-	-	-	-	-	-	-	-	-	-	-	-	-	-	-
Total	-	-	-	10	12	10	12	2	-	-	-	-	-	-	24	.3
Below Grade:																
All grades	6	6	10	269	1,432	4,331	475	6	-	-	-	-	-	-	6,535	100.0
All grades	0.1	0.1	0.2	4.1	21.9	66.2	7.3	0.1	-	-	-	-	-	-	100.0	

1/ As reported by the Bureau of the Census, running bales.
 * Less than 0.05 percent.

Percentage rough preparation..... 0.9
 Grade index..... 99.8
 Average staple length..... 33.8

Table 19.-- Grade and staple length of upland cotton ginned in Louisiana, 1953-54

Grade	13/16 inch and shorter		7/8 inch		29/32 inch		15/16 inch		31/32 inch		1 inch		1-1/32 inches		1-1/16 inches		1-3/32 inches		1-1/8 inches		1-5/32 inches		1-3/16 inches		1-7/32 inches		1-1/4 inches longer		All lengths		
	Bales	Percent	Bales	Percent	Bales	Percent	Bales	Percent	Bales	Percent	Bales	Percent	Bales	Percent	Bales	Percent	Bales	Percent	Bales	Percent	Bales	Percent	Bales	Percent	Bales	Percent	Bales	Percent	Bales	Percent	
White:																															
3-0.M.	-	-	-	-	-	-	16	1.417	51	479	1,417	308	47	-	-	-	-	-	-	-	-	-	-	-	-	-	-	-	2,318	0.3	
4-0.M.	-	-	101	72	2,662	1,839	237	71,839	2,662	16,280	71,839	20,078	56	-	-	-	-	-	-	-	1,244	115,020	56	-	-	-	-	115,020	14.5		
5-M.	-	-	304	295	1,168	69,482	1,168	179,509	1,152	10,658	69,482	27,718	120	-	-	-	-	-	-	-	1,354	291,789	281	26	-	-	-	291,789	36.7		
6-3.L.M.	-	-	20	35	7,694	62,999	408	154,785	1,102	62,999	154,785	20,190	281	-	-	-	-	-	-	-	1,306	248,922	45	-	-	-	248,922	31.3			
7-L.M.	-	-	-	-	216	570	216	62,955	4,323	30,562	62,955	6,544	226	-	-	-	-	-	-	-	226	105,241	45	-	-	-	105,241	13.2			
8-0.0.	-	-	-	-	42	94	42	5,316	95	4,137	5,316	95	-	-	-	-	-	-	-	-	-	-	-	-	-	-	-	10,663	1.3		
9-0.0.	-	-	-	-	-	-	-	-	-	-	-	-	-	-	-	-	-	-	-	-	-	-	-	-	-	-	-	378	*		
Total	-	-	425	402	2,167	3,363	2,167	166,103	475,516	75,368	4,177	502	26	-	-	-	-	-	-	-	4,177	774,331	29	26	-	-	-	774,331	97.3		
Spotted:																															
3-0.M.	-	-	-	10	-	-	-	-	60	127	123	38	-	-	-	-	-	-	-	-	-	-	-	-	-	-	-	358	*		
4-0.M.	-	-	-	-	-	-	-	-	221	906	1,288	82	-	-	-	-	-	-	-	-	-	-	-	-	-	-	-	2,541	.3		
5-M.	-	-	-	-	30	53	839	2,365	2,365	166	16	-	-	-	-	-	-	-	-	-	-	-	-	-	-	-	-	6,051	.8		
6-3.L.M.	-	-	-	-	20	44	440	2,244	37	1,091	37	-	-	-	-	-	-	-	-	-	-	-	-	-	-	-	-	4,484	.6		
7-L.M.	-	-	-	-	30	9	763	1,628	29	1,030	29	-	-	-	-	-	-	-	-	-	-	-	-	-	-	-	-	3,509	.4		
Total	-	-	-	10	80	150	2,351	7,270	6,714	382	16	-	-	-	-	-	-	-	-	-	-	-	-	-	-	-	-	16,943	2.1		
Tinged:																															
3-0.M.	-	-	-	-	-	-	-	-	-	-	-	-	-	-	-	-	-	-	-	-	-	-	-	-	-	-	-	-	-	-	
4-0.M.	-	-	-	-	-	-	-	-	-	-	-	-	-	-	-	-	-	-	-	-	-	-	-	-	-	-	-	-	-	-	
5-M.	-	-	-	-	-	-	11	74	66	-	-	-	-	-	-	-	-	-	-	-	-	-	-	-	-	-	-	151	*		
6-3.L.M.	-	-	-	-	-	-	513	109	71	-	-	-	-	-	-	-	-	-	-	-	-	-	-	-	-	-	-	693	.1		
7-L.M.	-	-	-	-	-	11	508	103	4	-	-	-	-	-	-	-	-	-	-	-	-	-	-	-	-	-	-	622	.1		
Total	-	-	-	-	-	11	1,032	286	165	-	-	-	-	-	-	-	-	-	-	-	-	-	-	-	-	-	-	1,694	.2		
Gray:																															
3-0.M.	-	-	-	-	-	-	-	44	18	-	-	-	-	-	-	-	-	-	-	-	-	-	-	-	-	-	-	60	*		
4-0.M.	-	-	-	-	-	-	20	304	267	29	-	-	-	-	-	-	-	-	-	-	-	-	-	-	-	-	-	682	.1		
5-M.	-	-	-	-	23	19	79	503	648	92	-	-	-	-	-	-	-	-	-	-	-	-	-	-	-	-	-	1,364	.2		
6-3.L.M.	-	-	-	-	-	-	94	122	86	13	-	-	-	-	-	-	-	-	-	-	-	-	-	-	-	-	-	315	*		
Total	-	-	-	-	23	39	235	947	1,045	182	-	-	-	-	-	-	-	-	-	-	-	-	-	-	-	-	-	2,441	.3		
Below Grade																															
	-	-	-	-	-	-	32	32	-	-	-	-	-	-	-	-	-	-	-	-	-	-	-	-	-	-	-	64	*		
All grades	-	-	425	412	2,270	3,563	29,903	194,638	483,440	75,872	4,177	518	26	-	-	-	-	-	-	-	4,177	795,273	29	26	-	-	-	795,273	100.0		
All grades	-	-	0.1	0.1	0.3	0.4	3.8	24.5	60.7	9.5	0.5	0.1	*	-	-	-	-	-	-	-	0.1	100.0	*	-	-	-	100.0				

1/ As reported by the Bureau of the Census, running bales.
 * Less than 0.05 percent.

Percentage rough preparation..... 1.4
 Grade index..... 96.0
 Average staple length..... 33.8

Table 21. -- Grade and staple length of upland cotton ginned in Missouri, 1933-54

Grade	13/16 inch and shorter		7/8 inch		29/32 inch		15/16 inch		31/32 inch		1 inch		1-1/32 inches		1-1/16 inches		1-3/32 inches		1-1/8 inches		1-5/32 inches		1-3/16 inches		1-7/32 inches		1-1/4 inches and longer		All lengths											
	Bales	Percent	Bales	Percent	Bales	Percent	Bales	Percent	Bales	Percent	Bales	Percent	Bales	Percent	Bales	Percent	Bales	Percent	Bales	Percent	Bales	Percent	Bales	Percent	Bales	Percent	Bales	Percent	Bales	Percent										
White:																																								
3-G.M.	-		-		-		-		-		-		-		-		-		-		-		-		-		-		-		-		-							
4-S.M.	11	32	40	576	11	669	5,331	47,046	79	1,275	155	252	11	326	-	-	-	-	-	-	-	-	-	-	-	-	-	-	-	-	-	-	-	-	-					
5-M.	22	76	126	702	617	11,998	60,383	8,765	98	326	54	-	-	-	-	-	-	-	-	-	-	-	-	-	-	-	-	-	-	-	-	-	-	-	-	-	-			
6-S.L.M.	-	33	31	731	663	11,811	43,037	18,120	1,039	-	-	-	-	-	-	-	-	-	-	-	-	-	-	-	-	-	-	-	-	-	-	-	-	-	-	-	-			
7-L.M.	-	32	51	1,467	2,555	12,901	14,183	3,897	56	-	-	-	-	-	-	-	-	-	-	-	-	-	-	-	-	-	-	-	-	-	-	-	-	-	-	-	-			
8-S.G.O.	-	20	43	1,447	1,992	6,945	1,540	171	-	-	-	-	-	-	-	-	-	-	-	-	-	-	-	-	-	-	-	-	-	-	-	-	-	-	-	-	-			
9-G.O.	-	-	56	887	426	907	66	-	-	-	-	-	-	-	-	-	-	-	-	-	-	-	-	-	-	-	-	-	-	-	-	-	-	-	-	-	-			
Total	33	193	347	5,821	6,942	49,453	166,354	177,342	24,497	372	11	380	-	-	-	-	-	-	-	-	-	-	-	-	-	-	-	-	-	-	-	-	-	-	-	-	-	-		
Spotted:																																								
3-G.M.	-	-	-	-	-	-	-	-	-	-	-	-	-	-	-	-	-	-	-	-	-	-	-	-	-	-	-	-	-	-	-	-	-	-	-	-	-	-	-	
4-S.M.	-	-	-	-	-	-	-	-	-	-	-	-	-	-	-	-	-	-	-	-	-	-	-	-	-	-	-	-	-	-	-	-	-	-	-	-	-	-	-	-
5-M.	-	-	-	-	-	-	-	-	-	-	-	-	-	-	-	-	-	-	-	-	-	-	-	-	-	-	-	-	-	-	-	-	-	-	-	-	-	-	-	-
6-S.L.M.	-	-	-	-	-	-	-	-	-	-	-	-	-	-	-	-	-	-	-	-	-	-	-	-	-	-	-	-	-	-	-	-	-	-	-	-	-	-	-	-
7-L.M.	-	16	111	830	774	2,650	622	28	-	-	-	-	-	-	-	-	-	-	-	-	-	-	-	-	-	-	-	-	-	-	-	-	-	-	-	-	-	-	-	
Total	-	16	127	1,099	1,296	4,224	1,475	127	-	-	-	-	-	-	-	-	-	-	-	-	-	-	-	-	-	-	-	-	-	-	-	-	-	-	-	-	-	-	-	
Tinged:																																								
3-G.M.	-	-	-	-	-	-	-	-	-	-	-	-	-	-	-	-	-	-	-	-	-	-	-	-	-	-	-	-	-	-	-	-	-	-	-	-	-	-	-	-
4-S.M.	-	-	-	-	-	-	-	-	-	-	-	-	-	-	-	-	-	-	-	-	-	-	-	-	-	-	-	-	-	-	-	-	-	-	-	-	-	-	-	-
5-M.	-	-	-	-	-	-	-	-	-	-	-	-	-	-	-	-	-	-	-	-	-	-	-	-	-	-	-	-	-	-	-	-	-	-	-	-	-	-	-	-
6-S.L.M.	-	-	-	-	-	-	-	-	-	-	-	-	-	-	-	-	-	-	-	-	-	-	-	-	-	-	-	-	-	-	-	-	-	-	-	-	-	-	-	-
7-L.M.	-	49	-	495	384	85	-	-	-	-	-	-	-	-	-	-	-	-	-	-	-	-	-	-	-	-	-	-	-	-	-	-	-	-	-	-	-	-	-	
Total	-	49	-	522	400	121	-	-	-	-	-	-	-	-	-	-	-	-	-	-	-	-	-	-	-	-	-	-	-	-	-	-	-	-	-	-	-	-	-	
Gray:																																								
3-G.M.	-	-	-	-	-	-	-	-	-	-	-	-	-	-	-	-	-	-	-	-	-	-	-	-	-	-	-	-	-	-	-	-	-	-	-	-	-	-	-	-
4-S.M.	-	-	-	-	-	-	-	-	-	-	-	-	-	-	-	-	-	-	-	-	-	-	-	-	-	-	-	-	-	-	-	-	-	-	-	-	-	-	-	
5-M.	-	-	-	-	-	-	-	-	-	-	-	-	-	-	-	-	-	-	-	-	-	-	-	-	-	-	-	-	-	-	-	-	-	-	-	-	-	-	-	
6-S.L.M.	-	-	-	-	-	-	-	-	-	-	-	-	-	-	-	-	-	-	-	-	-	-	-	-	-	-	-	-	-	-	-	-	-	-	-	-	-	-	-	
7-L.M.	-	-	-	-	-	-	-	-	-	-	-	-	-	-	-	-	-	-	-	-	-	-	-	-	-	-	-	-	-	-	-	-	-	-	-	-	-	-	-	
Total	-	-	-	-	-	-	-	-	-	-	-	-	-	-	-	-	-	-	-	-	-	-	-	-	-	-	-	-	-	-	-	-	-	-	-	-	-	-	-	
Below Grade																																								
All Grades	33	298	485	6,118	9,388	57,695	172,474	178,718	24,507	372	11	380	-	-	-	-	-	-	-	-	-	-	-	-	-	-	-	-	-	-	-	-	-	-	-	-	-	-	-	
All Grades	Percent	Percent	Percent	Percent	Percent	Percent	Percent	Percent	Percent	Percent	Percent	Percent	Percent	Percent	Percent	Percent	Percent	Percent	Percent	Percent	Percent	Percent	Percent	Percent	Percent	Percent	Percent	Percent	Percent	Percent	Percent	Percent	Percent	Percent	Percent	Percent	Percent	Percent	Percent	
All Grades	•	0.1	0.1	1.0	2.1	12.8	36.1	39.4	5.4	0.1	•	0.1	-	-	-	-	-	-	-	-	-	-	-	-	-	-	-	-	-	-	-	-	-	-	-	-	-	-		

1/ As reported by the Bureau of the Census, running bales.
 • Less than 0.05 percent.

Percentage rough preparation..... 97.7
 Grade index..... 33.3
 Average staple length..... 100.0

Table 26. -- Grade and staple length of upland cotton ginned in Tennessee, 1953-54

Grade	13/16 inch and shorter		7/8 inch		29/32 inch		15/16 inch		31/32 inch		1 inch		1-1/32 inches		1-1/16 inches		1-3/32 inches		1-1/8 inches		1-5/32 inches		1-3/16 inches		1-7/32 inches		1-1/4 inches and longer		All lengths		
	Bales	Percent	Bales	Percent	Bales	Percent	Bales	Percent	Bales	Percent	Bales	Percent	Bales	Percent	Bales	Percent	Bales	Percent	Bales	Percent	Bales	Percent	Bales	Percent	Bales	Percent	Bales	Percent	Bales	Percent	
White:																															
3-0.N.	21		104		15		49		54		98		344		605		57		157		17		-		-		-		1,347	0.2	
4-5.N.	219		1,352		1,806		2,793		2,385		12,054		35,256		57,985		3,471		690		27		8		-		-		117,504	17.1	
5-N.	510		1,932		3,347		7,432		7,658		43,440		133,756		176,131		11,178		690		690		-		-		-		386,107	56.3	
6-S.L.N.	11		330		399		3,130		2,745		23,725		41,834		30,889		1,751		-		110		-		-		-		104,924	15.3	
7-L.N.	-		210		397		2,773		2,289		15,754		17,553		6,209		97		-		-		-		-		-		45,282	6.6	
8-S.O.	-		96		114		1,787		935		9,458		6,369		2,308		32		-		-		-		-		-		21,099	3.1	
9-O.O.	-		-		-		9		27		636		650		392		19		-		-		-		-		-		1,733	0.3	
Total	767		4,024		6,078		17,973		16,094		105,165		235,762		274,519		16,605		957		44		8		-		-		677,996	98.9	
Spotted:																															
3-0.N.	-		-		-		-		-		8		9		-		11		-		-		-		-		-		28	*	
4-S.N.	-		26		26		71		11		142		169		181		-		-		-		-		-		-		626	.1	
5-N.	9		-		20		99		53		372		228		62		-		-		-		-		-		-		843	.1	
6-S.L.N.	-		13		9		73		75		262		281		170		13		-		-		-		-		-		896	.1	
7-L.N.	-		-		-		545		330		2,452		771		315		9		-		-		-		-		-		4,422	.6	
Total	9		39		55		788		469		3,236		1,458		728		33		-		-		-		-		-		6,815	.9	
Tinged:																															
3-0.N.	-		-		-		-		-		-		-		-		-		-		-		-		-		-		-	-	-
4-S.N.	-		-		-		-		-		-		-		-		-		-		-		-		-		-		-	-	-
5-N.	-		-		-		9		-		10		-		-		-		-		-		-		-		-		19	*	
6-S.L.N.	-		-		-		-		9		13		-		-		-		-		-		-		-		-		22	*	
7-L.N.	-		-		-		24		-		101		-		-		-		-		-		-		-		-		125	*	
Total	-		-		-		33		9		124		-		-		-		-		-		-		-		-		166	*	
Gray:																															
3-0.N.	-		-		-		-		-		-		-		-		-		-		-		-		-		-		-	-	-
4-S.N.	-		-		-		-		-		-		-		-		-		-		-		-		-		-		-	-	-
5-N.	-		-		25		47		-		85		31		-		-		-		-		-		-		-		482	.1	
6-S.L.N.	-		-		-		-		-		-		-		-		-		-		-		-		-		-		188	*	
Total	-		-		25		47		22		302		247		16		11		-		-		-		-		-		670	.1	
Below Grade:																															
-	-		-		-		-		-		86		18		-		-		-		-		-		-		-		104	*	
All grades	776		4,063		6,158		18,841		16,594		108,913		237,485		275,263		16,649		957		44		8		-		-		685,751	100.0	
All grades	0.1		0.6		0.9		2.7		2.4		15.9		34.6		40.2		2.4		0.1		*		*		*				100.0		

As reported by the Bureau of the Census, running bales.
 * Less than 0.05 percent.
 Percentage rough preparation..... 0.1
 Grade index..... 97.8
 Average staple length..... 33.1

Table 27. -- Grade and staple length of upland cotton ginned in Texas, 1953-54

Grade	13/16 inch and shorter		7/8 inch		29/32 inch		15/16 inch		31/32 inch		1 inch		1-1/32 inches		1-1/16 inches		1-1/8 inches		1-5/32 inches		1-3/16 inches		1-1/4 inches and longer		All lengths					
	Bales	Percent	Bales	Percent	Bales	Percent	Bales	Percent	Bales	Percent	Bales	Percent	Bales	Percent	Bales	Percent	Bales	Percent	Bales	Percent	Bales	Percent	Bales	Percent	Bales	Percent				
White:																														
3-0.N.	19		149		316		1,037		1,484		1,421		691		265		955		4,049		1,695		256		27		12,600	0.3		
4-S.M.	1,237		9,690		20,095		46,544		44,894		52,978		50,224		17,022		21,020		40,796		7,997		704		121		319,850	7.6		
5-M.	5,463		65,781		133,648		260,168		100,179		163,439		131,454		46,300		26,762		16,519		2,368		2,598		29		1,091,217	28.8		
6-S.L.M.	5,167		60,467		135,817		250,007		132,977		91,622		56,798		20,529		10,663		3,060		298		49		18		817,093	19.3		
7-L.M.	7,281		146,550		287,796		284,717		106,946		73,751		41,893		12,573		2,823		1,214		239		27		-		945,800	22.4		
8-S.O.O.	3,526		63,765		73,461		62,483		23,203		21,254		10,886		1,690		40		7		-		-		-		260,582	6.2		
9-0.O.	1,339		7,760		3,561		4,543		1,856		1,659		397		99		7		-		-		-		-		21,230	.5		
Total	25,032		354,171		674,654		917,497		499,539		406,124		292,333		107,535		52,206		60,684		64,690		12,375		1,267		195		3,469,302	82.1
Spotted:																														
3-0.N.	136		2,242		2,738		2,501		1,054		395		139		26		96		154		104		-		-		9,595	.2		
4-S.M.	2,509		19,473		33,344		36,852		16,294		6,992		2,796		3,581		5,857		3,447		1,017		40		-		132,101	3.1		
5-M.	5,816		40,493		57,339		48,331		14,424		6,231		2,505		2,584		3,278		1,204		175		-		-		182,380	4.3		
6-S.L.M.	9,234		80,997		139,536		78,795		14,240		8,302		4,052		712		253		47		-		-		-		336,128	7.9		
7-L.M.	10,764		41,790		19,157		9,943		1,352		2,226		712		171		7		-		-		-		-		86,322	2.0		
Total	28,458		184,995		252,114		176,382		47,564		24,046		10,204		7,074		9,491		4,852		1,296		40		-		-	746,516	17.5	
Tinges:																														
3-0.N.	120		89		9		-		-		-		-		-		-		-		-		-		-		-	-	-	
4-S.M.	520		457		129		61		9		17		-		-		-		-		-		-		-		235	.6		
6-S.L.M.	716		401		26		48		8		8		-		-		-		-		-		-		-		1,193	3.0		
7-L.M.	208		92		21		32		69		8		-		-		-		-		-		-		-		1,207	3.0		
Total	1,572		1,039		195		150		96		33		-		-		-		-		-		-		-		430	1.0		
Yellow Stained:																														
3-0.N.	-		-		-		-		-		-		-		-		-		-		-		-		-		-	-	-	
4-S.M.	-		-		-		-		-		-		-		-		-		-		-		-		-		-	-	-	
5-M.	-		-		-		-		-		-		-		-		-		-		-		-		-		-	-	-	
6-S.L.M.	-		-		-		-		-		-		-		-		-		-		-		-		-		-	-	-	
7-L.M.	-		-		-		-		-		-		-		-		-		-		-		-		-		-	-	-	
Total	-		-		-		-		-		-		-		-		-		-		-		-		-		-	-	-	
Gray:																														
3-0.N.	8		33		29		29		29		17		19		9		18		11		11		-		-		70	1.8		
4-S.M.	16		67		214		148		148		221		46		26		45		19		-		-		-		996	2.3		
5-M.	114		499		821		1,621		552		431		40		18		-		-		-		-		-		3,964	9.7		
6-S.L.M.	99		276		282		1,188		607		431		40		18		-		-		-		-		-		2,949	7.3		
Total	229		942		1,325		3,319		1,336		669		113		53		63		19		11		-		-		7,979	19.6		
Below Grade	1,312		2,157		444		540		92		148		12		-		-		-		-		-		-		4,795	11.8		
All grades	56,010		543,204		929,722		1,097,888		548,617		431,020		302,662		114,662		61,760		65,555		60,997		12,415		1,267		195		4,230,582	100.0
All grades	1.3		12.8		22.0		25.9		13.0		10.2		7.2		2.7		1.5		1.5		1.6		0.3		0.3		100.0	100.0		

2/ As reported by the Bureau of the Census, running bales.
 * Less than 0.05 percent.

Percentage rough preparation..... 0.4
 Grade index..... 91.9
 Average staple length..... 30.4

Table 29. -- Grade and staple length of upland cotton ginned, during specified periods, by States, 1953-54

ALABAMA							ARIZONA					
Grade and staple length	Prior to Sept. 1	September	October	November	After Nov. 30	Total Crop	Prior to Sept. 1	September	October	November	After Nov. 30	Total Crop
Grade	Bales	Bales	Bales	Bales	Bales	Bales	Bales	Bales	Bales	Bales	Bales	Bales
White:												
3-0.M.	337	255	20	-	-	612	377	538	1,961	508	10	3,394
4-5.M.	6,851	50,561	9,245	152	-	66,809	7,440	35,232	81,012	66,728	8,146	198,558
5-M.	46,319	279,744	96,281	5,315	128	427,787	7,196	49,806	142,171	176,293	80,502	455,968
6-S.L.M.	25,961	144,298	165,639	23,668	1,627	361,153	651	5,897	52,400	81,463	94,490	234,901
7-L.M.	2,235	17,197	32,153	10,183	1,288	63,056	104	237	2,558	5,486	20,895	37,280
8-S.O.O.	218	2,406	2,907	1,357	259	7,147	22	6	72	205	6,292	6,597
9-G.O.	28	272	580	31	20	931	-	-	3	15	3,053	3,071
Total.	81,949	494,693	306,825	40,706	3,322	927,495	15,790	91,716	280,177	330,698	223,388	941,769
Spotted:												
3-0.M.	78	277	18	-	-	373	6	80	38	4	65	196
4-5.M.	1,515	6,007	4,195	400	7	12,124	288	1,720	1,376	687	9,090	13,161
5-M.	1,896	5,624	6,771	1,621	62	17,974	194	1,040	1,098	1,023	22,056	25,411
6-S.L.M.	83	1,463	4,018	1,439	152	7,155	85	236	145	194	10,359	20,019
7-L.M.	9	317	410	284	87	1,107	22	20	-	2	11,826	11,870
Total.	3,981	13,688	17,412	3,744	308	36,733	598	3,096	2,657	1,910	62,396	70,657
Tinged:												
3-0.M.	-	-	-	-	-	-	-	-	-	-	-	-
4-5.M.	-	-	-	-	-	-	-	-	-	-	76	76
5-M.	-	30	19	-	-	49	-	-	-	1	996	997
6-S.L.M.	-	10	-	-	-	10	-	-	-	-	1,255	1,255
7-L.M.	-	-	-	24	-	24	-	7	-	-	743	750
Total.	-	40	19	24	-	83	-	7	-	1	3,070	3,078
Yellow Stained:												
3-0.M.	-	-	-	-	-	-	-	-	-	-	-	-
4-5.M.	-	-	-	-	-	-	-	-	-	-	-	-
5-M.	-	-	-	-	-	-	-	-	-	-	6	6
Total.	-	-	-	-	-	-	-	-	-	-	6	6
Gray:												
3-0.M.	-	19	-	-	-	19	-	-	-	1	16	17
4-5.M.	19	19	50	12	-	100	-	-	11	38	276	325
5-M.	-	69	70	190	109	438	-	1	7	82	1,650	1,740
6-S.L.M.	-	-	-	-	103	103	-	2	8	20	696	726
Total.	19	107	120	202	212	660	-	3	26	141	2,638	2,808
Below Grade.	-	29	123	12	30	194	3	6	31	8	4,459	4,507
All grades.	85,549	508,557	324,499	44,688	3,872	1,967,165	16,391	94,828	282,891	332,758	295,957	1,022,825
Grade Index.	97.9	97.9	94.8	91.6	88.0	96.5	101.3	101.0	99.9	99.0	92.1	97.5
Staple length (inches)												
13/16 and shorter.	-	485	228	36	10	759	-	9	-	3	613	625
7/8	20	3,407	2,197	210	30	5,864	2	-	5	17	3,506	3,530
29/32	56	1,940	703	120	10	2,829	-	-	-	1	14	15
15/16	351	6,635	10,523	2,031	123	19,663	24	20	21	28	12,509	12,602
31/32	1,537	6,387	9,017	2,895	219	20,055	3	4	32	110	27,554	27,703
1	10,211	60,073	95,365	19,246	1,507	186,402	405	932	1,607	4,357	64,777	72,078
1-1/32	34,807	222,245	148,011	17,766	1,822	424,651	5,252	17,668	75,201	122,540	127,761	348,422
1-1/16	32,234	189,383	56,101	2,373	151	280,242	9,823	62,907	180,950	182,980	52,836	489,496
1-3/32	5,639	15,913	2,274	-	-	23,826	868	11,483	14,924	14,774	5,863	47,912
1-1/8	556	1,992	80	11	-	2,639	14	1,240	5,633	6,507	510	13,904
1-5/32	118	68	-	-	-	186	-	532	4,367	1,430	14	6,343
1-3/16	20	10	-	-	-	30	-	33	147	11	-	191
1-7/32	-	19	-	-	-	19	-	-	4	-	-	4
1-1/4 and longer	-	-	-	-	-	-	-	-	-	-	-	-
All lengths.	85,549	508,557	324,499	44,688	3,872	1,967,165	16,391	94,828	282,891	332,758	295,957	1,022,825
Average staple length (32nd inches)	33.4	33.2	32.7	32.3	32.4	33.0	33.7	34.0	33.9	33.7	32.6	33.5

1/ As reported by the Bureau of the Census, running bales.

Table 30. -- Grade and staple length of upland cotton ginned, during specified periods, by states, 1953-54

Grade and staple length	ARKANSAS						CALIFORNIA					
	Prior to Sept. 1	September	October	November	After Nov. 30	Total Crop	Prior to Sept. 1	September	October	November	After Nov. 30	Total Crop
Grade	Bales	Bales	Bales	Bales	Bales	Bales	Bales	Bales	Bales	Bales	Bales	Bales
White:												
3-G.M.	23	4,532	557	19	-	5,131	407	1,151	1,364	482	23	3,447
4-S.M.	815	181,498	53,891	3,645	194	240,043	2,523	23,835	105,034	43,488	2,299	177,179
5-M.	1,300	233,818	447,710	106,465	2,661	791,954	1,684	16,787	164,899	192,153	46,862	422,385
6-S.L.M.	84	25,260	116,458	156,395	19,947	318,144	77	2,268	153,347	306,608	141,515	603,815
7-L.M.	6	2,577	13,867	50,047	26,661	93,150	-	613	35,970	118,775	136,792	292,150
8-S.G.O.	-	300	1,633	7,836	19,179	28,948	-	38	1,908	8,083	95,503	105,532
9-G.O.	-	-	61	543	4,342	4,946	-	12	137	629	31,328	32,106
Total.	2,228	447,985	634,177	324,950	72,984	1,482,324	4,691	44,704	462,679	670,218	454,322	1,636,614
Spotted:												
3-G.M.	-	39	11	36	12	98	3	23	64	38	18	146
4-S.M.	-	477	675	381	463	1,996	8	230	919	977	759	2,893
5-M.	-	363	490	1,151	1,822	3,826	6	80	1,407	5,448	3,642	10,583
6-S.L.M.	-	45	228	1,227	6,044	7,544	-	40	754	4,106	3,323	8,223
7-L.M.	-	9	17	413	11,849	12,288	-	18	119	461	9,179	9,777
Total.	-	933	1,421	3,208	20,190	25,752	17	391	3,263	11,030	16,921	31,622
Tinged:												
3-G.M.	-	-	-	-	-	-	-	-	-	-	-	-
4-S.M.	-	-	-	-	-	-	-	-	-	3	17	20
5-M.	-	-	-	34	88	122	-	-	1	2	144	147
6-S.L.M.	-	-	-	-	729	729	-	-	-	3	45	48
7-L.M.	-	9	-	-	3,062	3,071	-	-	-	-	30	30
Total.	-	9	-	34	3,879	3,922	-	-	1	8	236	245
Gray:												
3-G.M.	-	18	10	733	60	821	-	1	2	12	646	661
4-S.M.	6	56	171	2,390	650	3,273	-	11	159	1,973	16,301	18,444
5-M.	-	38	163	2,232	3,432	5,865	-	40	361	5,571	45,134	51,106
6-S.L.M.	-	-	-	160	1,340	1,500	-	28	31	912	36,673	37,644
Total.	6	112	344	5,515	5,482	11,459	-	80	553	8,468	98,754	107,855
Below Grade.	-	18	-	95	3,635	3,748	-	9	24	119	8,034	8,186
All grades	2,234	449,057	635,942	333,802	106,170 ^{1/2}	1,527,205	4,708	45,184	466,520	689,843	578,267 ^{1/2}	1,784,522
Grade index.	101.2	101.2	98.8	94.0	82.3	97.3	102.5	101.6	97.6	94.3	85.2	92.4
<u>Staple length</u> (inches)												
13/16 and shorter	-	2,191	722	254	13	3,180	-	-	-	2	544	546
7/8	-	4,427	4,560	1,365	314	10,666	-	-	15	-	4,774	4,789
29/32	-	3,408	2,636	1,144	529	7,717	-	-	-	-	350	350
15/16	-	7,375	7,956	8,549	6,968	30,858	1	5	10	18	11,800	11,834
31/32	17	6,264	5,589	7,644	10,681	30,195	-	10	34	26	17,311	17,381
1.	47	35,334	46,212	79,131	33,652	194,376	93	97	427	1,494	60,518	62,629
1-1/32	254	130,872	199,138	145,308	40,476	516,048	1,213	5,575	35,056	82,586	194,738	319,168
1-1/16	1,053	208,947	310,886	82,796	12,945	616,627	2,882	26,569	292,743	416,084	225,962	964,240
1-3/32	816	47,082	53,224	6,912	568	108,602	495	12,275	136,681	186,517	60,974	396,942
1-1/8	47	3,111	4,587	668	24	8,437	24	629	1,465	3,056	1,285	6,459
1-5/32	-	37	323	12	-	372	-	13	54	56	11	134
1-3/16	-	-	66	-	-	66	-	10	35	4	-	49
1-7/32	-	-	11	-	-	11	-	1	-	-	-	1
1-1/4 and longer	-	9	22	19	-	50	-	-	-	-	-	-
All lengths	2,234	449,057	635,942	333,802	106,170 ^{1/2}	1,527,205	4,708	45,184	466,520	689,843	578,267 ^{1/2}	1,784,522
Average staple length (32d inches).	34.2	33.4	33.5	32.9	32.4	33.3	33.8	34.2	34.2	34.2	33.3	33.9

^{1/2} As reported by the Bureau of the Census, Fanning bales.

Table 31. -- Grade and staple length of upland cotton ginned, during specified periods, by states, 1953-54

FLORIDA							GEORGIA					
Grade and staple length	Prior to Sept. 1	September	October	November	After Nov. 30	Total Crop	Prior to Sept. 1	September	October	November	After Nov. 30	Total Crop
Grade	Bales	Bales	Bales	Bales	Bales	Bales	Bales	Bales	Bales	Bales	Bales	Bales
White:												
3-G.M.	-	-	-	-	-	-	39	293	27	-	-	359
4-S.M.	101	19	4	-	-	124	8,973	14,875	1,200	26	-	25,074
5-M.	3,218	1,238	231	21	-	4,708	77,258	136,170	41,756	3,909	171	259,264
6-S.L.M.	2,045	3,839	426	51	30	6,391	44,801	133,249	85,716	22,991	2,431	269,188
7-L.M.	253	844	115	40	49	1,301	6,639	36,785	59,904	12,223	2,058	117,609
8-S.G.O.	45	68	15	-	-	128	335	3,985	7,833	1,570	803	14,926
9-G.O.	5	-	1	-	-	6	14	612	446	275	135	1,482
Total	5,667	6,008	792	112	79	12,658	138,059	325,969	196,882	40,994	5,598	707,502
Spotted:												
3-G.M.	7	-	-	-	-	7	18	175	9	17	-	219
4-S.M.	83	255	9	-	-	347	1,405	5,068	3,332	871	-	10,676
5-M.	73	355	33	-	-	461	372	4,110	13,173	2,970	428	21,053
6-S.L.M.	9	68	17	-	-	94	426	1,120	3,829	1,106	359	6,840
7-L.M.	-	11	-	-	-	11	109	266	833	70	139	1,417
Total	172	689	59	-	-	920	2,330	10,739	21,176	5,034	926	40,205
Tinged:												
3-G.M.	-	-	-	-	-	-	-	-	-	-	-	-
4-S.M.	-	-	-	-	-	-	-	9	-	-	-	9
5-M.	-	-	-	-	-	-	-	9	9	9	-	27
6-S.L.M.	-	-	-	-	-	-	-	11	-	-	20	31
7-L.M.	-	-	-	-	-	-	-	-	-	-	-	-
Total	-	-	-	-	-	-	-	29	9	9	20	67
Gray:												
3-G.M.	-	-	-	-	-	-	-	-	-	-	-	-
4-S.M.	-	56	3	-	-	59	109	379	344	35	-	867
5-M.	5	130	12	-	54	201	155	464	1,243	36	130	2,028
6-S.L.M.	-	11	-	-	-	11	7	31	273	-	13	324
Total	5	197	15	-	54	271	271	874	1,860	71	143	3,219
Below Grade	-	-	-	-	-	-	21	223	590	69	79	982
All grades	5,844	6,894	866	112	133 1/2	13,849	140,681	337,834	220,517	46,177	6,766 1/2	751,975
Grade Index	97.0	93.6	93.8	91.9	86.6	94.9	97.4	95.6	91.6	91.1	87.1	94.4
Staple length (inches)												
13/16 and shorter	-	8	-	-	-	8	37	153	475	-	-	665
7/8	7	17	-	-	-	24	35	377	651	349	60	1,472
29/32	2	6	-	-	-	8	44	117	269	336	64	830
15/16	58	62	21	21	10	172	366	930	3,899	1,774	300	7,269
31/32	66	131	28	10	20	255	822	2,508	12,240	8,439	548	24,557
1	793	1,009	343	81	64	2,290	24,802	51,616	95,262	25,070	4,117	200,867
1-1/32	2,909	4,016	417	-	39	7,381	92,859	184,878	96,411	9,848	1,500	385,496
1-1/16	1,856	1,618	95	-	-	3,529	21,217	93,066	11,082	361	177	125,903
1-3/32	146	19	2	-	-	167	489	4,152	210	-	-	4,851
1-1/8	7	-	-	-	-	7	9	37	18	-	-	64
1-5/32	-	-	-	-	-	-	1	-	-	-	-	1
1-3/16	-	-	-	-	-	-	-	-	-	-	-	-
1-7/32	-	-	-	-	-	-	-	-	-	-	-	-
1-1/4 and longer	-	8	-	-	-	8	-	-	-	-	-	-
All lengths	5,844	6,894	866	112	133 1/2	13,849	140,681	337,834	220,517	46,177	6,766 1/2	751,975
Average staple length (324 inches)	33.2	33.0	32.5	31.5	32.0	33.0	33.0	33.1	32.4	31.9	32.0	32.8

1/2 As reported by the Bureau of the Census, running bales.

Table 32. -- Grade and staple length of upland cotton ginned, during specified periods, by States, 1953-54

ILLINOIS							KENTUCKY					
Grade and staple length	Prior to Sept. 1	September	October	November	After Nov. 30	Total Crop	Prior to Sept. 1	September	October	November	After Nov. 30	Total Crop
Grade	Bales	Bales	Bales	Bales	Bales	Bales	Bales	Bales	Bales	Bales	Bales	Bales
White:												
3-0.M.	-	-	-	-	-	-	-	-	-	-	-	-
4-S.M.	-	51	46	-	-	97	-	1,596	787	5	-	2,388
5-M.	-	490	659	126	4	1,279	-	986	1,626	397	-	3,009
6-S.L.M.	-	4	61	106	20	191	-	11	125	645	16	797
7-L.M.	-	-	-	15	4	19	-	-	26	95	92	173
8-S.G.O.	-	-	-	-	8	8	-	-	-	12	100	112
9-0.O.	-	-	-	-	-	-	-	-	-	-	12	12
Total.	-	545	766	247	36	1,594	-	2,593	2,564	1,114	220	6,491
Spotted:												
3-0.M.	-	-	-	-	-	-	-	-	-	-	-	-
4-S.M.	-	44	12	-	-	56	-	3	-	-	-	3
5-M.	-	14	-	-	-	14	-	-	-	-	1	1
6-S.L.M.	-	-	-	-	6	6	-	-	-	-	5	5
7-L.M.	-	-	-	-	30	30	-	-	-	-	11	11
Total.	-	58	12	-	36	106	-	3	-	-	17	20
Gray:												
3-0.M.	-	-	-	-	-	-	-	-	-	-	3	3
4-S.M.	-	-	-	2	-	2	-	-	-	10	3	13
5-M.	-	-	-	-	-	-	-	-	-	-	8	8
6-S.L.M.	-	-	-	-	-	-	-	-	-	-	-	-
Total.	-	-	-	2	-	2	-	-	-	10	14	24
All grades	-	603	778	249	72	1/ 1,702	-	2,596	2,564	1,124	251	1/ 6,535
Grade index.	-	100.1	99.8	96.5	83.0	98.7	-	102.4	100.8	95.5	81.0	99.8
Staple length (inches)												
13/16 and shorter. . .	-	-	-	-	-	-	-	-	-	-	-	-
7/8	-	-	-	-	-	-	-	-	3	-	3	6
29/32	-	-	-	-	-	-	-	-	-	-	-	-
15/16	-	4	-	-	-	4	-	-	-	-	6	6
31/32	-	-	-	-	-	4	-	-	-	-	10	10
1	-	8	33	11	48	100	-	151	3	33	82	269
1-1/32	-	20	215	82	20	337	-	525	422	333	132	1,432
1-1/16	-	451	460	156	-	1,067	-	1,766	1,819	728	18	4,331
1-3/32	-	116	70	-	-	186	-	151	314	10	-	475
1-1/8	-	4	-	-	-	4	-	3	3	-	-	6
1-5/32	-	-	-	-	-	-	-	-	-	-	-	-
1-3/16	-	-	-	-	-	-	-	-	-	-	-	-
1-7/32	-	-	-	-	-	-	-	-	-	-	-	-
1-1/4 and longer . . .	-	-	-	-	-	-	-	-	-	-	-	-
All lengths.	-	603	778	249	72	1/ 1,702	-	2,596	2,564	1,124	251	1/ 6,535
Average staple length (32nd inches)	-	34.1	33.7	33.6	32.2	33.8	-	33.7	34.0	33.6	32.5	33.8

1/ As reported by the Bureau of the Census, running bales.

Table 33. -- Grade and staple length of upland cotton ginned, during specified periods, by States, 1953-54

Grade and staple length	LOUISIANA						MISSISSIPPI					
	Prior to Sept. 1	September	October	November	After Nov. 30	Total Crop	Prior to Sept. 1	September	October	November	After Nov. 30	Total Crop
	Bales	Bales	Bales	Bales	Bales	Bales	Bales	Bales	Bales	Bales	Bales	Bales
White:												
3-0.M.	220	1,293	805	-	-	2,318	1,219	17,178	2,512	615	-	21,524
4-S.M.	9,218	62,465	39,813	3,152	372	115,020	21,708	299,814	131,066	20,078	564	473,230
5-M.	14,824	107,398	132,058	34,394	3,125	291,789	36,011	421,793	415,888	104,270	3,680	961,642
6-S.L.M.	5,142	72,098	98,087	64,907	8,688	248,922	7,777	120,870	182,540	136,307	18,878	466,372
7-L.M.	616	17,446	29,314	44,832	13,033	105,241	895	18,544	52,030	34,261	15,689	121,419
8-S.G.O.	9	399	1,246	5,488	3,561	10,663	25	1,035	4,600	4,556	5,428	15,644
9-G.O.	-	20	10	177	171	378	8	160	181	412	695	1,656
Total	30,029	261,079	301,333	152,940	28,950	774,331	67,643	879,394	788,817	300,499	45,134	2,081,487
Spotted:												
3-0.M.	-	29	250	67	12	358	-	19	28	9	7	63
4-S.M.	9	533	845	891	263	2,541	93	213	698	1,256	373	2,633
5-M.	36	1,034	2,064	1,246	1,671	6,051	44	656	367	1,541	1,630	4,238
6-S.L.M.	27	598	361	934	2,564	4,484	8	187	192	330	1,470	2,187
7-L.M.	-	530	65	704	2,210	3,509	-	-	16	68	2,374	2,458
Total	72	2,724	3,585	3,842	6,720	16,943	145	1,075	1,301	3,204	5,854	11,579
Tinged:												
3-0.M.	-	-	-	-	-	-	-	-	-	-	-	-
4-S.M.	-	-	-	-	28	28	-	-	-	-	-	-
5-M.	-	-	-	-	151	151	-	-	-	-	28	28
6-S.L.M.	-	-	-	-	693	693	-	-	-	-	83	83
7-L.M.	-	-	-	-	622	622	-	-	-	-	379	379
Total	-	-	-	-	1,494	1,494	-	-	-	-	490	490
Yellow Stained:												
3-0.M.	-	-	-	-	-	-	-	-	-	-	-	-
4-S.M.	-	-	-	-	-	-	-	-	-	-	-	-
5-M.	-	-	-	-	-	-	-	-	-	-	19	19
Total	-	-	-	-	-	-	-	-	-	-	19	19
Gray:												
3-0.M.	-	-	10	62	8	80	-	-	38	114	-	152
4-S.M.	9	48	228	221	176	682	35	8	742	1,224	318	2,327
5-M.	107	29	230	572	426	1,364	16	181	405	1,630	416	2,648
6-S.L.M.	-	124	34	45	112	315	-	-	98	109	39	246
Total	116	201	502	900	722	2,441	51	189	1,283	3,077	773	5,373
Below Grade	-	20	-	-	44	64	-	-	20	129	84	233
All grades	30,217	264,024	305,420	157,682	37,930	1/795,273	67,839	880,658	791,421	306,909	52,354	1/2,099,181
Grade index	99.8	98.2	97.0	92.1	86.8	96.0	100.5	100.3	98.1	95.3	88.0	96.4
Staple length (inches)												
13/16 and shorter.	-	-	-	-	-	-	-	21	19	-	-	40
7/8	-	185	240	-	-	425	25	272	113	18	23	451
29/32	-	211	192	9	-	412	-	197	198	18	82	495
15/16	39	396	1,372	431	32	2,270	-	1,075	1,205	672	193	3,145
31/32	-	313	1,950	1,220	80	3,563	36	1,297	1,614	877	197	4,021
1	215	5,025	14,319	6,719	3,625	29,903	286	14,364	17,921	13,793	3,193	49,577
1-1/32	4,088	52,896	80,211	43,340	14,103	194,638	3,117	160,110	212,398	116,920	19,518	512,063
1-1/16	20,444	166,695	182,630	94,966	18,714	483,440	31,023	469,573	444,506	141,942	25,450	1,112,494
1-3/32	5,107	35,270	23,425	10,703	1,367	75,872	27,933	199,000	101,051	30,275	3,558	361,817
1-1/8	324	2,576	974	294	9	4,177	4,571	29,546	11,566	2,212	140	48,035
1-5/32	-	411	107	-	-	518	751	4,940	632	101	-	6,424
1-3/16	-	26	-	-	-	26	97	146	109	27	-	379
1-7/32	-	-	-	-	-	-	-	21	45	9	-	75
1-1/4 and longer	-	29	-	-	-	29	-	76	44	45	-	165
All lengths	30,217	264,024	305,420	157,682	37,930	1/795,273	67,839	880,658	791,421	306,909	52,354	1/2,099,181
Average staple length (32nd inches)	34.0	33.9	33.7	33.7	33.5	33.8	34.5	34.1	33.8	33.6	33.5	33.9

1/ As reported by the Bureau of the Census, running bales.

Table 34. -- Grade and staple length of upland cotton ginned, during specified periods, by States, 1953-54

Grade and staple length	MISSOURI						NEW MEXICO					
	Prior to Sept. 1	September	October	November	After Nov. 30	Total Crop	Prior to Sept. 1	September	October	November	After Nov. 30	Total Crop
Grade	Bales	Bales	Bales	Bales	Bales	Bales	Bales	Bales	Bales	Bales	Bales	Bales
White:												
3-G.M.	-	1,509	-	11	-	1,520	-	3,825	5,270	72	11	9,178
4-S.M.	-	119,709	35,246	1,687	-	156,642	-	16,340	75,716	20,931	1,144	114,131
5-M.	-	46,732	92,811	9,284	27	148,854	-	4,293	30,313	32,657	5,974	73,237
6-S.L.M.	-	17,116	39,701	18,517	133	75,467	-	150	8,554	23,321	9,153	41,178
7-L.M.	-	3,122	9,778	19,985	2,257	35,142	-	2	1,153	11,755	7,228	20,138
8-S.G.O.	-	11	358	6,460	4,929	11,758	-	-	44	3,928	6,763	10,735
9-G.O.	-	-	-	748	1,014	2,362	-	-	-	192	2,171	2,363
Total.	-	188,199	177,894	56,692	8,960	431,745	-	24,610	121,050	92,856	32,444	270,960
Spotted:												
3-G.M.	-	-	23	-	-	23	-	52	122	61	1	236
4-S.M.	-	74	33	108	54	269	-	231	3,142	4,360	304	8,037
5-M.	-	-	86	304	718	1,110	-	2	910	4,115	1,450	6,477
6-S.L.M.	-	11	-	232	1,688	1,931	-	-	233	3,376	7,616	11,225
7-L.M.	-	20	-	106	4,905	5,031	-	-	27	848	6,387	7,262
Total.	-	105	144	750	7,365	8,364	-	285	4,434	12,760	15,758	33,237
Tinged:												
3-G.M.	-	-	-	-	-	-	-	-	2	-	-	2
4-S.M.	-	-	-	-	-	-	-	-	13	1	14	28
5-M.	-	-	-	-	-	-	-	-	-	13	124	137
6-S.L.M.	-	-	-	-	79	79	-	-	-	-	161	161
7-L.M.	-	-	-	-	1,013	1,013	-	-	-	-	34	34
Total.	-	-	-	-	1,092	1,092	-	-	15	14	333	362
Yellow Stained:												
3-G.M.	-	-	-	-	-	-	-	-	-	-	-	-
4-S.M.	-	-	-	-	-	-	-	-	-	-	-	-
5-M.	-	-	-	-	-	-	-	-	23	-	-	23
Total.	-	-	-	-	-	-	-	-	23	-	-	23
Gray:												
3-G.M.	-	23	-	946	-	969	-	1	-	1	-	2
4-S.M.	-	77	32	5,073	215	5,397	-	1	80	26	20	127
5-M.	-	45	113	4,144	201	4,503	-	-	108	410	124	642
6-S.L.M.	-	-	22	50	-	72	-	-	-	328	892	1,220
Total.	-	145	167	10,213	416	10,941	-	2	188	765	1,036	1,991
Below Grade.	-	-	-	87	210	297	-	-	-	2	933	935
All grades.	-	188,449	178,205	67,742	18,043	1/452,439	-	24,897	125,710	106,397	50,504	1/307,508
Grade index.	-	101.8	98.6	89.5	77.5	97.7	-	103.3	101.9	95.7	85.1	97.1
Staple length (inches)												
13/16 and shorter	-	22	11	-	-	33	-	8	3	53	2,310	2,374
7/8	-	97	11	76	74	258	-	80	158	2,060	8,274	10,572
29/32	-	153	22	94	216	485	-	247	718	4,122	1,834	6,921
15/16	-	1,089	444	3,262	3,323	8,118	-	317	1,597	7,383	11,419	20,716
31/32	-	1,289	341	4,247	3,511	9,388	-	290	1,243	4,234	468	6,235
1	-	13,702	12,224	22,915	8,854	57,695	-	411	2,234	6,759	5,176	14,580
1-1/32	-	72,269	72,163	26,040	2,002	172,474	-	558	4,364	5,264	3,107	13,293
1-1/16	-	86,200	82,018	10,437	63	178,718	-	925	7,816	16,449	7,598	32,788
1-3/32	-	13,041	10,806	660	-	24,507	-	3,291	19,110	30,604	8,689	61,694
1-1/8	-	250	111	11	-	372	-	6,477	36,542	21,637	943	65,599
1-5/32	-	-	-	-	-	-	-	10,248	48,095	6,778	119	65,240
1-3/16	-	11	-	-	-	11	-	1,870	3,506	171	222	5,769
1-7/32	-	326	54	-	-	380	-	151	273	530	285	1,239
1-1/4 and longer	-	-	-	-	-	-	-	24	51	353	60	488
All lengths.	-	188,449	178,205	67,742	18,043	1/452,439	-	24,897	125,710	106,397	50,504	1/307,508
Average staple length (32d inches).	-	33.5	33.5	32.6	31.5	33.3	-	36.0	35.8	34.0	31.5	34.5

1/ As reported by the Bureau of the Census, running bales.

Table 35. -- Grade and staple length of upland cotton ginned, by specified periods, by States, 1953-54

NORTH CAROLINA							OKLAHOMA					
Grade and staple length	Prior to Sept. 1	September	October	November	After Nov. 30	Total Crop	Prior to Sept. 1	September	October	November	After Nov. 30	Total Crop
Grade	Bales	Bales	Bales	Bales	Bales	Bales	Bales	Bales	Bales	Bales	Bales	Bales
White:												
3-0.M.	-	1,069	-	-	-	1,069	-	383	64	-	-	447
4-S.M.	-	13,432	96	66	8	13,602	-	20,967	11,549	218	-	32,734
5-M.	-	63,434	7,288	2,194	385	73,301	-	24,330	33,418	2,398	167	60,313
6-S.L.M.	-	120,450	100,771	23,105	4,029	257,355	-	8,668	45,612	21,147	1,997	77,424
7-L.M.	-	10,668	40,733	7,786	2,680	61,867	-	1,145	35,195	62,387	9,215	107,942
8-S.O.O.	-	826	3,082	203	727	4,838	-	22	1,926	15,035	5,503	22,486
9-S.O.	-	110	123	47	155	435	-	-	29	666	1,258	1,953
Total.	-	209,989	161,093	33,401	7,984	412,467	-	55,515	127,793	101,851	18,140	303,299
Spotted:												
3-0.M.	-	129	11	-	-	140	-	2,186	5,283	26	-	7,495
4-S.M.	-	12,230	5,457	1,072	100	18,859	-	17,906	25,660	1,700	270	45,536
5-M.	-	4,876	6,886	909	378	13,049	-	1,756	13,344	14,498	5,181	34,779
6-S.L.M.	-	331	480	93	34	938	-	34	2,304	11,777	12,692	26,827
7-L.M.	-	78	61	26	83	248	-	-	137	2,428	3,534	6,099
Total.	-	17,644	12,895	2,100	595	33,234	-	21,882	46,728	30,449	21,677	120,736
Tinged:												
3-0.M.	-	-	-	-	-	-	-	-	-	-	-	-
4-S.M.	-	22	32	-	-	54	-	-	-	20	70	98
5-M.	-	10	-	7	24	41	-	-	10	56	619	695
6-S.L.M.	-	-	-	-	-	-	-	-	10	156	1,032	1,178
7-L.M.	-	-	-	7	10	17	-	-	10	36	289	335
Total.	-	32	32	14	34	112	-	-	30	268	1,998	2,296
Yellow Stained:												
3-0.M.	-	-	-	-	-	-	-	-	-	-	-	-
4-S.M.	-	-	-	-	-	-	-	-	-	-	-	-
5-M.	-	-	-	-	-	-	-	-	-	-	45	45
Total.	-	-	-	-	-	-	-	-	-	-	45	45
Gray:												
3-0.M.	-	-	243	-	5	248	-	-	10 ¹	-	-	10
4-S.M.	-	1,523	2,551	279	232	4,585	-	-	-	-	-	-
5-M.	-	1,647	7,320	2,844	671	12,482	-	-	-	178	49	227
6-S.L.M.	-	181	662	11	69	923	-	-	-	116	9	125
Total.	-	3,351	10,776	3,134	977	18,238	-	-	10	294	58	362
Below Grade.	-	8	28	-	-	36	-	-	-	-	123	311
All grades.	-	231,024	184,824	38,649	9,590	464,087	-	77,397	174,561	132,985	42,229	427,172
Grade index.	-	95.9	91.5	91.7	88.8	93.7	-	99.8	84.5	86.3	82.9	91.8
Staple length (inches)												
13/16 and shorter.	-	-	-	-	-	-	-	5,315	3,177	3,624	3,267	15,383
7/8	-	-	39	-	20	59	-	19,836	30,673	29,479	11,319	87,307
29/32	-	21	93	13	50	177	-	10,947	26,464	24,172	8,908	70,491
15/16	-	161	680	349	512	1,702	-	20,536	50,816	41,541	10,941	123,034
31/32	-	602	10,697	6,631	3,018	20,948	-	9,275	29,469	20,865	4,159	63,768
1	-	24,053	82,274	26,393	4,031	136,751	-	7,118	21,266	11,616	2,735	42,735
1-1/32	-	163,419	86,284	5,098	1,866	256,667	-	2,608	7,926	3,455	676	14,665
1-1/16	-	40,473	4,392	125	81	45,071	-	1,426	4,134	1,663	189	7,412
1-3/32	-	1,747	292	40	4	2,083	-	243	510	485	20	1,258
1-1/8	-	379	31	-	8	418	-	74	115	85	15	289
1-5/32	-	97	32	-	-	129	-	19	11	-	-	30
1-3/16	-	-	10	-	-	10	-	-	-	-	-	-
1-7/32	-	51	-	-	-	51	-	-	-	-	-	-
1-1/4 and longer	-	21	-	-	-	21	-	-	-	-	-	-
All lengths.	-	231,024	184,824	38,649	9,590	464,087	-	77,397	174,561	132,985	42,229	427,172
Average staple length (32nd inches)	-	33.1	32.5	32.0	31.8	32.7	-	29.6	30.1	29.8	29.2	29.8

1/ As reported by the Bureau of the Census, running bales.

Table 36. -- Grade and staple length of upland cotton ginned, by specified periods, by States, 1953-54

SOUTH CAROLINA							TENNESSEE					
Grade and staple length	Prior to Sept. 1	September	October	November	After Nov. 30	Total Crop	Prior to Sept. 1	September	October	November	After Nov. 30	Total Crop
Grade	Bales	Bales	Bales	Bales	Bales	Bales	Bales	Bales	Bales	Bales	Bales	Bales
White:												
3-G.M.	382	142	-	-	-	524	-	1,347	-	-	-	1,347
4-S.M.	23,136	21,446	1,228	11	-	45,823	-	97,902	19,184	366	52	117,504
5-M.	62,163	156,299	20,828	1,561	1,377	242,228	-	130,523	224,248	30,792	544	386,107
6-S.L.M.	12,641	120,362	108,223	17,036	2,017	260,279	-	3,165	37,596	59,862	4,301	104,924
7-L.M.	559	23,842	63,304	12,626	3,591	103,922	-	279	3,297	32,247	9,459	45,282
8-S.G.O.	19	1,166	2,794	393	1,191	5,563	-	8	561	7,992	12,530	21,099
9-G.O.	19	30	139	10	143	341	-	-	44	436	1,293	1,733
Total	98,921	323,287	196,516	31,637	8,319	658,680	-	233,224	284,930	131,695	28,147	677,996
Spotted:												
3-G.M.	19	97	175	-	-	291	-	28	-	-	-	28
4-S.M.	302	5,238	3,643	195	-	9,378	-	179	186	237	25	626
5-M.	130	2,576	6,656	674	21	10,057	-	33	62	341	407	843
6-S.L.M.	20	224	704	53	29	1,030	-	-	71	191	634	896
7-L.M.	-	10	32	21	1	64	-	-	-	134	4,288	4,422
Total	471	8,145	11,210	943	51	20,820	-	239	319	903	5,354	6,015
Tinged:												
3-G.M.	-	9	-	-	-	9	-	-	-	-	-	-
4-S.M.	-	16	12	-	-	28	-	-	-	-	-	-
5-M.	-	8	22	-	-	30	-	-	-	19	-	19
6-S.L.M.	-	-	-	-	-	-	-	-	-	9	13	22
7-L.M.	-	-	-	-	-	-	-	-	-	-	125	125
Total	-	33	34	-	-	67	-	-	-	28	138	166
Gray:												
3-G.M.	83	-	-	-	-	83	-	-	-	-	-	-
4-S.M.	20	827	4,528	1,319	492	7,194	-	33	89	333	27	482
5-M.	-	598	4,667	5,784	1,074	12,123	-	-	27	109	52	188
6-S.L.M.	-	125	85	-	259	469	-	-	-	-	-	-
Total	111	1,550	9,280	7,103	1,825	19,869	-	33	116	442	79	670
Below Grade	-	-	11	-	-	11	-	-	9	9	86	104
All grades	99,503	333,015	217,051	39,683	10,195	1/699,447	-	233,496	285,374	133,077	33,804	1/685,751
Grade index	100.1	96.8	91.5	89.6	87.5	95.1	-	101.6	99.2	92.0	81.2	97.8
Staple length (inches)												
13/16 and shorter	-	-	-	-	-	-	-	498	245	33	-	776
7/8	9	-	33	-	-	42	-	1,916	1,484	582	81	4,063
29/32	-	-	60	-	-	60	-	2,779	2,479	716	184	6,158
15/16	20	511	929	99	137	1,696	-	4,651	4,763	6,385	3,042	18,841
31/32	-	3,934	11,571	1,629	214	17,348	-	4,703	4,890	4,736	2,265	16,594
1	1,194	49,051	88,264	17,573	4,648	160,730	-	22,223	30,001	40,105	16,584	108,913
1-1/32	47,383	165,531	105,966	19,119	4,756	342,757	-	73,271	98,546	57,285	8,383	237,485
1-1/16	45,660	105,553	9,738	1,200	181	162,332	-	113,668	135,570	22,879	3,146	275,263
1-3/32	4,503	7,591	167	-	-	12,261	-	9,192	7,038	300	119	16,649
1-1/8	705	398	34	-	27	1,164	-	579	322	56	-	957
1-5/32	29	71	22	-	14	136	-	8	36	-	-	44
1-3/16	-	128	64	10	14	216	-	8	-	-	-	8
1-7/32	-	186	74	42	68	370	-	-	-	-	-	-
1-1/4 and longer	-	61	127	11	136	335	-	-	-	-	-	-
All lengths	99,503	333,015	217,051	39,683	10,195	1/699,447	-	233,496	285,374	133,077	33,804	1/685,751
Average staple length (32nd inches)	33.6	33.2	32.5	32.5	32.6	33.0	-	33.3	33.3	32.6	32.2	33.1

1/ As reported by the Bureau of the Census, running bales.

Table 37. -- Grade and staple length of upland cotton ginned, during specified periods, by States, 1953-54

TEXAS							VIRGINIA					
Grade and staple length	Prior to Sept. 1	September	October	November	After Nov. 30	Total Crop	Prior to Sept. 1	September	October	November	After Nov. 30	Total Crop
Grade	Bales	Bales	Bales	Bales	Bales	Bales	Bales	Bales	Bales	Bales	Bales	Bales
White:												
3-0.M.	1,476	6,335	4,721	63	5	12,600	-	-	-	-	-	-
4-S.M.	143,531	67,117	100,702	8,019	481	319,850	-	40	-	-	-	40
5-M.	390,231	249,824	403,167	41,272	6,723	1,091,217	-	1,373	159	80	-	1,612
6-S.L.M.	133,041	159,446	266,774	209,159	46,633	817,053	-	6,028	4,265	734	-	11,027
7-L.M.	30,638	107,537	88,813	443,719	275,093	945,800	-	71	1,653	221	128	2,073
8-S.G.O.	3,448	35,923	10,362	84,269	126,350	260,352	-	40	-	33	68	141
9-G.O.	231	3,641	649	3,488	13,221	21,230	-	10	9	-	20	39
Total.	702,596	629,823	875,186	789,989	470,706	3,468,302	-	7,562	6,066	1,068	216	14,932
Spotted:												
3-0.M.	185	3,824	5,358	211	7	9,585	-	-	-	-	-	-
4-S.M.	4,798	29,343	77,919	17,814	2,227	132,101	-	101	-	-	-	101
5-M.	2,813	8,512	38,625	91,121	41,309	182,380	-	10	9	-	127	146
6-S.L.M.	893	10,177	10,593	138,160	176,305	336,128	-	-	-	-	-	-
7-L.M.	124	2,333	805	15,940	67,120	86,322	-	-	-	-	-	-
Total.	8,813	54,189	133,300	263,246	286,968	746,516	-	111	9	-	127	247
Tinged:												
3-0.M.	-	-	-	-	-	-	-	-	-	-	-	-
4-S.M.	-	-	-	28	207	235	-	-	-	-	-	-
5-M.	-	-	116	37	1,040	1,193	-	-	-	-	-	-
6-S.L.M.	-	-	-	41	1,166	1,207	-	-	-	-	-	-
7-L.M.	-	-	34	41	355	430	-	-	-	-	-	-
Total.	-	-	150	147	2,768	3,065	-	-	-	-	-	-
Yellow Stained:												
3-0.M.	-	-	-	-	-	-	-	-	-	-	-	-
4-S.M.	-	-	-	-	-	-	-	-	-	-	-	-
5-M.	-	-	-	-	15	15	-	-	-	-	-	-
Total.	-	-	-	-	15	15	-	-	-	-	-	-
Gray:												
3-0.M.	-	21	8	41	-	70	-	-	-	-	-	-
4-S.M.	284	224	122	256	110	996	-	-	72	-	-	72
5-M.	726	773	505	1,206	752	3,964	-	10	18	14	88	130
6-S.L.M.	29	2,545	229	10	136	2,949	-	-	-	-	-	-
Total.	1,039	3,563	864	1,515	998	7,979	-	10	90	14	88	202
Below Grade.	35	134	215	248	4,073	4,705	-	-	-	-	-	-
All grades.	712,483	687,709	1,009,717	1,055,145	765,528	1/4,230,582	-	7,683	6,185	1,082	431	1/ 15,381
Grade Index.	98.8	94.7	96.7	87.3	82.9	91.9	-	95.0	91.6	91.9	85.0	93.1
Staple length (inches)												
13/16 and shorter.	2,198	6,969	6,659	9,199	31,593	56,618	-	-	-	-	-	-
7/8	16,758	67,727	62,913	126,755	269,051	543,204	-	-	-	-	29	29
29/32	37,922	135,537	168,710	316,491	270,062	928,722	-	-	-	-	50	50
15/16	82,648	189,968	330,917	357,625	136,730	1,097,888	-	10	-	-	89	99
31/32	103,320	112,716	199,222	109,921	23,438	548,617	-	434	251	115	186	986
1	188,727	84,146	103,836	42,563	11,748	431,020	-	2,059	2,614	506	77	5,256
1-1/32	203,173	46,653	33,560	13,353	5,923	302,662	-	4,019	2,928	456	-	7,403
1-1/16	69,608	8,856	10,540	17,961	7,697	114,662	-	1,151	383	5	-	1,539
1-3/32	6,521	3,479	12,224	32,042	7,494	61,760	-	-	9	-	-	9
1-1/8	874	9,134	30,542	23,391	1,614	65,555	-	10	-	-	-	10
1-5/32	388	16,178	43,685	5,568	178	65,997	-	-	-	-	-	-
1-3/16	256	5,598	6,321	240	-	12,415	-	-	-	-	-	-
1-7/32	54	640	546	27	-	1,267	-	-	-	-	-	-
1-1/4 and longer.	36	108	42	9	-	195	-	-	-	-	-	-
All lengths.	712,483	687,709	1,009,717	1,055,145	765,528	1/4,230,582	-	7,683	6,185	1,082	431	1/ 15,381
Average staple length (32nd inches)	31.9	30.6	30.8	30.0	29.0	30.4	-	32.8	32.6	32.3	30.5	32.6

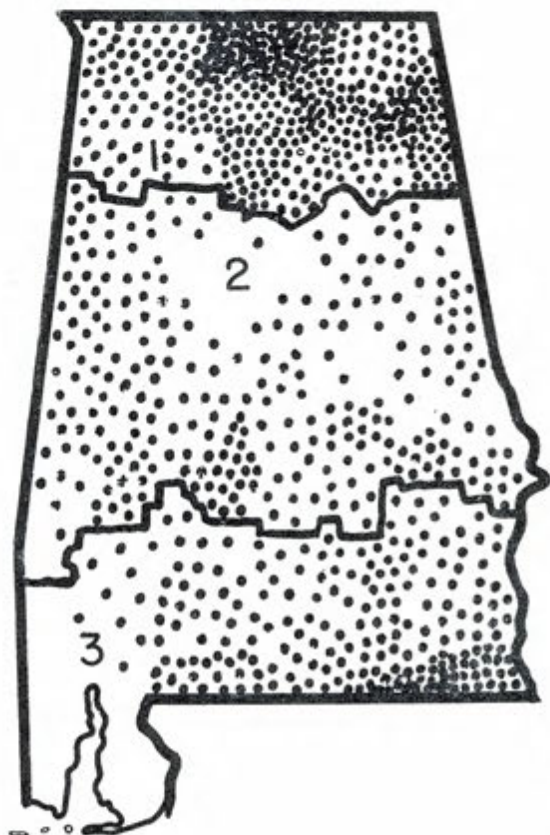
1/ As reported by the Bureau of the Census, running bales.

Table 38. -- Grade and staple length of upland cotton ginned, by States and districts, 1953-54

Grade and staple length	ALABAMA				ARKANSAS				Ginned in the State
	Ginned in District			Ginned in the State	Ginned in District				
	1	2	3		1	2	3	4	
White:	Bales	Bales	Bales	Bales	Bales	Bales	Bales	Bales	Bales
3-0.M.	589	14	9	612	26	2,616	17	2,472	5,131
4-S.M.	50,308	11,142	5,359	66,809	13,138	156,773	6,049	64,063	240,043
5-M.	222,454	130,657	74,676	427,787	24,220	436,506	72,996	258,232	791,954
6-S.L.M.	151,037	124,469	85,627	361,153	5,088	175,053	28,595	109,408	318,144
7-L.M.	25,204	10,795	27,057	63,056	718	50,205	4,266	37,969	93,158
8-S.G.O.	2,792	874	3,481	7,147	99	19,831	835	8,163	28,948
9-0.O.	376	36	519	931	8	4,393	65	480	4,946
Total.	452,760	278,007	196,728	927,495	43,297	845,377	112,623	480,827	1,482,324
Spotted:									
3-0.M.	214	27	132	373	29	11	-	58	98
4-S.M.	6,529	3,219	2,376	12,124	109	910	281	696	1,996
5-M.	7,814	5,338	4,822	17,974	88	2,104	745	889	3,826
6-S.L.M.	4,320	1,100	1,735	7,155	56	4,640	920	1,928	7,544
7-L.M.	675	80	352	1,107	75	10,961	109	1,143	12,288
Total.	19,552	9,764	9,417	38,733	357	18,626	2,055	4,714	25,752
Tinged:									
3-0.M.	-	-	-	-	-	-	-	-	-
4-S.M.	-	-	-	-	-	-	-	-	-
5-M.	40	-	9	49	-	61	29	32	122
6-S.L.M.	10	-	-	10	-	535	11	193	729
7-L.M.	24	-	-	24	-	2,995	-	76	3,071
Total.	74	-	9	83	-	3,591	40	291	3,922
Gray:									
3-0.M.	-	-	19	19	-	627	-	194	821
4-S.M.	12	-	88	100	-	2,303	-	970	3,273
5-M.	10	40	388	438	-	2,853	386	2,626	5,865
6-S.L.M.	-	-	103	103	-	636	278	586	1,500
Total.	22	40	598	660	-	6,419	664	4,376	11,459
Below Grade.	93	20	81	194	12	3,575	-	161	3,748
All grades	472,501	287,831	206,833	1/967,165	43,666	877,588	115,582	490,369	1/1,527,205
Grade index	97.2	96.7	94.8	96.5	100.1	97.2	97.7	97.1	97.3
Staple length (inches)									
13/16 and shorter. . .	739	-	20	759	2,443	648	21	68	3,180
7/8	5,515	193	156	5,864	5,181	4,270	252	963	10,666
29/32	2,434	174	221	2,829	2,545	3,609	558	1,005	7,717
15/16	16,041	2,297	1,325	19,663	3,693	22,154	1,879	3,132	30,858
31/32	11,499	4,483	4,073	20,095	1,843	21,972	1,620	4,760	30,195
1	107,420	43,998	34,976	186,402	8,731	118,194	12,828	54,623	194,376
1-1/32	192,710	126,562	105,379	424,651	13,941	250,659	41,625	209,623	516,048
1-1/16	129,887	94,828	55,527	280,242	5,157	378,862	46,272	186,336	616,627
1-3/32	6,043	12,929	4,854	23,826	132	72,780	8,750	26,940	108,602
1-1/8	205	2,141	293	2,639	-	4,332	1,466	2,639	8,437
1-5/32	-	186	-	186	-	97	66	209	372
1-3/16	-	30	-	30	-	11	34	21	66
1-7/32	-	10	9	19	-	-	-	11	11
1-1/4 and longer . . .	-	-	-	-	-	-	11	39	50
All lengths.	472,501	287,831	206,833	1/967,165	43,666	877,588	115,582	490,369	1/1,527,205
Average staple length (32nd inches)	32.8	33.2	33.1	33.0	31.4	33.3	33.4	33.3	33.3

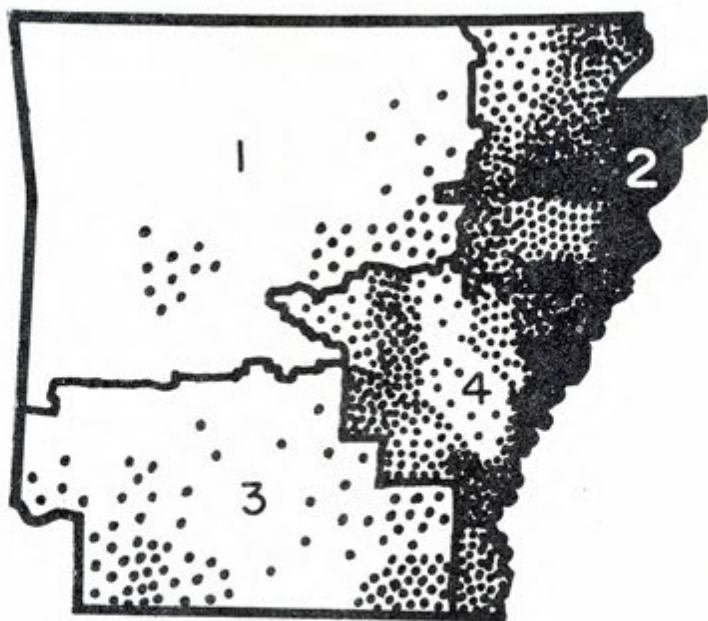
1/ As reported by the Bureau of the Census, running bales.

COTTON PRODUCTION BY DISTRICTS, 1952-53



ALABAMA

ARKANSAS



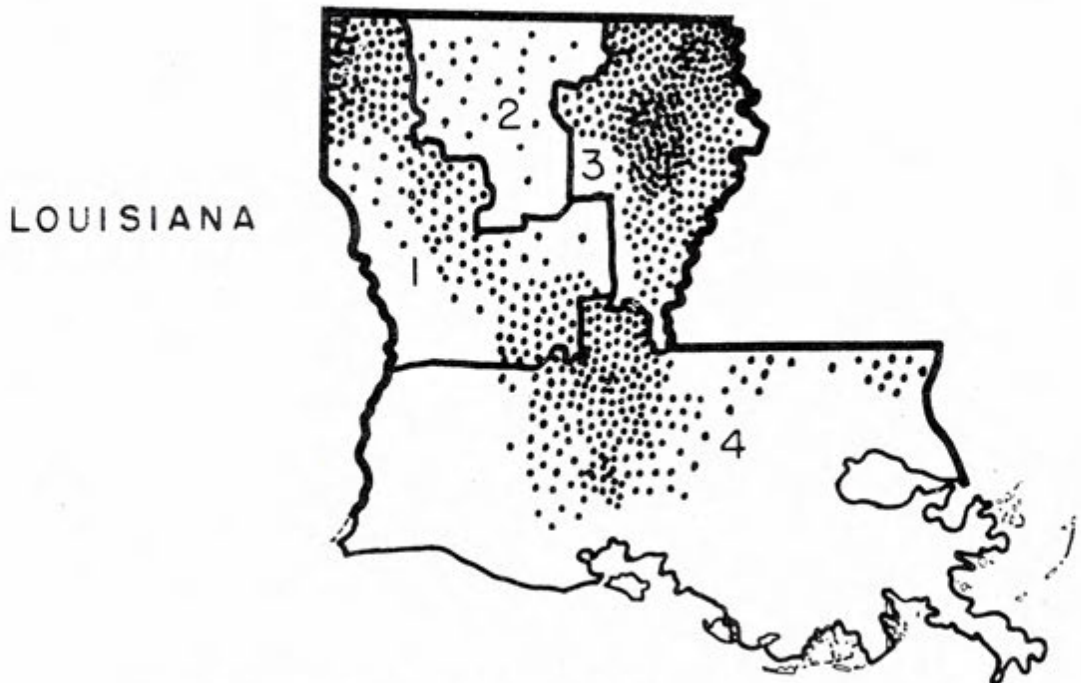
Each dot represents 1,000 bales

Table 39. -- Grade and staple length of upland cotton ginned, by States and districts, 1953-54

Grade and staple length	GEORGIA				LOUISIANA				
	Ginned in District			Ginned in the State	Ginned in District				Ginned in the State
	1	2	3		1	2	3	4	
<u>Grade</u>	<u>Bales</u>	<u>Bales</u>	<u>Bales</u>	<u>Bales</u>	<u>Bales</u>	<u>Bales</u>	<u>Bales</u>	<u>Bales</u>	<u>Bales</u>
White:									
3-G.M.	259	100	-	359	79	22	2,217	-	2,318
4-S.M.	12,130	8,804	4,140	25,074	11,575	2,103	97,321	4,021	115,020
5-M.	127,697	75,533	56,034	259,264	73,485	16,019	150,520	51,765	291,789
6-S.L.M.	103,320	112,191	73,677	289,188	71,128	3,933	102,108	71,753	248,922
7-L.M.	20,559	95,594	41,456	117,609	40,313	254	48,493	16,181	105,241
8-S.O.O.	1,425	9,758	3,343	14,526	5,778	-	4,430	455	10,663
9-G.O.	178	845	459	1,482	212	-	156	10	378
Total.	269,568	262,825	179,109	707,502	202,570	22,331	405,245	144,185	774,331
Spotted:									
3-G.M.	202	17	-	219	42	10	306	-	358
4-S.M.	7,035	2,318	1,323	10,676	351	20	1,602	568	2,541
5-M.	17,281	2,686	1,086	21,053	1,311	91	2,240	2,409	6,051
6-S.L.M.	4,095	1,920	825	6,840	2,440	17	1,259	768	4,484
7-L.M.	304	601	512	1,417	1,982	-	972	555	3,509
Total.	28,917	7,542	3,746	40,205	6,126	138	6,379	4,300	16,943
Tinged:									
3-G.M.	-	-	-	-	-	-	-	-	-
4-S.M.	9	-	-	9	-	-	28	-	28
5-M.	27	-	-	27	44	-	107	-	151
6-S.L.M.	31	-	-	31	491	-	202	-	693
7-L.M.	-	-	-	-	548	-	74	-	622
Total.	67	-	-	67	1,083	-	411	-	1,494
Gray:									
3-G.M.	-	-	-	-	-	-	80	-	80
4-S.M.	137	713	17	867	96	-	577	9	682
5-M.	281	1,447	300	2,028	240	-	1,017	107	1,364
6-S.L.M.	87	87	150	324	94	-	83	138	315
Total.	505	2,247	467	3,219	430	-	1,757	254	2,441
Below Grade.	18	253	711	982	44	-	-	20	64
All grades.	295,075	272,867	184,033	1/751,975	210,253	22,469	413,792	148,759	1/795,273
Grade index.	96.2	93.3	93.4	94.4	94.0	99.1	97.2	95.2	96.0
<u>Staple length</u> (inches)									
13/16 and shorter. . .	477	-	188	665	-	-	-	-	-
7/8	839	154	479	1,472	30	356	39	-	425
29/32	660	26	144	830	90	245	77	-	412
15/16	4,577	1,270	1,422	7,269	261	795	1,057	157	2,270
31/32	14,226	4,967	5,364	24,557	152	313	3,064	34	3,563
1	82,283	49,084	69,500	200,867	5,135	3,099	18,350	3,319	29,903
1-1/32	133,952	153,693	97,851	385,496	60,529	8,050	90,501	35,558	194,638
1-1/16	54,562	62,455	8,686	125,903	137,128	8,745	242,295	95,272	483,440
1-3/32	3,463	1,198	190	4,851	6,459	691	55,800	12,922	75,872
1-1/8	35	20	9	64	436	138	2,438	1,165	4,177
1-5/32	1	-	-	1	33	37	132	316	518
1-3/16	-	-	-	-	-	-	10	16	26
1-7/32	-	-	-	-	-	-	-	-	-
1-1/4 and longer . . .	-	-	-	-	-	-	29	-	29
All lengths.	295,075	272,867	184,033	1/751,975	210,253	22,469	413,792	148,759	1/795,273
Average staple length (32nd inches)	32.8	33.0	32.6	32.8	33.7	33.1	33.8	33.8	33.8

1/ As reported by the Bureau of the Census, running bales.

COTTON PRODUCTION BY DISTRICTS, 1952-53



Each dot represents 1,000 bales

Table 40. -- Grade and staple length of upland cotton ginned, by States and districts, 1953-54

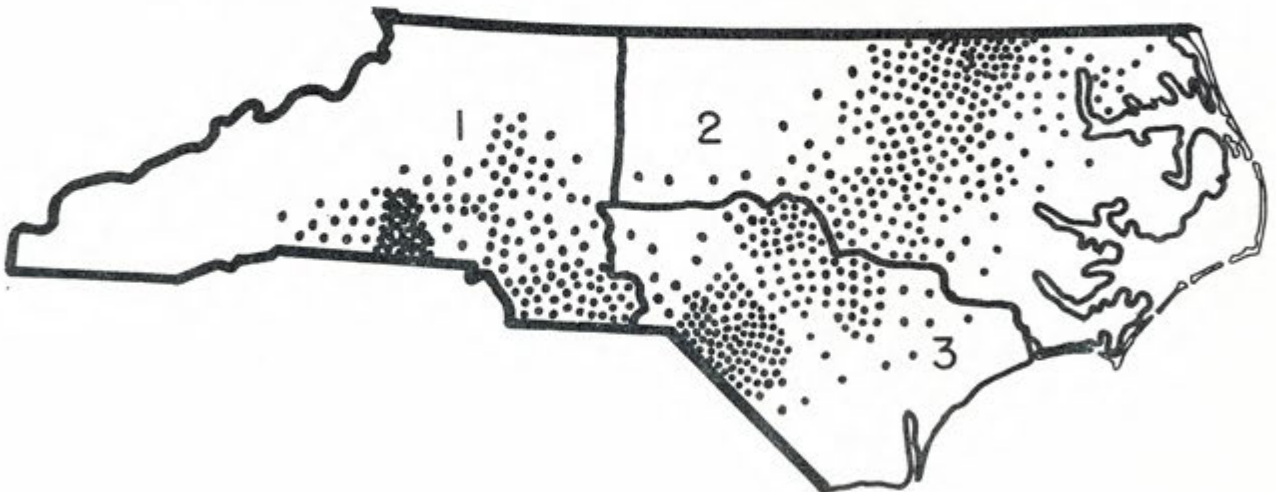
Grade and staple length	MISSISSIPPI					NORTH CAROLINA			
	Ginned in District				Ginned in the State	Ginned in District			Ginned in the State
	1	2	3	4		1	2	3	
Grade	Bales	Bales	Bales	Bales	Bales	Bales	Bales	Bales	Bales
White:									
3-G.M.	17,127	3,905	395	97	21,524	529	-	540	1,069
4-S.M.	323,858	94,635	44,806	9,931	473,230	8,435	621	4,546	13,602
5-M.	442,131	258,665	185,691	95,155	981,642	31,978	22,307	19,016	73,301
6-S.L.M.	275,400	66,704	50,699	73,569	466,372	54,212	111,802	91,341	257,355
7-L.M.	110,351	5,462	1,085	4,521	121,419	3,212	26,897	31,758	61,867
8-S.G.O.	14,115	1,394	-	135	15,644	425	1,366	3,047	4,838
9-G.O.	1,463	185	-	8	1,656	41	23	371	435
Total.	1,184,445	430,950	282,676	183,416	2,081,487	98,832	163,016	150,619	412,467
Spotted:									
3-G.M.	45	9	9	-	63	140	-	-	140
4-S.M.	1,811	586	144	92	2,633	18,707	113	39	18,859
5-M.	2,932	974	55	277	4,238	12,725	200	124	13,049
6-S.L.M.	1,517	623	-	47	2,187	877	27	34	938
7-L.M.	1,728	730	-	-	2,458	202	-	46	248
Total.	8,033	2,922	208	416	11,579	32,651	340	243	33,234
Tinged:									
3-G.M.	-	-	-	-	-	-	-	-	-
4-S.M.	-	-	-	-	-	54	-	-	54
5-M.	28	-	-	-	28	41	-	-	41
6-S.L.M.	76	7	-	-	83	-	-	-	-
7-L.M.	268	111	-	-	379	7	10	-	17
Total.	372	118	-	-	490	102	10	-	112
Yellow Stained:									
3-G.M.	-	-	-	-	-	-	-	-	-
4-S.M.	-	-	-	-	-	-	-	-	-
5-M.	19	-	-	-	19	-	-	-	-
Total.	19	-	-	-	19	-	-	-	-
Gray:									
3-G.M.	54	98	-	-	152	-	-	248	248
4-S.M.	1,658	644	9	16	2,327	11	1,088	3,406	4,505
5-M.	2,224	379	-	45	2,648	91	4,344	8,047	12,482
6-S.L.M.	246	-	-	-	246	34	188	701	923
Total.	4,182	1,121	9	61	5,373	136	5,620	12,482	18,238
Below Grade.	219	14	-	-	233	11	-	25	36
All grades	1,197,270	435,125	282,893	183,893	1/2,099,181	131,732	168,986	163,369	1/464,087
Grade index	97.9	99.6	99.5	97.4	98.4	96.4	92.9	92.2	93.7
Staple length (inches)									
13/16 and shorter. . .	-	40	-	-	40	-	-	-	-
7/8	9	266	100	76	451	20	19	20	59
29/32	10	304	136	45	495	128	19	30	177
15/16	230	2,199	574	142	3,145	1,027	435	240	1,702
31/32	276	2,085	1,211	449	4,021	7,782	6,957	6,209	20,948
1	9,793	24,046	9,641	6,097	49,577	37,331	50,788	48,632	136,751
1-1/32	250,796	105,847	91,771	63,703	512,063	68,708	95,947	92,012	256,667
1-1/16	613,597	264,045	141,224	93,574	1,112,494	14,834	14,519	15,718	45,071
1-3/32	273,026	34,178	33,953	10,660	361,817	1,323	291	469	2,083
1-1/8	43,075	1,889	2,020	1,051	48,035	376	11	31	418
1-5/32	6,194	60	83	87	6,424	129	-	-	129
1-3/16	254	35	81	9	379	10	-	-	10
1-7/32	-	30	45	-	75	43	-	8	51
1-1/4 and longer . . .	10	101	54	-	165	21	-	-	21
All lengths.	1,197,270	435,125	282,893	183,893	1/2,099,181	131,732	168,986	163,369	1/464,087
Average staple length (32nd inches)	34.1	33.7	33.7	33.7	33.9	32.7	32.7	32.7	32.7

1/ As reported by the Bureau of the Census, running bales.

COTTON PRODUCTION BY DISTRICTS, 1952-53



NORTH CAROLINA



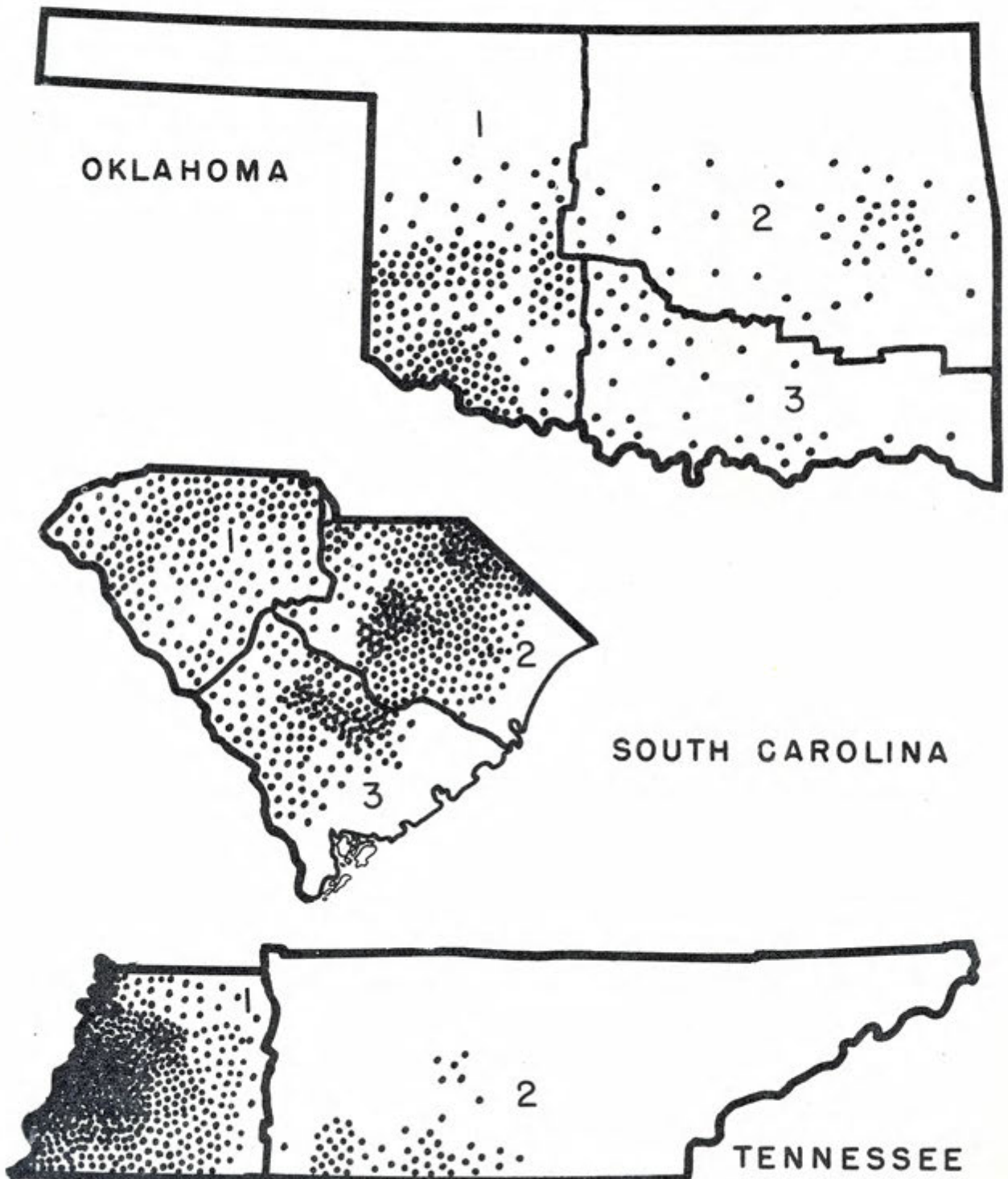
Each dot represents 1,000 bales

Table 41. -- Grade and staple length of upland cotton ginned, by State and district, 1953-54

Grade and staple length	OKLAHOMA				SOUTH CAROLINA				TENNESSEE		
	Ginned in District			Ginned in the State	Ginned in District			Ginned in the State	Ginned in District		Ginned in the State
	1	2	3		1	2	3		1	2	
Grade	Bales	Bales	Bales	Bales	Bales	Bales	Bales	Bales	Bales	Bales	Bales
White:											
3-0.M.	422	25	-	447	41	198	285	524	767	580	1,347
4-S.M.	26,400	4,969	1,365	32,734	9,692	18,205	17,926	45,823	99,499	18,005	117,504
5-M.	42,450	9,971	7,892	60,313	68,427	91,922	81,879	242,228	341,199	44,908	386,107
6-S.L.M.	50,421	12,860	14,143	77,424	59,581	150,286	50,412	260,279	96,233	8,691	104,924
7-L.M.	63,750	22,796	21,396	107,942	9,754	74,282	19,886	103,922	45,044	230	45,262
8-S.G.O.	8,021	4,872	9,593	22,486	145	4,505	913	5,563	21,036	63	21,099
9-0.0.	651	862	420	1,953	-	264	77	341	1,733	-	1,733
Total.	192,115	56,375	54,809	303,299	147,640	339,662	171,378	658,680	605,511	72,485	677,996
Spotted:											
3-0.M.	6,509	394	592	7,495	272	-	19	291	17	11	28
4-S.M.	33,597	4,580	7,359	45,536	8,861	165	352	9,378	543	83	626
5-M.	30,672	1,864	2,243	34,779	9,427	378	252	10,057	787	56	843
6-S.L.M.	23,670	1,303	1,854	26,827	793	206	31	1,030	896	-	896
7-L.M.	4,436	748	915	6,099	-	53	11	64	4,422	-	4,422
Total.	98,884	8,889	12,963	120,736	19,353	802	665	20,820	6,665	150	6,815
Tinged:											
3-0.M.	-	-	-	-	9	-	-	9	-	-	-
4-S.M.	90	-	-	98	28	-	-	28	-	-	-
5-M.	685	-	-	685	30	-	-	30	19	-	19
6-S.L.M.	1,084	76	18	1,178	-	-	-	-	22	-	22
7-L.M.	295	35	5	335	-	-	-	-	125	-	125
Total.	2,162	111	23	2,296	67	-	-	67	166	-	166
Yellow Stained:											
3-0.M.	-	-	-	-	-	-	-	-	-	-	-
4-S.M.	-	-	-	-	-	-	-	-	-	-	-
5-M.	45	-	-	45	-	-	-	-	-	-	-
Total.	45	-	-	45	-	-	-	-	-	-	-
Gray:											
3-0.M.	10	-	-	10	-	-	83	83	-	-	-
4-S.M.	-	-	-	-	83	5,317	1,794	7,194	482	-	482
5-M.	95	132	-	227	330	9,490	2,303	12,123	176	12	188
6-S.L.M.	72	53	-	125	-	468	1	469	-	-	-
Total.	177	185	-	362	413	15,275	4,181	19,869	658	12	670
Below Grade. . .	277	130	27	434	-	11	-	11	104	-	104
All grades . . .	293,660	65,690	67,822	1/ 427,172	167,473	355,750	176,224	1/ 699,447	613,104	72,647	1/ 685,751
Grade index . .	92.6	90.7	89.4	91.8	96.6	93.6	96.5	95.1	97.5	100.2	97.8
Staple length (inches)											
13/16 and shorter	14,200	40	1,143	15,383	-	-	-	-	647	129	776
7/8	71,705	2,378	13,224	87,307	12	21	9	42	2,606	1,457	4,063
29/32	58,097	4,076	8,318	70,491	29	11	20	60	3,501	2,657	6,158
15/16	87,350	20,711	15,773	123,834	937	506	253	1,696	14,554	4,287	18,841
31/32	37,483	15,784	10,501	63,768	8,381	6,841	2,126	17,348	13,208	3,306	16,594
1	19,116	13,151	10,468	42,735	52,520	84,282	23,928	160,730	95,390	13,523	108,913
1-1/32	4,199	5,350	5,116	14,665	73,457	180,041	89,259	342,757	213,061	24,424	237,485
1-1/16	1,307	3,300	2,805	7,412	28,829	77,014	56,489	162,332	253,874	21,389	275,263
1-3/32	178	680	400	1,258	3,055	5,157	4,049	12,261	15,298	1,351	16,649
1-1/8	25	201	63	289	245	828	91	1,164	913	44	957
1-5/32	-	19	11	30	8	128	-	136	44	-	44
1-3/16	-	-	-	-	-	216	-	216	8	-	8
1-7/32	-	-	-	-	-	370	-	370	-	-	-
1-1/4 and longer	-	-	-	-	-	335	-	335	-	-	-
All lengths. . .	293,660	65,690	67,822	1/ 427,172	167,473	355,750	176,224	1/ 699,447	613,104	72,647	1/ 685,751
Average staple length (32nd inches) .	29.4	31.0	30.3	29.8	32.8	33.0	33.2	33.0	33.1	32.6	33.1

1/ As reported by the Bureau of the Census, running bales.

COTTON PRODUCTION BY DISTRICTS, 1952-53



Each dot represents 1,000 bales

Table 42. -- Grade and staple length of upland cotton ginned in Texas, by districts, 1953-54

Grade and staple length	Ginned in District										Ginned in the State
	1	2	3	4	5	6	7	8	9	10	
Grade	Bales	Bales	Bales	Bales	Bales	Bales	Bales	Bales	Bales	Bales	Bales
White:											
3-0.M.	366	209	-	912	2,719	7,113	-	897	147	237	12,600
4-S.M.	15,319	9,167	640	79,621	11,588	75,117	185	34,749	20,678	72,778	319,850
5-M.	94,646	71,558	6,010	419,903	77,870	65,511	5,841	98,740	84,944	166,194	1,091,217
6-S.L.M.	143,870	77,836	6,175	308,937	69,959	43,850	9,535	78,237	41,001	37,653	817,053
7-L.M.	483,266	121,613	9,043	167,815	57,908	8,606	4,663	48,387	37,480	7,019	945,800
8-S.G.O.	163,464	17,396	1,260	25,939	11,617	4,972	450	9,854	22,150	3,450	260,552
9-0.0.	12,075	949	31	1,424	409	1,787	6	521	3,241	787	21,230
Total.	913,006	298,728	23,167	1,004,551	232,070	206,956	19,680	271,385	209,641	288,118	3,468,302
Spotted:											
3-0.M.	3,958	3,365	26	1,272	428	344	12	111	36	33	9,585
4-S.M.	37,638	31,369	2,020	34,754	4,043	14,024	4,209	2,673	950	421	132,101
5-M.	93,962	43,719	1,710	23,063	2,887	8,206	5,033	2,083	1,260	457	182,390
6-S.L.M.	255,341	51,727	2,146	6,429	5,373	5,306	2,736	1,074	5,576	420	336,128
7-L.M.	62,531	12,922	360	1,623	1,120	5,223	402	256	1,718	167	86,322
Total.	453,430	143,102	6,262	67,141	13,851	33,103	12,992	6,197	9,540	1,498	746,516
Tinged:											
3-0.M.	-	-	-	-	-	-	-	-	-	-	-
4-S.M.	22	190	-	-	7	9	7	-	-	-	235
5-M.	318	682	103	-	-	70	20	-	-	-	1,193
6-S.L.M.	482	573	19	-	54	79	-	-	-	-	1,207
7-L.M.	235	93	-	-	93	9	-	-	-	-	430
Total.	1,057	1,538	122	-	154	167	27	-	-	-	3,065
Yellow Stained:											
3-0.M.	-	-	-	-	-	-	-	-	-	-	-
4-S.M.	-	-	-	-	-	-	-	-	-	-	-
5-M.	-	15	-	-	-	-	-	-	-	-	15
Total.	-	15	-	-	-	-	-	-	-	-	15
Gray:											
3-0.M.	-	-	-	59	-	-	-	-	11	-	70
4-S.M.	-	21	-	407	23	48	-	248	224	25	996
5-M.	-	503	11	1,670	23	134	-	784	839	-	3,964
6-S.L.M.	-	46	-	100	20	18	-	95	2,647	23	2,949
Total.	-	570	11	2,236	66	200	-	1,127	3,721	48	7,979
Below Grade.	2,999	384	17	191	50	694	-	102	89	219	4,705
All grades	1,370,452	444,337	29,579	1,074,119	246,191	241,120	33,099	278,811	222,991	289,883	1/ 4,230,582
Grade index.	86.1	90.3	91.1	95.3	93.2	97.7	92.9	95.1	93.1	99.4	91.9
Staple length (inches)											
13/16	24,224	14,947	1,689	5,892	2,259	1,407	2,272	3,042	129	757	56,618
7/8	319,963	95,877	6,345	67,103	10,612	4,768	7,045	27,243	1,366	2,882	543,204
29/32	493,961	116,315	8,451	207,306	23,369	61	8,122	62,293	5,375	3,469	928,722
15/16	364,421	121,535	8,934	419,072	54,855	6,248	9,784	74,787	25,207	13,045	1,097,888
31/32	108,948	51,704	2,789	234,816	44,632	262	3,450	43,945	34,994	23,077	548,617
1	39,532	32,224	1,141	110,825	46,344	5,923	1,723	40,812	62,022	90,474	431,020
1-1/32	11,996	9,207	191	25,366	40,707	6,728	442	23,191	61,967	122,867	302,662
1-1/16	2,809	2,216	39	3,495	19,460	24,354	261	3,401	28,628	29,999	114,662
1-3/32	892	265	-	184	3,253	51,999	-	86	3,098	2,001	61,760
1-1/8	1,178	32	-	60	557	62,946	-	11	205	566	65,555
1-5/32	1,864	15	-	-	89	63,629	-	-	-	400	65,997
1-3/16	664	-	-	-	72	11,423	-	-	-	256	12,415
1-7/32	-	-	-	-	-	1,213	-	-	-	54	1,267
1-1/4 and longer	-	-	-	-	-	159	-	-	-	36	195
All lengths	1,370,452	444,337	29,579	1,074,119	246,191	241,120	33,099	278,811	222,991	289,883	1/ 4,230,582
Average staple length (32nd inches)	29.3	29.5	29.3	30.2	31.2	35.4	29.3	30.3	32.1	32.4	30.4

1/ As reported by the Bureau of the Census, running bales.

COTTON PRODUCTION BY DISTRICTS, 1952-53

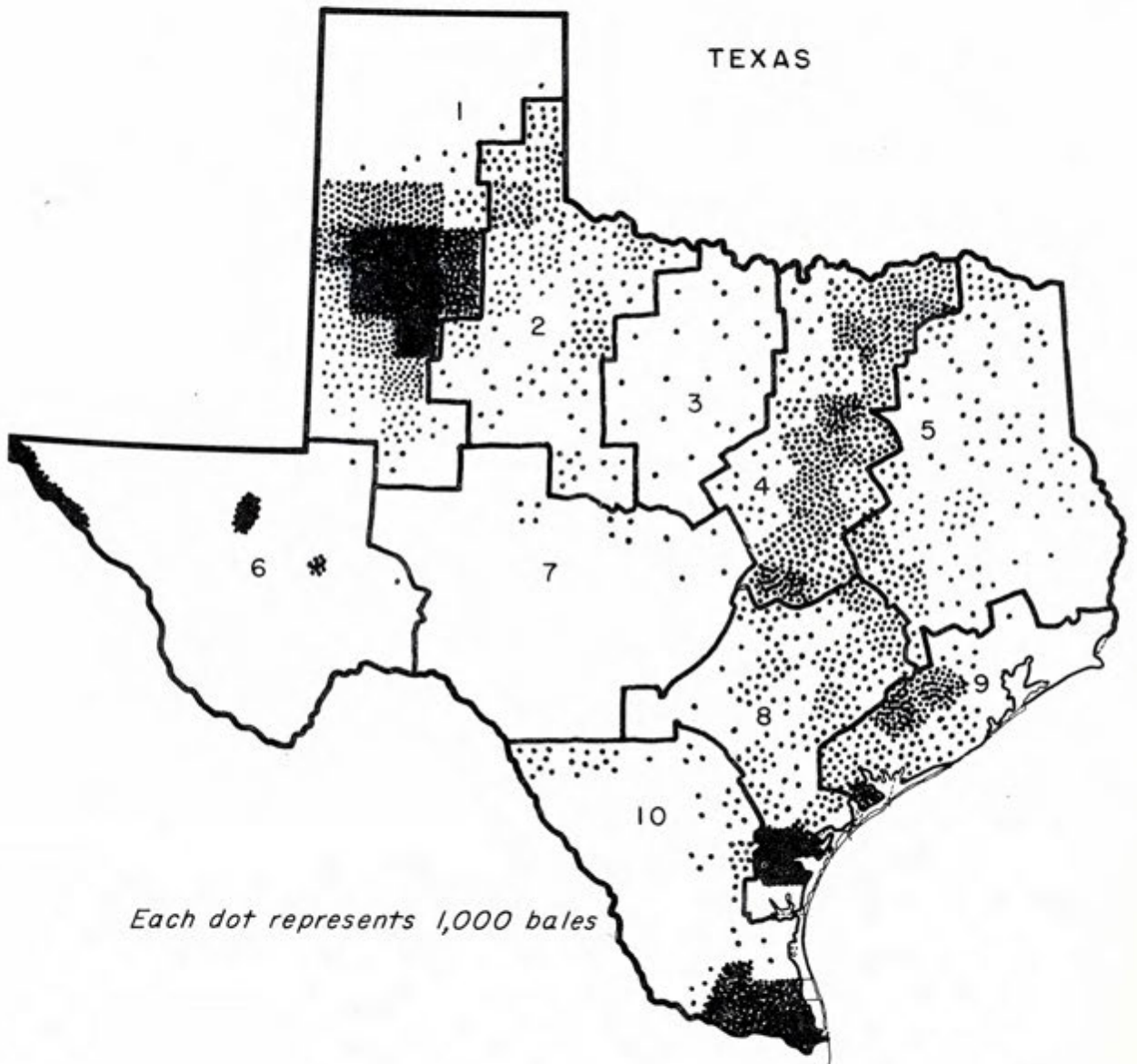


Table 45. - Tenderability of upland cotton in the carry-over, United States, August 1, 1945-54

Year	Tenderable ^{1/}		Untenderable		Total ^{2/}	
	Bales	Percent	Bales	Percent	Bales	Percent
1945	7,597,006	69.0	3,409,391	31.0	11,006,397	100.0
1946	4,904,262	68.4	2,261,203	31.6	7,165,465	100.0
1947	1,854,707	77.5	537,342	22.5	2,392,049	100.0
1948	2,421,756	81.1	566,201	18.9	2,987,957	100.0
1949	4,587,827	88.0	627,817	12.0	5,215,644	100.0
1950	5,933,043	88.0	812,208	12.0	6,745,251	100.0
1951	1,834,990	85.6	306,690	14.4	2,143,680	100.0
1952	1,653,556	61.0	1,055,279	39.0	2,708,835	100.0
1953	4,355,511	79.5	1,122,636	20.5	5,478,147	100.0
1954	8,297,731	88.1	1,118,520	11.9	9,416,251	100.0

^{1/} Qualities tenderable in settlement of cotton futures as specified in contracts of the New York and New Orleans Cotton Exchanges.

^{2/} As reported by the Bureau of the Census, 1954 data preliminary.

Table 46. - Staple length of cotton of foreign growth in the carry-over, August 1, 1945-54

Growth and length (inches)	1945	1946	1947	1948	1949	1950	1951	1952	1953	1954
	Bales	Bales	Bales	Bales	Bales	Bales	Bales	Bales	Bales	Bales
Egyptian:										
1-3/32 and shorter	-	-	-	-	-	-	-	-	2	-
1-1/8 and 1-5/32	253	246	-	180	-	-	-	-	8	93
1-3/16 and 1-7/32	2,691	734	13	-	353	346	400	1,397	105	50
1-1/4 to 1-11/32	35,256	10,741	3,084	-	5,495	11,080	2,650	-	4,986	710
1-3/8 to 1-15/32	11,050	16,241	34,540	719	35,418	34,257	32,876	26,069	38,489	42,409
1-1/2 to 1-19/32	9,687	11,979	16,848	12,055	912	11,779	20,189	5,591	14,499	10,064
1-5/8 to 1-23/32	-	-	3	19,187	-	1,035	-	-	-	-
1-3/4 and longer	-	128	-	1,430	-	-	-	-	-	-
All lengths ^{1/}	58,937	40,069	54,488	33,571	42,178	58,497	56,115	33,057	58,089	53,326
Peruvian:										
1-3/32 and shorter	-	-	237	171	147	-	-	-	-	-
1-1/8 and 1-5/32	-	420	927	-	16	-	-	-	4	-
1-3/16 and 1-7/32	199	385	630	122	23	-	217	102	201	45
1-1/4 to 1-11/32	3,386 ^{2/}	5,583 ^{2/}	12,716 ^{2/}	7,128 ^{2/}	863 ^{2/}	3,161 ^{2/}	3,989 ^{2/}	68	469	-
1-3/8 to 1-15/32	-	-	-	-	-	-	-	1,015	380	67
1-1/2 to 1-19/32	-	-	-	-	-	-	-	582	733	485
1-5/8 to 1-23/32	-	-	-	-	-	-	-	2,216	1,570	1,595
1-3/4 and longer	-	-	-	-	-	-	-	-	-	-
All lengths ^{1/}	3,585	6,388	14,510	7,421	1,049	3,161	206	3,983	3,357	2,192
Indian ^{1/}										
13/16 and shorter	47,006	101,729	60,797	46,425	23,699	32,985	51,408	29,918	27,168	19,134
Other Foreign: ^{3/}										
13/16 and shorter	731	484	172	514	531	50	109	53	2,899	23
7/8 and 29/32	-	164	49	29	-	-	-	-	-	-
15/16 and 31/32	-	1,669	416	42	-	-	-	-	-	-
1 and 1-1/32	10,402	2,246	970	98	-	1,924	-	-	702	-
1-1/16 and 1-3/32	-	64	92	-	-	957	-	-	378	-
1-1/8 and 1-5/32	-	-	-	-	10	-	-	1,748	-	-
1-3/16 and 1-7/32	-	-	-	-	-	-	-	469	-	251
1-1/4 and longer	4,719	2,006	2,917	1,629	2,166	552	1,086	966	2,100	622
All lengths ^{1/}	15,852	6,633	4,616	2,312	2,707	3,483	1,195	3,236	6,079	896
All Foreign ^{1/}	125,380	154,819	134,411	89,729	69,633	98,126	112,924	70,194	94,693	75,548

^{1/} As reported by the Bureau of the Census, 1954 data preliminary.

^{2/} Includes those lengths longer than 1-1/4" prior to 1953.

^{3/} Includes American Sea Island cotton in most recent years.

Table 47. - Grade and staple length of American-Egyptian cotton in the carry-over, United States, August 1, 1953 ^{1/}

Grade	1-3/8" and shorter	1-7/16" and 1-15/32"	1-1/2" and 1-17/32"	1-9/16" and longer	Total
	Bales	Bales	Bales	Bales	
1	4	-	342	-	346
2	76	13	124	-	213
3	14	11	144	-	169
4	71	7,034	6,734	-	13,839
5	269	6,591	1,861	1	8,722
6	519	4,488	313	-	5,319
7	545	1,905	10	-	2,460
8	322	297	1	-	620
9	183	62	1	-	246
10	-	-	-	-	-
Total	2,002	20,401	9,530	1	31,934 ^{2/}
Percent	6.3	63.9	29.8	*	100.0
	Percent	Percent	Percent	Percent	Percent
1	0.2	-	3.6	-	1.1
2	3.8	0.1	1.3	-	.7
3	.7	.1	1.5	-	.5
4	3.5	34.4	70.7	-	43.3
5	13.4	32.3	19.5	100.0	27.3
6	25.9	22.0	3.3	-	16.7
7	27.3	9.3	.1	-	7.7
8	16.1	1.5	*	-	1.9
9	9.1	.3	*	-	.8
10	-	-	-	-	-
Total	100.0	100.0	100.0	100.0	100.0

^{1/} Revised.^{2/} As reported by the Bureau of the Census.

* Less than 0.05 percent.

Table 48. - Grade and staple length of American-Egyptian cotton in the carry-over, United States, August 1, 1954 ^{1/}

Grade	1-3/8" and shorter	1-7/16" and 1-15/32"	1-1/2" and 1-17/32"	1-9/16" and longer	Total
	Bales	Bales	Bales	Bales	
1	16	443	10,425	448	11,332
2	335	7,919	16,691	395	25,340
3	476	8,930	5,244	12	14,662
4	952	13,838	7,919	-	22,709
5	1,175	9,363	1,978	2	12,518
6	1,295	5,100	328	-	6,723
7	933	2,021	16	-	2,970
8	464	312	2	-	778
9	281	70	6	-	357
10	-	-	-	-	-
Total	5,927	47,996	42,609	857	97,389 ^{2/}
Percent	6.1	49.2	43.8	0.9	100.0
	Percent	Percent	Percent	Percent	Percent
1	0.3	0.9	24.5	32.3	11.6
2	5.7	16.5	39.2	46.1	26.0
3	8.0	18.6	12.3	1.4	15.1
4	16.1	28.9	18.6	-	23.3
5	19.8	19.5	4.6	.2	12.9
6	21.9	10.6	.8	-	6.9
7	15.7	4.2	*	-	3.0
8	7.8	.7	*	-	.8
9	4.7	.1	*	-	.4
10	-	-	-	-	-
Total	100.0	100.0	100.0	100.0	100.0

^{1/} Preliminary.^{2/} As reported by the Bureau of the Census.

* Less than 0.05 percent.

Table 49. Grade and staple length of upland cotton in the carry-over, by places of storage, United States, August 1, 1951-54

Grade and length	Consuming establishments				Public warehouses, compresses, and elsewhere 1/				All places of storage			
	1951	1952	1953	1954	1951	1952	1953	1954	1951	1952	1953	1954
Grade	Bales	Bales	Bales	Bales	Bales	Bales	Bales	Bales	Bales	Bales	Bales	Bales
White:												
3-0.M.	13,574	7,820	17,402	28,436	11,447	5,738	33,140	40,561	25,021	13,558	50,542	68,997
4-S.M.	196,352	123,839	241,157	192,168	122,947	76,512	519,869	1,122,800	319,299	200,351	761,026	1,314,968
5-M.	470,091	299,658	557,089	339,260	337,941	295,471	1,349,121	3,127,594	808,032	595,129	1,906,210	3,466,854
6-S.L.M.	378,280	240,796	338,178	305,667	159,463	261,083	847,901	1,912,946	537,743	501,879	1,186,079	2,218,613
7-L.M.	75,967	109,126	97,925	142,526	40,025	238,870	291,247	1,027,387	116,012	347,996	389,172	1,169,913
8-S.G.O.	22,482	60,117	39,346	37,929	18,957	96,888	78,065	182,872	41,439	157,005	117,411	220,801
9-0.0.	2,507	7,906	4,926	5,012	6,550	20,766	21,281	18,473	9,057	26,672	26,207	23,485
Total	1,159,273	849,262	1,296,023	1,050,998	697,330	995,328	3,140,624	7,432,633	1,856,603	1,844,590	4,436,647	8,483,631
Spotted:												
3-0.M.	1,956	694	3,757	187	6,987	939	2,727	6,626	8,943	1,633	6,484	6,613
4-S.M.	20,413	9,706	17,611	13,661	18,638	35,889	145,152	143,793	39,051	45,995	162,763	157,454
5-M.	52,471	37,185	54,728	42,105	25,193	113,465	251,296	243,475	77,664	150,650	306,024	285,580
6-S.L.M.	26,838	38,056	26,084	35,592	19,265	251,049	239,705	260,429	46,103	289,105	265,789	296,021
7-L.M.	8,576	16,120	13,879	9,087	20,766	128,703	101,173	61,084	29,342	144,823	115,052	70,171
Total	110,254	101,761	116,059	100,632	90,849	530,045	740,053	715,407	201,103	631,806	856,112	816,039
Tinged:												
3-0.M.	37	59	21	-	167	200	578	308	204	259	599	308
4-S.M.	1,532	2,024	3,448	1,035	2,041	4,163	9,841	7,393	3,573	6,187	13,289	8,428
5-M.	10,704	7,874	6,881	5,096	9,188	29,412	29,727	16,095	19,892	37,286	36,608	21,191
6-S.L.M.	5,444	8,660	8,102	2,153	10,551	48,111	42,074	13,716	15,995	56,771	50,176	15,869
7-L.M.	2,990	5,643	5,031	1,915	13,482	55,852	32,212	9,327	16,472	61,495	37,243	11,242
Total	20,707	24,260	23,483	10,199	35,429	137,738	114,432	46,839	56,136	161,998	137,915	57,038
Yellow Stained:												
3-0.M.	21	-	21	-	1	27	30	63	22	27	51	63
4-S.M.	479	-	10	38	647	1,082	1,347	604	1,126	1,082	1,357	642
5-M.	157	528	715	514	2,103	6,576	3,208	2,809	2,260	7,104	3,923	3,323
Total	657	528	746	552	2,751	7,685	4,585	3,476	3,408	8,213	5,331	4,028
Gray:												
3-0.M.	-	-	-	-	45	72	469	1,258	45	72	469	1,258
4-S.M.	2,300	2,993	881	942	3,922	2,729	6,920	11,962	6,222	5,722	7,801	12,904
5-M.	4,275	7,409	849	3,633	3,801	9,470	10,592	17,919	8,076	16,879	11,441	21,552
6-S.L.M.	550	2,555	361	3,695	1,455	7,171	8,250	7,721	2,005	9,726	8,611	11,416
Total	7,125	12,957	2,091	8,270	9,223	19,442	26,231	38,860	16,348	32,399	28,322	47,130
Below Grade	250	1,785	1,230	1,872	9,832	28,044	12,590	6,513	10,082	29,829	13,820	8,385
All grades 2/	1,298,266	990,553	1,439,632	1,172,523	845,414	1,718,282	4,038,515	8,243,728	2,143,680	2,708,835	5,478,147	9,416,251
Grade index	96.3	93.5	96.3	95.1	95.1	87.6	94.6	95.5	95.8	89.8	95.0	95.5
Staple length (inches)												
13/16 and shorter	3,476	2,081	2,682	3,185	10,749	70,002	204,547	180,579	14,225	72,083	207,229	183,764
7/8	33,075	36,732	51,466	39,002	29,938	223,231	463,001	588,782	63,013	259,963	514,467	627,784
29/32	19,093	18,595	26,591	29,748	22,787	174,305	326,362	653,796	41,880	192,900	352,903	683,544
15/16	52,666	49,573	62,431	56,580	51,388	194,586	350,916	801,130	104,054	244,159	413,347	857,710
31/32	45,843	30,172	48,644	41,314	40,746	109,642	218,822	457,519	86,799	139,814	267,466	498,833
1	137,103	152,743	181,122	180,137	93,453	226,731	485,007	862,861	230,556	379,474	666,129	1,042,998
1-1/32	265,224	262,881	299,222	246,384	172,304	312,937	770,720	1,761,983	437,528	575,818	1,063,942	2,007,967
1-1/16	340,485	247,933	503,967	354,392	246,266	300,804	877,618	1,968,376	586,751	548,737	1,381,585	2,322,768
1-3/32	187,248	83,898	165,413	121,105	74,947	57,917	255,048	674,735	262,195	141,815	420,461	795,840
1-1/8	138,481	54,448	59,497	62,681	40,876	17,753	41,338	147,097	179,357	72,251	100,835	209,778
1-5/32	43,697	21,321	23,508	21,351	23,652	8,543	25,750	118,317	67,349	29,864	49,258	139,668
1-3/16	11,899	10,036	9,727	9,102	16,494	8,714	11,196	20,989	29,393	18,750	20,923	30,091
1-7/32	9,360	5,811	5,566	2,591	10,542	5,561	3,208	3,256	19,902	11,372	8,774	5,847
1-1/4 and longer	10,616	14,279	5,796	4,951	11,272	7,556	4,982	4,708	21,688	21,835	10,778	9,659
All lengths 2/	1,298,266	990,553	1,439,632	1,172,523	845,414	1,718,282	4,038,515	8,243,728	2,143,680	2,708,835	5,478,147	9,416,251
Ave. staple length	33.7	33.2	33.3	33.2	33.2	31.4	31.7	32.2	33.5	32.1	32.1	32.3

1/ The "elsewhere" cotton, as reported by the Bureau of the Census, amounted to 134,000 for 1951, 220,000 for 1952, 259,000 for 1953, and 255,000 for 1954.

2/ As reported by the Bureau of the Census, 1954 data preliminary.

Table 50. Carry-over, crop, supply and disappearance of upland cotton, by grade groupings, United States, 1935-54

Year beginning August 1	White 1/									Other Colored 2/	All grades 3/
	White 1/					Spotted					
	Good Middling	Strict Middling	Middling	Strict Low Middling	Low Middling	Strict Ordinary and Good Ordinary	Strict Middling and higher	Middling	Strict Low Middling		
1,000 bales	1,000 bales	1,000 bales	1,000 bales	1,000 bales	1,000 bales	1,000 bales	1,000 bales	1,000 bales	1,000 bales	1,000 bales	1,000 bales
CARRY-OVER											
1935	171	1,661	2,696	1,231	235	57	491	355	77	155	7,129
1936	83	1,043	1,960	863	291	81	396	287	133	233	5,330
1937	99	675	1,393	864	333	100	267	275	138	238	4,382
1938	133	1,298	3,439	2,685	1,165	435	714	889	282	396	11,436
1939	195	2,005	4,697	3,073	1,052	131	609	814	148	219	12,943
1940	179	1,428	3,524	2,898	734	69	702	651	118	190	10,453
1941	198	1,601	4,177	3,225	731	163	806	677	147	286	12,011
1942	77	966	2,761	2,852	1,174	428	622	775	371	449	10,475
1943	70	710	2,689	2,861	1,524	627	494	793	387	375	10,530
1944	90	1,043	2,770	2,970	1,397	564	489	702	276	298	10,559
1945	64	784	2,696	2,954	1,469	1,005	574	774	269	417	11,006
1946	36	594	1,943	1,720	760	934	261	356	187	374	7,165
1947	52	419	646	489	242	313	27	48	56	100	2,392
1948	57	530	1,005	520	295	214	49	75	87	156	2,988
1949	40	666	1,999	1,420	437	120	115	150	108	181	5,216
1950	44	718	2,376	2,108	562	68	266	383	80	140	6,745
1951	25	319	809	538	116	50	48	78	46	115	2,144
1952	14	200	595	502	348	186	47	151	289	377	2,709
1953	51	761	1,906	1,186	389	144	169	306	266	300	5,478
1954	69	1,315	3,466	2,219	1,170	244	164	286	296	187	9,416
CROP											
1935	383	2,488	3,053	1,383	521	256	883	672	319	445	10,403
1936	522	2,571	3,479	1,934	764	250	1,378	779	200	247	12,124
1937	556	2,655	4,874	3,704	1,456	636	1,666	1,664	510	516	18,237
1938	315	2,344	3,779	2,161	346	57	1,432	975	102	87	11,598
1939	188	1,925	3,830	2,940	559	121	776	874	144	95	11,452
1940	69	1,468	5,290	3,459	589	377	335	214	140	320	12,261
1941	29	773	3,446	3,133	1,086	519	449	404	286	309	10,434
1942	40	855	4,302	3,916	1,243	475	605	538	196	193	12,363
1943	163	1,475	3,584	3,745	1,009	238	413	294	64	84	11,069
1944	11	486	3,702	4,333	1,484	646	270	380	130	389	11,831
1945	10	364	2,328	2,924	1,196	813	273	399	161	341	8,809
1946	34	655	2,652	2,866	781	440	381	451	122	133	8,515
1947	365	2,452	4,080	1,780	820	365	698	378	263	355	11,556
1948	111	1,762	5,579	3,578	1,031	445	692	493	306	580	14,577
1949	50	924	4,311	5,218	1,763	331	864	1,333	475	636	15,905
1950	26	713	3,005	2,933	660	161	698	824	262	564	9,846
1951	41	1,040	4,840	4,141	1,443	371	651	951	769	779	15,026
1952	92	1,591	5,600	3,876	1,171	261	511	1,013	420	323	14,858
1953	63	2,099	5,716	4,175	2,154	604	281	338	436	387	16,293
SUPPLY 4/											
1935	554	4,149	5,749	2,614	756	313	1,374	1,027	396	600	17,532
1936	605	3,614	5,439	2,797	1,015	331	1,774	1,066	333	480	17,454
1937	655	3,330	6,267	4,568	1,789	736	1,933	1,939	648	754	22,619
1938	448	3,642	7,218	4,846	1,511	492	2,146	1,864	384	483	23,034
1939	383	3,930	8,527	6,013	1,611	252	1,385	1,688	292	314	24,395
1940	248	2,896	8,814	6,317	1,323	446	1,037	865	258	510	22,714
1941	227	2,374	7,623	6,358	1,817	682	1,255	1,081	433	595	22,445
1942	117	1,821	7,063	6,768	2,417	903	1,227	1,313	567	642	22,838
1943	233	2,185	6,273	6,606	2,533	865	907	1,087	451	459	21,599
1944	101	1,529	6,472	7,303	2,881	1,210	759	1,062	406	647	22,390
1945	74	1,148	5,024	5,878	2,665	1,818	847	1,173	430	758	19,815
1946	70	1,249	4,595	4,586	1,541	1,374	642	807	309	507	15,680
1947	417	2,871	4,726	2,269	1,062	678	725	426	319	455	13,948
1948	168	2,292	6,584	4,098	1,326	659	741	568	393	736	17,565
1949	90	1,590	6,310	6,638	2,200	451	979	1,483	583	797	21,121
1950	70	1,431	5,381	5,041	1,222	229	964	1,207	342	704	16,591
1951	66	1,359	5,649	4,679	1,559	421	699	1,029	815	894	17,170
1952	106	1,791	6,195	4,378	1,519	447	558	1,164	709	700	17,567
1953	114	2,860	7,622	5,361	2,543	748	450	644	702	687	21,731
DISAPPEARANCE 5/											
1935	471	3,106	3,789	1,751	505	232	978	740	263	367	12,202
1936	506	2,939	4,046	1,933	662	231	1,507	791	195	242	13,072
1937	522	2,032	2,828	1,883	624	301	1,219	1,050	366	358	11,183
1938	293	1,637	2,521	1,773	459	361	1,537	1,050	236	264	10,091
1939	204	2,502	5,003	3,155	877	183	683	1,037	174	124	13,942
1940	90	1,296	4,637	3,092	592	283	231	188	111	224	10,703
1941	150	1,408	4,862	3,506	643	254	633	306	62	146	11,970
1942	47	1,111	4,374	3,907	893	276	733	520	180	267	12,308
1943	143	1,142	3,503	3,636	1,136	301	418	385	175	201	11,040
1944	37	745	3,776	4,349	1,412	205	185	308	137	230	11,384
1945	38	554	3,081	4,158	1,905	884	586	817	243	384	12,650
1946	18	830	3,949	4,097	1,299	1,061	615	799	253	407	13,288
1947	360	2,341	3,721	1,749	767	464	676	351	232	299	10,960
1948	128	1,626	4,585	2,678	889	539	626	418	285	575	12,349
1949	46	872	3,934	4,530	1,638	383	713	1,100	503	657	14,376
1950	45	1,112	4,572	4,503	1,106	179	916	1,129	296	589	14,447
1951	52	1,159	5,055	4,177	1,211	235	651	878	526	517	14,461
1952	55	1,030	4,289	3,192	1,130	303	389	858	443	400	12,089
1953	45	1,545	4,156	3,142	1,373	504	286	358	406	500	12,315

1/ Official standards for Extra White cotton abolished effective August 15, 1933. White and Extra White combined in 1952 and earlier years and Good Middling includes higher grades.

2/ Other Colored includes Low Middling Spotted; all grades of Tinged, Light Yellow Stained, Yellow Stained, Gray and Blue Stained prior to 1936; Low Middling Spotted, and all grades of Tinged, Yellow Stained, and Gray from 1936 to date. Below Grade is included with Other Colored.

3/ As reported by the Bureau of the Census, 1954 carry-over and 1953 disappearance preliminary.

4/ Carry-over at the beginning of the season plus crop.

5/ Supply minus carry-over at the end of the season.

Table 51. Carry-over, crop, supply and disappearance of upland cotton, by staple groupings, United States, 1935-54

Season beginning August 1	13/16* and shorter	7/8* and 29/32*	15/16* and 31/32*	1* and 1-1/32*	1-1/16* and 1-3/32*	1-1/8* and 1-5/32*	1-3/16* and 1-7/32*	1-1/4* and longer	All lengths 1/
	1,000 bales	1,000 bales	1,000 bales	1,000 bales	1,000 bales	1,000 bales	1,000 bales	1,000 bales	1,000 bales
CARRY-OVER									
1935	529	2,774	1,799	996	533	356	112	30	7,129
1936	561	2,269	1,259	715	225	191	67	23	5,330
1937	606	1,600	859	644	296	265	90	22	4,362
1938	1,326	3,742	2,814	1,957	1,094	370	114	19	11,436
1939	1,248	3,481	3,069	2,745	1,631	671	76	22	12,943
1940	781	2,827	2,583	2,149	1,443	578	54	38	10,453
1941	705	2,853	3,254	2,780	1,688	598	84	49	12,011
1942	876	2,751	2,335	2,570	1,301	472	107	63	10,475
1943	1,075	2,711	2,040	2,246	1,723	521	136	78	10,530
1944	1,327	2,525	2,208	2,631	1,288	386	137	57	10,559
1945	1,166	2,693	2,010	2,764	1,833	385	104	51	11,006
1946	562	1,172	1,228	2,103	1,562	385	105	48	7,165
1947	25	164	343	1,022	544	213	52	29	2,392
1948	53	242	398	1,219	795	238	29	14	2,988
1949	23	122	356	2,139	2,293	255	18	10	5,216
1950	54	512	704	2,351	2,751	297	90	26	6,745
1951	14	105	191	668	849	247	48	22	2,144
1952	72	453	384	955	691	102	30	22	2,709
1953	207	867	681	1,730	1,802	150	30	11	5,478
1954	185	1,311	1,357	3,049	3,119	349	36	10	9,416
CROP									
1935	1,320	3,235	2,628	1,682	867	554	103	14	10,403
1936	1,152	3,143	2,617	2,749	1,955	732	156	20	12,124
1937	1,835	5,235	5,038	3,542	1,639	842	90	16	18,237
1938	510	2,006	3,124	2,964	2,024	764	155	51	11,598
1939	627	2,397	2,780	3,351	1,762	426	76	33	11,452
1940	334	1,591	2,999	4,185	2,506	534	67	45	12,261
1941	441	1,224	2,265	3,821	1,968	496	139	80	10,434
1942	531	1,668	2,586	4,331	2,518	521	110	98	12,363
1943	898	1,257	2,593	4,230	1,631	302	142	56	11,069
1944	550	1,330	2,188	4,884	2,539	254	65	21	11,831
1945	234	677	1,697	3,699	2,262	181	40	19	8,809
1946	168	620	1,108	3,494	2,879	201	30	15	8,515
1947	813	1,263	1,774	4,988	2,581	128	7	2	11,556
1948	569	1,230	1,663	5,724	5,095	279	12	5	14,577
1949	615	2,493	2,376	4,956	5,069	314	64	18	15,905
1950	176	1,074	1,092	3,002	4,212	206	67	17	9,846
1951	288	2,080	1,625	5,264	5,446	258	59	6	15,026
1952	499	1,889	1,714	5,292	5,135	293	34	2	14,858
1953	81	1,698	2,172	5,814	6,100	364	23	1	16,253
SUPPLY 2/									
1935	1,849	6,009	4,427	2,678	1,400	910	215	44	17,532
1936	1,713	5,432	3,876	3,464	1,780	923	223	43	17,454
1937	2,441	6,835	5,897	4,186	1,935	1,107	180	38	22,619
1938	1,836	5,748	5,938	4,921	3,118	1,134	269	70	23,034
1939	1,875	5,878	5,849	6,096	3,393	1,097	152	55	24,395
1940	1,115	4,418	5,582	6,334	3,949	1,112	121	83	22,714
1941	1,146	4,077	5,519	6,601	3,656	1,094	223	129	22,445
1942	1,407	4,419	4,921	6,901	3,819	993	217	161	22,898
1943	1,933	3,968	4,633	6,476	3,354	823	278	134	21,599
1944	1,877	3,855	4,396	7,515	3,827	640	202	78	22,390
1945	1,400	3,370	3,707	6,463	4,095	566	144	70	19,815
1946	730	1,792	2,336	5,597	4,441	586	135	63	15,680
1947	898	1,427	2,117	6,010	3,125	341	59	31	13,948
1948	622	1,472	2,061	6,943	5,890	517	41	19	17,565
1949	638	2,615	2,732	7,095	7,362	569	82	28	21,121
1950	230	1,586	1,796	5,353	6,963	503	117	43	16,591
1951	302	2,185	1,816	5,932	6,295	505	107	28	17,170
1952	571	2,342	2,098	6,247	5,825	395	64	24	17,567
1953	288	2,565	2,853	7,544	7,902	514	53	12	21,731
DISAPPEARANCE 3/									
1935	1,288	3,720	3,168	1,963	1,175	719	148	21	12,202
1936	1,107	3,832	3,017	2,820	1,484	698	133	21	13,072
1937	1,115	3,093	3,083	2,229	841	737	66	19	11,183
1938	588	2,267	2,869	2,176	1,487	463	193	48	10,091
1939	1,094	3,051	3,266	3,947	1,950	519	98	17	13,942
1940	410	1,565	2,328	3,554	2,261	514	37	34	10,703
1941	270	1,326	3,184	4,031	2,355	622	116	66	11,970
1942	332	1,708	2,881	4,655	2,096	472	81	83	12,308
1943	606	1,443	2,425	3,845	2,066	437	141	77	11,040
1944	711	1,162	2,386	4,751	1,994	295	98	27	11,384
1945	838	2,198	2,479	4,360	2,533	181	39	22	12,650
1946	705	1,628	1,993	4,575	3,897	373	83	34	13,288
1947	785	1,185	1,719	4,791	2,330	103	30	17	10,960
1948	599	1,350	1,705	4,804	3,597	262	23	9	12,349
1949	584	2,103	2,028	4,744	4,611	272	32	2	14,376
1950	216	1,481	1,605	4,685	6,114	256	69	21	14,447
1951	230	1,732	1,432	4,977	5,604	403	77	6	14,461
1952	364	1,475	1,417	4,517	4,024	245	34	13	12,089
1953	103	1,254	1,496	4,495	4,783	165	17	2	12,315

1/ As reported by the Bureau of the Census, 1954 carry-over and 1953 disappearance preliminary.

2/ Carry-over at the beginning of the season plus crop.

3/ Supply minus carry-over at the end of the season.

Table 52. Grade and staple length of upland cotton in the supply, United States, 1953-54

Grade	3/4 inch and shorter		7/8		29/32		15/16		31/32		1		1-1/32		1-1/16		1-3/32		1-1/8		1-5/32		1-3/16		1-7/32		1-1/4		All lengths							
	Bales	Percent	Bales	Percent	Bales	Percent	Bales	Percent	Bales	Percent	Bales	Percent	Bales	Percent	Bales	Percent	Bales	Percent	Bales	Percent	Bales	Percent	Bales	Percent	Bales	Percent	Bales	Percent	Bales	Percent						
White:																																				
3-0-M.	-		279	1.449	1,916	6.763	3,735	7,654	15,804	38,566	16,704	6,310	10,563	3,222	560	489	6,712	6,642	3,915	4,094	7,622,864	34.9	7,622,864	34.9	660	5,360,660	24.7	112	2,542,744	11.7	1	645,888	3.0	1	101,251	.5
4-0-M.	132	10,806	44,323	52,003	116,304	84,848	102,889	538,256	1,152,699	390,606	121,417	119,994	22,083	6,712	6,642	3,915	4,094	7,622,864	34.9	7,622,864	34.9	660	5,360,660	24.7	112	2,542,744	11.7	1	645,888	3.0	1	101,251	.5			
5-M.	1,034	39,073	177,780	254,171	422,453	315,378	711,977	2,005,978	2,801,146	700,136	126,521	48,918	11,288	3,915	4,094	7,622,864	34.9	7,622,864	34.9	660	5,360,660	24.7	112	2,542,744	11.7	1	645,888	3.0	1	101,251	.5					
6-0-M.	380	45,576	153,450	225,551	365,633	235,666	705,206	1,955,479	1,576,427	382,522	48,308	12,100	2,932	750	660	5,360,660	24.7	112	2,542,744	11.7	1	645,888	3.0	1	101,251	.5	1	645,888	3.0	1	101,251	.5				
7-0-M.	79	22,266	192,027	310,683	371,416	191,038	397,189	507,366	447,815	94,621	6,532	1,156	261	183	112	2,542,744	11.7	1	645,888	3.0	1	645,888	3.0	1	101,251	.5	1	645,888	3.0	1	101,251	.5				
8-0-M.	47	7,033	77,061	82,132	91,417	53,123	119,306	143,712	68,487	5,156	339	62	12	12	1	645,888	3.0	1	645,888	3.0	1	645,888	3.0	1	101,251	.5	1	645,888	3.0	1	101,251	.5				
9-0-M.	9	2,703	13,108	5,592	13,815	13,346	28,804	18,294	5,176	342	53	7	1	1	1	645,888	3.0	1	645,888	3.0	1	645,888	3.0	1	101,251	.5	1	645,888	3.0	1	101,251	.5				
Total	1,741	126,736	659,196	932,048	1,387,801	917,154	2,163,125	4,812,889	6,090,316	1,990,087	309,480	192,800	39,799	12,120	11,999	19,247,293	88.5	19,247,293	88.5	1,660	13,660,660	60.0	1,660	13,660,660	60.0	142	3,282,744	15.0	1	645,888	3.0	1	101,251	.5		
Spotted:																																				
3-0-M.	21	1,444	6,234	4,207	4,254	1,863	1,679	2,461	2,799	255	281	137	17	-	-	25,742	.1	-	-	-	-	-	-	-	-	-	-	-	-	-	-	-	-	-	-	-
4-0-M.	47	25,077	67,333	67,009	78,872	34,219	37,953	56,613	38,196	12,334	5,088	1,229	112	31	17	424,100	2.0	31	15	7	644,477	3.0	15	25	701,321	3.2	2	266,978	1.2	71	42	2,062,618	9.5			
5-M.	416	36,384	148,862	122,281	98,750	41,759	69,146	68,539	44,048	10,784	2,897	469	120	17	1	13,865	.1	17	7	7	644,477	3.0	15	25	701,321	3.2	2	266,978	1.2	71	42	2,062,618	9.5			
6-0-M.	264	32,678	179,040	201,483	124,879	36,538	49,923	41,122	30,409	4,155	733	47	9	25	16	644,477	3.0	15	7	7	644,477	3.0	15	25	701,321	3.2	2	266,978	1.2	71	42	2,062,618	9.5			
7-0-M.	246	23,417	73,409	31,496	36,577	22,789	34,303	29,025	14,528	993	169	24	9	25	16	644,477	3.0	15	7	7	644,477	3.0	15	25	701,321	3.2	2	266,978	1.2	71	42	2,062,618	9.5			
Total	994	119,000	474,878	426,566	343,332	137,168	193,004	197,760	129,980	28,521	9,138	1,882	282	71	42	2,062,618	9.5	71	42	2,062,618	9.5	1,660	13,660,660	60.0	1,660	13,660,660	60.0	142	3,282,744	15.0	1	645,888	3.0	1	101,251	.5
Tinged:																																				
3-0-M.	-	154	361	31	22	11	30	1	-	-	-	-	-	-	-	610	.*	-	-	-	-	-	-	-	-	-	-	-	-	-	-	-	-	-	-	-
4-0-M.	57	2,363	4,763	2,000	2,264	882	795	582	156	1	-	-	-	-	-	13,865	.1	-	-	-	-	-	-	-	-	-	-	-	-	-	-	-	-	-	-	-
5-M.	127	7,460	13,409	5,170	5,993	2,495	2,339	2,837	680	17	1	1	5	-	-	40,234	.2	-	-	-	-	-	-	-	-	-	-	-	-	-	-	-	-	-	-	-
6-0-M.	83	12,402	15,412	4,881	8,942	2,719	5,665	4,885	669	10	4	-	-	-	-	55,672	.3	-	-	-	-	-	-	-	-	-	-	-	-	-	-	-	-	-	-	-
7-0-M.	70	9,093	5,875	2,965	6,863	4,579	9,229	4,219	1,170	10	-	-	-	-	-	44,073	.3	-	-	-	-	-	-	-	-	-	-	-	-	-	-	-	-	-	-	-
Total	337	31,472	39,820	15,047	24,084	10,686	18,058	12,224	2,675	38	5	1	7	-	-	154,454	.8	-	-	-	-	-	-	-	-	-	-	-	-	-	-	-	-	-	-	-
Yellow Stained:																																				
3-0-M.	-	45	4	2	-	-	-	-	-	-	-	-	-	-	-	51	.*	-	-	-	-	-	-	-	-	-	-	-	-	-	-	-	-	-	-	-
4-0-M.	46	612	611	62	4	11	10	1	-	-	-	-	-	-	-	1,357	.*	-	-	-	-	-	-	-	-	-	-	-	-	-	-	-	-	-	-	-
5-M.	239	1,930	1,340	119	320	13	15	29	22	4	-	-	-	-	-	4,031	.*	-	-	-	-	-	-	-	-	-	-	-	-	-	-	-	-	-	-	-
Total	285	2,587	1,955	183	324	24	25	30	22	4	-	-	-	-	-	5,439	.*	-	-	-	-	-	-	-	-	-	-	-	-	-	-	-	-	-	-	-
Gray:																																				
3-0-M.	-	-	6	17	70	138	737	1,488	1,086	40	7	6	-	-	-	3,604	.*	-	-	-	-	-	-	-	-	-	-	-	-	-	-	-	-	-	-	-
4-0-M.	9	72	269	523	1,514	2,118	9,784	23,499	14,248	626	52	31	1	-	-	52,746	.2	-	-	-	-	-	-	-	-	-	-	-	-	-	-	-	-	-	-	-
5-M.	-	337	1,409	1,545	4,176	4,776	23,218	45,531	28,638	1,366	91	7	2	-	-	111,098	.5	-	-	-	-	-	-	-	-	-	-	-	-	-	-	-	-	-	-	-
6-0-M.	20	537	1,767	1,023	3,129	2,150	8,187	24,468	13,060	606	158	85	2	-	-	55,238	.3	-	-	-	-	-	-	-	-	-	-	-	-	-	-	-	-	-	-	
Total	29	966	3,451	3,108	8,998	9,182	41,926	94,986	57,032	2,638	308	129	5	-	-	222,686	1.0	-	-	-	-	-	-	-	-	-	-	-	-	-	-	-	-	-	-	
Below Grade	114	3,975	7,926	1,721	9,625	4,880	6,162	3,095	714	44	-	-	-	-	-	36,256	.2	-	-	-	-	-	-	-	-	-	-	-	-	-	-	-	-	-	-	-
All grades	3,500	284,736	1,187,228	1,378,673	1,774,064	1,079,094	2,422,900	5,120,984	6,280,739	1,621,332	318,931	104,812	40,093	12,191	12,069	21,730,746	100.0	-	-	-	-	-	-	-	-	-	-	-	-	-	-	-	-	-	-	-
All grades	Percent	Percent	Percent	Percent	Percent	Percent	Percent	Percent	Percent	Percent	Percent	Percent	Percent	Percent	Percent	Percent	Percent	Percent	Percent	Percent	Percent	Percent	Percent	Percent	Percent	Percent	Percent	Percent	Percent	Percent	Percent	Percent	Percent	Percent	Percent	Percent
All grades	1.3	5.5	6.3	8.2	5.0	11.1	23.6	28.8	7.5	1.5	0.9	0.2	0.1	0.1	100.0	Grade index	95.0	-	-	-	-	-	-	-	-	-	-	-	-	-	-	-	-	-	-	

1/ 1953 carry-over plus 1953-54 crop.
* Less than 0.05 percent.