

COTTON QUALITY STATISTICS UNITED STATES

1954-55



**UNITED STATES DEPARTMENT OF AGRICULTURE
AGRICULTURAL MARKETING SERVICE**

Washington, D. C.

UNITED STATES DEPARTMENT OF AGRICULTURE
 AGRICULTURAL MARKETING SERVICE

Cotton Division

COTTON QUALITY STATISTICS
 UNITED STATES
 1954-55

CONTENTS

Table No.		Page No.
	Introduction	1
	United States Cotton Production, 1952-53	2
	United States tables:	
1	Grade and staple length of upland cotton ginned in the United States, 1954-55.	3-4
2	Grade and staple length of American-Egyptian cotton ginned, by States and United States, 1954-55	5
3	Grade and staple length of upland cotton ginned in the United States, during specified periods, 1954-55.	6
4	Grade and staple length of American-Egyptian cotton ginned in the United States, during specified periods, 1954-55	7
5	Grade of upland cotton ginned in the United States, by States, crops of 1952-54.	8-9
6	Staple length of upland cotton ginned in the United States, by States, crops of 1952-54.	10-11
7	Grade index and average staple length of upland cotton ginned in the United States, by States, crops of 1950-54.	12
8	Preparation of upland cotton ginned in the United States, during specified periods, by States, 1954-55	13-14
9	Tenderability of upland cotton ginned, by States, 1954-55.	15
10	Tenderability of upland cotton ginned in the United States, 1943-54.	15
	State tables:	
11	Grade and staple length of upland cotton ginned in Alabama, 1954-55.	16
12	Grade and staple length of upland cotton ginned in Arizona, 1954-55.	17
13	Grade and staple length of upland cotton ginned in Arkansas, 1954-55	18
14	Grade and staple length of upland cotton ginned in California, 1954-55	19
15	Grade and staple length of upland cotton ginned in Florida, 1954-55.	20
16	Grade and staple length of upland cotton ginned in Georgia, 1954-55.	21
17	Grade and staple length of upland cotton ginned in Illinois, 1954-55	22
18	Grade and staple length of upland cotton ginned in Kentucky, 1954-55	23
19	Grade and staple length of upland cotton ginned in Louisiana, 1954-55.	24
20	Grade and staple length of upland cotton ginned in Mississippi, 1954-55.	25
21	Grade and staple length of upland cotton ginned in Missouri, 1954-55	26
22	Grade and staple length of upland cotton ginned in New Mexico, 1954-55	27
23	Grade and staple length of upland cotton ginned in North Carolina, 1954-55	28
24	Grade and staple length of upland cotton ginned in Oklahoma, 1954-55	29
25	Grade and staple length of upland cotton ginned in South Carolina, 1954-55	30
26	Grade and staple length of upland cotton ginned in Tennessee, 1954-55.	31
27	Grade and staple length of upland cotton ginned in Texas, 1954-55.	32
28	Grade and staple length of upland cotton ginned in Virginia, 1954-55	33
29	Grade and staple length of upland cotton ginned, during specified periods, in Alabama and Arizona, 1954-55	34
30	Grade and staple length of upland cotton ginned, during specified periods, in Arkansas and California, 1954-55	35
31	Grade and staple length of upland cotton ginned, during specified periods, in Florida and Georgia, 1954-55	36
32	Grade and staple length of upland cotton ginned, during specified periods, in Illinois and Kentucky, 1954-55	37
33	Grade and staple length of upland cotton ginned, during specified periods, in Louisiana and Mississippi, 1954-55	38
34	Grade and staple length of upland cotton ginned, during specified periods, in Missouri and New Mexico, 1954-55	39
35	Grade and staple length of upland cotton ginned, during specified periods, in North Carolina and Oklahoma, 1954-55	40
36	Grade and staple length of upland cotton ginned, during specified periods, in South Carolina and Tennessee, 1954-55.	41
37	Grade and staple length of upland cotton ginned, during specified periods, in Texas and Virginia, 1954-55.	42
38	Grade and staple length of upland cotton ginned, by districts, in Alabama and Arkansas, 1954-55.	43-44
39	Grade and staple length of upland cotton ginned, by districts, in Georgia and Louisiana, 1954-55	45-46
40	Grade and staple length of upland cotton ginned, by districts, in Mississippi and North Carolina, 1954-55.	47-48
41	Grade and staple length of upland cotton ginned, by districts, in Oklahoma, South Carolina and Tennessee, 1954-55.	49-50
42	Grade and staple length of upland cotton ginned, by districts, in Texas, 1954-55	51-52
	Carry-over tables:	
43	Grade and staple length of upland cotton in the carry-over, United States, August 1, 1954.	53
44	Grade and staple length of upland cotton in the carry-over, United States, August 1, 1955.	54
45	Tenderability of upland cotton in the carry-over, United States, August 1, 1946-55	55
46	Staple length of cotton of foreign growth in the carry-over, August 1, 1946-55	55
47	Grade and staple length of American-Egyptian cotton in the carry-over, United States, August 1, 1954	56
48	Grade and staple length of American-Egyptian cotton in the carry-over, United States, August 1, 1955	56
49	Grade and staple length of upland cotton in the carry-over, by places of storage, United States, August 1, 1952-55	57
	Supply and disappearance tables:	
50	Carry-over, crop, supply and disappearance of upland cotton, by grade groupings, United States, 1936-55.	58
51	Carry-over, crop, supply and disappearance of upland cotton, by staple groupings, United States, 1936-55	59
52	Grade and staple length of upland cotton in the supply, United States, 1954-55	60

Cotton Quality Statistics, United States

1954-55

Introduction

This report contains information on the quality of cotton ginned during the 1954-55 season, and on the quality of cotton on hand in the United States on August 1, 1955. To facilitate comparison certain data contained in the reports for previous years are included. This information should be helpful to cotton growers and breeders and to merchants, consumers, research workers and others interested in the quality of the crop and the carry-over.

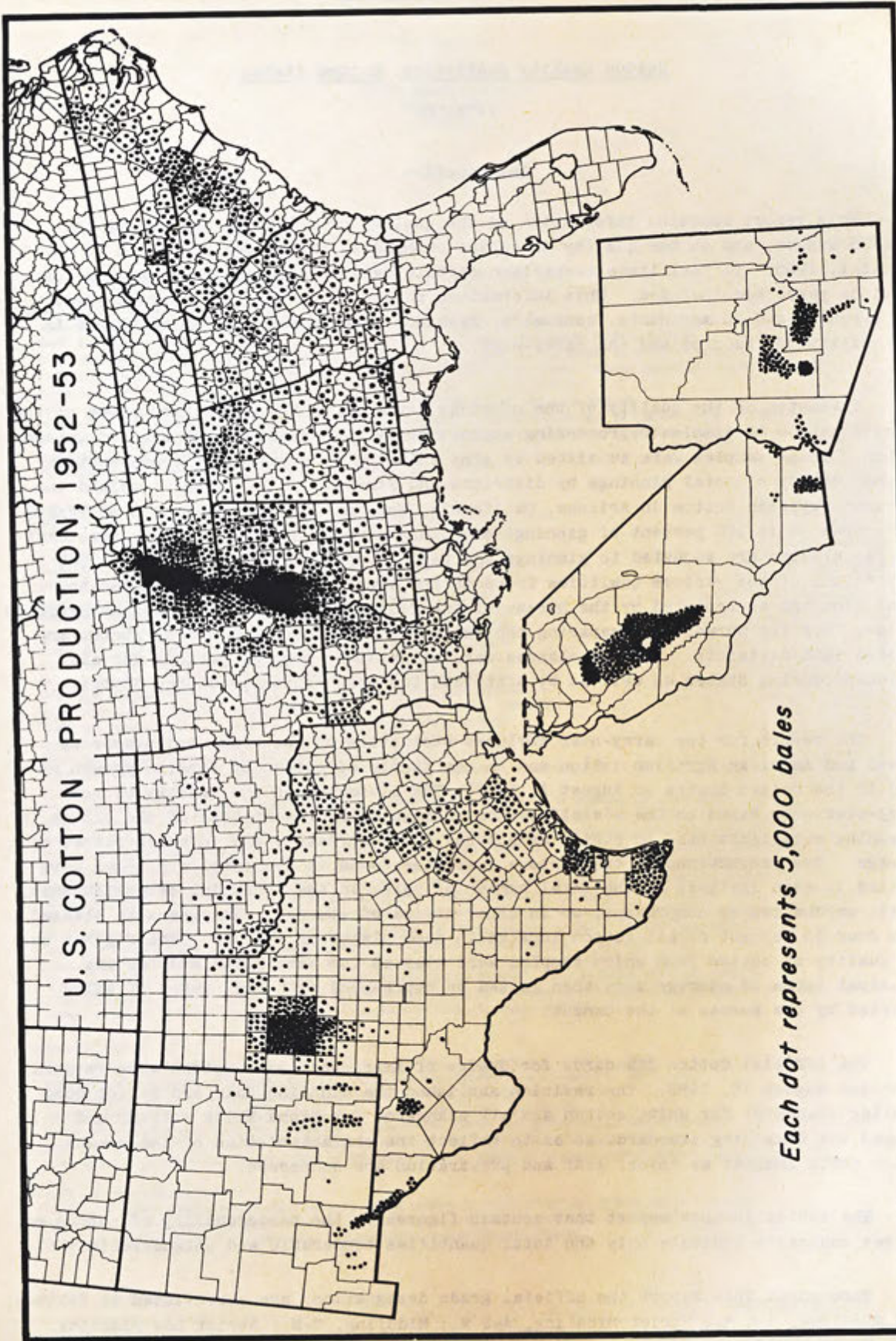
Estimates of the quality of the ginnings for most of the States are based on the classification of samples representing approximately 10 percent of the crop of upland cotton. These samples were submitted by gins selected to represent a cross-section of the quality of total ginnings by districts and States. In the case of upland and American-Egyptian cotton in Arizona, California, New Mexico, and district 6 of Texas, where from 95 to 100 percent of ginnings are classed under another program, the total samples classed are adjusted to ginnings and used in preparing the estimates. The proportions of the various qualities found in the samples classed were applied to total ginnings as reported by the Bureau of the Census for upland and American-Egyptian cotton. For the purpose of preparing the estimates most cotton-producing States are divided into districts. Samples classed were weighted by ginning periods for all cotton-producing States as well as by districts for most cotton-producing States.

The report for the carry-over includes statistics on the grade and staple of upland and American-Egyptian cotton and on the staple of cotton of foreign growth on hand in the United States on August 1, 1955. The estimates of the quality of the carry-over were based on the classification of samples representative of the cotton in consuming establishments, in public warehouses and compresses, and in other places of storage. The proportions of the various qualities found in the samples classed were applied in each instance to the total number of bales in the consuming establishments, public warehouses or compresses, or in other places of storage. Samples were classed from over 85 percent of all cotton located in such places of storage. The figures on the quality of cotton from which samples were classed for each State and for the principal types of storage were then raised to correspond with the number of bales reported by the Bureau of the Census.

The Official Cotton Standards for Grades of American Upland Cotton were revised effective August 15, 1953. The revision abolished the Middling Fair and Strict Good Middling standards for White cotton and all standards for Extra White cotton, and changed the remaining standards so as to reflect the characteristics of the recent cotton crops insofar as color, leaf and preparation are concerned.

The tables in this report that contain figures on the tenderability of cotton on futures contracts indicate only the total quantities tenderable and untenderable.

Throughout this report the official grade designations are abbreviated as follows: Good Middling, 3-G.M.; Strict Middling, 4-S.M.; Middling, 5-M.; Strict Low Middling, 6-S.L.M.; Low Middling, 7-L.M.; Strict Good Ordinary, 8-S.G.O.; Good Ordinary, 9-G.O.



U. S. COTTON PRODUCTION, 1952-53

Each dot represents 5,000 bales

Table 1. -- Grade and staple length of upland cotton ginned in the United States, 1954-55

Grade	3/4 inch		7/8		29/32		15/16		31/32		1		1-1/32		1-1/16		1-3/32		1-1/8		1-5/32		1-3/16		1-7/32		1-1/4		All lengths	
	and shorter	longer	and shorter	longer	and shorter	longer	and shorter	longer	and shorter	longer	and shorter	longer	and shorter	longer	and shorter	longer	and shorter	longer	and shorter	longer	and shorter	longer	and shorter	longer	and shorter	longer	and shorter	longer	Percent	
White:																														
3-0.M.	-	416	1,538	2,617	4,019	3,057	2,591	3,015	9,146	7,577	3,082	4,082	433	53	15	42,561	0.3													
4-0.M.	243	13,265	46,671	57,266	80,867	71,203	153,175	296,241	412,475	224,926	86,308	66,261	6,812	2,363	1,020	1,531,136	11.3													
5-M.	663	57,993	253,941	274,037	393,751	319,642	723,798	1,260,596	1,444,148	319,163	102,732	61,496	11,789	3,196	2,113	4,689,100	36.0													
6-0.L.M.	877	48,611	230,119	262,662	325,224	273,537	620,543	1,116,234	995,306	365,289	56,114	17,472	2,552	808	916	4,276,296	33.5													
7-L.M.	236	10,709	57,492	55,575	79,662	85,660	251,067	332,426	229,491	61,036	7,442	1,665	235	33	23	1,173,002	8.6													
8-0.0.	40	1,499	8,403	4,810	10,745	27,900	81,341	75,211	19,993	1,891	305	43	4	1	1	239,789	1.8													
9-0.0.	8	795	2,965	527	7,815	13,132	32,337	15,063	1,434	90	13	3	2	2	-	73,776	.5													
Total.	2,067	133,246	602,729	657,524	870,333	793,823	1,864,852	3,101,686	2,772,035	979,962	257,997	154,062	24,827	6,456	4,088	12,225,687	90.0													
Spotted:																														
3-0.M.	-	159	530	419	680	940	1,568	1,410	709	268	103	66	-	-	-	6,854	.1													
4-0.M.	320	23,140	70,266	50,912	43,734	20,383	33,598	29,737	13,955	2,311	667	253	143	59	10	289,264	2.1													
5-M.	647	47,484	140,764	91,319	56,107	24,629	41,195	36,624	15,388	2,735	631	100	22	14	1	457,680	3.4													
6-0.L.M.	476	35,272	78,537	35,112	27,965	12,845	30,810	22,611	10,332	1,100	308	51	-	-	-	255,439	1.9													
7-L.M.	402	10,419	12,420	2,776	16,391	16,794	24,367	9,143	2,649	195	77	3	2	-	1	95,639	.7													
Total.	1,845	116,474	302,537	180,538	144,897	75,488	131,496	99,525	42,933	6,609	1,806	475	167	72	12	1,104,676	8.2													
Tinged:																														
3-0.M.	-	-	-	-	7	-	11	9	-	-	-	-	-	-	-	27	*													
4-0.M.	17	463	598	119	155	119	115	32	-	-	-	-	-	-	-	1,615	*													
5-M.	196	3,096	1,919	328	263	150	294	123	10	-	2	-	-	-	-	7,181	.1													
6-0.L.M.	172	2,272	1,051	106	769	423	695	489	25	4	2	-	-	-	-	6,008	*													
7-L.M.	16	316	385	66	1,590	1,457	1,248	291	39	-	-	-	-	-	-	5,366	*													
Total.	401	6,947	3,953	618	2,784	2,148	2,363	904	74	4	4	-	-	-	-	20,200	.1													
Yellow Stained:																														
3-0.M.	-	-	-	-	-	-	-	-	-	-	-	-	-	-	-	-	-													
4-0.M.	-	19	-	-	-	-	-	-	-	-	-	-	-	-	-	19	*													
5-M.	25	137	39	-	56	-	12	-	-	-	-	-	-	-	-	269	*													
Total.	25	156	39	-	56	-	12	-	-	-	-	-	-	-	-	288	*													
Gray:																														
3-0.M.	-	-	18	-	55	123	704	1,702	723	372	8	10	-	-	-	3,715	*													
4-0.M.	-	19	224	158	483	926	4,301	9,304	13,243	3,270	104	13	-	-	11	32,056	.2													
5-M.	-	101	273	330	1,089	3,123	12,674	29,672	47,270	6,114	137	1	-	-	-	100,764	.7													
6-0.L.M.	-	35	105	163	1,012	3,780	9,332	20,520	16,352	385	17	-	-	-	-	51,701	.4													
Total.	-	155	620	651	2,639	7,952	27,011	61,196	77,588	10,141	286	24	-	-	11	188,256	1.3													
Below Grade. . .	55	2,166	6,909	401	10,431	7,665	8,682	1,449	260	46	1	-	1	-	-	37,665	.3													
All grades. . .	4,393	259,146	916,387	839,732	1,031,160	887,074	2,034,418	3,264,762	2,992,690	996,762	280,074	154,561	24,995	6,520	4,111	13,536,993	100.0													
All grades. . .	Percent	Percent	Percent	Percent	Percent	Percent	Percent	Percent	Percent	Percent	Percent	Percent	Percent	Percent	Percent	Percent	Percent	Percent	Percent	Percent	Percent	Percent	Percent	Percent	Percent	Percent	Percent	Percent	Percent	
	*	1.9	6.7	6.2	7.6	6.5	19.0	24.1	21.4	7.3	1.9	1.1	.2	*	*	100.0														

/ / As reported by the Bureau of the Census.

* Less than 0.05 percent.

Percentage rough preparation. 0.7

Grade index. 95.6

Average staple length. 32.2

Table 1. -- Grade and staple length of upland cotton ginned in the United States, 1954-55 - Continued

Grade	3/4 inch and shorter	13/16 inch	7/8 inch	29/32 inch	15/16 inch	31/32 inch	1 inch	1-1/32 inches	1-1/16 inches	1-3/32 inches	1-1/8 inches	1-5/32 inches	1-3/16 inches	1-7/32 inches	1-1/4 inches and longer	All lengths
	Percent	Percent	Percent	Percent	Percent	Percent	Percent	Percent	Percent	Percent	Percent	Percent	Percent	Percent	Percent	
White:																
3-0.M.	-	0.2	0.2	0.3	0.4	0.3	0.1	0.1	0.3	0.8	1.2	2.6	1.7	0.8	0.4	0.3
4-0.M.	5.5	5.1	5.3	6.6	7.8	8.0	7.5	9.1	14.3	22.5	34.0	44.8	39.3	36.2	24.0	11.3
5-M.	15.0	22.4	27.0	32.6	34.3	36.0	35.6	36.6	39.5	32.0	39.5	39.8	47.2	49.0	51.4	36.0
6-3.L.M.	19.9	18.8	25.1	31.3	31.5	30.8	35.5	34.2	33.0	36.6	21.6	11.3	10.2	12.4	22.3	31.5
7-1.M.	5.4	4.1	6.3	6.6	7.7	9.7	12.3	10.2	7.9	6.1	2.9	1.1	9	5	6	8.6
8-3.S.O.	9	6	9	6	1.8	3.1	4.0	2.3	1.7	1.2	1	*	*	*	*	1.8
9-0.O.	2	3	3	1	.8	1.5	1.6	.5	1	*	*	*	*	*	*	.5
Total	46.9	51.5	65.7	78.3	84.3	89.4	91.6	95.0	95.8	98.3	99.3	99.6	99.3	98.9	99.5	90.0
Spotted:																
3-0.M.	-	.1	.1	*	.1	.1	.1	*	*	*	*	*	*	*	*	.1
4-0.M.	7.3	8.9	7.7	6.1	4.2	2.3	1.6	.9	.5	.2	.3	.2	.6	.9	.2	2.1
5-M.	14.7	18.3	15.4	10.9	5.4	2.8	2.0	1.1	.9	.3	.2	.1	.1	.2	*	3.4
6-3.L.M.	10.8	13.6	8.6	4.2	2.7	1.4	1.5	.7	.4	.1	.1	*	*	*	*	1.9
7-1.M.	9.2	4.0	1.4	.3	1.6	1.9	1.2	.3	.1	*	*	*	*	*	*	.7
Total	42.0	44.9	33.2	21.5	14.0	8.5	6.4	3.0	1.5	.6	.6	.3	.7	1.1	.2	8.2
Tinged:																
3-0.M.	-	-	-	-	*	*	*	*	-	-	-	-	-	-	-	*
4-0.M.	.4	.2	.1	*	*	*	*	*	*	*	*	*	*	*	*	*
5-M.	4.5	1.5	.2	*	*	*	*	*	*	*	*	*	*	*	*	.1
6-3.L.M.	3.9	.9	.1	*	.1	*	*	*	*	*	*	*	*	*	*	*
7-1.M.	.4	.1	*	*	.2	.2	.1	*	*	*	*	*	*	*	*	*
Total	9.2	2.7	.4	*	.3	.2	.1	*	*	*	*	*	*	*	*	.1
Yellow Stained:																
3-0.M.	-	-	-	-	-	-	-	-	-	-	-	-	-	-	-	-
4-0.M.	-	*	*	*	*	*	*	*	*	*	*	*	*	*	*	*
5-M.	.6	.1	*	*	*	*	*	*	*	*	*	*	*	*	*	*
Total	.6	.1	*	*	*	*	*	*	*	*	*	*	*	*	*	*
Gray:																
3-0.M.	-	-	*	-	*	*	*	.1	*	*	*	*	-	-	-	*
4-0.M.	-	*	*	*	*	.1	.2	.3	.5	.3	*	*	-	-	.3	.2
5-M.	-	*	*	*	.1	.4	.6	.9	1.6	.6	.1	*	-	-	-	.7
6-3.L.M.	-	*	*	*	.1	.4	.5	.6	.6	*	-	-	-	-	-	.4
Total	-	*	*	*	.2	.9	1.3	1.9	2.7	.9	.1	*	-	-	.3	1.3
Below Grade	1.3	.8	.7	*	1.0	.9	.4	*	*	*	*	-	*	-	-	.3
All grades	100.0	100.0	100.0	100.0	100.0	100.0	100.0	100.0	100.0	100.0	100.0	100.0	100.0	100.0	100.0	100.0

* Less than 0.05 percent.



Table 2. -- Grade and staple length of American-Egyptian cotton ginned by States and United States, 1954-55

Grade	Production							Percentages						
	1-9/32 inches and shorter	1-5/16 and 1-11/32 inches	1-3/8 and 1-13/32 inches	1-7/16 and 1-15/32 inches	1-1/2 and 1-17/32 inches	1-9/16 inches and longer	All lengths	1-9/32 inches and shorter	1-5/16 and 1-11/32 inches	1-3/8 and 1-13/32 inches	1-7/16 and 1-15/32 inches	1-1/2 and 1-17/32 inches	1-9/16 inches and longer	All lengths
	Bales	Bales	Bales	Bales	Bales	Bales	Bales	Percent	Percent	Percent	Percent	Percent	Percent	Percent
ARIZONA														
1	-	-	35	799	536	9	1,379	-	-	0.7	4.7	27.6	100.0	5.7
2	-	-	318	3,639	774	-	4,731	-	-	6.2	21.5	39.6	-	19.0
3	-	-	640	5,243	424	-	6,313	-	-	16.5	31.1	21.8	-	27.1
4	-	-	921	3,863	178	-	4,962	-	-	18.0	22.9	9.2	-	20.6
5	-	-	979	2,103	28	-	3,110	-	-	19.2	12.5	1.4	-	12.9
6	2	-	1,023	974	3	-	2,002	1.5	-	20.0	9.8	.2	-	8.3
7	5	-	606	227	-	-	838	3.8	-	11.9	1.3	-	-	3.5
8	10	-	237	37	-	-	290	12.2	-	4.5	.2	-	-	1.2
9	20	-	106	4	-	-	139	21.4	-	2.1	*	-	-	.6
10	80	-	38	-	-	-	118	61.1	-	.7	-	-	-	.5
All grades	131	-	5,109	16,869	1,943	9	24,061	100.0	-	100.0	100.0	100.0	100.0	100.0
NEW MEXICO														
1	-	-	-	31	334	-	365	-	-	-	2.7	12.4	-	8.9
2	-	-	66	593	1,966	1	2,206	-	-	30.6	47.5	96.8	100.0	94.1
3	-	-	75	413	699	-	1,177	-	-	34.6	35.5	25.5	-	20.9
4	-	-	28	127	71	-	226	-	-	13.0	10.9	2.6	-	5.5
5	-	-	20	33	15	-	68	-	-	9.3	2.8	.6	-	1.7
6	-	-	14	4	3	-	21	-	-	6.5	.3	.1	-	.5
7	-	-	10	1	-	-	11	-	-	4.6	.1	-	-	.3
8	-	-	3	2	-	-	5	-	-	1.4	.2	-	-	.1
9	-	-	-	-	-	-	-	-	-	-	-	-	-	-
10	-	-	-	-	-	-	-	-	-	-	-	-	-	-
All grades	-	-	216	1,164	2,698	1	4,079	-	-	100.0	100.0	100.0	100.0	100.0
TEXAS														
1	-	-	15	216	3,543	25	3,799	-	-	2.4	9.4	36.5	22.5	29.8
2	-	-	139	1,203	4,785	48	6,175	-	-	22.4	52.2	49.3	43.3	48.4
3	-	-	126	605	1,172	20	1,931	-	-	20.3	26.3	12.1	25.2	15.1
4	2	-	119	157	136	10	424	11.8	-	19.1	6.8	1.4	9.0	3.3
5	-	-	81	61	38	-	180	-	-	13.0	2.6	.4	-	1.4
6	3	-	82	35	19	-	139	17.6	-	13.2	1.5	.2	-	1.4
7	2	-	31	15	11	-	99	11.8	-	11.8	.7	.1	-	.5
8	3	-	22	8	-	-	33	17.6	-	3.5	.3	-	-	.3
9	1	-	7	4	1	-	13	5.9	-	1.1	.2	*	-	.1
10	6	-	-	-	-	-	6	35.3	-	-	-	-	-	*
All grades	17	-	622	2,304	9,705	111	12,759	100.0	-	100.0	100.0	100.0	100.0	100.0
GRAND TOTAL														
1	-	-	50	1,046	4,413	34	5,543	-	-	0.8	5.1	30.8	28.1	13.5
2	-	-	523	5,395	7,145	49	13,112	-	-	8.8	26.5	49.7	40.5	32.1
3	-	-	1,047	6,261	2,295	28	9,621	-	-	17.6	30.8	15.9	23.1	29.9
4	2	-	1,068	4,147	385	10	5,612	1.4	-	18.0	20.4	2.7	8.3	13.7
5	-	-	1,080	2,197	81	-	3,358	-	-	18.2	10.8	.6	-	8.2
6	5	-	1,119	1,013	25	-	2,157	3.4	-	18.8	5.0	.2	-	5.3
7	7	-	647	243	11	-	908	4.7	-	10.9	1.2	.1	-	2.2
8	10	-	262	47	-	-	328	12.8	-	4.4	.2	-	-	.8
9	20	-	113	8	1	-	151	19.6	-	1.9	*	*	-	.4
10	86	-	38	-	-	-	124	58.1	-	.6	-	-	-	.3
All grades	148	-	5,947	20,357	14,346	121	40,919	100.0	-	100.0	100.0	100.0	100.0	100.0

1/ As reported by the Bureau of the Census, running bales.
* Less than 0.05 percent.

Table 3. -- Grade and staple length of upland cotton ginned in the United States, during specified periods, 1954-55

Grade and staple length	Prior to Sept. 1	September	October	November	After Nov. 30	Total Crop	Prior to Sept. 1	September	October	November	After Nov. 30	Total Crop
	Bales	Bales	Bales	Bales	Bales	Bales	Percent	Percent	Percent	Percent	Percent	Percent
White:												
3-0.M.	9,694	24,064	7,294	1,960	11	42,581	0.6	0.6	0.2	0.1	*	0.3
4-5.M.	293,794	908,146	295,398	122,498	11,340	1,531,136	17.3	20.2	7.4	4.5	1.0	11.3
5-M.	924,399	2,027,975	1,331,549	532,221	82,974	4,889,108	53.9	50.8	33.4	19.3	7.2	36.0
6-8.L.M.	375,713	881,285	1,630,674	1,169,207	219,417	4,276,296	22.2	22.1	40.8	42.6	19.0	31.5
7-L.M.	59,614	106,507	369,581	452,935	184,365	1,173,002	3.5	2.7	9.3	16.5	16.0	8.6
8-9.0.0.	6,415	8,539	32,669	90,808	101,357	239,788	.4	.2	.8	3.3	8.8	1.8
9-0.0.	525	676	1,854	11,467	59,294	73,776	*	*	*	.4	5.2	.5
Total.	1,660,074	3,857,192	3,668,999	2,380,704	698,718	12,225,687	97.9	96.6	91.9	86.7	57.2	90.0
Spotted:												
3-0.M.	262	3,182	2,461	844	105	6,854	*	.1	.1	*	*	.1
4-5.M.	12,244	71,948	126,483	70,174	8,515	289,264	.7	1.8	3.2	2.6	.7	2.1
5-M.	12,798	47,572	122,366	168,436	106,508	457,660	.8	1.2	3.1	6.1	9.3	3.4
6-8.L.M.	3,044	7,594	42,447	72,267	130,087	255,439	.2	.2	1.1	2.6	11.3	1.9
7-L.M.	399	1,561	6,169	16,888	70,622	95,639	*	*	.2	.6	6.1	.7
Total.	28,747	131,757	299,526	328,609	315,837	1,104,876	1.7	3.3	7.7	11.9	27.4	8.2
Tinged:												
3-0.M.	7	20	-	-	-	27	*	*	-	-	-	*
4-5.M.	208	94	80	310	924	1,616	*	*	*	*	.1	*
5-M.	94	141	253	1,060	5,633	7,181	*	*	*	*	.5	.1
6-8.L.M.	100	40	111	352	5,405	6,008	*	*	*	*	.5	*
7-L.M.	90	77	19	361	4,801	5,366	*	*	*	*	.4	*
Total.	499	372	463	2,103	16,763	20,200	*	*	*	*	1.5	.1
Yellow Stained:												
3-0.M.	-	-	-	-	-	-	-	-	-	-	-	-
4-5.M.	-	-	-	-	19	19	-	-	-	-	*	*
5-M.	-	-	12	29	228	269	-	-	*	*	*	*
Total.	-	-	12	29	247	288	-	-	*	*	*	*
Gray:												
3-0.M.	75	188	2,071	806	575	3,715	*	*	.1	*	.1	*
4-5.M.	1,606	1,770	4,325	9,213	15,142	32,056	.1	*	.1	.3	1.3	.2
5-M.	2,699	2,795	9,825	21,387	64,118	100,784	.2	.1	.2	.8	5.6	.7
6-8.L.M.	905	197	1,301	4,823	44,475	51,701	.1	*	*	.4	3.9	.4
Total.	5,285	4,910	17,522	36,229	124,310	188,256	.4	.1	.4	1.3	10.9	1.3
Below Grade.												
	175	57	650	2,839	33,965	37,686	*	*	*	.1	3.0	.3
All grades.	1,694,780	3,994,288	3,987,572	2,750,513	1,149,840	13,576,993	100.0	100.0	100.0	100.0	100.0	100.0
Grade index.	98.6	98.9	95.7	92.9	85.2	95.6	-	-	-	-	-	-
Staple length (inches)												
13/16 and shorter. . .	6,014	66,474	57,866	58,636	74,549	263,539	.4	1.7	1.5	2.1	6.5	1.9
7/8	54,920	208,772	213,528	255,873	183,294	916,387	3.2	5.2	5.4	9.3	16.0	6.7
29/32.	85,646	182,299	208,770	276,111	86,906	839,732	5.1	4.6	5.2	10.0	7.6	6.2
15/16.	179,179	209,711	282,619	274,417	85,234	1,031,160	10.6	5.3	7.1	10.0	7.4	7.6
31/32.	243,115	193,991	226,018	142,989	81,361	887,074	14.3	4.9	5.7	5.2	7.1	6.5
1	394,540	612,180	524,642	327,949	175,107	2,034,418	23.3	15.3	13.2	12.0	15.2	15.0
1-1/32	463,261	1,164,248	920,323	472,223	244,707	3,264,762	27.2	29.0	22.9	17.2	21.2	24.1
1-1/16	235,798	1,078,573	900,550	486,359	191,610	2,892,890	14.0	27.0	22.5	17.7	16.7	21.4
1-3/32	27,334	182,082	424,501	337,221	25,224	996,762	1.6	4.6	10.7	12.3	2.2	7.3
1-1/8	3,260	51,915	114,507	88,679	1,313	260,074	.2	1.3	2.9	3.2	.1	1.9
1-5/32	876	38,308	90,365	24,738	274	154,561	.1	1.0	2.3	.9	*	1.1
1-3/16	730	4,376	15,732	4,103	54	24,995	*	.1	.4	.1	*	.2
1-7/32	83	974	4,446	906	119	6,528	*	*	.1	*	*	*
1-1/4 and longer. . . .	24	385	2,905	709	88	4,111	*	*	.1	*	*	*
All lengths.	1,694,780	3,994,288	3,987,572	2,750,513	1,149,840	13,576,993	100.0	100.0	100.0	100.0	100.0	100.0
Average staple length (32nd inches)	32.0	32.5	32.6	32.0	31.1	32.2	-	-	-	-	-	-

1/ As reported by the Bureau of the Census, running bales.

* Less than 0.05 percent.

Table 4. -- Grade and staple length of American-Egyptian cotton ginned in the United States during specified periods, 1954-55

Grade and Staple length	Ginnings					
	Prior to Sept. 1	September	October	November	After Nov. 30	Total Crop
<u>Grade</u>	<u>Bales</u>	<u>Bales</u>	<u>Bales</u>	<u>Bales</u>	<u>Bales</u>	<u>Bales</u>
1	-	61	3,561	1,717	204	5,543
2	10	322	3,767	6,754	2,259	13,112
3	2	297	2,026	3,977	3,319	9,621
4	-	84	1,161	1,564	2,803	5,612
5	-	6	421	1,010	1,921	3,358
6	-	1	117	524	1,520	2,162
7	-	-	78	178	652	908
8	-	1	45	62	220	328
9	-	-	20	14	117	151
10	-	-	1	11	112	124
All grades ^{1/}	12	772	11,197	15,811	13,127	40,919
<u>Staple length</u> (inches)						
1-9/32 and shorter . . .	-	1	-	6	141	148
1-5/16 and 1-11/32 . . .	-	-	-	-	-	-
1-3/8 and 1-13/32 . . .	-	71	442	1,439	3,995	5,947
1-7/16 and 1-15/32 . . .	12	519	3,882	7,843	8,101	20,357
1-1/2 and 1-17/32 . . .	-	164	6,788	6,506	888	14,346
1-9/16 and longer . . .	-	17	85	17	2	121
All lengths ^{1/}	12	772	11,197	15,811	13,127	40,919
<u>Grade</u>	<u>Percent</u>	<u>Percent</u>	<u>Percent</u>	<u>Percent</u>	<u>Percent</u>	<u>Percent</u>
1	-	7.9	31.8	10.9	1.6	13.5
2	83.3	41.7	33.6	42.6	17.2	32.1
3	16.7	38.5	18.1	25.2	25.2	23.5
4	-	10.9	10.4	9.9	21.4	13.7
5	-	.8	3.8	6.4	14.6	8.2
6	-	.1	1.0	3.3	11.6	5.3
7	-	-	.7	1.1	4.9	2.2
8	-	.1	.4	.4	1.7	.8
9	-	-	.2	.1	.9	.4
10	-	-	*	.1	.9	.3
All grades	100.0	100.0	100.0	100.0	100.0	100.0
<u>Staple length</u> (inches)						
1-9/32 and shorter . . .	-	0.1	-	*	1.1	0.4
1-5/16 and 1-11/32 . . .	-	-	-	-	-	-
1-3/8 and 1-13/32 . . .	-	9.2	3.9	9.1	30.4	14.5
1-7/16 and 1-15/32 . . .	100.0	67.3	34.7	49.7	61.7	49.7
1-1/2 and 1-17/32 . . .	-	21.2	60.6	41.1	6.8	35.1
1-9/16 and longer . . .	-	2.2	.8	.1	*	.3
All lengths	100.0	100.0	100.0	100.0	100.0	100.0

^{1/} Running bales, reported by the Bureau of the Census.

* Less than 0.05 percent.

Table 5. - Grade of upland cotton ginned in the United States, by States, crops of 1952-54 - Continued

STATE	YEAR	WHITE				SPOTTED				TIMED				YELLOW STAINED	GRAY	SLOW GRASS	TOTAL					
		Percent	Percent	Percent	Percent	Percent	Percent	Percent	Percent	Percent	Percent	Percent	Percent					Percent	Percent	Percent	Percent	
		ON	SM	M	SEM	LM	300	60	OM	SM	M	SEM	LM	OM	SM	M	SEM	LM	LM	LM		
Alabama	1952	0.1	6.5	50.9	31.0	4.0	0.3			2.5	3.2	1.0	0.2								0.1	100.0
	1953	-	1	6.9	44.2	37.3	6.5	0.1		1.3	1.9	0.7	0.1									100.0
	1954	-	3	12.3	47.7	25.9	3.6	0.3		3.8	4.0	1.6	0.3									100.0
Arizona	1952	-	2	10.5	34.5	27.7	9.7	1.7	4	4.1	5.6	2.9	1.1			0.3	1.2	0.1			0.5	100.0
	1953	-	3	19.4	44.6	23.0	3.6	0.8		1.3	2.5	2.0	1.2			1.1	1.1	0.1			0.3	100.0
	1954	-	1	8.0	41.2	34.5	7.4	2.2	1.1	0.4	0.7	1.0	0.9								0.4	100.0
Arkansas	1952	-	5	8.6	54.8	21.5	3.1	1.0	2	1.9	2.6	2.1	2.5			1.1	1.1	0.4			0.2	100.0
	1953	-	3	15.7	51.9	20.6	6.1	1.9	3	1.3	1.5	1.8	0.8			0.2	0.2	0.2			0.8	100.0
	1954	-	2	9.4	36.7	30.1	14.0	3.4	5	3.4	3.2	1.4	1.8			1.2	1.4	1.1			1.4	100.0
California	1952	-	2	8.1	23.5	34.6	19.9	5.0	1.7	2	1.0	1.1	0.9								3.2	100.0
	1953	-	2	9.9	23.7	33.8	16.4	5.9	1.6	2	1.6	1.5	0.5								6.0	100.0
	1954	-	5	14.3	20.7	36.1	10.5	3.5	2.7	1.1	2.2	1.2	1.2								8.7	100.0
Florida	1952	-	4	43.0	42.8	5.2	0.5			3.4	3.4	0.8	0.1								0.4	100.0
	1953	-	0	34.0	46.1	9.4	0.9			2.5	3.3	0.7	0.1								2.0	100.0
	1954	-	1	10.3	40.4	34.2	3.6	0.2		0.9	1.0	0.2	0.1									100.0
Georgia	1952	-	2	3.6	40.0	42.8	6.1	0.6	0.1	1.6	2.0	0.5	0.1								0.4	100.0
	1953	-	3	3.3	34.5	38.5	13.6	1.9	0.2	1.4	2.8	0.9	0.2								0.4	100.0
	1954	-	0	10.0	50.4	30.6	4.1	0.3		1.1	2.2	1.6	0.3								0.2	100.0
Louisiana	1952	-	2.4	22.3	48.4	20.7	2.4	0.1		1.2	1.1	0.6	0.6								1.1	100.0
	1953	-	3	14.5	36.7	31.3	13.2	1.3	3	1.3	1.8	0.6	0.4								1.1	100.0
	1954	-	1	9.6	35.5	36.1	11.4	1.0	2	1.2	2.7	1.2	0.3								0.6	100.0
Mississippi	1952	-	2.0	22.8	50.5	19.0	2.6	0.3		0.8	0.9	0.4	0.2								0.5	100.0
	1953	-	3	22.5	46.8	22.2	5.8	0.7	1.1	1.1	1.2	1.1	0.2								0.2	100.0
	1954	-	6	16.4	36.7	30.9	10.3	1.6	3	1.7	0.9	0.6	0.2								0.6	100.0
Missouri	1952	-	1	7.4	48.1	16.9	6.0	3.7	0.3	1.8	0.1	3.7	3.4								0.1	100.0
	1953	-	3	34.6	32.9	16.7	7.8	2.6	0.5	1.1	2	0.4	1.1	0.2							2.3	100.0
	1954	-	2	14.7	20.7	30.6	21.6	5.0	0.4	1.1	1.4	2.0	2.4								2.4	100.0
New Mexico	1952	-	1.9	32.7	36.8	11.4	2.3	1.2	0.3	2.7	5.1	3.3	1.5								0.3	100.0
	1953	-	3.0	37.1	23.8	13.4	6.5	3.5	0.8	2.6	2.1	3.7	2.4								0.3	100.0
	1954	-	6	19.0	34.1	24.9	7.9	1.5	0.5	1.1	1.5	3.5	3.4	2.2							0.3	100.0
North Carolina	1952	-	2.1	17.1	54.4	20.0	0.9			1.2	1.9	0.7	0.2			0.1	0.1	0.1			1.0	100.0
	1953	-	2	2.9	15.8	35.5	13.3	1.0	1.1	4.1	2.8	0.2	0.1								4.0	100.0
	1954	-	0	9.0	30.2	44.0	6.7	2.1	0.4	0.9	0.5	0.2	0.1								2.7	100.0
Oklahoma	1952	-	3	6.1	25.1	16.7	2.3	0.2		0.4	22.9	19.0	3.3	0.3		1.5	1.4	0.2			0.2	100.0
	1953	-	1	7.7	14.1	16.1	25.1	5.3	0.5	1.8	10.7	6.1	6.3	1.4		0.2	0.3	0.1			1.1	100.0
	1954	-	1	8.6	31.6	19.3	4.6	0.5	1.1	14.2	16.0	3.9	0.3			0.1	0.3	0.1			0.1	100.0
South Carolina	1952	-	2.4	20.3	44.3	10.9	1.8	0.2		0.6	0.4	0.2	0.2								0.6	100.0
	1953	-	1	6.6	34.7	37.3	14.9	0.8		1.3	1.4	1.1	0.2								2.8	100.0
	1954	-	1	6.6	45.4	36.2	7.8	1.0	1.1	2	1.1	0.5	0.2								0.7	100.0
Tennessee	1952	-	1	8.2	54.5	22.8	4.4	1.7	0.1	0.6	3.3	2.2	1.7								0.2	100.0
	1953	-	2	17.1	36.3	15.3	6.6	3.1	0.3	1.1	1.1	0.6	0.6								0.1	100.0
	1954	-	1	6.6	41.5	36.2	6.1	2.7	0.2	1.5	1.9	1.1	0.8								0.1	100.0
Texas	1952	-	4	9.1	28.8	18.8	5.3	0.9		7.8	19.3	7.3	0.9			0.2	0.5	0.1			0.2	100.0
	1953	-	3	7.6	25.8	19.3	22.4	6.2	0.5	2	3.1	4.3	7.9	2.0							0.2	100.0
	1954	-	5	9.9	36.6	29.1	6.2	0.6	0.1	4.2	7.5	4.1	0.7								0.2	100.0
Virginia	1952	-	1.1	8.4	35.4	0.5	0.4			0.2	0.9	0.5	0.2								1.6	100.0
	1953	-	3	10.5	71.0	13.5	0.9	0.3		7	0.9										1.3	100.0
	1954	-	1.0	26.3	53.6	7.6	3.8	1.1		0.2	2.0	3.1	0.8								0.5	100.0
All other 5/	1952	-	1	18.1	47.6	15.0	2.3	0.9		1.5	7.4	3.5	3.1								0.5	100.0
	1953	-	30.2	52.1	12.0	2.3	1.5	0.1		0.7	2.2	1.1	0.5								0.3	100.0
	1954	-	2.6	32.7	48.2	6.3	0.6			4	2.4	3.5	2.5								0.4	100.0
All States	1952	-	6	10.7	37.7	26.1	7.0	1.4	0.3	1.1	3.4	6.8	2.8	0.9		0.1	0.2	0.1			0.7	100.0
	1953	-	4	12.9	36.1	25.7	13.3	0.5	1.1	1.6	2.1	2.7	0.9								1.2	100.0
	1954	-	3	11.3	36.0	31.5	8.6	1.8	0.5	2.1	3.4	1.9	0.7								3.3	100.0

1/ Includes all grades.

2/ Bales that are lower in grade than the lowest official standard for the corresponding color group.

3/ As reported by the Bureau of the Census, running bales.

4/ Includes Illinois and Kentucky.

5/ Less than 0.05 percent.

Table 7. Grade index and average staple length of upland cotton ginned in the United States, by States, crops of 1950-54

State	Grade index ^{1/}					Average staple length ^{2/}				
	1950	1951	1952	1953	1954	1950	1951	1952	1953	1954
	Index	Index	Index	Index	Index	32d inches	32d inches	32d inches	32d inches	32d inches
Alabama	95.9	96.2	97.2	96.5	97.6	33.5	32.9	32.1	33.0	32.2
Arizona	99.6	92.9	95.3	97.5	95.3	33.3	33.3	33.5	33.5	33.4
Arkansas	92.7	93.2	96.9	97.3	94.7	33.5	33.4	33.0	33.3	32.7
California	93.3	93.1	92.3	92.4	92.8	33.8	33.7	34.1	33.9	34.2
Florida	97.2	96.5	96.1	94.9	97.6	33.8	32.8	32.1	33.0	32.5
Georgia	96.0	95.6	95.9	94.4	97.6	33.2	32.5	31.9	32.8	31.9
Louisiana	97.4	95.2	99.0	96.0	95.6	34.0	33.8	33.7	33.8	33.0
Mississippi	95.1	96.9	99.2	98.4	96.5	34.3	33.8	33.5	33.9	33.4
Missouri	89.4	90.3	95.2	97.7	92.7	33.0	33.4	33.7	33.3	33.4
New Mexico	97.5	95.1	98.5	97.1	95.9	34.2	33.3	34.5	34.5	34.7
North Carolina	94.2	93.7	93.0	93.7	95.2	33.0	33.3	32.8	32.7	33.0
Oklahoma	93.3	91.2	96.1	91.8	96.2	29.9	28.8	28.4	29.8	28.9
South Carolina	93.7	94.4	93.8	95.1	96.4	33.3	33.0	31.9	33.0	32.7
Tennessee	93.6	94.3	96.8	97.8	96.0	33.2	33.3	33.3	33.1	32.6
Texas	95.0	93.1	95.1	91.9	96.0	30.5	30.2	29.7	30.4	30.3
Virginia	92.2	92.9	91.4	93.1	93.5	32.7	33.7	33.2	32.6	33.0
All other ^{3/}	88.6	88.7	97.3	99.5	94.5	33.0	33.3	33.8	33.8	33.7
United States	94.7	94.0	95.8	95.0	95.6	32.6	32.4	32.3	32.6	32.2

^{1/} Computed by weighting the quantity in each grade by the 1937-39 average price per pound for such grade of 15/16 inch staple. Converted to an index with Middling White equaling 100.

^{2/} Averages calculated on numerical equivalents of the staple-length designations (for example, 29/32" = 29).

^{3/} Includes Illinois and Kentucky.

Table 8. - Preparation of upland cotton ginned in the United States, during specified periods, by States, 1954-55

Ginning period	Shorter than 1-1/8 inches				1-1/8 inches and longer				All lengths			
	Normal	Rough	Gin Cut	Total	B	C	Gin Cut	Total	Normal and B	Rough and C	Gin Cut	Total 1/
	Sales	Sales	Sales	Sales	Sales	Sales	Sales	Sales	Sales	Sales	Sales	Sales
ALABAMA												
Prior to Sept. 1 . . .	148,173	1,313	-	149,486	-	-	-	-	148,173	1,313	-	149,486
During September . . .	404,611	3,380	-	407,991	10	-	-	10	404,621	3,380	-	408,001
During October . . .	162,711	1,304	-	164,015	13	-	-	13	162,724	1,304	-	164,028
During November . . .	14,061	68	-	14,129	9	-	-	9	14,070	68	-	14,138
After November 30 . . .	3,460	-	-	3,460	24	-	-	24	3,484	-	-	3,484
All periods . . .	733,016	6,065	-	739,081	56	-	-	56	733,072	6,065	-	739,137
ARIZONA												
Prior to Sept. 1 . . .	22,153	351	-	22,504	109	1	-	110	22,262	352	-	22,614
During September . . .	79,298	1,077	-	80,375	3,742	15	-	3,757	83,040	1,092	-	84,132
During October . . .	234,279	984	-	235,263	14,959	8	-	14,967	249,238	992	-	250,230
During November . . .	289,081	3,045	3	291,129	6,958	-	-	6,958	294,639	3,045	3	297,687
After November 30 . . .	214,147	6,407	47	220,601	193	-	-	193	214,340	6,407	47	220,794
All periods . . .	837,958	11,864	50	849,872	25,561	24	-	25,585	863,519	11,888	50	875,457
ARKANSAS												
Prior to Sept. 1 . . .	3,967	42	-	4,009	-	-	-	-	3,967	42	-	4,009
During September . . .	556,665	2,645	-	559,310	1,062	-	-	1,062	557,727	2,645	-	560,372
During October . . .	471,639	2,209	9	473,857	562	8	-	570	472,201	2,217	9	474,427
During November . . .	262,640	224	50	262,914	92	-	-	92	262,732	224	50	263,006
After November 30 . . .	45,443	-	-	45,443	-	-	-	-	45,443	-	-	45,443
All periods . . .	1,340,354	5,120	59	1,345,533	1,716	8	-	1,724	1,342,070	5,128	59	1,347,257
CALIFORNIA												
Prior to Sept. 1 . . .	3,931	29	-	3,960	21	-	-	21	3,952	29	-	3,981
During September . . .	50,383	149	-	50,532	960	12	-	972	51,343	161	-	51,504
During October . . .	527,577	169	1	527,747	17,652	4	-	17,656	545,229	173	1	545,403
During November . . .	509,328	2,025	4	511,357	26,950	18	-	26,968	536,278	2,043	4	538,325
After November 30 . . .	369,539	2,594	20	372,153	304	-	-	304	369,843	2,594	20	372,457
All periods . . .	1,460,758	4,966	25	1,465,749	45,887	34	-	45,921	1,506,645	5,000	25	1,511,670
FLORIDA												
Prior to Sept. 1 . . .	11,695	201	-	11,896	-	-	-	-	11,695	201	-	11,896
During September . . .	3,482	108	-	3,590	-	-	-	-	3,482	108	-	3,590
During October . . .	417	-	-	417	-	-	-	-	417	-	-	417
During November . . .	308	-	-	308	-	-	-	-	308	-	-	308
After November 30 . . .	327	-	-	327	-	-	-	-	327	-	-	327
All periods . . .	16,229	309	-	16,538	-	-	-	-	16,229	309	-	16,538
GEORGIA												
Prior to Sept. 1 . . .	218,265	3,401	-	221,666	-	-	-	-	218,265	3,401	-	221,666
During September . . .	259,414	3,275	-	262,689	10	-	-	10	259,424	3,275	-	262,699
During October . . .	110,694	1,013	-	111,707	11	-	-	11	110,705	1,013	-	111,718
During November . . .	14,429	54	-	14,483	-	-	-	-	14,429	54	-	14,483
After November 30 . . .	4,247	43	-	4,290	-	-	-	-	4,247	43	-	4,290
All periods . . .	607,049	7,786	-	614,835	21	-	-	21	607,070	7,786	-	614,856
ILLINOIS												
Prior to Sept. 1 . . .	-	-	-	-	-	-	-	-	-	-	-	-
During September . . .	474	-	-	474	19	-	-	19	493	-	-	493
During October . . .	982	4	-	986	25	-	-	25	1,007	4	-	1,011
During November . . .	1,027	-	-	1,027	-	-	-	-	1,027	-	-	1,027
After November 30 . . .	193	-	-	193	-	-	-	-	193	-	-	193
All periods . . .	2,676	4	-	2,680	44	-	-	44	2,720	4	-	2,724
KENTUCKY												
Prior to Sept. 1 . . .	-	-	-	-	-	-	-	-	-	-	-	-
During September . . .	2,790	48	-	2,838	111	10	-	121	2,901	58	-	2,959
During October . . .	3,142	18	-	3,160	19	-	-	19	3,161	18	-	3,179
During November . . .	1,887	4	-	1,891	-	-	-	-	1,887	4	-	1,891
After November 30 . . .	243	-	-	243	-	-	-	-	243	-	-	243
All periods . . .	8,062	70	-	8,132	130	10	-	140	8,192	80	-	8,272
LOUISIANA												
Prior to Sept. 1 . . .	75,556	6,982	-	82,538	42	21	-	63	75,598	7,003	-	82,601
During September . . .	251,039	1,519	-	252,558	2,374	130	-	2,504	253,413	1,649	-	255,062
During October . . .	162,959	246	-	163,205	885	14	-	899	163,844	260	-	164,104
During November . . .	55,300	-	-	55,300	87	-	-	87	55,387	-	-	55,387
After November 30 . . .	4,439	-	-	4,439	-	-	-	-	4,439	-	-	4,439
All periods . . .	549,293	8,747	-	558,040	3,388	165	-	3,553	552,681	8,912	-	561,593
MISSISSIPPI												
Prior to Sept. 1 . . .	88,944	1,243	-	90,187	690	8	-	698	89,634	1,251	-	90,885
During September . . .	723,268	5,067	9	728,344	12,049	146	-	12,195	735,317	5,213	9	740,539
During October . . .	484,532	2,931	19	487,482	6,316	82	-	6,398	490,848	3,013	19	493,880
During November . . .	208,883	143	-	209,026	385	9	-	394	209,268	152	-	209,420
After November 30 . . .	29,299	11	-	29,310	-	-	-	-	29,299	11	-	29,310
All periods . . .	1,534,926	9,395	28	1,544,349	19,440	245	-	19,685	1,554,366	9,640	28	1,564,034

1/ See footnote at end of table.

Table 8. - Preparation of upland cotton ginned in the United States, during specified periods, by States, 1954-55 - Continued

Ginning period	Shorter than 1-1/8 inches				1-1/8 inches and longer				All lengths			
	Normal	Rough	Gin Cut	Total	B	C	Gin Cut	Total	Normal and B	Rough and C	Gin Cut	Total 1/
	Bales	Bales	Bales	Bales	Bales	Bales	Bales	Bales	Bales	Bales	Bales	Bales
MISSOURI												
Prior to Sept. 1 . . .	-	-	-	-	-	-	-	-	-	-	-	-
During September . . .	179,520	60	-	179,580	526	-	-	526	180,046	60	-	180,106
During October . . .	168,484	120	-	168,604	116	-	-	116	168,600	120	-	168,720
During November . . .	88,778	51	-	88,829	13	-	-	13	88,791	51	-	88,842
After November 30 . .	18,331	-	-	18,331	-	-	-	-	18,331	-	-	18,331
All periods . . .	455,113	231	-	455,344	655	-	-	655	455,768	231	-	455,999
NEW MEXICO												
Prior to Sept. 1 . . .	-	-	-	-	-	-	-	-	-	-	-	-
During September . . .	12,248	18	-	12,266	30,465	95	-	30,520	42,713	73	-	42,786
During October . . .	37,404	282	-	37,686	80,850	879	1	81,730	118,254	1,161	1	119,416
During November . . .	63,972	415	-	64,387	36,638	203	-	36,841	100,610	618	-	101,228
After November 30 . .	27,494	510	6	28,010	686	8	-	694	28,190	518	6	28,704
All periods . . .	141,118	1,225	6	142,349	148,639	1,145	1	149,785	289,757	2,370	7	292,134
NORTH CAROLINA												
Prior to Sept. 1 . . .	-	-	-	-	-	-	-	-	-	-	-	-
During September . . .	178,926	619	-	179,545	399	11	-	410	179,325	630	-	179,955
During October . . .	151,634	123	-	151,757	131	-	-	131	151,765	123	-	151,888
During November . . .	37,014	21	-	37,035	-	-	-	-	37,014	21	-	37,035
After November 30 . .	16,208	-	-	16,208	-	-	-	-	16,208	-	-	16,208
All periods . . .	383,782	763	-	384,545	530	11	-	541	384,312	774	-	385,086
OKLAHOMA												
Prior to Sept. 1 . . .	-	-	-	-	-	-	-	-	-	-	-	-
During September . . .	71,558	162	-	71,720	102	-	-	102	71,660	162	-	71,822
During October . . .	138,428	500	-	138,928	-	-	-	-	138,428	500	-	138,928
During November . . .	69,838	331	-	70,169	-	-	-	-	69,838	331	-	70,169
After November 30 . .	7,798	80	13	7,891	-	-	-	-	7,798	80	13	7,891
All periods . . .	287,622	1,103	13	288,738	102	-	-	102	287,724	1,103	13	288,840
SOUTH CAROLINA												
Prior to Sept. 1 . . .	88,086	148	-	88,234	-	-	-	-	88,086	148	-	88,234
During September . . .	263,797	1,839	-	265,636	413	-	-	413	264,210	1,839	-	266,049
During October . . .	124,164	340	-	124,504	678	-	-	678	124,842	340	-	125,182
During November . . .	29,595	21	-	29,576	115	-	-	115	29,670	21	-	29,691
After November 30 . .	11,455	14	-	11,469	-	-	-	-	11,455	14	-	11,469
All periods . . .	517,097	2,362	-	519,419	1,206	-	-	1,206	518,263	2,362	-	520,625
TENNESSEE												
Prior to Sept. 1 . . .	-	-	-	-	-	-	-	-	-	-	-	-
During September . . .	231,003	1,218	-	232,221	1,799	65	-	1,864	232,802	1,283	-	234,085
During October . . .	203,930	647	9	204,586	307	-	-	307	204,237	647	9	204,893
During November . . .	87,086	48	-	87,134	60	12	-	72	87,146	60	-	87,206
After November 30 . .	7,817	-	-	7,817	-	-	-	-	7,817	-	-	7,817
All periods . . .	529,836	1,933	9	531,758	2,166	77	-	2,243	532,002	1,990	9	534,001
TEXAS												
Prior to Sept. 1 . . .	1,006,844	8,483	-	1,015,327	4,062	19	-	4,081	1,010,906	8,502	-	1,019,408
During September . . .	604,680	1,995	-	606,675	40,825	648	-	41,473	645,505	2,643	-	648,148
During October . . .	756,319	2,986	24	759,329	103,092	1,743	-	104,835	859,411	4,729	24	864,164
During November . . .	885,503	5,737	55	891,295	47,468	518	-	47,986	932,971	6,255	55	939,281
After November 30 . .	372,644	4,597	41	377,282	626	7	-	633	373,270	4,604	41	377,915
All periods . . .	3,625,990	23,798	120	3,649,908	196,073	2,935	-	199,008	3,622,063	26,733	120	3,648,916
VIRGINIA												
Prior to Sept. 1 . . .	-	-	-	-	-	-	-	-	-	-	-	-
During September . . .	1,936	50	-	1,986	-	-	-	-	1,936	50	-	1,986
During October . . .	5,897	57	-	5,954	-	-	-	-	5,897	57	-	5,954
During November . . .	1,389	-	-	1,389	-	-	-	-	1,389	-	-	1,389
After November 30 . .	525	-	-	525	-	-	-	-	525	-	-	525
All periods . . .	9,747	107	-	9,854	-	-	-	-	9,747	107	-	9,854
UNITED STATES												
Prior to Sept. 1 . . .	1,667,614	22,193	-	1,689,807	4,924	49	-	4,973	1,672,538	22,242	-	1,694,780
During September . . .	3,875,092	23,229	9	3,898,330	94,866	1,092	-	95,958	3,969,958	24,321	9	3,994,288
During October . . .	3,745,162	13,963	62	3,759,217	225,616	2,738	1	228,355	3,970,808	16,701	63	3,987,572
During November . . .	2,619,079	12,187	112	2,631,378	118,375	760	-	119,135	2,737,454	12,947	112	2,750,513
After November 30 . .	1,133,609	14,256	127	1,147,992	1,833	15	-	1,848	1,135,442	14,271	127	1,149,840
All periods . . .	13,040,586	85,828	310	13,126,724	445,614	4,654	1	450,269	13,486,200	90,482	311	13,576,993

1/ As reported by the Bureau of the Census, running bales.

Table 9. Tenderability of upland cotton ginned, by States, 1954-55

State	Tenderable 1/		Untenderable		Total crop 2/	
	Bales	Pct.	Bales	Pct.	Bales	Pct.
Alabama	686,759	92.9	52,378	7.1	739,137	100.0
Arizona	575,367	65.7	300,090	34.3	875,457	100.0
Arkansas	1,214,437	90.1	132,820	9.9	1,347,257	100.0
California	1,046,006	69.2	465,664	30.8	1,511,670	100.0
Florida	15,783	95.4	755	4.6	16,538	100.0
Georgia	591,320	96.2	23,536	3.8	614,856	100.0
Illinois	2,270	83.3	454	16.7	2,724	100.0
Kentucky	7,539	91.1	733	8.9	8,272	100.0
Louisiana	518,965	92.4	42,628	7.6	561,593	100.0
Mississippi	1,484,756	94.9	79,278	5.1	1,564,034	100.0
Missouri	400,094	87.7	55,905	12.3	455,999	100.0
New Mexico	226,192	77.4	65,942	22.6	292,134	100.0
North Carolina	361,131	93.8	23,955	6.2	385,086	100.0
Oklahoma	200,022	69.3	88,818	30.7	288,840	100.0
South Carolina	502,519	96.5	18,106	3.5	520,625	100.0
Tennessee	494,765	92.7	39,236	7.3	534,001	100.0
Texas	3,170,421	82.4	678,495	17.6	3,848,916	100.0
Virginia	8,614	87.4	1,240	12.6	9,854	100.0
All States	11,506,960	84.8	2,070,033	15.2	13,576,993	100.0

1/ Tenderable in settlement of futures contracts.

2/ Running bales, reported by the Bureau of the Census.

Table 10. Tenderability of upland cotton ginned in the United States, 1943-54

Year	Tenderable 1/		Untenderable		Total crop 2/	
	Bales	Pct.	Bales	Pct.	Bales	Pct.
1943	8,933,451	80.7	2,135,082	19.3	11,068,533	100.0
1944	8,845,658	74.8	2,985,084	25.2	11,830,742	100.0
1945	6,256,298	71.0	2,553,087	29.0	8,809,385	100.0
1946	6,527,089	76.7	1,987,803	23.3	8,514,892	100.0
1947	9,197,081	79.6	2,358,849	20.4	11,555,930	100.0
1948	11,719,213	80.4	2,857,601	19.6	14,576,814	100.0
1949	11,791,158	74.1	4,113,544	25.9	15,904,702	100.0
1950	7,234,459	73.5	2,611,224	26.5	9,845,683	100.0
1951	10,793,023	71.8	4,232,480	28.2	15,025,503	100.0
1952	10,982,423	73.9	3,875,742	26.1	14,858,165	100.0
1953	13,691,670	84.2	2,560,929	15.8	16,252,599	100.0
1954	11,506,960	84.8	2,070,033	15.2	13,576,993	100.0

1/ Tenderable in settlement of futures contracts.

2/ Running bales, reported by the Bureau of the Census.

Table 11. -- Grade and staple length of upland cotton ginned in Alabama, 1954-55

Grade	13/16 inch and shorter		7/8 inch		29/32 inch		15/16 inch		31/32 inch		1 inch		1-1/32 inches		1-1/16 inches		1-3/32 inches		1-1/8 inches		1-5/32 inches		1-3/16 inches		1-7/32 inches		1-1/4 inches and longer		All lengths									
	Bales	Percent	Bales	Percent	Bales	Percent	Bales	Percent	Bales	Percent	Bales	Percent	Bales	Percent	Bales	Percent	Bales	Percent	Bales	Percent	Bales	Percent	Bales	Percent	Bales	Percent	Bales	Percent	Bales	Percent								
White:																																						
3-0.M.	11		25		177		359		657		671		243																									
4-3.M.	176		603		5,451		12,005		35,823		29,899		6,199																									
5-M.	206		1,323		10,864		43,156		134,180		112,642		38,319		1,450		13		9																			
6-S.L.M.	-		1,167		13,277		26,298		67,849		58,899		21,914		547		12		12																			
7-L.M.	42		328		3,487		4,982		10,237		5,550		1,247		10																							
8-3-0.	-		32		44		317		1,230		298		82																									
9-0-0.	-		29		86		-		138		90		49																									
Total	435		3,402		5,195		41,715		87,117		250,114		208,009		66,003		2,122		21		25		21															
Spotted:																																						
3-0.M.	-		-		29		61		67		11																											
4-3.M.	22		141		259		2,455		4,667		11,381		7,429		1,505		20																					
5-M.	22		603		498		3,741		6,163		11,331		5,602		1,506		29		10																			
6-S.L.M.	32		343		251		2,828		2,331		4,520		1,384		187																							
7-L.M.	-		104		73		575		367		580		134		118																							
Total	76		1,191		1,081		9,628		13,617		27,873		14,616		3,327		49		10																			
Tinged:																																						
3-0.M.	-		-		7				11																													
4-3.M.	-		-		44				21		22																											
5-M.	-		10		36		101		104		169		104		10																							
6-S.L.M.	-		10		30		132		32		50		50																									
7-L.M.	-		10		26		73				40		20																									
Total	-		30		92		357		157		335		102																									
Yellow stained:																																						
3-0.M.	-		-		-		-		-		-		-		-		-		-																			
4-3.M.	-		-		-		-		-		-		-		-		-		-																			
5-M.	-		-		-		-		-		-		-		-		-		-																			
Total	-		-		-		-		-		-		-		-		-		-																			
Gray:																																						
3-0.M.	-		-		-		-		-		-		-		-		-		-																			
4-3.M.	-		-		-		-		-		-		-		-		-		-																			
5-M.	-		-		-		-		-		-		-		-		-		-																			
Total	-		-		-		-		-		-		-		-		-		-																			
Below Grade	-		29		149		11		-		-		-		-		-		-																			
All Grades	511		4,732		6,328		51,891		100,919		278,382		222,767		71,380		2,171		35		21		21															
All Grades	0.1		0.6		0.9		7.0		13.7		37.6		30.1		9.7		0.3																					
1/ As reported by the Bureau of the Census, running bales. * Less than 0.05 percent.																																						
Percentage rough preparation..... 0.8 Grade index..... 97.6 Average staple length..... 32.2																																						

Percentage rough preparation..... 0.8
 Grade index..... 97.6
 Average staple length..... 32.2

Table 12. -- Grade and staple length of upland cotton ginned in Arizona, 1954-55

Grade	13/16 inch		7/8		29/32		15/16		31/32		1		1-1/32		1-1/16		1-3/32		1-1/8		1-5/32		1-3/16		1-7/32		1-1/4		All lengths			
	Bales	Percent	Bales	Percent	Bales	Percent	Bales	Percent	Bales	Percent	Bales	Percent	Bales	Percent	Bales	Percent	Bales	Percent	Bales	Percent	Bales	Percent	Bales	Percent	Bales	Percent	Bales	Percent	Bales	Percent		
White:																																
3-0.N.	-		-		-		-		-		-		3		53		123		249		70		1		-		-		-		499	0.1
4-3.N.	-		-		-		1	12	215		8,991		39,462		11,923		10,990		6,055		105		29		29		-		-		77,443	8.8
5-N.	-		1	15	43	198	3,595	107,949	222,776		1,765		20,368		4,377		1,765		301,095		41.2		-		-		-		-		301,095	41.2
6-8.L.N.	1	13	128	13	1,633	6,032	22,521	26,937	7,390		194		24		1		-		64,876		7.4		-		-		-		64,876	7.4		
8-S.O.	66	475	-		3,727	7,386	6,796	42	-		-		-		-		-		19,249		2.2		-		-		-		19,249	2.2		
9-0.O.	195	832	4	3,463	4,009	948	-	-	-		-		-		-		-		9,493		1.1		-		-		-		9,493	1.1		
Total	275	1,451	7	9,076	18,643	46,711	289,575	405,901	37,149	16,880	8,316	272	40	-	-	-	-	-	834,295		95.3		-		-		-		834,295	95.3		
Spotted:																																
3-0.N.	-		-		-		6		89		172		42		10		5		324		*		-		-		-		-		324	*
4-3.N.	-		-		-		132		1,700		1,416		134		31		23		3,546		4		-		-		-		-		3,546	4
5-N.	3	24	205	302	1,666	2,829	719	28	1		-		-		-		-	-	5,777		7		-		-		-		5,777	7		
6-S.L.N.	37	451	1,749	2,603	2,899	940	137	8	6		-		-		-		-	-	8,030		1.0		-		-		-		8,030	1.0		
7-L.N.	349	940	2,413	2,827	886	59	5	-	-		-		-		-		-	-	7,487		.9		-		-		-		7,487	.9		
Total	369	1,423	4,370	5,749	5,569	5,707	2,449	212	47	29	-	-	-	-	-	-	-	-	25,964		3.0		-		-		-		25,964	3.0		
Tinged:																																
3-0.N.	-		-		-		-		-		-		-		-		-		-		-		-		-		-		-		-	
4-3.N.	-		-		-		-		-		-		-		-		-		-		-		-		-		-		-		-	
5-N.	4		-		2		2		-		-		-		-		-		-		-		-		-		-		-		-	
6-S.L.N.	1	9	2		1		-		-		-		-		-		-		-		-		-		-		-		-		-	
7-L.N.	12	6	-		-		-		-		-		-		-		-		-		-		-		-		-		-		-	
Total	13	19	3	2	2	1	2	-	-	-	-	-	-	-	-	-	-	-	40		*		-		-		-		40	*		
Gray:																																
3-0.N.	-		-		-		2		2		2		2		2		2		4		*		-		-		-		-		4	*
4-3.N.	-		1	2	33	68	32		-		-		-		-		-		136		*		-		-		-		-		136	*
5-N.	-		9	62	509	1,178	109	1	1		-		-		-		-		1,804		2		-		-		-		-		1,804	2
6-S.L.N.	-		68	185	675	666	22	-	-		-		-		-		-		1,619		.2		-		-		-		-		1,619	.2
Total	3	3	78	240	1,217	1,909	165	1	1	-	-	-	-	-	-	-	-	-	3,623		.4		-		-		-		3,623	.4		
Below Grade	1,229	3,807	1	4,987	1,407	100	3	-	-	-	-	-	-	-	-	-	-	-	11,334		1.3		-		-		-		11,334	1.3		
All Grades	1,906	6,703	8	18,314	26,050	53,618	297,196	408,315	37,362	16,928	9,345	272	40	-	-	-	-	-	1,875,457		100.0		-		-		-		1,875,457	100.0		
All Grades	Percent	Percent	Percent	Percent	Percent	Percent	Percent	Percent	Percent	Percent	Percent	Percent	Percent	Percent	Percent	Percent	Percent	Percent	Percent	Percent	Percent	Percent	Percent	Percent	Percent	Percent	Percent	Percent	Percent	Percent	Percent	
	0.2	0.8	*	2.1	3.0	6.1	33.9	46.7	4.3	1.9	1.0	*	*	*	*	*	*	*	100.0		*		*	*	*	*	*	*	100.0	*		

1/ As reported by the Bureau of the Census, running bales.
 * Less than 0.05 percent.
 Percentage rough preparation..... 1.4
 Grade index..... 95.3
 Average staple length..... 33.4

Table 13. -- Grade and staple length of upland cotton ginned in Arkansas, 1954-55

Grade	13/16 inch and shorter		7/8 inch		29/32 inch		15/16 inch		31/32 inch		1 inch		1-1/32 inches		1-1/16 inches		1-3/32 inches		1-1/8 inches		1-5/32 inches		1-3/16 inches		1-7/32 inches		1-1/4 inches and longer		All lengths						
	Bales	Percent	Bales	Percent	Bales	Percent	Bales	Percent	Bales	Percent	Bales	Percent	Bales	Percent	Bales	Percent	Bales	Percent	Bales	Percent	Bales	Percent	Bales	Percent	Bales	Percent	Bales	Percent	Bales	Percent					
White:																																			
3-0.M.	-		9		-		26		36		210		772		1,049		67		-		-		-		-		-		-		2,169	0.2			
4-3.M.	933	1.672	858	1.462	3,618	6.064	10,437	17.911	10,777	18.444	10,777	18.444	47,394	81.179	56,062	96.311	4,787	8.252	19		-		-		-		-		-	126,276	9.4				
5-M.	3,403	6.064	3,618	6.311	14,999	26.100	43,618	76.064	43,618	76.064	113,708	199.179	211,701	368.179	244,034	424.179	13,179	23.252	82		55		55		55		494,777	36.7	494,777	36.7					
6-S.L.M.	1,499	2.711	2,361	4.144	13,618	24.144	39,618	69.144	39,618	69.144	113,708	201.144	172,924	301.144	194,237	341.144	4,380	7.711	25		232		232		232		406,052	30.1	406,052	30.1					
7-L.M.	301	0.544	2,100	3.711	1,074	1.911	9,305	16.544	16,697	29.444	76,894	137.444	64,121	112.444	16,953	30.144	1,106	2.011	8		9		9		9		180,315	14.0	180,315	14.0					
8-S.O.	74	0.133	1,182	2.111	574	1.011	3,148	5.544	6,040	10.611	22,126	39.444	11,730	20.611	1,426	2.544	86	0.153	-		-		-		-		46,394	3.4	46,394	3.4					
9-O.O.	-		63	0.111	44	0.077	743	1.311	1,112	1.944	3,619	6.311	974	1.711	58	0.103	-		-		-		-		-		6,613	0.5	6,613	0.5					
Total	6,290	17.290	8,729	24.671	53,260	297.291	509,714	314.039	314,039	23,005	1,499	64	62	62	82	62	62	62	62	62	62	62	62	62	62	62	62	62	62	62	62	62	62	62	
Spotted:																																			
3-0.M.	-		-		-		10		18		36		84		29		-		-		-		-		-		-		-	177	*				
4-3.M.	61	1.000	106	1.833	440	7.667	1,018	17.667	963	16.667	2,279	39.667	3,033	52.000	1,047	17.667	47	0.783	10		10		10		10		16,584	1.2	16,584	1.2					
5-M.	215	3.583	243	4.117	1,018	17.667	1,302	22.333	1,371	23.333	6,248	106.667	6,309	106.667	2,900	48.333	122	2.033	7		7		7		7		18,594	1.4	18,594	1.4					
6-S.L.M.	8	0.133	47	0.783	22	0.367	790	13.333	1,302	22.333	5,752	97.667	2,639	44.333	539	9.167	-		-		-		-		-		11,140	0.8	11,140	0.8					
7-L.M.	9	0.150	22	0.367	22	0.367	790	13.333	1,302	22.333	5,752	97.667	2,639	44.333	539	9.167	-		-		-		-		-		11,140	0.8	11,140	0.8					
Total	313	709	518	898	3,526	4,059	19,250	17,802	7,174	309	17	-	-	-	-	-	-	-	-	-	-	-	-	-	-	-	53,977	4.0	53,977	4.0					
Tinged:																																			
3-0.M.	-		-		-		-		-		-		-		-		-		-		-		-		-		-		-	-	-	-			
4-3.M.	-		-		-		9		17		8		76		-		-		-		-		-		-		-		-	17	*				
5-M.	-		-		-		9		17		8		76		-		-		-		-		-		-		-		-	93	*				
6-S.L.M.	-		-		-		13		13		70		43		-		-		-		-		-		-		-		-	126	*				
7-L.M.	-		-		-		41		175		951		48		9		-		-		-		-		-		-		-	837	1				
Total	-		13		205	629	167	167	7,174	309	17	-	-	-	-	-	-	-	-	-	-	-	-	-	-	-	-	1,073	1	1,073	1				
Gray:																																			
3-0.M.	-		18		-		33		114		611		1,479		226		-		-		-		-		-		-		-	2,481	0.2				
4-3.M.	-		28		144	284	284	568	2,932	5,864	11,728	23,456	46,912	93,824	187,648	375,296	750,592	1,501,184	3,002,368	6,004,736	12,009,472	24,018,944	48,037,888	96,075,776	192,151,552	384,303,104	768,606,208	1,537,212,416	3,074,424,832	6,148,849,664	12,297,699,328	24,595,388,656	49,190,777,312	98,381,544,624	
5-M.	-		56		36	72	72	144	288	576	1,152	2,304	4,608	9,216	18,432	36,864	73,728	147,456	294,912	589,824	1,179,648	2,359,296	4,718,592	9,437,184	18,874,368	37,748,736	75,497,472	150,994,944	301,989,888	603,979,776	1,207,959,552	2,415,919,104	4,831,838,208	9,663,676,416	
6-S.L.M.	-		-		33	66	66	132	264	528	1,056	2,112	4,224	8,448	16,896	33,792	67,584	135,168	270,336	540,672	1,081,344	2,162,688	4,325,376	8,650,752	17,301,504	34,603,008	69,206,016	138,412,032	276,824,064	553,648,128	1,107,296,256	2,214,592,512	4,429,185,024	8,858,370,048	
Total	-		84		97	507	507	1,014	2,028	4,056	8,112	16,224	32,448	64,896	129,792	259,584	519,168	1,038,336	2,076,672	4,153,344	8,306,688	16,613,376	33,226,752	66,453,504	132,907,008	265,814,016	531,628,032	1,063,256,064	2,126,512,128	4,253,024,256	8,506,048,512	17,012,097,024	34,024,194,048	68,048,388,096	
Below Grade	-		37		29	507	507	1,014	2,028	4,056	8,112	16,224	32,448	64,896	129,792	259,584	519,168	1,038,336	2,076,672	4,153,344	8,306,688	16,613,376	33,226,752	66,453,504	132,907,008	265,814,016	531,628,032	1,063,256,064	2,126,512,128	4,253,024,256	8,506,048,512	17,012,097,024	34,024,194,048	68,048,388,096	
All grades	6,603	18,133	9,373	43,313	60,029	326,823	535,264	322,064	23,931	1,516	64	62	62	82	82	82	82	82	82	82	82	82	82	82	82	82	82	82	82	82	82	82	82	82	82
All grades	.5	1.3	.7	3.2	4.5	24.3	39.7	23.9	1.8	.1	*	*	*	*	*	*	*	*	*	*	*	*	*	*	*	*	*	100.0	100.0	100.0	100.0	100.0	100.0	100.0	100.0

1/ At reported by the Bureau of the Census, running bales.

* Less than 0.05 percent.

Percentage rough preparation.... 0.4
Grade index 94.7
Average staple length 32.7

Table 14. -- Grade and staple length of upland cotton ginned in California, 1954-55

Grade	13/16 inch and shorter	7/8 inch	29/32 inch	15/16 inch	31/32 inch	1 inch	1-1/32 inches	1-1/16 inches	1-3/32 inches	1-1/8 inches	1-5/32 inches	1-3/16 inches	1-7/32 inches	1-1/4 inches and longer	All lengths	
	Bales	Bales	Bales	Bales	Bales	Bales	Bales	Bales	Bales	Bales	Bales	Bales	Bales	Bales	Bales	Percent
White:																
3-0.M.	-	-	-	-	-	-	24	1,573	4,836	375	-	-	-	-	6,608	0.5
4-S.M.	-	-	-	-	2	68	4,409	60,385	137,451	13,598	30	-	-	-	215,943	14.3
5-M.	-	-	-	1	18	598	12,135	118,609	167,267	14,909	66	2	-	-	313,605	20.7
6-S.L.M.	-	-	-	29	96	1,957	28,270	221,057	279,850	16,097	6	-	-	-	546,982	36.1
7-L.M.	-	18	2	247	383	3,707	22,950	86,434	44,970	652	-	-	-	-	159,353	10.5
8-S.O.O.	9	118	1	528	1,675	11,634	29,202	8,629	864	4	-	-	-	53,264	3.5	
9-O.O.	8	112	1	897	5,672	22,063	10,745	679	35	-	-	-	-	40,232	2.7	
Total	17	248	4	1,702	7,846	39,927	107,735	497,656	635,293	45,635	102	2	-	-	1,336,167	88.3
Spotted:																
3-0.M.	-	-	-	-	-	-	4	37	7	-	-	-	-	-	48	.4
4-S.M.	-	-	-	-	2	15	224	623	160	4	-	-	-	-	1,028	.1
5-M.	-	9	-	40	30	203	811	1,593	829	6	-	-	-	3,521	.2	
6-S.L.M.	7	71	1	250	247	807	1,034	1,207	301	2	-	-	-	3,927	.3	
7-L.M.	44	681	4	3,324	8,078	5,229	946	182	23	-	-	-	-	18,511	1.2	
Total	51	761	5	3,624	8,357	6,254	3,019	3,642	1,320	12	-	-	-	27,035	1.8	
Tinged:																
3-0.M.	-	-	-	-	-	-	-	-	-	-	-	-	-	-	-	-
4-S.M.	-	1	-	-	-	-	1	-	-	-	-	-	-	-	2	.1
5-M.	1	10	-	14	2	1	1	-	-	-	-	-	-	29	.2	
6-S.L.M.	23	320	-	313	181	36	-	-	-	-	-	-	-	873	.6	
7-L.M.	49	217	-	229	72	39	2	-	-	-	-	-	-	606	.4	
Total	73	548	-	566	255	76	4	-	-	-	-	-	-	1,512	.1	
Yellow stained:																
3-0.M.	-	-	-	-	-	-	-	-	-	-	-	-	-	-	-	-
4-S.M.	-	-	-	-	-	-	-	-	-	-	-	-	-	-	-	-
5-M.	-	-	-	1	-	-	-	-	-	-	-	-	-	-	1	.1
Total	-	-	-	1	-	-	-	-	-	-	-	-	-	-	1	.1
Gray:																
3-0.M.	-	-	-	-	-	-	9	455	372	8	-	-	-	-	844	.1
4-S.M.	-	-	-	3	21	254	2,663	11,844	3,238	59	-	-	-	-	18,082	1.2
5-M.	-	1	-	25	101	2,204	19,337	43,732	6,010	103	-	-	-	-	70,513	4.7
6-S.L.M.	-	5	-	86	443	5,576	18,541	16,170	356	-	-	-	-	-	41,177	2.7
Total	-	6	-	114	565	8,034	39,950	72,201	9,976	170	-	-	-	-	130,616	8.7
Below grade	105	1,328	1	3,005	5,397	5,572	736	50	5	-	-	-	-	-	16,359	1.1
All grades	336	2,891	10	9,642	22,420	59,863	151,044	573,549	646,594	45,817	102	2	-	1/ 1,511,670	100.0	
All grades	Percent	Percent	Percent	Percent	Percent	Percent	Percent	Percent	Percent	Percent	Percent	Percent	Percent	Percent	Percent	Percent
	0.2	0.2	0.6	0.6	1.5	4.0	10.0	37.9	42.8	3.0	*	*	*	100.0		

1/ As reported by the Bureau of the Census, running bales.

* Less than 0.05 percent.

Percentage rough preparation..... 0.3
 Grade index..... 92.8
 Average staple length..... 34.2

Table 15. -- Grade and staple length of upland cotton ginned in Florida, 1954-55

Grade	13/16 inch and shorter		7/8 inch		29/32 inch		15/16 inch		31/32 inch		1 inch		1-1/32 inches		1-1/16 inches		1-3/32 inches		1-1/8 inches		1-5/32 inches		1-3/16 inches		1-7/32 inches		1-1/4 inches and longer		All lengths			
	Bales	Percent	Bales	Percent	Bales	Percent	Bales	Percent	Bales	Percent	Bales	Percent	Bales	Percent	Bales	Percent	Bales	Percent	Bales	Percent	Bales	Percent	Bales	Percent	Bales	Percent	Bales	Percent	Bales	Percent		
White:																																
3-0.N.	-	-	-	-	5	5	10	10	-	-	-	-	-	-	-	-	-	-	-	-	-	-	-	-	-	-	-	-	-	15	0.1	
4-3.N.	-	-	4	33	395	583	443	79	2	79	2	-	-	-	-	-	-	-	-	-	-	-	-	-	-	-	-	-	1,706	10.3		
5-N.	-	-	19	38	242	495	2,259	3,260	1,404	125	50	8,132	49.4	-	-	-	-	-	-	-	-	-	-	-	-	-	-	-	8,132	49.4		
6-3.L.N.	-	-	25	35	172	266	1,646	2,573	892	50	595	34.2	-	-	-	-	-	-	-	-	-	-	-	-	-	-	-	-	5,659	34.2		
7-L.N.	-	-	20	5	68	27	206	205	64	2	-	-	-	-	-	-	-	-	-	-	-	-	-	-	-	-	-	-	595	3.6		
8-3.0.0.	-	-	-	-	-	6	5	-	-	-	-	-	-	-	-	-	-	-	-	-	-	-	-	-	-	-	-	-	-	-	-	
9-0.0.	-	-	-	-	-	-	-	-	-	-	-	-	-	-	-	-	-	-	-	-	-	-	-	-	-	-	-	-	40	0.2		
Total	-	-	68	111	678	1,194	4,714	6,786	2,439	177	-	-	-	-	-	-	-	-	-	-	-	-	-	-	-	-	-	-	16,167	97.8		
Spotted:																																
3-0.N.	-	-	-	-	-	-	-	-	-	-	-	-	-	-	-	-	-	-	-	-	-	-	-	-	-	-	-	-	-	-	-	-
4-3.N.	-	-	14	5	19	23	77	34	-	-	-	-	-	-	-	-	-	-	-	-	-	-	-	-	-	-	-	-	145	0.9		
5-N.	-	-	10	4	16	5	2	-	-	-	-	-	-	-	-	-	-	-	-	-	-	-	-	-	-	-	-	-	172	1.0		
6-3.L.N.	-	-	-	-	-	4	10	4	-	-	-	-	-	-	-	-	-	-	-	-	-	-	-	-	-	-	-	-	40	0.2		
7-L.N.	-	-	-	-	-	10	4	-	-	-	-	-	-	-	-	-	-	-	-	-	-	-	-	-	-	-	-	-	14	0.1		
Total	3	24	11	72	56	152	53	-	-	-	-	-	-	-	-	-	-	-	-	-	-	-	-	-	-	-	-	-	371	2.2		
All grades	3	92	122	750	1,250	4,866	6,839	2,439	177	-	-	-	-	-	-	-	-	-	-	-	-	-	-	-	-	-	-	-	1/16,538	100.0		
All grades	* 0.6	0.7	4.5	7.6	29.4	41.4	14.7	1.1	-	-	-	-	-	-	-	-	-	-	-	-	-	-	-	-	-	-	-	-	-	100.0		

1/ As reported by the Bureau of the Census, running bales.
 * Less than 0.05 percent.

Percentage rough preparation..... 1.9
 Grade index..... 97.6
 Average staple length..... 32.5

Table 16. -- Grade and staple length of upland cotton ginned in Georgia, 1954-55

Grade	13/16 inch and shorter		7/8 inch		29/32 inch		15/16 inch		31/32 inch		1 inch		1-1/32 inches		1-1/16 inches		1-3/32 inches		1-1/8 inches		1-5/32 inches		1-3/16 inches		1-7/32 inches		1-1/4 inches and longer		All lengths		
	Bales	Percent	Bales	Percent	Bales	Percent	Bales	Percent	Bales	Percent	Bales	Percent	Bales	Percent	Bales	Percent	Bales	Percent	Bales	Percent	Bales	Percent	Bales	Percent	Bales	Percent	Bales	Percent	Bales	Percent	
White:																															
3-0.M.	-	-	10	841	21	31	83	112	16	-	-	-	-	-	-	-	-	-	-	-	-	-	-	-	-	-	-	-	201	*	
4-S.M.	110	494	5,236	841	25,514	17,034	2,359	8	-	-	-	-	-	-	-	-	-	-	-	-	-	-	-	-	-	-	-	61,298	10.0		
5-M.	675	2,327	3,518	19,786	50,615	134,301	86,240	12,345	368	11	-	-	-	-	-	-	-	-	-	-	-	-	-	-	-	-	310,186	50.4			
6-S.L.M.	32	995	2,097	13,892	39,951	86,316	40,109	4,682	95	-	-	-	-	-	-	-	-	-	-	-	-	-	-	-	-	-	188,179	30.6			
7-L.M.	-	356	281	2,732	7,105	10,711	3,968	231	-	-	-	-	-	-	-	-	-	-	-	-	-	-	-	-	-	-	25,284	4.1			
8-S.O.O.	11	219	52	369	441	512	60	-	-	-	-	-	-	-	-	-	-	-	-	-	-	-	-	-	-	-	1,664	.3			
9-0.0.	27	28	89	8	11	-	-	-	-	-	-	-	-	-	-	-	-	-	-	-	-	-	-	-	-	-	183	*			
Total	855	4,419	6,807	42,125	107,853	257,448	147,423	19,033	471	11	-	-	-	-	-	-	-	-	-	-	-	-	-	-	-	-	10	287,095	95.4		
Spotted:																															
3-0.M.	-	-	-	-	10	60	350	261	17	-	-	-	-	-	-	-	-	-	-	-	-	-	-	-	-	-	-	-	698	.1	
4-S.M.	19	116	329	1,050	2,217	5,791	3,451	370	-	-	-	-	-	-	-	-	-	-	-	-	-	-	-	-	-	-	-	13,343	2.2		
5-M.	-	86	104	830	2,032	4,197	1,900	113	-	-	-	-	-	-	-	-	-	-	-	-	-	-	-	-	-	-	-	9,922	1.6		
6-S.L.M.	-	18	52	241	773	679	240	8	-	-	-	-	-	-	-	-	-	-	-	-	-	-	-	-	-	-	-	2,011	.3		
7-L.M.	21	41	29	99	200	112	50	-	-	-	-	-	-	-	-	-	-	-	-	-	-	-	-	-	-	-	-	952	.1		
Total	40	261	514	2,230	5,882	11,129	5,962	508	-	-	-	-	-	-	-	-	-	-	-	-	-	-	-	-	-	-	-	26,526	4.3		
Tinged:																															
3-0.M.	-	-	-	-	-	-	-	-	-	-	-	-	-	-	-	-	-	-	-	-	-	-	-	-	-	-	-	-	-	-	
4-S.M.	-	-	-	-	-	28	-	-	-	-	-	-	-	-	-	-	-	-	-	-	-	-	-	-	-	-	-	-	28	*	
5-M.	-	8	-	-	11	-	-	-	-	-	-	-	-	-	-	-	-	-	-	-	-	-	-	-	-	-	-	19	*		
6-S.L.M.	-	-	-	26	20	-	-	-	-	-	-	-	-	-	-	-	-	-	-	-	-	-	-	-	-	-	-	-	46	*	
7-L.M.	-	-	-	-	-	-	-	-	-	-	-	-	-	-	-	-	-	-	-	-	-	-	-	-	-	-	-	-	-	-	
Total	-	8	-	26	20	39	-	-	-	-	-	-	-	-	-	-	-	-	-	-	-	-	-	-	-	-	-	93	*		
Grey:																															
3-0.M.	-	-	-	-	-	-	-	-	-	-	-	-	-	-	-	-	-	-	-	-	-	-	-	-	-	-	-	-	-	-	
4-S.M.	-	-	-	-	69	297	123	-	-	-	-	-	-	-	-	-	-	-	-	-	-	-	-	-	-	-	-	-	489	.1	
5-M.	-	-	-	56	97	375	157	-	-	-	-	-	-	-	-	-	-	-	-	-	-	-	-	-	-	-	-	685	.1		
6-S.L.M.	-	-	-	-	8	-	-	-	-	-	-	-	-	-	-	-	-	-	-	-	-	-	-	-	-	-	-	-	8	*	
Total	-	-	-	56	174	672	280	-	-	-	-	-	-	-	-	-	-	-	-	-	-	-	-	-	-	-	-	1,182	.2		
Below Grade:																															
All grades	895	4,688	7,321	44,437	113,929	269,288	153,665	20,141	471	11	-	-	-	-	-	-	-	-	-	-	-	-	-	-	-	-	-	10	614,856	100.0	
All grades	Percent	Percent	Percent	Percent	Percent	Percent	Percent	Percent	Percent	Percent	Percent	Percent	Percent	Percent	Percent	Percent	Percent	Percent	Percent	Percent	Percent	Percent	Percent	Percent	Percent	Percent	Percent	Percent	Percent	Percent	
	0.1	0.8	1.2	7.2	18.5	43.8	25.0	3.3	0.1	*	-	-	-	-	-	-	-	-	-	-	-	-	-	-	-	-	-	100.0			

1/ As reported by the Bureau of the Census, running bales.
 * Less than 0.05 percent.
 Percentage rough preparation.... 1.3
 Grade index..... 97.6
 Average staple length..... 31.9

Table 17. -- Grade and staple length of upland cotton ginned in Illinois, 1954-55

Grade	13/16 inch and shorter	7/8 inch	15/16 inch	31/32 inch	1 inch	1-1/32 inches	1-1/16 inches	1-3/32 inches	1-1/8 inches	1-5/32 inches	1-3/16 inches	1-7/32 inches	1-1/4 inches and longer	All lengths		
		Bales	Bales	Bales	Bales	Bales	Bales	Bales	Bales	Bales	Bales	Bales	Bales	Bales	Bales	Percent
White:																
3-0.N.	-	-	-	-	-	-	10	10	4	-	-	-	-	-	24	0.9
4-S.N.	-	-	-	-	-	57	436	294	16	-	-	-	-	813	29.8	
5-M.	-	-	-	-	104	428	470	167	24	-	-	-	-	1,196	43.9	
6-S.L.N.	-	-	-	3	62	111	46	7	-	-	-	-	-	283	9.2	
7-L.N.	-	-	-	-	3	17	4	-	-	-	-	-	-	46	1.7	
8-S.O.	-	-	-	-	-	-	-	-	-	-	-	-	-	-	-	
9-O.O.	-	-	-	-	-	-	-	-	-	-	-	-	-	-	-	
Total	-	-	32	18	179	613	960	478	44	-	-	-	-	2,330	85.5	
Spotted:																
3-0.N.	-	-	-	-	-	-	-	-	-	-	-	-	-	-	-	-
4-S.N.	-	-	-	-	-	3	3	-	-	-	-	-	-	6	.2	
5-M.	-	-	-	-	19	39	33	9	-	-	-	-	-	100	3.7	
6-S.L.N.	-	-	-	-	61	65	13	4	-	-	-	-	-	163	6.0	
7-L.N.	-	-	-	3	37	51	10	-	-	-	-	-	-	125	4.6	
Total	-	-	34	13	117	158	59	13	-	-	-	-	-	394	14.5	
All grades	-	-	66	31	296	771	1,025	491	44	-	-	-	-	2,724	100.0	
All grades	-	-	2.4	1.1	10.9	26.3	37.7	18.0	1.6	-	-	-	-	100.0		

1/ As reported by the Bureau of the Census, running bales.
 * Less than 0.05 percent.
 Percentage rough preparation..... 0.1
 Grade index..... 53.2
 Average staple length..... 33.6

Table 18. -- Grade and staple length of upland cotton ginned in Kentucky, 1954-55

Grade	13/16 inch and shorter		7/8 inch		29/32 inch		15/16 inch		31/32 inch		1 inch		1-1/32 inches		1-1/16 inches		1-3/32 inches		1-1/8 inches		1-5/32 inches		1-3/16 inches		1-7/32 inches		1-1/4 inches and longer		All lengths											
	Bales	Percent	Bales	Percent	Bales	Percent	Bales	Percent	Bales	Percent	Bales	Percent	Bales	Percent	Bales	Percent	Bales	Percent	Bales	Percent	Bales	Percent	Bales	Percent	Bales	Percent	Bales	Percent	Bales	Percent										
White:																																								
3-0.N.	-	-	-	-	-	-	-	-	-	-	-	-	-	-	-	-	-	-	-	-	-	-	-	-	-	-	-	-	-	-	-	-								
4-3.N.	-	-	-	-	-	-	-	-	-	-	-	-	-	-	-	-	-	-	-	-	-	-	-	-	-	-	-	-	-	-	-	-	-							
5-N.	-	-	-	-	-	-	-	-	-	-	-	-	-	-	-	-	-	-	-	-	-	-	-	-	-	-	-	-	-	-	-	-	-	-						
6-5.L.N.	-	-	-	-	-	-	-	-	-	-	-	-	-	-	-	-	-	-	-	-	-	-	-	-	-	-	-	-	-	-	-	-	-	-	-					
7-5.L.N.	-	-	-	-	-	-	-	-	-	-	-	-	-	-	-	-	-	-	-	-	-	-	-	-	-	-	-	-	-	-	-	-	-	-	-	-				
8-5.0.0.	-	-	-	-	-	-	-	-	-	-	-	-	-	-	-	-	-	-	-	-	-	-	-	-	-	-	-	-	-	-	-	-	-	-	-	-				
9-0.0.	-	-	-	-	-	-	-	-	-	-	-	-	-	-	-	-	-	-	-	-	-	-	-	-	-	-	-	-	-	-	-	-	-	-	-	-				
Total	-	-	-	-	7	22	73	278	1,006	4,150	1,004	129	0	-	-	-	-	-	-	-	-	-	-	-	-	-	-	-	-	-	-	-	-	-	-	-	-	-		
Spotted:																																								
3-0.N.	-	-	-	-	-	-	-	-	-	-	-	-	-	-	-	-	-	-	-	-	-	-	-	-	-	-	-	-	-	-	-	-	-	-	-	-	-	-	-	
4-5.N.	-	-	-	-	-	-	-	-	-	-	-	-	-	-	-	-	-	-	-	-	-	-	-	-	-	-	-	-	-	-	-	-	-	-	-	-	-	-	-	
5-N.	-	-	-	-	-	-	-	-	-	-	-	-	-	-	-	-	-	-	-	-	-	-	-	-	-	-	-	-	-	-	-	-	-	-	-	-	-	-	-	-
6-5.L.N.	-	-	-	-	-	-	-	-	-	-	-	-	-	-	-	-	-	-	-	-	-	-	-	-	-	-	-	-	-	-	-	-	-	-	-	-	-	-	-	-
7-5.L.N.	-	-	-	-	-	-	-	-	-	-	-	-	-	-	-	-	-	-	-	-	-	-	-	-	-	-	-	-	-	-	-	-	-	-	-	-	-	-	-	-
Total	-	-	-	-	15	44	95	90	195	142	36	3	-	-	-	-	-	-	-	-	-	-	-	-	-	-	-	-	-	-	-	-	-	-	-	-	-	-	-	-
Tinged:																																								
3-0.N.	-	-	-	-	-	-	-	-	-	-	-	-	-	-	-	-	-	-	-	-	-	-	-	-	-	-	-	-	-	-	-	-	-	-	-	-	-	-	-	-
4-5.N.	-	-	-	-	-	-	-	-	-	-	-	-	-	-	-	-	-	-	-	-	-	-	-	-	-	-	-	-	-	-	-	-	-	-	-	-	-	-	-	-
5-N.	-	-	-	-	-	-	-	-	-	-	-	-	-	-	-	-	-	-	-	-	-	-	-	-	-	-	-	-	-	-	-	-	-	-	-	-	-	-	-	-
6-5.L.N.	-	-	-	-	-	-	-	-	-	-	-	-	-	-	-	-	-	-	-	-	-	-	-	-	-	-	-	-	-	-	-	-	-	-	-	-	-	-	-	-
7-5.L.N.	-	-	-	-	-	-	-	-	-	-	-	-	-	-	-	-	-	-	-	-	-	-	-	-	-	-	-	-	-	-	-	-	-	-	-	-	-	-	-	-
Total	-	-	-	-	-	-	-	-	-	-	-	-	-	-	-	-	-	-	-	-	-	-	-	-	-	-	-	-	-	-	-	-	-	-	-	-	-	-	-	-
Gray:																																								
3-0.N.	-	-	-	-	-	-	-	-	-	-	-	-	-	-	-	-	-	-	-	-	-	-	-	-	-	-	-	-	-	-	-	-	-	-	-	-	-	-	-	-
4-5.N.	-	-	-	-	-	-	-	-	-	-	-	-	-	-	-	-	-	-	-	-	-	-	-	-	-	-	-	-	-	-	-	-	-	-	-	-	-	-	-	-
5-N.	-	-	-	-	-	-	-	-	-	-	-	-	-	-	-	-	-	-	-	-	-	-	-	-	-	-	-	-	-	-	-	-	-	-	-	-	-	-	-	-
6-5.L.N.	-	-	-	-	-	-	-	-	-	-	-	-	-	-	-	-	-	-	-	-	-	-	-	-	-	-	-	-	-	-	-	-	-	-	-	-	-	-	-	-
Total	-	-	-	-	-	-	-	-	-	-	-	-	-	-	-	-	-	-	-	-	-	-	-	-	-	-	-	-	-	-	-	-	-	-	-	-	-	-	-	-
Below Grade:																																								
All grades																																								
Percent	Percent	Percent	Percent	Percent	Percent	Percent	Percent	Percent	Percent	Percent	Percent	Percent	Percent	Percent	Percent	Percent	Percent	Percent	Percent	Percent	Percent	Percent	Percent	Percent	Percent	Percent	Percent	Percent	Percent	Percent	Percent	Percent	Percent	Percent	Percent	Percent	Percent	Percent	Percent	
-	-	-	-	-	-	-	-	-	-	-	-	-	-	-	-	-	-	-	-	-	-	-	-	-	-	-	-	-	-	-	-	-	-	-	-	-	-	-	-	
22	68	130	382	2,175	4,315	1,040	132	0	-	-	-	-	-	-	-	-	-	-	-	-	-	-	-	-	-	-	-	-	-	-	-	-	-	-	-	-	-	-		
0.3	0.8	1.6	4.6	26.3	52.1	12.6	1.6	0.1	-	-	-	-	-	-	-	-	-	-	-	-	-	-	-	-	-	-	-	-	-	-	-	-	-	-	-	-	-			
94.9	100.0	100.0	100.0	100.0	100.0	100.0	100.0	100.0	100.0	100.0	100.0	100.0	100.0	100.0	100.0	100.0	100.0	100.0	100.0	100.0	100.0	100.0	100.0	100.0	100.0	100.0	100.0	100.0	100.0	100.0	100.0	100.0	100.0	100.0	100.0	100.0	100.0	100.0		

1/ As reported by the Bureau of the Census, running bales.
 * Less than 0.05 percent
 Percentage rough preparation.... 1.0
 Grade Index 94.9
 Average staple length..... 33.7

Table 19. -- Grade and staple length of upland cotton ginned in Louisiana, 1954-55

Grade	13/16 inch and shorter		7/8 inch		29/32 inch		15/16 inch		31/32 inch		1 inch		1-1/32 inches		1-1/16 inches		1-3/32 inches		1-1/8 inches		1-5/32 inches		1-3/16 inches		1-7/32 inches		1-1/4 inches and longer		All lengths		
	Bales	Percent	Bales	Percent	Bales	Percent	Bales	Percent	Bales	Percent	Bales	Percent	Bales	Percent	Bales	Percent	Bales	Percent	Bales	Percent	Bales	Percent	Bales	Percent	Bales	Percent	Bales	Percent	Bales	Percent	
White:																															
3-0.M.	-	-	228	298	-	-	-	591	-	-	10	124	177	10	-	-	-	172	20	-	-	-	-	-	-	-	-	321	0.1		
4-3.M.	-	-	855	1,320	4,806	5,697	19,065	66,536	85,510	13,899	89	2,577	24,036	2,577	20	-	-	1,259	89	22	-	-	-	-	-	-	53,962	9.6			
5-M.	32	1,143	2,049	8,525	9,745	24,904	74,045	71,589	10,667	1,473	1,656	10,667	13,899	1,473	156	-	-	1,473	166	-	-	-	-	-	-	204,338	36.1				
6-3.L.M.	-	-	863	1,786	7,138	5,846	12,005	21,643	12,485	1,746	54	1,746	12,485	1,746	133	-	-	272	54	-	-	-	-	-	-	63,870	11.4				
7-L.M.	-	-	176	311	1,733	1,368	1,077	36	1,077	36	-	36	1,077	36	-	-	-	-	-	-	-	-	-	-	-	5,322	1.0				
8-5.0.0.	-	-	20	43	189	176	338	107	36	-	-	36	107	36	-	-	-	-	-	-	-	-	-	-	-	1,109	.2				
9-6.0.	-	-	72	3,285	5,607	21,826	22,766	62,311	185,295	194,489	29,032	3,176	329	34	-	-	-	329	34	-	-	-	-	-	-	528,222	93.9				
Total	-	-	-	-	-	-	-	-	-	-	-	-	-	-	-	-	-	-	-	-	-	-	-	-	-	-	-	-	-	-	
Spotted:																															
3-0.M.	8	179	178	1,029	648	1,593	1,937	63	80	-	-	63	80	-	-	-	-	-	-	-	-	-	-	-	-	-	189	.6			
4-3.M.	19	576	799	1,920	1,427	3,425	5,153	1,790	76	14	14	1,790	76	14	-	-	-	-	-	-	-	-	-	-	-	15,101	2.7				
5-M.	-	-	366	426	451	442	1,913	2,183	815	11	11	2,183	815	11	-	-	-	-	-	-	-	-	-	-	-	6,054	1.2				
6-3.L.M.	-	-	10	11	91	56	646	506	83	11	11	506	83	11	-	-	-	-	-	-	-	-	-	-	-	1,434	.3				
7-L.M.	-	-	-	-	-	-	-	-	-	-	-	-	-	-	-	-	-	-	-	-	-	-	-	-	-	-	-	-	-		
Total	27	1,139	1,370	3,509	2,573	7,597	9,842	3,660	144	14	-	144	14	-	-	-	-	-	-	-	-	-	-	-	-	29,875	5.4				
Gray:																															
3-0.M.	-	-	-	-	-	23	18	28	-	-	-	-	28	-	-	-	-	-	-	-	-	-	-	-	-	-	69	.6			
4-3.M.	-	-	-	11	40	53	265	110	-	-	-	265	110	-	-	-	-	-	-	-	-	-	-	-	-	479	.1				
5-M.	-	-	33	60	161	736	779	225	34	-	-	779	225	34	-	-	-	-	-	-	-	-	-	-	-	1,994	.4				
6-3.L.M.	-	-	-	35	48	49	123	34	-	-	-	123	34	-	-	-	-	-	-	-	-	-	-	-	-	379	.1				
Total	-	-	66	119	250	902	1,185	397	-	-	-	397	-	-	-	-	-	-	-	-	-	-	-	-	-	2,921	.6				
Below Grade	-	-	48	35	50	57	346	25	-	-	-	346	25	-	-	-	-	-	-	-	-	-	-	-	-	575	.1				
All Grades	99	4,472	7,080	25,504	25,646	71,156	196,347	198,546	29,190	3,190	329	34	-	-	-	-	-	-	-	-	-	-	-	-	-	1/ 563,593	100.0				
All grades	*	0.8	1.3	4.5	4.6	12.7	35.0	35.2	5.2	0.6	0.1	*	*	-	-	-	-	-	-	-	-	-	-	-	-	-	100.0				

1/ As reported by the Bureau of the Census, running bales.
 * Less than 0.05 percent.
 Percentage rough preparation..... 1.6
 Grade index..... 95.6
 Average staple length..... 33.0

Table 21. -- Grade and staple length of upland cotton ginned in Missouri, 1954-55

Grade	13/16 inch and shorter		7/8 inch		29/32 inch		15/16 inch		31/32 inch		1 inch		1-1/32 inches		1-1/16 inches		1-3/32 inches		1-1/8 inches		1-5/32 inches		1-3/16 inches		1-7/32 inches		1-1/4 inches and longer		All lengths		
	Bales	Percent	Bales	Percent	Bales	Percent	Bales	Percent	Bales	Percent	Bales	Percent	Bales	Percent	Bales	Percent	Bales	Percent	Bales	Percent	Bales	Percent	Bales	Percent	Bales	Percent	Bales	Percent	Bales	Percent	Bales
White:																															
3-0.M.	-		-		-		-		-		-		-		143		822		72		-		-		-		-		1,037	0.2	
4-0.M.	-		24	167	1,286	11,230	43,697	10,081	358	-	-	-	-	-	-	-	-	-	-	-	-	-	-	-	-	-	66,999	14.7			
5-M.	-		12	260	3,002	21,995	61,691	167	68	-	-	-	-	5,189	12	13	-	13	12	-	-	-	-	-	-	94,226	20.7				
6-0.L.M.	-		-	45	230	91	4,315	46,295	82,739	5,189	68	-	-	-	-	-	-	-	-	-	-	-	-	-	-	136,966	30.6				
7-0.L.M.	-		-	35	307	1,178	11,641	53,757	30,850	793	12	-	-	-	-	-	-	13	-	-	-	-	-	-	-	96,596	21.6				
8-0.L.M.	-		-	676	3,009	8,667	12,234	1,691	11	-	-	-	-	-	-	-	-	-	-	-	-	-	-	-	-	26,478	5.8				
9-0.L.M.	-		-	121	751	608	536	11	-	-	-	-	-	-	-	-	-	-	-	-	-	-	-	-	-	2,027	4.4				
Total			12	126	1,761	5,394	29,718	146,190	221,471	23,000	605	-	-	23,000	605	-	13	25	13	-	-	-	-	13	25	12	429,319	94.0			
Spotted:																															
3-0.M.	-		-		-		-		-		-		-		12		-	-	-	-	-	-	-	-	-	-	-	12	.3		
4-0.M.	-		-		-		48	165	310	12	-	-	-	-	566	12	-	-	-	-	-	-	-	-	-	-	571	.1			
5-M.	-		-		-		47	260	956	63	-	-	-	-	1,711	24	-	-	-	-	-	-	-	-	-	-	1,892	.4			
6-0.L.M.	-		-		139	1,032	3,334	2,817	1,711	24	-	-	-	-	-	-	-	-	-	-	-	-	-	-	-	-	9,057	2.0			
7-0.L.M.	-		-		-		1,392	2,870	5,123	1,287	273	-	-	-	-	-	-	-	-	-	-	-	-	-	-	-	10,945	2.4			
Total			-		12	1,531	3,973	8,765	5,225	2,872	99	-	-	99	-	-	-	-	-	-	-	-	-	-	-	-	22,477	4.9			
Tinged:																															
3-0.M.	-		-		-		-		-		-		-		-		-	-	-	-	-	-	-	-	-	-	-	-			
4-0.M.	-		-		-		-		-		-		-		-		-	-	-	-	-	-	-	-	-	-	-	-			
5-M.	-		-		-		-		-		-		-		-		-	-	-	-	-	-	-	-	-	-	-	-			
6-0.L.M.	-		-		-		42	143	139	49	-	-	-	-	-	-	-	-	-	-	-	-	-	-	-	-	-	-			
7-0.L.M.	-		-		-		-		1,179	1,200	504	17	-	-	-	-	-	-	-	-	-	-	-	-	-	-	-	373	.1		
Total			-		17	1,221	1,343	643	66	-	-	-	-	-	-	-	-	-	-	-	-	-	-	-	-	-	-	2,917	.6		
Gray:																															
3-0.M.	-		-		-		-		-		-		-		-		-	-	-	-	-	-	-	-	-	-	-	-	3,000	.7	
4-0.M.	-		-		-		-		-		-		-		-		-	-	-	-	-	-	-	-	-	-	-	-			
5-M.	-		-		-		-		-		-		-		-		-	-	-	-	-	-	-	-	-	-	-	-			
6-0.L.M.	-		-		-		-		-		-		-		-		-	-	-	-	-	-	-	-	-	-	-	-			
7-0.L.M.	-		-		-		-		-		-		-		-		-	-	-	-	-	-	-	-	-	-	-	-			
Total			-		-		56	111	695	289	-	-	-	-	-	-	-	-	-	-	-	-	-	-	-	-	-	-	1,113	.2	
Below Grade			-		-		693	58	49	-	-	-	-	-	-	-	-	-	-	-	-	-	-	-	-	-	-	-	800	.2	
All Grades			12	157	5,206	10,816	39,286	152,136	224,632	23,099	605	-	-	23,099	605	-	13	25	13	-	-	-	-	13	25	12	3,455,999	100.0			
All Grades			-		-		-		1.1	2.4	8.6	33.4	49.3	5.1	0.1	-	-	-	-	-	-	-	-	-	-	-	-	-	100.0		
	As reported by the Bureau of the Census, running bales.																														
	Less than 0.05 percent.																														
	Percentage rough preparation..... 0.1																														
	Grade index..... 92.7																														
	Average staple length..... 33.4																														

Table 22. -- Grade and staple length of upland cotton ginned in New Mexico, 1954-55

Grade	13/16 inch and shorter		7/8 inch		29/32 inch		15/16 inch		31/32 inch		1 inch		1-1/32 inches		1-1/16 inches		1-3/32 inches		1-1/8 inches		1-5/32 inches		1-3/16 inches		1-7/32 inches		1-1/4 inches and longer		All lengths				
	Bales	Percent	Bales	Percent	Bales	Percent	Bales	Percent	Bales	Percent	Bales	Percent	Bales	Percent	Bales	Percent	Bales	Percent	Bales	Percent	Bales	Percent	Bales	Percent	Bales	Percent	Bales	Percent	Bales	Percent			
White:																																	
3-0.N.	-	-	-	-	5	13	4	53	170	812	622	215	6	2	4	1,696	0.6																
4-3.N.	1	5	41	128	129	278	400	2,790	10,270	27,314	13,847	215	126	70	55,634	19.0																	
5-N.	7	253	805	1,847	1,056	1,658	2,205	7,710	18,543	43,174	21,038	639	497	272	99,663	34.1																	
6-3.L.N.	115	1,031	1,659	2,874	1,692	2,877	4,041	9,018	14,675	24,648	8,778	253	33	38	72,651	24.9																	
7-L.N.	116	556	354	810	434	1,636	2,328	5,339	5,372	4,639	1,128	36	2	-	22,990	7.9																	
8-3.0.0.	103	344	32	631	38	1,091	415	1,019	463	232	43	4	1	1	4,397	1.5																	
9-0.0.	86	266	4	446	13	950	36	119	16	4	3	2	2	-	1,547	.5																	
Total	428	2,454	2,894	6,741	3,377	8,053	9,429	26,948	49,709	100,803	45,459	1,195	683	385	259,518	89.5																	
Spotted:																																	
3-0.N.	-	-	1	7	1	2	12	92	134	42	3	-	-	-	-	294	.1																
4-3.N.	76	285	317	340	115	190	568	1,461	768	278	54	2	3	-	4,457	1.5																	
5-N.	1,205	2,271	1,010	1,112	283	740	696	1,404	893	442	40	-	-	1	10,098	3.5																	
6-3.L.N.	1,420	1,555	381	2,458	172	1,761	546	1,037	452	230	26	-	-	-	10,038	3.4																	
7-L.N.	631	964	51	2,492	29	1,166	144	613	161	77	3	2	-	-	6,330	2.2																	
Total	3,332	5,075	1,760	6,409	596	3,859	1,966	4,607	2,408	1,069	126	4	4	2	31,217	10.7																	
Tinged:																																	
3-0.N.	-	-	-	-	-	-	-	-	-	-	-	-	-	-	-	-	-	-	-	-	-	-	-	-	-	-	-	-	-	-	-	-	
4-3.N.	32	8	-	6	-	4	1	10	-	2	-	-	-	-	-	-	-	-	-	-	-	-	-	-	-	-	-	-	-	-	-	-	
5-N.	31	23	-	46	-	62	1	16	4	2	-	-	-	-	-	-	-	-	-	-	-	-	-	-	-	-	-	-	-	-	-	-	
6-3.L.N.	7	1	-	3	-	16	4	9	-	-	-	-	-	-	-	-	-	-	-	-	-	-	-	-	-	-	-	-	-	-	-	-	
Total	70	33	-	58	-	82	6	35	4	4	4	4	4	4	292	.1																	
Gray:																																	
3-0.N.	-	-	-	-	-	-	-	-	-	-	-	-	-	-	-	-	-	-	-	-	-	-	-	-	-	-	-	-	-	-	-	-	
4-3.N.	-	2	-	8	4	7	2	6	12	35	3	-	-	-	-	-	-	-	-	-	-	-	-	-	-	-	-	-	-	-	-	-	
5-N.	13	15	7	3	2	3	8	25	28	33	1	-	-	-	-	-	-	-	-	-	-	-	-	-	-	-	-	-	-	-	-	-	
6-3.L.N.	1	2	-	2	-	2	3	18	20	17	-	-	-	-	-	-	-	-	-	-	-	-	-	-	-	-	-	-	-	-	-	-	
Total	14	19	7	13	6	12	13	49	60	85	4	-	-	-	282	*																	
Below Grade	125	199	1	430	1	872	22	165	8	1	-	1	-	-	1,825	.6																	
All grades	3,969	7,760	4,662	13,651	3,980	12,878	11,436	31,804	52,189	101,962	45,589	1,160	687	387	1/292,134	100.0																	
All grades	1.3	2.7	1.6	4.7	1.4	4.4	3.9	10.9	17.9	34.9	15.6	0.4	0.2	0.1	100.0																		

Percentage rough preparation..... 0.8
 Grade index..... 95.9
 Average staple length..... 34.7

1/ As reported by the Bureau of the Census, running bales.
 * Less than 0.05 percent.

Table 23. -- Grade and staple length of upland cotton ginned in North Carolina, 1954-55

Grade	13/16 inch and shorter		7/8 inch		29/32 inch		15/16 inch		31/32 inch		1 inch		1-1/32 inches		1-1/16 inches		1-3/32 inches		1-1/8 inches		1-5/32 inches		1-3/16 inches		1-7/32 inches		1-1/4 inches and longer		All lengths					
	Bales	Percent	Bales	Percent	Bales	Percent	Bales	Percent	Bales	Percent	Bales	Percent	Bales	Percent	Bales	Percent	Bales	Percent	Bales	Percent	Bales	Percent	Bales	Percent	Bales	Percent	Bales	Percent	Bales	Percent				
White:																																		
3-0.M.	-	-	-	-	-	-	-	-	-	-	-	-	-	-	-	-	-	-	-	-	-	-	-	-	-	-	-	-	-	-	-	-		
4-0.M.	-	-	-	-	-	-	-	-	-	-	-	-	-	-	-	-	-	-	-	-	-	-	-	-	-	-	-	-	-	-	-	-		
5-M.	9	9	8	8	17	17	26	26	185	185	3,452	3,452	27,828	27,828	6,075	6,075	248	248	-	-	-	-	-	-	-	-	-	-	-	-	-			
6-S.L.M.	-	-	-	-	-	-	-	-	-	-	-	-	-	-	-	-	-	-	-	-	-	-	-	-	-	-	-	-	-	-	-	-		
7-L.M.	-	-	-	-	-	-	-	-	-	-	-	-	-	-	-	-	-	-	-	-	-	-	-	-	-	-	-	-	-	-	-	-		
8-S.O.	-	-	-	-	-	-	-	-	-	-	-	-	-	-	-	-	-	-	-	-	-	-	-	-	-	-	-	-	-	-	-	-		
9-0.0.	-	-	-	-	-	-	-	-	-	-	-	-	-	-	-	-	-	-	-	-	-	-	-	-	-	-	-	-	-	-	-	-		
Total	9		21		75		1,137		7,764		51,975		211,829		88,718		5,311		477		64		-		-		-		367,600		95.4			
Spotted:																																		
3-0.M.	-	-	-	-	-	-	-	-	-	-	-	-	-	-	-	-	-	-	-	-	-	-	-	-	-	-	-	-	-	-	-	-		
4-0.M.	-	-	-	-	-	-	-	-	-	-	-	-	-	-	-	-	-	-	-	-	-	-	-	-	-	-	-	-	-	-	-	-		
5-M.	-	-	-	-	-	-	-	-	-	-	-	-	-	-	-	-	-	-	-	-	-	-	-	-	-	-	-	-	-	-	-	-		
6-S.L.M.	-	-	-	-	-	-	-	-	-	-	-	-	-	-	-	-	-	-	-	-	-	-	-	-	-	-	-	-	-	-	-	-		
7-L.M.	-	-	-	-	-	-	-	-	-	-	-	-	-	-	-	-	-	-	-	-	-	-	-	-	-	-	-	-	-	-	-	-	-	
Total	-		10		31		226		352		2,102		4,098		450		34		-		-		-		-		-		7,303		1.8			
Tinged:																																		
3-0.M.	-	-	-	-	-	-	-	-	-	-	-	-	-	-	-	-	-	-	-	-	-	-	-	-	-	-	-	-	-	-	-	-	-	
4-0.M.	-	-	-	-	-	-	-	-	-	-	-	-	-	-	-	-	-	-	-	-	-	-	-	-	-	-	-	-	-	-	-	-	-	
5-M.	-	-	-	-	-	-	-	-	-	-	-	-	-	-	-	-	-	-	-	-	-	-	-	-	-	-	-	-	-	-	-	-	-	
6-S.L.M.	-	-	-	-	-	-	-	-	-	-	-	-	-	-	-	-	-	-	-	-	-	-	-	-	-	-	-	-	-	-	-	-	-	
7-L.M.	-	-	-	-	-	-	-	-	-	-	-	-	-	-	-	-	-	-	-	-	-	-	-	-	-	-	-	-	-	-	-	-	-	
Total	-		-		-		-		-		-		-		-		-		-		-		-		-		-		-		-	-	-	-
Gray:																																		
3-0.M.	-	-	-	-	-	-	-	-	-	-	-	-	-	-	-	-	-	-	-	-	-	-	-	-	-	-	-	-	-	-	-	-	-	
4-0.M.	-	-	-	-	-	-	-	-	-	-	-	-	-	-	-	-	-	-	-	-	-	-	-	-	-	-	-	-	-	-	-	-	-	
5-M.	-	-	-	-	-	-	-	-	-	-	-	-	-	-	-	-	-	-	-	-	-	-	-	-	-	-	-	-	-	-	-	-	-	
6-S.L.M.	-	-	-	-	-	-	-	-	-	-	-	-	-	-	-	-	-	-	-	-	-	-	-	-	-	-	-	-	-	-	-	-	-	
7-L.M.	-	-	-	-	-	-	-	-	-	-	-	-	-	-	-	-	-	-	-	-	-	-	-	-	-	-	-	-	-	-	-	-	-	
Total	-		-		-		-		-		-		-		-		-		-		-		-		-		-		-		-	-	-	-
Below Grade	-		24		-		33		12		-		8		-		-		-		-		-		-		-		77		-	-	-	
All grades	9		55		106		1,950		11,313		57,153		218,479		89,935		5,565		477		64		-		-		-	1,385,086		100.0				
All grades	Percent		Percent		Percent		Percent		Percent		Percent		Percent		Percent		Percent		Percent		Percent		Percent		Percent		Percent	Percent		Percent		Percent		
	9		55		106		1,950		11,313		57,153		218,479		89,935		5,565		477		64		-		-		-	1,385,086		100.0				
Percentage rough preparation	-		-		-		-		-		-		-		-		-		-		-		-		-		-	-	-	-	-	-	-	
Grade index	-		-		-		-		-		-		-		-		-		-		-		-		-		-	-	-	-	-	-	-	
Average staple length	-		-		-		-		-		-		-		-		-		-		-		-		-		-	-	-	-	-	-	-	

1/ As reported by the Bureau of the Census, running bales.
 * Less than 0.05 percent.

Percentage rough preparation..... 0.2
 Grade index..... 95.2
 Average staple length..... 33.0

Table 24. -- Grade and staple length of upland cotton ginned in Oklahoma, 1954-55

Grade	13/16 inch and shorter		7/8 inch		29/32 inch		15/16 inch		31/32 inch		1 inch		1-1/32 inches		1-1/16 inches		1-3/32 inches		1-1/8 inches		1-5/32 inches		1-3/16 inches		1-7/32 inches		1-1/4 inches and longer		All lengths			
	Bales	Percent	Bales	Percent	Bales	Percent	Bales	Percent	Bales	Percent	Bales	Percent	Bales	Percent	Bales	Percent	Bales	Percent	Bales	Percent	Bales	Percent	Bales	Percent	Bales	Percent	Bales	Percent	Bales	Percent		
White:																																
3-0.M.	156		87		-		29		30		19		-		-		-		-		-		-		-		-		321	0.1		
4-0.M.	4,204		7,306		3,877		5,406		2,125		1,192		415		152		-		-		-		-		-		-	24,847	8.6			
5-M.	8,681		22,269		19,774		24,926		6,626		4,636		1,659		619		70		19		-		-		-		91,279	31.6				
6-5.L.M.	5,324		14,509		13,520		13,294		4,660		2,594		1,102		514		181		69		-		-		-		55,707	19.3				
7-L.M.	777		3,792		2,415		2,946		1,310		1,000		453		497		52		14		-		-		-		13,256	4.6				
8-3-0.	54		440		310		351		115		41		37		39		-		-		-		-		-		1,387	0.5				
9-0-0.	20		139		68		41		73		14		-		-		-		-		-		-		-		355	0.1				
Total	19,296		48,542		39,964		47,073		16,939		9,496		3,666		1,821		303		102		-		-		-		187,202	64.8				
Spotted:																																
3-0.M.	49		95		48		20		21		-		-		-		-		-		-		-		-		-	233	0.1			
4-0.M.	6,874		14,470		8,849		8,058		1,962		694		155		10		-		-		-		-		-		41,072	14.2				
5-M.	8,352		18,453		10,731		6,800		1,288		484		130		21		-		-		-		-		-		46,259	16.0				
6-5.L.M.	1,401		5,367		2,622		1,477		333		122		26		12		-		-		-		-		-		11,360	3.9				
7-L.M.	157		361		205		163		30		-		12		-		-		-		-		-		-		928	0.3				
Total	16,833		38,746		22,455		16,516		3,634		1,300		323		43		-		-		-		-		-		99,852	34.5				
Tinged:																																
3-0.M.	-		-		-		-		-		-		-		-		-		-		-		-		-		-	-	-	-		
4-0.M.	9		263		71		28		-		-		-		-		-		-		-		-		-		-	371	0.1			
5-M.	237		304		68		35		13		-		-		-		-		-		-		-		-		737	0.3				
6-5.L.M.	94		105		8		6		-		-		-		-		-		-		-		-		-		213	0.1				
7-L.M.	13		38		10		-		-		-		-		-		-		-		-		-		-		61	0.0				
Total	353		790		157		69		13		-		-		-		-		-		-		-		-		1,382	0.5				
Yellow Stained:																																
3-0.M.	-		-		-		-		-		-		-		-		-		-		-		-		-		-	-	-	-		
4-0.M.	-		-		-		-		-		-		-		-		-		-		-		-		-		-	-	-	-		
5-M.	-		16		-		-		-		-		-		-		-		-		-		-		-		-	16	0.0			
Total	-		16		-		-		-		-		-		-		-		-		-		-		-		-	16	0.0			
Gray:																																
3-0.M.	-		-		-		-		-		-		-		-		-		-		-		-		-		-	-	-	-		
4-0.M.	-		-		-		-		-		-		-		-		-		-		-		-		-		-	-	-	-		
5-M.	-		10		10		-		-		-		-		-		-		-		-		-		-		-	10	0.0			
6-5.L.M.	-		-		-		-		-		-		-		-		-		-		-		-		-		-	20	0.0			
Total	-		10		10		-		-		-		-		-		-		-		-		-		-		-	30	0.0			
Below Grade	82		240		21		10		-		-		5		-		-		-		-		-		-		-	358	0.1			
All grades	36,564		88,344		62,607		63,680		20,573		10,809		3,994		1,864		303		102		-		-		-		-	1/288,840	100.0			
All grades	12.7		30.7		21.7		22.0		7.1		3.7		1.4		0.6		0.1		0.1		-		-		-		-	100.0				

1/ As reported by the Bureau of the Census, running bales.
 * Less than 0.05 percent.
 Percentage rough preparation..... 0.4
 Grade index..... 96.2
 Average staple length..... 28.9

Table 25. -- Grade and staple length of upland cotton ginned in South Carolina, 1954-55

Grade	13/16 inch and shorter		7/8 inch		29/32 inch		15/16 inch		31/32 inch		1 inch		1-1/32 inches		1-1/16 inches		1-1/8 inches		1-5/32 inches		1-3/16 inches		1-7/32 inches		1-1/4 inches and longer		All lengths																																																																																																																																																																																																																																																																																																																																																																																																																																																																																																																																																																																																																																																																																																																																																																																																																																																																																																																																																																																																																																																																																																																																																																																																																																																																																																																							
	Bales	Percent	Bales	Percent	Bales	Percent	Bales	Percent	Bales	Percent	Bales	Percent	Bales	Percent	Bales	Percent	Bales	Percent	Bales	Percent	Bales	Percent	Bales	Percent	Bales	Percent	Bales	Percent																																																																																																																																																																																																																																																																																																																																																																																																																																																																																																																																																																																																																																																																																																																																																																																																																																																																																																																																																																																																																																																																																																																																																																																																																																																																																																																						
White:																														3-0.M.	-	-	-	-	-	-	-	-	19	1.199	66	6.878	103	10.686	179	18.511	242	24.911	62	6.403	103	10.686	51	5.277	11	1.141	-	-	275	2.837	4-0.M.	-	-	-	-	-	-	68	7.032	1,199	12.351	9,127	94.411	16,486	170.111	29,241	302.111	29,241	302.111	103	10.686	269	2.781	235	2.421	60	6.181	-	-	34,227	354.111	5-M.	-	-	18	1.854	30	3.081	1,227	12.641	7,820	80.811	75,008	775.111	121,850	1,258.111	1,356	13.981	2,718	27.981	103	10.686	269	2.781	72	7.421	52	5.341	-	-	236,431	2,431.111	6-3.L.M.	-	-	10	1.031	33	3.381	879	9.081	6,412	66.411	57,817	594.111	99,604	1,028.111	275	2.831	2,160	22.111	17	1.751	135	1.391	23	2.361	25	2.561	-	-	186,524	1,911.111	7-L.M.	-	-	9	0.921	20	2.041	227	2.341	1,539	15.711	13,307	137.111	23,414	240.111	32	0.331	2,160	22.111	-	-	11	0.111	-	-	-	-	-	-	40,735	419.111	8-3-0-0.	-	-	-	-	-	-	125	1.281	497	5.111	2,980	30.611	1,983	20.311	55	0.561	-	-	-	-	-	-	-	-	-	-	-	-	-	5,217	53.711	9-0-0.	-	-	-	-	-	-	175	1.801	123	1.261	365	3.741	55	0.561	-	-	-	-	-	-	-	-	-	-	-	-	-	-	-	718	7.381	Total	-	-	37	3.781	83	8.511	17,609	181.111	159,670	1,641.111	263,095	2,711.111	61,616	631.111	1,110	11.411	104	1.071	518	5.341	301	3.081	123	1.261	-	-	-	-	506,127	5,211.111	Spotted:																															3-0.M.	-	-	-	-	-	-	39	3.981	259	2.641	629	6.481	179	1.841	-	-	-	-	-	-	-	-	-	-	-	-	-	-	-	-	1,106	1.131	4-3.M.	-	-	-	-	9	0.921	251	2.561	752	7.711	3,433	35.311	1,356	14.011	51	0.521	-	-	-	-	-	-	-	-	-	-	-	-	-	-	5,852	5.981	5-M.	-	-	-	-	-	-	81	8.311	313	3.211	1,627	16.711	739	7.611	95	0.971	-	-	-	-	-	-	-	-	-	-	-	-	-	-	2,815	2.871	6-3.L.M.	-	-	-	-	9	0.921	10	0.101	99	1.011	482	4.941	63	0.651	-	-	-	-	-	-	-	-	-	-	-	-	-	-	-	-	974	9.941	7-L.M.	-	-	-	-	-	-	228	2.341	15	0.151	251	2.561	63	0.651	-	-	-	-	-	-	-	-	-	-	-	-	-	-	-	-	557	5.681	Total	-	-	-	-	18	1.854	609	6.241	1,398	14.241	6,422	66.411	2,701	27.811	106	1.081	-	-	-	-	-	-	-	-	-	-	-	-	-	-	11,304	11.581	Tinged:																																3-0.M.	-	-	-	-	-	-	-	-	-	-	-	-	-	-	-	-	-	-	-	-	-	-	-	-	-	-	-	-	-	-	-	-	-	4-3.M.	-	-	-	-	-	-	-	-	-	-	-	-	-	-	-	-	-	-	-	-	-	-	-	-	-	-	-	-	-	-	-	-	-	5-M.	-	-	-	-	-	-	-	-	27	0.271	7	0.071	15	0.151	-	-	-	-	-	-	-	-	-	-	-	-	-	-	-	-	-	-	-	6-3.L.M.	-	-	-	-	-	-	-	-	-	-	-	-	-	-	-	-	-	-	-	-	-	-	-	-	-	-	-	-	-	-	-	-	-	7-L.M.	-	-	-	-	-	-	-	-	-	-	-	-	-	-	-	-	-	-	-	-	-	-	-	-	-	-	-	-	-	-	-	-	-	Total	-	-	-	-	-	-	-	-	27	0.271	7	0.071	29	0.291	-	-	-	-	-	-	-	-	-	-	-	-	-	-	-	-	-	-	63	0.651	Yellow Stained:																																		3-0.M.	-	-	-	-	-	-	-	-	-	-	-	-	-	-	-	-	-	-	-	-	-	-	-	-	-	-	-	-	-	-	-	-	-	-	4-3.M.	-	-	-	-	-	-	-	-	-	-	-	-	-	-	-	-	-	-	-	-	-	-	-	-	-	-	-	-	-	-	-	-	-	-	5-M.	-	-	-	-	-	-	-	-	-	-	-	-	-	-	-	-	-	-	-	-	-	-	-	-	-	-	-	-	-	-	-	-	-	-	4-3.M.	-	-	-	-	-	-	-	-	-	-	-	-	-	-	-	-	-	-	-	-	-	-	-	-	-	-	-	-	-	-	-	-	-	-	5-M.	-	-	-	-	-	-	-	-	-	-	-	-	-	-	-	-	-	-	-	-	-	-	-	-	-	-	-	-	-	-	-	-	-	-	Total	-	-	-	-	-	-	-	-	43	0.431	-	-	-	-	-	-	-	-	-	-	-	-	-	-	-	-	-	-	-	-	-	-	-	-	Gray:																																			3-0.M.	-	-	-	-	-	-	-	-	-	-	-	-	-	-	-	-	-	-	-	-	-	-	-	-	-	-	-	-	-	-	-	-	-	-	4-3.M.	-	-	-	-	-	-	-	-	12	0.121	313	3.211	472	4.841	54	0.551	-	-	-	-	-	-	-	-	-	-	-	-	-	-	-	-	-	-	5-M.	-	-	-	-	-	-	-	8	0.081	84	0.861	930	9.541	33	0.331	-	-	-	-	-	-	-	-	-	-	-	-	-	-	-	-	-	-	-	6-3.L.M.	-	-	-	-	-	-	-	-	8	0.081	133	1.361	187	1.911	8	0.081	-	-	-	-	-	-	-	-	-	-	-	-	-	-	-	-	-	-	Total	-	-	-	-	-	-	-	8	0.081	104	1.071	1,589	16.311	115	1.171	-	-	-	-	-	-	-	-	-	-	-	-	-	-	-	-	-	-	-	All grades	-	-	37	3.781	101	10.381	19,138	196.371	267,464	2,741.111	61,837	631.111	1,110	11.411	184	1.871	301	3.081	518	5.341	123	1.261	-	-	-	-	-	-	-	-	-	-	-	-	All grades	-	-	-	-	-	-	-	0.6	3.7	32.0	51.4	11.9	0.2	0.1	0.1	0.1	0.1	0.1	0.1	0.1	0.1	0.1	0.1	0.1	0.1	0.1	0.1	0.1	0.1	0.1	0.1	0.1	0.1	0.1	<p>1/ As reported by the Bureau of the Census, running bales. * Less than 0.05 percent. Percentage rough preparation..... 0.5 Grade index..... 96.4 Average staple length..... 32.7</p>																												
3-0.M.	-	-	-	-	-	-	-	-	19	1.199	66	6.878	103	10.686	179	18.511	242	24.911	62	6.403	103	10.686	51	5.277	11	1.141	-	-	275	2.837	4-0.M.	-	-	-	-	-	-	68	7.032	1,199	12.351	9,127	94.411	16,486	170.111	29,241	302.111	29,241	302.111	103	10.686	269	2.781	235	2.421	60	6.181	-	-	34,227	354.111	5-M.	-	-	18	1.854	30	3.081	1,227	12.641	7,820	80.811	75,008	775.111	121,850	1,258.111	1,356	13.981	2,718	27.981	103	10.686	269	2.781	72	7.421	52	5.341	-	-	236,431	2,431.111	6-3.L.M.	-	-	10	1.031	33	3.381	879	9.081	6,412	66.411	57,817	594.111	99,604	1,028.111	275	2.831	2,160	22.111	17	1.751	135	1.391	23	2.361	25	2.561	-	-	186,524	1,911.111	7-L.M.	-	-	9	0.921	20	2.041	227	2.341	1,539	15.711	13,307	137.111	23,414	240.111	32	0.331	2,160	22.111	-	-	11	0.111	-	-	-	-	-	-	40,735	419.111	8-3-0-0.	-	-	-	-	-	-	125	1.281	497	5.111	2,980	30.611	1,983	20.311	55	0.561	-	-	-	-	-	-	-	-	-	-	-	-	-	5,217	53.711	9-0-0.	-	-	-	-	-	-	175	1.801	123	1.261	365	3.741	55	0.561	-	-	-	-	-	-	-	-	-	-	-	-	-	-	-	718	7.381	Total	-	-	37	3.781	83	8.511	17,609	181.111	159,670	1,641.111	263,095	2,711.111	61,616	631.111	1,110	11.411	104	1.071	518	5.341	301	3.081	123	1.261	-	-	-	-	506,127	5,211.111	Spotted:																															3-0.M.	-	-	-	-	-	-	39	3.981	259	2.641	629	6.481	179	1.841	-	-	-	-	-	-	-	-	-	-	-	-	-	-	-	-	1,106	1.131	4-3.M.	-	-	-	-	9	0.921	251	2.561	752	7.711	3,433	35.311	1,356	14.011	51	0.521	-	-	-	-	-	-	-	-	-	-	-	-	-	-	5,852	5.981	5-M.	-	-	-	-	-	-	81	8.311	313	3.211	1,627	16.711	739	7.611	95	0.971	-	-	-	-	-	-	-	-	-	-	-	-	-	-	2,815	2.871	6-3.L.M.	-	-	-	-	9	0.921	10	0.101	99	1.011	482	4.941	63	0.651	-	-	-	-	-	-	-	-	-	-	-	-	-	-	-	-	974	9.941	7-L.M.	-	-	-	-	-	-	228	2.341	15	0.151	251	2.561	63	0.651	-	-	-	-	-	-	-	-	-	-	-	-	-	-	-	-	557	5.681	Total	-	-	-	-	18	1.854	609	6.241	1,398	14.241	6,422	66.411	2,701	27.811	106	1.081	-	-	-	-	-	-	-	-	-	-	-	-	-	-	11,304	11.581	Tinged:																																3-0.M.	-	-	-	-	-	-	-	-	-	-	-	-	-	-	-	-	-	-	-	-	-	-	-	-	-	-	-	-	-	-	-	-	-	4-3.M.	-	-	-	-	-	-	-	-	-	-	-	-	-	-	-	-	-	-	-	-	-	-	-	-	-	-	-	-	-	-	-	-	-	5-M.	-	-	-	-	-	-	-	-	27	0.271	7	0.071	15	0.151	-	-	-	-	-	-	-	-	-	-	-	-	-	-	-	-	-	-	-	6-3.L.M.	-	-	-	-	-	-	-	-	-	-	-	-	-	-	-	-	-	-	-	-	-	-	-	-	-	-	-	-	-	-	-	-	-	7-L.M.	-	-	-	-	-	-	-	-	-	-	-	-	-	-	-	-	-	-	-	-	-	-	-	-	-	-	-	-	-	-	-	-	-	Total	-	-	-	-	-	-	-	-	27	0.271	7	0.071	29	0.291	-	-	-	-	-	-	-	-	-	-	-	-	-	-	-	-	-	-	63	0.651	Yellow Stained:																																		3-0.M.	-	-	-	-	-	-	-	-	-	-	-	-	-	-	-	-	-	-	-	-	-	-	-	-	-	-	-	-	-	-	-	-	-	-	4-3.M.	-	-	-	-	-	-	-	-	-	-	-	-	-	-	-	-	-	-	-	-	-	-	-	-	-	-	-	-	-	-	-	-	-	-	5-M.	-	-	-	-	-	-	-	-	-	-	-	-	-	-	-	-	-	-	-	-	-	-	-	-	-	-	-	-	-	-	-	-	-	-	4-3.M.	-	-	-	-	-	-	-	-	-	-	-	-	-	-	-	-	-	-	-	-	-	-	-	-	-	-	-	-	-	-	-	-	-	-	5-M.	-	-	-	-	-	-	-	-	-	-	-	-	-	-	-	-	-	-	-	-	-	-	-	-	-	-	-	-	-	-	-	-	-	-	Total	-	-	-	-	-	-	-	-	43	0.431	-	-	-	-	-	-	-	-	-	-	-	-	-	-	-	-	-	-	-	-	-	-	-	-	Gray:																																			3-0.M.	-	-	-	-	-	-	-	-	-	-	-	-	-	-	-	-	-	-	-	-	-	-	-	-	-	-	-	-	-	-	-	-	-	-	4-3.M.	-	-	-	-	-	-	-	-	12	0.121	313	3.211	472	4.841	54	0.551	-	-	-	-	-	-	-	-	-	-	-	-	-	-	-	-	-	-	5-M.	-	-	-	-	-	-	-	8	0.081	84	0.861	930	9.541	33	0.331	-	-	-	-	-	-	-	-	-	-	-	-	-	-	-	-	-	-	-	6-3.L.M.	-	-	-	-	-	-	-	-	8	0.081	133	1.361	187	1.911	8	0.081	-	-	-	-	-	-	-	-	-	-	-	-	-	-	-	-	-	-	Total	-	-	-	-	-	-	-	8	0.081	104	1.071	1,589	16.311	115	1.171	-	-	-	-	-	-	-	-	-	-	-	-	-	-	-	-	-	-	-	All grades	-	-	37	3.781	101	10.381	19,138	196.371	267,464	2,741.111	61,837	631.111	1,110	11.411	184	1.871	301	3.081	518	5.341	123	1.261	-	-	-	-	-	-	-	-	-	-	-	-	All grades	-	-	-	-	-	-	-	0.6	3.7	32.0	51.4	11.9	0.2	0.1	0.1	0.1	0.1	0.1	0.1	0.1	0.1	0.1	0.1	0.1	0.1	0.1	0.1	0.1	0.1	0.1	0.1	0.1	0.1	0.1	<p>1/ As reported by the Bureau of the Census, running bales. * Less than 0.05 percent. Percentage rough preparation..... 0.5 Grade index..... 96.4 Average staple length..... 32.7</p>																																																										
4-0.M.	-	-	-	-	-	-	68	7.032	1,199	12.351	9,127	94.411	16,486	170.111	29,241	302.111	29,241	302.111	103	10.686	269	2.781	235	2.421	60	6.181	-	-	34,227	354.111	5-M.	-	-	18	1.854	30	3.081	1,227	12.641	7,820	80.811	75,008	775.111	121,850	1,258.111	1,356	13.981	2,718	27.981	103	10.686	269	2.781	72	7.421	52	5.341	-	-	236,431	2,431.111	6-3.L.M.	-	-	10	1.031	33	3.381	879	9.081	6,412	66.411	57,817	594.111	99,604	1,028.111	275	2.831	2,160	22.111	17	1.751	135	1.391	23	2.361	25	2.561	-	-	186,524	1,911.111	7-L.M.	-	-	9	0.921	20	2.041	227	2.341	1,539	15.711	13,307	137.111	23,414	240.111	32	0.331	2,160	22.111	-	-	11	0.111	-	-	-	-	-	-	40,735	419.111	8-3-0-0.	-	-	-	-	-	-	125	1.281	497	5.111	2,980	30.611	1,983	20.311	55	0.561	-	-	-	-	-	-	-	-	-	-	-	-	-	5,217	53.711	9-0-0.	-	-	-	-	-	-	175	1.801	123	1.261	365	3.741	55	0.561	-	-	-	-	-	-	-	-	-	-	-	-	-	-	-	718	7.381	Total	-	-	37	3.781	83	8.511	17,609	181.111	159,670	1,641.111	263,095	2,711.111	61,616	631.111	1,110	11.411	104	1.071	518	5.341	301	3.081	123	1.261	-	-	-	-	506,127	5,211.111	Spotted:																															3-0.M.	-	-	-	-	-	-	39	3.981	259	2.641	629	6.481	179	1.841	-	-	-	-	-	-	-	-	-	-	-	-	-	-	-	-	1,106	1.131	4-3.M.	-	-	-	-	9	0.921	251	2.561	752	7.711	3,433	35.311	1,356	14.011	51	0.521	-	-	-	-	-	-	-	-	-	-	-	-	-	-	5,852	5.981	5-M.	-	-	-	-	-	-	81	8.311	313	3.211	1,627	16.711	739	7.611	95	0.971	-	-	-	-	-	-	-	-	-	-	-	-	-	-	2,815	2.871	6-3.L.M.	-	-	-	-	9	0.921	10	0.101	99	1.011	482	4.941	63	0.651	-	-	-	-	-	-	-	-	-	-	-	-	-	-	-	-	974	9.941	7-L.M.	-	-	-	-	-	-	228	2.341	15	0.151	251	2.561	63	0.651	-	-	-	-	-	-	-	-	-	-	-	-	-	-	-	-	557	5.681	Total	-	-	-	-	18	1.854	609	6.241	1,398	14.241	6,422	66.411	2,701	27.811	106	1.081	-	-	-	-	-	-	-	-	-	-	-	-	-	-	11,304	11.581	Tinged:																																3-0.M.	-	-	-	-	-	-	-	-	-	-	-	-	-	-	-	-	-	-	-	-	-	-	-	-	-	-	-	-	-	-	-	-	-	4-3.M.	-	-	-	-	-	-	-	-	-	-	-	-	-	-	-	-	-	-	-	-	-	-	-	-	-	-	-	-	-	-	-	-	-	5-M.	-	-	-	-	-	-	-	-	27	0.271	7	0.071	15	0.151	-	-	-	-	-	-	-	-	-	-	-	-	-	-	-	-	-	-	-	6-3.L.M.	-	-	-	-	-	-	-	-	-	-	-	-	-	-	-	-	-	-	-	-	-	-	-	-	-	-	-	-	-	-	-	-	-	7-L.M.	-	-	-	-	-	-	-	-	-	-	-	-	-	-	-	-	-	-	-	-	-	-	-	-	-	-	-	-	-	-	-	-	-	Total	-	-	-	-	-	-	-	-	27	0.271	7	0.071	29	0.291	-	-	-	-	-	-	-	-	-	-	-	-	-	-	-	-	-	-	63	0.651	Yellow Stained:																																		3-0.M.	-	-	-	-	-	-	-	-	-	-	-	-	-	-	-	-	-	-	-	-	-	-	-	-	-	-	-	-	-	-	-	-	-	-	4-3.M.	-	-	-	-	-	-	-	-	-	-	-	-	-	-	-	-	-	-	-	-	-	-	-	-	-	-	-	-	-	-	-	-	-	-	5-M.	-	-	-	-	-	-	-	-	-	-	-	-	-	-	-	-	-	-	-	-	-	-	-	-	-	-	-	-	-	-	-	-	-	-	4-3.M.	-	-	-	-	-	-	-	-	-	-	-	-	-	-	-	-	-	-	-	-	-	-	-	-	-	-	-	-	-	-	-	-	-	-	5-M.	-	-	-	-	-	-	-	-	-	-	-	-	-	-	-	-	-	-	-	-	-	-	-	-	-	-	-	-	-	-	-	-	-	-	Total	-	-	-	-	-	-	-	-	43	0.431	-	-	-	-	-	-	-	-	-	-	-	-	-	-	-	-	-	-	-	-	-	-	-	-	Gray:																																			3-0.M.	-	-	-	-	-	-	-	-	-	-	-	-	-	-	-	-	-	-	-	-	-	-	-	-	-	-	-	-	-	-	-	-	-	-	4-3.M.	-	-	-	-	-	-	-	-	12	0.121	313	3.211	472	4.841	54	0.551	-	-	-	-	-	-	-	-	-	-	-	-	-	-	-	-	-	-	5-M.	-	-	-	-	-	-	-	8	0.081	84	0.861	930	9.541	33	0.331	-	-	-	-	-	-	-	-	-	-	-	-	-	-	-	-	-	-	-	6-3.L.M.	-	-	-	-	-	-	-	-	8	0.081	133	1.361	187	1.911	8	0.081	-	-	-	-	-	-	-	-	-	-	-	-	-	-	-	-	-	-	Total	-	-	-	-	-	-	-	8	0.081	104	1.071	1,589	16.311	115	1.171	-	-	-	-	-	-	-	-	-	-	-	-	-	-	-	-	-	-	-	All grades	-	-	37	3.781	101	10.381	19,138	196.371	267,464	2,741.111	61,837	631.111	1,110	11.411	184	1.871	301	3.081	518	5.341	123	1.261	-	-	-	-	-	-	-	-	-	-	-	-	All grades	-	-	-	-	-	-	-	0.6	3.7	32.0	51.4	11.9	0.2	0.1	0.1	0.1	0.1	0.1	0.1	0.1	0.1	0.1	0.1	0.1	0.1	0.1	0.1	0.1	0.1	0.1	0.1	0.1	0.1	0.1	<p>1/ As reported by the Bureau of the Census, running bales. * Less than 0.05 percent. Percentage rough preparation..... 0.5 Grade index..... 96.4 Average staple length..... 32.7</p>																																																																																									
5-M.	-	-	18	1.854	30	3.081	1,227	12.641	7,820	80.811	75,008	775.111	121,850	1,258.111	1,356	13.981	2,718	27.981	103	10.686	269	2.781	72	7.421	52	5.341	-	-	236,431	2,431.111	6-3.L.M.	-	-	10	1.031	33	3.381	879	9.081	6,412	66.411	57,817	594.111	99,604	1,028.111	275	2.831	2,160	22.111	17	1.751	135	1.391	23	2.361	25	2.561	-	-	186,524	1,911.111	7-L.M.	-	-	9	0.921	20	2.041	227	2.341	1,539	15.711	13,307	137.111	23,414	240.111	32	0.331	2,160	22.111	-	-	11	0.111	-	-	-	-	-	-	40,735	419.111	8-3-0-0.	-	-	-	-	-	-	125	1.281	497	5.111	2,980	30.611	1,983	20.311	55	0.561	-	-	-	-	-	-	-	-	-	-	-	-	-	5,217	53.711	9-0-0.	-	-	-	-	-	-	175	1.801	123	1.261	365	3.741	55	0.561	-	-	-	-	-	-	-	-	-	-	-	-	-	-	-	718	7.381	Total	-	-	37	3.781	83	8.511	17,609	181.111	159,670	1,641.111	263,095	2,711.111	61,616	631.111	1,110	11.411	104	1.071	518	5.341	301	3.081	123	1.261	-	-	-	-	506,127	5,211.111	Spotted:																															3-0.M.	-	-	-	-	-	-	39	3.981	259	2.641	629	6.481	179	1.841	-	-	-	-	-	-	-	-	-	-	-	-	-	-	-	-	1,106	1.131	4-3.M.	-	-	-	-	9	0.921	251	2.561	752	7.711	3,433	35.311	1,356	14.011	51	0.521	-	-	-	-	-	-	-	-	-	-	-	-	-	-	5,852	5.981	5-M.	-	-	-	-	-	-	81	8.311	313	3.211	1,627	16.711	739	7.611	95	0.971	-	-	-	-	-	-	-	-	-	-	-	-	-	-	2,815	2.871	6-3.L.M.	-	-	-	-	9	0.921	10	0.101	99	1.011	482	4.941	63	0.651	-	-	-	-	-	-	-	-	-	-	-	-	-	-	-	-	974	9.941	7-L.M.	-	-	-	-	-	-	228	2.341	15	0.151	251	2.561	63	0.651	-	-	-	-	-	-	-	-	-	-	-	-	-	-	-	-	557	5.681	Total	-	-	-	-	18	1.854	609	6.241	1,398	14.241	6,422	66.411	2,701	27.811	106	1.081	-	-	-	-	-	-	-	-	-	-	-	-	-	-	11,304	11.581	Tinged:																																3-0.M.	-	-	-	-	-	-	-	-	-	-	-	-	-	-	-	-	-	-	-	-	-	-	-	-	-	-	-	-	-	-	-	-	-	4-3.M.	-	-	-	-	-	-	-	-	-	-	-	-	-	-	-	-	-	-	-	-	-	-	-	-	-	-	-	-	-	-	-	-	-	5-M.	-	-	-	-	-	-	-	-	27	0.271	7	0.071	15	0.151	-	-	-	-	-	-	-	-	-	-	-	-	-	-	-	-	-	-	-	6-3.L.M.	-	-	-	-	-	-	-	-	-	-	-	-	-	-	-	-	-	-	-	-	-	-	-	-	-	-	-	-	-	-	-	-	-	7-L.M.	-	-	-	-	-	-	-	-	-	-	-	-	-	-	-	-	-	-	-	-	-	-	-	-	-	-	-	-	-	-	-	-	-	Total	-	-	-	-	-	-	-	-	27	0.271	7	0.071	29	0.291	-	-	-	-	-	-	-	-	-	-	-	-	-	-	-	-	-	-	63	0.651	Yellow Stained:																																		3-0.M.	-	-	-	-	-	-	-	-	-	-	-	-	-	-	-	-	-	-	-	-	-	-	-	-	-	-	-	-	-	-	-	-	-	-	4-3.M.	-	-	-	-	-	-	-	-	-	-	-	-	-	-	-	-	-	-	-	-	-	-	-	-	-	-	-	-	-	-	-	-	-	-	5-M.	-	-	-	-	-	-	-	-	-	-	-	-	-	-	-	-	-	-	-	-	-	-	-	-	-	-	-	-	-	-	-	-	-	-	4-3.M.	-	-	-	-	-	-	-	-	-	-	-	-	-	-	-	-	-	-	-	-	-	-	-	-	-	-	-	-	-	-	-	-	-	-	5-M.	-	-	-	-	-	-	-	-	-	-	-	-	-	-	-	-	-	-	-	-	-	-	-	-	-	-	-	-	-	-	-	-	-	-	Total	-	-	-	-	-	-	-	-	43	0.431	-	-	-	-	-	-	-	-	-	-	-	-	-	-	-	-	-	-	-	-	-	-	-	-	Gray:																																			3-0.M.	-	-	-	-	-	-	-	-	-	-	-	-	-	-	-	-	-	-	-	-	-	-	-	-	-	-	-	-	-	-	-	-	-	-	4-3.M.	-	-	-	-	-	-	-	-	12	0.121	313	3.211	472	4.841	54	0.551	-	-	-	-	-	-	-	-	-	-	-	-	-	-	-	-	-	-	5-M.	-	-	-	-	-	-	-	8	0.081	84	0.861	930	9.541	33	0.331	-	-	-	-	-	-	-	-	-	-	-	-	-	-	-	-	-	-	-	6-3.L.M.	-	-	-	-	-	-	-	-	8	0.081	133	1.361	187	1.911	8	0.081	-	-	-	-	-	-	-	-	-	-	-	-	-	-	-	-	-	-	Total	-	-	-	-	-	-	-	8	0.081	104	1.071	1,589	16.311	115	1.171	-	-	-	-	-	-	-	-	-	-	-	-	-	-	-	-	-	-	-	All grades	-	-	37	3.781	101	10.381	19,138	196.371	267,464	2,741.111	61,837	631.111	1,110	11.411	184	1.871	301	3.081	518	5.341	123	1.261	-	-	-	-	-	-	-	-	-	-	-	-	All grades	-	-	-	-	-	-	-	0.6	3.7	32.0	51.4	11.9	0.2	0.1	0.1	0.1	0.1	0.1	0.1	0.1	0.1	0.1	0.1	0.1	0.1	0.1	0.1	0.1	0.1	0.1	0.1	0.1	0.1	0.1	<p>1/ As reported by the Bureau of the Census, running bales. * Less than 0.05 percent. Percentage rough preparation..... 0.5 Grade index..... 96.4 Average staple length..... 32.7</p>																																																																																																																								
6-3.L.M.	-	-	10	1.031	33	3.381	879	9.081	6,412	66.411	57,817	594.111	99,604	1,028.111	275	2.831	2,160	22.111	17	1.751	135	1.391	23	2.361	25	2.561	-	-	186,524	1,911.111	7-L.M.	-	-	9	0.921	20	2.041	227	2.341	1,539	15.711	13,307	137.111	23,414	240.111	32	0.331	2,160	22.111	-	-	11	0.111	-	-	-	-	-	-	40,735	419.111	8-3-0-0.	-	-	-	-	-	-	125	1.281	497	5.111	2,980	30.611	1,983	20.311	55	0.561	-	-	-	-	-	-	-	-	-	-	-	-	-	5,217	53.711	9-0-0.	-	-	-	-	-	-	175	1.801	123	1.261	365	3.741	55	0.561	-	-	-	-	-	-	-	-	-	-	-	-	-	-	-	718	7.381	Total	-	-	37	3.781	83	8.511	17,609	181.111	159,670	1,641.111	263,095	2,711.111	61,616	631.111	1,110	11.411	104	1.071	518	5.341	301	3.081	123	1.261	-	-	-	-	506,127	5,211.111	Spotted:																															3-0.M.	-	-	-	-	-	-	39	3.981	259	2.641	629	6.481	179	1.841	-	-	-	-	-	-	-	-	-	-	-	-	-	-	-	-	1,106	1.131	4-3.M.	-	-	-	-	9	0.921	251	2.561	752	7.711	3,433	35.311	1,356	14.011	51	0.521	-	-	-	-	-	-	-	-	-	-	-	-	-	-	5,852	5.981	5-M.	-	-	-	-	-	-	81	8.311	313	3.211	1,627	16.711	739	7.611	95	0.971	-	-	-	-	-	-	-	-	-	-	-	-	-	-	2,815	2.871	6-3.L.M.	-	-	-	-	9	0.921	10	0.101	99	1.011	482	4.941	63	0.651	-	-	-	-	-	-	-	-	-	-	-	-	-	-	-	-	974	9.941	7-L.M.	-	-	-	-	-	-	228	2.341	15	0.151	251	2.561	63	0.651	-	-	-	-	-	-	-	-	-	-	-	-	-	-	-	-	557	5.681	Total	-	-	-	-	18	1.854	609	6.241	1,398	14.241	6,422	66.411	2,701	27.811	106	1.081	-	-	-	-	-	-	-	-	-	-	-	-	-	-	11,304	11.581	Tinged:																																3-0.M.	-	-	-	-	-	-	-	-	-	-	-	-	-	-	-	-	-	-	-	-	-	-	-	-	-	-	-	-	-	-	-	-	-	4-3.M.	-	-	-	-	-	-	-	-	-	-	-	-	-	-	-	-	-	-	-	-	-	-	-	-	-	-	-	-	-	-	-	-	-	5-M.	-	-	-	-	-	-	-	-	27	0.271	7	0.071	15	0.151	-	-	-	-	-	-	-	-	-	-	-	-	-	-	-	-	-	-	-	6-3.L.M.	-	-	-	-	-	-	-	-	-	-	-	-	-	-	-	-	-	-	-	-	-	-	-	-	-	-	-	-	-	-	-	-	-	7-L.M.	-	-	-	-	-	-	-	-	-	-	-	-	-	-	-	-	-	-	-	-	-	-	-	-	-	-	-	-	-	-	-	-	-	Total	-	-	-	-	-	-	-	-	27	0.271	7	0.071	29	0.291	-	-	-	-	-	-	-	-	-	-	-	-	-	-	-	-	-	-	63	0.651	Yellow Stained:																																		3-0.M.	-	-	-	-	-	-	-	-	-	-	-	-	-	-	-	-	-	-	-	-	-	-	-	-	-	-	-	-	-	-	-	-	-	-	4-3.M.	-	-	-	-	-	-	-	-	-	-	-	-	-	-	-	-	-	-	-	-	-	-	-	-	-	-	-	-	-	-	-	-	-	-	5-M.	-	-	-	-	-	-	-	-	-	-	-	-	-	-	-	-	-	-	-	-	-	-	-	-	-	-	-	-	-	-	-	-	-	-	4-3.M.	-	-	-	-	-	-	-	-	-	-	-	-	-	-	-	-	-	-	-	-	-	-	-	-	-	-	-	-	-	-	-	-	-	-	5-M.	-	-	-	-	-	-	-	-	-	-	-	-	-	-	-	-	-	-	-	-	-	-	-	-	-	-	-	-	-	-	-	-	-	-	Total	-	-	-	-	-	-	-	-	43	0.431	-	-	-	-	-	-	-	-	-	-	-	-	-	-	-	-	-	-	-	-	-	-	-	-	Gray:																																			3-0.M.	-	-	-	-	-	-	-	-	-	-	-	-	-	-	-	-	-	-	-	-	-	-	-	-	-	-	-	-	-	-	-	-	-	-	4-3.M.	-	-	-	-	-	-	-	-	12	0.121	313	3.211	472	4.841	54	0.551	-	-	-	-	-	-	-	-	-	-	-	-	-	-	-	-	-	-	5-M.	-	-	-	-	-	-	-	8	0.081	84	0.861	930	9.541	33	0.331	-	-	-	-	-	-	-	-	-	-	-	-	-	-	-	-	-	-	-	6-3.L.M.	-	-	-	-	-	-	-	-	8	0.081	133	1.361	187	1.911	8	0.081	-	-	-	-	-	-	-	-	-	-	-	-	-	-	-	-	-	-	Total	-	-	-	-	-	-	-	8	0.081	104	1.071	1,589	16.311	115	1.171	-	-	-	-	-	-	-	-	-	-	-	-	-	-	-	-	-	-	-	All grades	-	-	37	3.781	101	10.381	19,138	196.371	267,464	2,741.111	61,837	631.111	1,110	11.411	184	1.871	301	3.081	518	5.341	123	1.261	-	-	-	-	-	-	-	-	-	-	-	-	All grades	-	-	-	-	-	-	-	0.6	3.7	32.0	51.4	11.9	0.2	0.1	0.1	0.1	0.1	0.1	0.1	0.1	0.1	0.1	0.1	0.1	0.1	0.1	0.1	0.1	0.1	0.1	0.1	0.1	0.1	0.1	<p>1/ As reported by the Bureau of the Census, running bales. * Less than 0.05 percent. Percentage rough preparation..... 0.5 Grade index..... 96.4 Average staple length..... 32.7</p>																																																																																																																																																							
7-L.M.	-	-	9	0.921	20	2.041	227	2.341	1,539	15.711	13,307	137.111	23,414	240.111	32	0.331	2,160	22.111	-	-	11	0.111	-	-	-	-	-	-	40,735	419.111	8-3-0-0.	-	-	-	-	-	-	125	1.281	497	5.111	2,980	30.611	1,983	20.311	55	0.561	-	-	-	-	-	-	-	-	-	-	-	-	-	5,217	53.711	9-0-0.	-	-	-	-	-	-	175	1.801	123	1.261	365	3.741	55	0.561	-	-	-	-	-	-	-	-	-	-	-	-	-	-	-	718	7.381	Total	-	-	37	3.781	83	8.511	17,609	181.111	159,670	1,641.111	263,095	2,711.111	61,616	631.111	1,110	11.411	104	1.071	518	5.341	301	3.081	123	1.261	-	-	-	-	506,127	5,211.111	Spotted:																															3-0.M.	-	-	-	-	-	-	39	3.981	259	2.641	629	6.481	179	1.841	-	-	-	-	-	-	-	-	-	-	-	-	-	-	-	-	1,106	1.131	4-3.M.	-	-	-	-	9	0.921	251	2.561	752	7.711	3,433	35.311	1,356	14.011	51	0.521	-	-	-	-	-	-	-	-	-	-	-	-	-	-	5,852	5.981	5-M.	-	-	-	-	-	-	81	8.311	313	3.211	1,627	16.711	739	7.611	95	0.971	-	-	-	-	-	-	-	-	-	-	-	-	-	-	2,815	2.871	6-3.L.M.	-	-	-	-	9	0.921	10	0.101	99	1.011	482	4.941	63	0.651	-	-	-	-	-	-	-	-	-	-	-	-	-	-	-	-	974	9.941	7-L.M.	-	-	-	-	-	-	228	2.341	15	0.151	251	2.561	63	0.651	-	-	-	-	-	-	-	-	-	-	-	-	-	-	-	-	557	5.681	Total	-	-	-	-	18	1.854	609	6.241	1,398	14.241	6,422	66.411	2,701	27.811	106	1.081	-	-	-	-	-	-	-	-	-	-	-	-	-	-	11,304	11.581	Tinged:																																3-0.M.	-	-	-	-	-	-	-	-	-	-	-	-	-	-	-	-	-	-	-	-	-	-	-	-	-	-	-	-	-	-	-	-	-	4-3.M.	-	-	-	-	-	-	-	-	-	-	-	-	-	-	-	-	-	-	-	-	-	-	-	-	-	-	-	-	-	-	-	-	-	5-M.	-	-	-	-	-	-	-	-	27	0.271	7	0.071	15	0.151	-	-	-	-	-	-	-	-	-	-	-	-	-	-	-	-	-	-	-	6-3.L.M.	-	-	-	-	-	-	-	-	-	-	-	-	-	-	-	-	-	-	-	-	-	-	-	-	-	-	-	-	-	-	-	-	-	7-L.M.	-	-	-	-	-	-	-	-	-	-	-	-	-	-	-	-	-	-	-	-	-	-	-	-	-	-	-	-	-	-	-	-	-	Total	-	-	-	-	-	-	-	-	27	0.271	7	0.071	29	0.291	-	-	-	-	-	-	-	-	-	-	-	-	-	-	-	-	-	-	63	0.651	Yellow Stained:																																		3-0.M.	-	-	-	-	-	-	-	-	-	-	-	-	-	-	-	-	-	-	-	-	-	-	-	-	-	-	-	-	-	-	-	-	-	-	4-3.M.	-	-	-	-	-	-	-	-	-	-	-	-	-	-	-	-	-	-	-	-	-	-	-	-	-	-	-	-	-	-	-	-	-	-	5-M.	-	-	-	-	-	-	-	-	-	-	-	-	-	-	-	-	-	-	-	-	-	-	-	-	-	-	-	-	-	-	-	-	-	-	4-3.M.	-	-	-	-	-	-	-	-	-	-	-	-	-	-	-	-	-	-	-	-	-	-	-	-	-	-	-	-	-	-	-	-	-	-	5-M.	-	-	-	-	-	-	-	-	-	-	-	-	-	-	-	-	-	-	-	-	-	-	-	-	-	-	-	-	-	-	-	-	-	-	Total	-	-	-	-	-	-	-	-	43	0.431	-	-	-	-	-	-	-	-	-	-	-	-	-	-	-	-	-	-	-	-	-	-	-	-	Gray:																																			3-0.M.	-	-	-	-	-	-	-	-	-	-	-	-	-	-	-	-	-	-	-	-	-	-	-	-	-	-	-	-	-	-	-	-	-	-	4-3.M.	-	-	-	-	-	-	-	-	12	0.121	313	3.211	472	4.841	54	0.551	-	-	-	-	-	-	-	-	-	-	-	-	-	-	-	-	-	-	5-M.	-	-	-	-	-	-	-	8	0.081	84	0.861	930	9.541	33	0.331	-	-	-	-	-	-	-	-	-	-	-	-	-	-	-	-	-	-	-	6-3.L.M.	-	-	-	-	-	-	-	-	8	0.081	133	1.361	187	1.911	8	0.081	-	-	-	-	-	-	-	-	-	-	-	-	-	-	-	-	-	-	Total	-	-	-	-	-	-	-	8	0.081	104	1.071	1,589	16.311	115	1.171	-	-	-	-	-	-	-	-	-	-	-	-	-	-	-	-	-	-	-	All grades	-	-	37	3.781	101	10.381	19,138	196.371	267,464	2,741.111	61,837	631.111	1,110	11.411	184	1.871	301	3.081	518	5.341	123	1.261	-	-	-	-	-	-	-	-	-	-	-	-	All grades	-	-	-	-	-	-	-	0.6	3.7	32.0	51.4	11.9	0.2	0.1	0.1	0.1	0.1	0.1	0.1	0.1	0.1	0.1	0.1	0.1	0.1	0.1	0.1	0.1	0.1	0.1	0.1	0.1	0.1	0.1	<p>1/ As reported by the Bureau of the Census, running bales. * Less than 0.05 percent. Percentage rough preparation..... 0.5 Grade index..... 96.4 Average staple length..... 32.7</p>																																																																																																																																																																																						
8-3-0-0.	-	-	-	-	-	-	125	1.281	497	5.111	2,980	30.611	1,983	20.311	55	0.561	-	-	-	-	-	-	-	-	-	-	-	-	-	5,217	53.711	9-0-0.	-	-	-	-	-	-	175	1.801	123	1.261	365	3.741	55	0.561	-	-	-	-	-	-	-	-	-	-	-	-	-	-	-	718	7.381	Total	-	-	37	3.781	83	8.511	17,609	181.111	159,670	1,641.111	263,095	2,711.111	61,616	631.111	1,110	11.411	104	1.071	518	5.341	301	3.081	123	1.261	-	-	-	-	506,127	5,211.111	Spotted:																															3-0.M.	-	-	-	-	-	-	39	3.981	259	2.641	629	6.481	179	1.841	-	-	-	-	-	-	-	-	-	-	-	-	-	-	-	-	1,106	1.131	4-3.M.	-	-	-	-	9	0.921	251	2.561	752	7.711	3,433	35.311	1,356	14.011	51	0.521	-	-	-	-	-	-	-	-	-	-	-	-	-	-	5,852	5.981	5-M.	-	-	-	-	-	-	81	8.311	313	3.211	1,627	16.711	739	7.611	95	0.971	-	-	-	-	-	-	-	-	-	-	-	-	-	-	2,815	2.871	6-3.L.M.	-	-	-	-	9	0.921	10	0.101	99	1.011	482	4.941	63	0.651	-	-	-	-	-	-	-	-	-	-	-	-	-	-	-	-	974	9.941	7-L.M.	-	-	-	-	-	-	228	2.341	15	0.151	251	2.561	63	0.651	-	-	-	-	-	-	-	-	-	-	-	-	-	-	-	-	557	5.681	Total	-	-	-	-	18	1.854	609	6.241	1,398	14.241	6,422	66.411	2,701	27.811	106	1.081	-	-	-	-	-	-	-	-	-	-	-	-	-	-	11,304	11.581	Tinged:																																3-0.M.	-	-	-	-	-	-	-	-	-	-	-	-	-	-	-	-	-	-	-	-	-	-	-	-	-	-	-	-	-	-	-	-	-	4-3.M.	-	-	-	-	-	-	-	-	-	-	-	-	-	-	-	-	-	-	-	-	-	-	-	-	-	-	-	-	-	-	-	-	-	5-M.	-	-	-	-	-	-	-	-	27	0.271	7	0.071	15	0.151	-	-	-	-	-	-	-	-	-	-	-	-	-	-	-	-	-	-	-	6-3.L.M.	-	-	-	-	-	-	-	-	-	-	-	-	-	-	-	-	-	-	-	-	-	-	-	-	-	-	-	-	-	-	-	-	-	7-L.M.	-	-	-	-	-	-	-	-	-	-	-	-	-	-	-	-	-	-	-	-	-	-	-	-	-	-	-	-	-	-	-	-	-	Total	-	-	-	-	-	-	-	-	27	0.271	7	0.071	29	0.291	-	-	-	-	-	-	-	-	-	-	-	-	-	-	-	-	-	-	63	0.651	Yellow Stained:																																		3-0.M.	-	-	-	-	-	-	-	-	-	-	-	-	-	-	-	-	-	-	-	-	-	-	-	-	-	-	-	-	-	-	-	-	-	-	4-3.M.	-	-	-	-	-	-	-	-	-	-	-	-	-	-	-	-	-	-	-	-	-	-	-	-	-	-	-	-	-	-	-	-	-	-	5-M.	-	-	-	-	-	-	-	-	-	-	-	-	-	-	-	-	-	-	-	-	-	-	-	-	-	-	-	-	-	-	-	-	-	-	4-3.M.	-	-	-	-	-	-	-	-	-	-	-	-	-	-	-	-	-	-	-	-	-	-	-	-	-	-	-	-	-	-	-	-	-	-	5-M.	-	-	-	-	-	-	-	-	-	-	-	-	-	-	-	-	-	-	-	-	-	-	-	-	-	-	-	-	-	-	-	-	-	-	Total	-	-	-	-	-	-	-	-	43	0.431	-	-	-	-	-	-	-	-	-	-	-	-	-	-	-	-	-	-	-	-	-	-	-	-	Gray:																																			3-0.M.	-	-	-	-	-	-	-	-	-	-	-	-	-	-	-	-	-	-	-	-	-	-	-	-	-	-	-	-	-	-	-	-	-	-	4-3.M.	-	-	-	-	-	-	-	-	12	0.121	313	3.211	472	4.841	54	0.551	-	-	-	-	-	-	-	-	-	-	-	-	-	-	-	-	-	-	5-M.	-	-	-	-	-	-	-	8	0.081	84	0.861	930	9.541	33	0.331	-	-	-	-	-	-	-	-	-	-	-	-	-	-	-	-	-	-	-	6-3.L.M.	-	-	-	-	-	-	-	-	8	0.081	133	1.361	187	1.911	8	0.081	-	-	-	-	-	-	-	-	-	-	-	-	-	-	-	-	-	-	Total	-	-	-	-	-	-	-	8	0.081	104	1.071	1,589	16.311	115	1.171	-	-	-	-	-	-	-	-	-	-	-	-	-	-	-	-	-	-	-	All grades	-	-	37	3.781	101	10.381	19,138	196.371	267,464	2,741.111	61,837	631.111	1,110	11.411	184	1.871	301	3.081	518	5.341	123	1.261	-	-	-	-	-	-	-	-	-	-	-	-	All grades	-	-	-	-	-	-	-	0.6	3.7	32.0	51.4	11.9	0.2	0.1	0.1	0.1	0.1	0.1	0.1	0.1	0.1	0.1	0.1	0.1	0.1	0.1	0.1	0.1	0.1	0.1	0.1	0.1	0.1	0.1	<p>1/ As reported by the Bureau of the Census, running bales. * Less than 0.05 percent. Percentage rough preparation..... 0.5 Grade index..... 96.4 Average staple length..... 32.7</p>																																																																																																																																																																																																																					
9-0-0.	-	-	-	-	-	-	175	1.801	123	1.261	365	3.741	55	0.561	-	-	-	-	-	-	-	-	-	-	-	-	-	-	-	718	7.381	Total	-	-	37	3.781	83	8.511	17,609	181.111	159,670	1,641.111	263,095	2,711.111	61,616	631.111	1,110	11.411	104	1.071	518	5.341	301	3.081	123	1.261	-	-	-	-	506,127	5,211.111	Spotted:																															3-0.M.	-	-	-	-	-	-	39	3.981	259	2.641	629	6.481	179	1.841	-	-	-	-	-	-	-	-	-	-	-	-	-	-	-	-	1,106	1.131	4-3.M.	-	-	-	-	9	0.921	251	2.561	752	7.711	3,433	35.311	1,356	14.011	51	0.521	-	-	-	-	-	-	-	-	-	-	-	-	-	-	5,852	5.981	5-M.	-	-	-	-	-	-	81	8.311	313	3.211	1,627	16.711	739	7.611	95	0.971	-	-	-	-	-	-	-	-	-	-	-	-	-	-	2,815	2.871	6-3.L.M.	-	-	-	-	9	0.921	10	0.101	99	1.011	482	4.941	63	0.651	-	-	-	-	-	-	-	-	-	-	-	-	-	-	-	-	974	9.941	7-L.M.	-	-	-	-	-	-	228	2.341	15	0.151	251	2.561	63	0.651	-	-	-	-	-	-	-	-	-	-	-	-	-	-	-	-	557	5.681	Total	-	-	-	-	18	1.854	609	6.241	1,398	14.241	6,422	66.411	2,701	27.811	106	1.081	-	-	-	-	-	-	-	-	-	-	-	-	-	-	11,304	11.581	Tinged:																																3-0.M.	-	-	-	-	-	-	-	-	-	-	-	-	-	-	-	-	-	-	-	-	-	-	-	-	-	-	-	-	-	-	-	-	-	4-3.M.	-	-	-	-	-	-	-	-	-	-	-	-	-	-	-	-	-	-	-	-	-	-	-	-	-	-	-	-	-	-	-	-	-	5-M.	-	-	-	-	-	-	-	-	27	0.271	7	0.071	15	0.151	-	-	-	-	-	-	-	-	-	-	-	-	-	-	-	-	-	-	-	6-3.L.M.	-	-	-	-	-	-	-	-	-	-	-	-	-	-	-	-	-	-	-	-	-	-	-	-	-	-	-	-	-	-	-	-	-	7-L.M.	-	-	-	-	-	-	-	-	-	-	-	-	-	-	-	-	-	-	-	-	-	-	-	-	-	-	-	-	-	-	-	-	-	Total	-	-	-	-	-	-	-	-	27	0.271	7	0.071	29	0.291	-	-	-	-	-	-	-	-	-	-	-	-	-	-	-	-	-	-	63	0.651	Yellow Stained:																																		3-0.M.	-	-	-	-	-	-	-	-	-	-	-	-	-	-	-	-	-	-	-	-	-	-	-	-	-	-	-	-	-	-	-	-	-	-	4-3.M.	-	-	-	-	-	-	-	-	-	-	-	-	-	-	-	-	-	-	-	-	-	-	-	-	-	-	-	-	-	-	-	-	-	-	5-M.	-	-	-	-	-	-	-	-	-	-	-	-	-	-	-	-	-	-	-	-	-	-	-	-	-	-	-	-	-	-	-	-	-	-	4-3.M.	-	-	-	-	-	-	-	-	-	-	-	-	-	-	-	-	-	-	-	-	-	-	-	-	-	-	-	-	-	-	-	-	-	-	5-M.	-	-	-	-	-	-	-	-	-	-	-	-	-	-	-	-	-	-	-	-	-	-	-	-	-	-	-	-	-	-	-	-	-	-	Total	-	-	-	-	-	-	-	-	43	0.431	-	-	-	-	-	-	-	-	-	-	-	-	-	-	-	-	-	-	-	-	-	-	-	-	Gray:																																			3-0.M.	-	-	-	-	-	-	-	-	-	-	-	-	-	-	-	-	-	-	-	-	-	-	-	-	-	-	-	-	-	-	-	-	-	-	4-3.M.	-	-	-	-	-	-	-	-	12	0.121	313	3.211	472	4.841	54	0.551	-	-	-	-	-	-	-	-	-	-	-	-	-	-	-	-	-	-	5-M.	-	-	-	-	-	-	-	8	0.081	84	0.861	930	9.541	33	0.331	-	-	-	-	-	-	-	-	-	-	-	-	-	-	-	-	-	-	-	6-3.L.M.	-	-	-	-	-	-	-	-	8	0.081	133	1.361	187	1.911	8	0.081	-	-	-	-	-	-	-	-	-	-	-	-	-	-	-	-	-	-	Total	-	-	-	-	-	-	-	8	0.081	104	1.071	1,589	16.311	115	1.171	-	-	-	-	-	-	-	-	-	-	-	-	-	-	-	-	-	-	-	All grades	-	-	37	3.781	101	10.381	19,138	196.371	267,464	2,741.111	61,837	631.111	1,110	11.411	184	1.871	301	3.081	518	5.341	123	1.261	-	-	-	-	-	-	-	-	-	-	-	-	All grades	-	-	-	-	-	-	-	0.6	3.7	32.0	51.4	11.9	0.2	0.1	0.1	0.1	0.1	0.1	0.1	0.1	0.1	0.1	0.1	0.1	0.1	0.1	0.1	0.1	0.1	0.1	0.1	0.1	0.1	0.1	<p>1/ As reported by the Bureau of the Census, running bales. * Less than 0.05 percent. Percentage rough preparation..... 0.5 Grade index..... 96.4 Average staple length..... 32.7</p>																																																																																																																																																																																																																																																					
Total	-	-	37	3.781	83	8.511	17,609	181.111	159,670	1,641.111	263,095	2,711.111	61,616	631.111	1,110	11.411	104	1.071	518	5.341	301	3.081	123	1.261	-	-	-	-	506,127	5,211.111	Spotted:																															3-0.M.	-	-	-	-	-	-	39	3.981	259	2.641	629	6.481	179	1.841	-	-	-	-	-	-	-	-	-	-	-	-	-	-	-	-	1,106	1.131	4-3.M.	-	-	-	-	9	0.921	251	2.561	752	7.711	3,433	35.311	1,356	14.011	51	0.521	-	-	-	-	-	-	-	-	-	-	-	-	-	-	5,852	5.981	5-M.	-	-	-	-	-	-	81	8.311	313	3.211	1,627	16.711	739	7.611	95	0.971	-	-	-	-	-	-	-	-	-	-	-	-	-	-	2,815	2.871	6-3.L.M.	-	-	-	-	9	0.921	10	0.101	99	1.011	482	4.941	63	0.651	-	-	-	-	-	-	-	-	-	-	-	-	-	-	-	-	974	9.941	7-L.M.	-	-	-	-	-	-	228	2.341	15	0.151	251	2.561	63	0.651	-	-	-	-	-	-	-	-	-	-	-	-	-	-	-	-	557	5.681	Total	-	-	-	-	18	1.854	609	6.241	1,398	14.241	6,422	66.411	2,701	27.811	106	1.081	-	-	-	-	-	-	-	-	-	-	-	-	-	-	11,304	11.581	Tinged:																																3-0.M.	-	-	-	-	-	-	-	-	-	-	-	-	-	-	-	-	-	-	-	-	-	-	-	-	-	-	-	-	-	-	-	-	-	4-3.M.	-	-	-	-	-	-	-	-	-	-	-	-	-	-	-	-	-	-	-	-	-	-	-	-	-	-	-	-	-	-	-	-	-	5-M.	-	-	-	-	-	-	-	-	27	0.271	7	0.071	15	0.151	-	-	-	-	-	-	-	-	-	-	-	-	-	-	-	-	-	-	-	6-3.L.M.	-	-	-	-	-	-	-	-	-	-	-	-	-	-	-	-	-	-	-	-	-	-	-	-	-	-	-	-	-	-	-	-	-	7-L.M.	-	-	-	-	-	-	-	-	-	-	-	-	-	-	-	-	-	-	-	-	-	-	-	-	-	-	-	-	-	-	-	-	-	Total	-	-	-	-	-	-	-	-	27	0.271	7	0.071	29	0.291	-	-	-	-	-	-	-	-	-	-	-	-	-	-	-	-	-	-	63	0.651	Yellow Stained:																																		3-0.M.	-	-	-	-	-	-	-	-	-	-	-	-	-	-	-	-	-	-	-	-	-	-	-	-	-	-	-	-	-	-	-	-	-	-	4-3.M.	-	-	-	-	-	-	-	-	-	-	-	-	-	-	-	-	-	-	-	-	-	-	-	-	-	-	-	-	-	-	-	-	-	-	5-M.	-	-	-	-	-	-	-	-	-	-	-	-	-	-	-	-	-	-	-	-	-	-	-	-	-	-	-	-	-	-	-	-	-	-	4-3.M.	-	-	-	-	-	-	-	-	-	-	-	-	-	-	-	-	-	-	-	-	-	-	-	-	-	-	-	-	-	-	-	-	-	-	5-M.	-	-	-	-	-	-	-	-	-	-	-	-	-	-	-	-	-	-	-	-	-	-	-	-	-	-	-	-	-	-	-	-	-	-	Total	-	-	-	-	-	-	-	-	43	0.431	-	-	-	-	-	-	-	-	-	-	-	-	-	-	-	-	-	-	-	-	-	-	-	-	Gray:																																			3-0.M.	-	-	-	-	-	-	-	-	-	-	-	-	-	-	-	-	-	-	-	-	-	-	-	-	-	-	-	-	-	-	-	-	-	-	4-3.M.	-	-	-	-	-	-	-	-	12	0.121	313	3.211	472	4.841	54	0.551	-	-	-	-	-	-	-	-	-	-	-	-	-	-	-	-	-	-	5-M.	-	-	-	-	-	-	-	8	0.081	84	0.861	930	9.541	33	0.331	-	-	-	-	-	-	-	-	-	-	-	-	-	-	-	-	-	-	-	6-3.L.M.	-	-	-	-	-	-	-	-	8	0.081	133	1.361	187	1.911	8	0.081	-	-	-	-	-	-	-	-	-	-	-	-	-	-	-	-	-	-	Total	-	-	-	-	-	-	-	8	0.081	104	1.071	1,589	16.311	115	1.171	-	-	-	-	-	-	-	-	-	-	-	-	-	-	-	-	-	-	-	All grades	-	-	37	3.781	101	10.381	19,138	196.371	267,464	2,741.111	61,837	631.111	1,110	11.411	184	1.871	301	3.081	518	5.341	123	1.261	-	-	-	-	-	-	-	-	-	-	-	-	All grades	-	-	-	-	-	-	-	0.6	3.7	32.0	51.4	11.9	0.2	0.1	0.1	0.1	0.1	0.1	0.1	0.1	0.1	0.1	0.1	0.1	0.1	0.1	0.1	0.1	0.1	0.1	0.1	0.1	0.1	0.1	<p>1/ As reported by the Bureau of the Census, running bales. * Less than 0.05 percent. Percentage rough preparation..... 0.5 Grade index..... 96.4 Average staple length..... 32.7</p>																																																																																																																																																																																																																																																																																					
Spotted:																															3-0.M.	-	-	-	-	-	-	39	3.981	259	2.641	629	6.481	179	1.841	-	-	-	-	-	-	-	-	-	-	-	-	-	-	-	-	1,106	1.131	4-3.M.	-	-	-	-	9	0.921	251	2.561	752	7.711	3,433	35.311	1,356	14.011	51	0.521	-	-	-	-	-	-	-	-	-	-	-	-	-	-	5,852	5.981	5-M.	-	-	-	-	-	-	81	8.311	313	3.211	1,627	16.711	739	7.611	95	0.971	-	-	-	-	-	-	-	-	-	-	-	-	-	-	2,815	2.871	6-3.L.M.	-	-	-	-	9	0.921	10	0.101	99	1.011	482	4.941	63	0.651	-	-	-	-	-	-	-	-	-	-	-	-	-	-	-	-	974	9.941	7-L.M.	-	-	-	-	-	-	228	2.341	15	0.151	251	2.561	63	0.651	-	-	-	-	-	-	-	-	-	-	-	-	-	-	-	-	557	5.681	Total	-	-	-	-	18	1.854	609	6.241	1,398	14.241	6,422	66.411	2,701	27.811	106	1.081	-	-	-	-	-	-	-	-	-	-	-	-	-	-	11,304	11.581	Tinged:																																3-0.M.	-	-	-	-	-	-	-	-	-	-	-	-	-	-	-	-	-	-	-	-	-	-	-	-	-	-	-	-	-	-	-	-	-	4-3.M.	-	-	-	-	-	-	-	-	-	-	-	-	-	-	-	-	-	-	-	-	-	-	-	-	-	-	-	-	-	-	-	-	-	5-M.	-	-	-	-	-	-	-	-	27	0.271	7	0.071	15	0.151	-	-	-	-	-	-	-	-	-	-	-	-	-	-	-	-	-	-	-	6-3.L.M.	-	-	-	-	-	-	-	-	-	-	-	-	-	-	-	-	-	-	-	-	-	-	-	-	-	-	-	-	-	-	-	-	-	7-L.M.	-	-	-	-	-	-	-	-	-	-	-	-	-	-	-	-	-	-	-	-	-	-	-	-	-	-	-	-	-	-	-	-	-	Total	-	-	-	-	-	-	-	-	27	0.271	7	0.071	29	0.291	-	-	-	-	-	-	-	-	-	-	-	-	-	-	-	-	-	-	63	0.651	Yellow Stained:																																		3-0.M.	-	-	-	-	-	-	-	-	-	-	-	-	-	-	-	-	-	-	-	-	-	-	-	-	-	-	-	-	-	-	-	-	-	-	4-3.M.	-	-	-	-	-	-	-	-	-	-	-	-	-	-	-	-	-	-	-	-	-	-	-	-	-	-	-	-	-	-	-	-	-	-	5-M.	-	-	-	-	-	-	-	-	-	-	-	-	-	-	-	-	-	-	-	-	-	-	-	-	-	-	-	-	-	-	-	-	-	-	4-3.M.	-	-	-	-	-	-	-	-	-	-	-	-	-	-	-	-	-	-	-	-	-	-	-	-	-	-	-	-	-	-	-	-	-	-	5-M.	-	-	-	-	-	-	-	-	-	-	-	-	-	-	-	-	-	-	-	-	-	-	-	-	-	-	-	-	-	-	-	-	-	-	Total	-	-	-	-	-	-	-	-	43	0.431	-	-	-	-	-	-	-	-	-	-	-	-	-	-	-	-	-	-	-	-	-	-	-	-	Gray:																																			3-0.M.	-	-	-	-	-	-	-	-	-	-	-	-	-	-	-	-	-	-	-	-	-	-	-	-	-	-	-	-	-	-	-	-	-	-	4-3.M.	-	-	-	-	-	-	-	-	12	0.121	313	3.211	472	4.841	54	0.551	-	-	-	-	-	-	-	-	-	-	-	-	-	-	-	-	-	-	5-M.	-	-	-	-	-	-	-	8	0.081	84	0.861	930	9.541	33	0.331	-	-	-	-	-	-	-	-	-	-	-	-	-	-	-	-	-	-	-	6-3.L.M.	-	-	-	-	-	-	-	-	8	0.081	133	1.361	187	1.911	8	0.081	-	-	-	-	-	-	-	-	-	-	-	-	-	-	-	-	-	-	Total	-	-	-	-	-	-	-	8	0.081	104	1.071	1,589	16.311	115	1.171	-	-	-	-	-	-	-	-	-	-	-	-	-	-	-	-	-	-	-	All grades	-	-	37	3.781	101	10.381	19,138	196.371	267,464	2,741.111	61,837	631.111	1,110	11.411	184	1.871	301	3.081	518	5.341	123	1.261	-	-	-	-	-	-	-	-	-	-	-	-	All grades	-	-	-	-	-	-	-	0.6	3.7	32.0	51.4	11.9	0.2	0.1	0.1	0.1	0.1	0.1	0.1	0.1	0.1	0.1	0.1	0.1	0.1	0.1	0.1	0.1	0.1	0.1	0.1	0.1	0.1	0.1	<p>1/ As reported by the Bureau of the Census, running bales. * Less than 0.05 percent. Percentage rough preparation..... 0.5 Grade index..... 96.4 Average staple length..... 32.7</p>																																																																																																																																																																																																																																																																																																																				
3-0.M.	-	-	-	-	-	-	39	3.981	259	2.641	629	6.481	179	1.841	-	-	-	-	-	-	-	-	-	-	-	-	-	-	-	-	1,106	1.131	4-3.M.	-	-	-	-	9	0.921	251	2.561	752	7.711	3,433	35.311	1,356	14.011	51	0.521	-	-	-	-	-	-	-	-	-	-	-	-	-	-	5,852	5.981	5-M.	-	-	-	-	-	-	81	8.311	313	3.211	1,627	16.711	739	7.611	95	0.971	-	-	-	-	-	-	-	-	-	-	-	-	-	-	2,815	2.871	6-3.L.M.	-	-	-	-	9	0.921	10	0.101	99	1.011	482	4.941	63	0.651	-	-	-	-	-	-	-	-	-	-	-	-	-	-	-	-	974	9.941	7-L.M.	-	-	-	-	-	-	228	2.341	15	0.151	251	2.561	63	0.651	-	-	-	-	-	-	-	-	-	-	-	-	-	-	-	-	557	5.681	Total	-	-	-	-	18	1.854	609	6.241	1,398	14.241	6,422	66.411	2,701	27.811	106	1.081	-	-	-	-	-	-	-	-	-	-	-	-	-	-	11,304	11.581	Tinged:																																3-0.M.	-	-	-	-	-	-	-	-	-	-	-	-	-	-	-	-	-	-	-	-	-	-	-	-	-	-	-	-	-	-	-	-	-	4-3.M.	-	-	-	-	-	-	-	-	-	-	-	-	-	-	-	-	-	-	-	-	-	-	-	-	-	-	-	-	-	-	-	-	-	5-M.	-	-	-	-	-	-	-	-	27	0.271	7	0.071	15	0.151	-	-	-	-	-	-	-	-	-	-	-	-	-	-	-	-	-	-	-	6-3.L.M.	-	-	-	-	-	-	-	-	-	-	-	-	-	-	-	-	-	-	-	-	-	-	-	-	-	-	-	-	-	-	-	-	-	7-L.M.	-	-	-	-	-	-	-	-	-	-	-	-	-	-	-	-	-	-	-	-	-	-	-	-	-	-	-	-	-	-	-	-	-	Total	-	-	-	-	-	-	-	-	27	0.271	7	0.071	29	0.291	-	-	-	-	-	-	-	-	-	-	-	-	-	-	-	-	-	-	63	0.651	Yellow Stained:																																		3-0.M.	-	-	-	-	-	-	-	-	-	-	-	-	-	-	-	-	-	-	-	-	-	-	-	-	-	-	-	-	-	-	-	-	-	-	4-3.M.	-	-	-	-	-	-	-	-	-	-	-	-	-	-	-	-	-	-	-	-	-	-	-	-	-	-	-	-	-	-	-	-	-	-	5-M.	-	-	-	-	-	-	-	-	-	-	-	-	-	-	-	-	-	-	-	-	-	-	-	-	-	-	-	-	-	-	-	-	-	-	4-3.M.	-	-	-	-	-	-	-	-	-	-	-	-	-	-	-	-	-	-	-	-	-	-	-	-	-	-	-	-	-	-	-	-	-	-	5-M.	-	-	-	-	-	-	-	-	-	-	-	-	-	-	-	-	-	-	-	-	-	-	-	-	-	-	-	-	-	-	-	-	-	-	Total	-	-	-	-	-	-	-	-	43	0.431	-	-	-	-	-	-	-	-	-	-	-	-	-	-	-	-	-	-	-	-	-	-	-	-	Gray:																																			3-0.M.	-	-	-	-	-	-	-	-	-	-	-	-	-	-	-	-	-	-	-	-	-	-	-	-	-	-	-	-	-	-	-	-	-	-	4-3.M.	-	-	-	-	-	-	-	-	12	0.121	313	3.211	472	4.841	54	0.551	-	-	-	-	-	-	-	-	-	-	-	-	-	-	-	-	-	-	5-M.	-	-	-	-	-	-	-	8	0.081	84	0.861	930	9.541	33	0.331	-	-	-	-	-	-	-	-	-	-	-	-	-	-	-	-	-	-	-	6-3.L.M.	-	-	-	-	-	-	-	-	8	0.081	133	1.361	187	1.911	8	0.081	-	-	-	-	-	-	-	-	-	-	-	-	-	-	-	-	-	-	Total	-	-	-	-	-	-	-	8	0.081	104	1.071	1,589	16.311	115	1.171	-	-	-	-	-	-	-	-	-	-	-	-	-	-	-	-	-	-	-	All grades	-	-	37	3.781	101	10.381	19,138	196.371	267,464	2,741.111	61,837	631.111	1,110	11.411	184	1.871	301	3.081	518	5.341	123	1.261	-	-	-	-	-	-	-	-	-	-	-	-	All grades	-	-	-	-	-	-	-	0.6	3.7	32.0	51.4	11.9	0.2	0.1	0.1	0.1	0.1	0.1	0.1	0.1	0.1	0.1	0.1	0.1	0.1	0.1	0.1	0.1	0.1	0.1	0.1	0.1	0.1	0.1	<p>1/ As reported by the Bureau of the Census, running bales. * Less than 0.05 percent. Percentage rough preparation..... 0.5 Grade index..... 96.4 Average staple length..... 32.7</p>																																																																																																																																																																																																																																																																																																																																																			
4-3.M.	-	-	-	-	9	0.921	251	2.561	752	7.711	3,433	35.311	1,356	14.011	51	0.521	-	-	-	-	-	-	-	-	-	-	-	-	-	-	5,852	5.981	5-M.	-	-	-	-	-	-	81	8.311	313	3.211	1,627	16.711	739	7.611	95	0.971	-	-	-	-	-	-	-	-	-	-	-	-	-	-	2,815	2.871	6-3.L.M.	-	-	-	-	9	0.921	10	0.101	99	1.011	482	4.941	63	0.651	-	-	-	-	-	-	-	-	-	-	-	-	-	-	-	-	974	9.941	7-L.M.	-	-	-	-	-	-	228	2.341	15	0.151	251	2.561	63	0.651	-	-	-	-	-	-	-	-	-	-	-	-	-	-	-	-	557	5.681	Total	-	-	-	-	18	1.854	609	6.241	1,398	14.241	6,422	66.411	2,701	27.811	106	1.081	-	-	-	-	-	-	-	-	-	-	-	-	-	-	11,304	11.581	Tinged:																																3-0.M.	-	-	-	-	-	-	-	-	-	-	-	-	-	-	-	-	-	-	-	-	-	-	-	-	-	-	-	-	-	-	-	-	-	4-3.M.	-	-	-	-	-	-	-	-	-	-	-	-	-	-	-	-	-	-	-	-	-	-	-	-	-	-	-	-	-	-	-	-	-	5-M.	-	-	-	-	-	-	-	-	27	0.271	7	0.071	15	0.151	-	-	-	-	-	-	-	-	-	-	-	-	-	-	-	-	-	-	-	6-3.L.M.	-	-	-	-	-	-	-	-	-	-	-	-	-	-	-	-	-	-	-	-	-	-	-	-	-	-	-	-	-	-	-	-	-	7-L.M.	-	-	-	-	-	-	-	-	-	-	-	-	-	-	-	-	-	-	-	-	-	-	-	-	-	-	-	-	-	-	-	-	-	Total	-	-	-	-	-	-	-	-	27	0.271	7	0.071	29	0.291	-	-	-	-	-	-	-	-	-	-	-	-	-	-	-	-	-	-	63	0.651	Yellow Stained:																																		3-0.M.	-	-	-	-	-	-	-	-	-	-	-	-	-	-	-	-	-	-	-	-	-	-	-	-	-	-	-	-	-	-	-	-	-	-	4-3.M.	-	-	-	-	-	-	-	-	-	-	-	-	-	-	-	-	-	-	-	-	-	-	-	-	-	-	-	-	-	-	-	-	-	-	5-M.	-	-	-	-	-	-	-	-	-	-	-	-	-	-	-	-	-	-	-	-	-	-	-	-	-	-	-	-	-	-	-	-	-	-	4-3.M.	-	-	-	-	-	-	-	-	-	-	-	-	-	-	-	-	-	-	-	-	-	-	-	-	-	-	-	-	-	-	-	-	-	-	5-M.	-	-	-	-	-	-	-	-	-	-	-	-	-	-	-	-	-	-	-	-	-	-	-	-	-	-	-	-	-	-	-	-	-	-	Total	-	-	-	-	-	-	-	-	43	0.431	-	-	-	-	-	-	-	-	-	-	-	-	-	-	-	-	-	-	-	-	-	-	-	-	Gray:																																			3-0.M.	-	-	-	-	-	-	-	-	-	-	-	-	-	-	-	-	-	-	-	-	-	-	-	-	-	-	-	-	-	-	-	-	-	-	4-3.M.	-	-	-	-	-	-	-	-	12	0.121	313	3.211	472	4.841	54	0.551	-	-	-	-	-	-	-	-	-	-	-	-	-	-	-	-	-	-	5-M.	-	-	-	-	-	-	-	8	0.081	84	0.861	930	9.541	33	0.331	-	-	-	-	-	-	-	-	-	-	-	-	-	-	-	-	-	-	-	6-3.L.M.	-	-	-	-	-	-	-	-	8	0.081	133	1.361	187	1.911	8	0.081	-	-	-	-	-	-	-	-	-	-	-	-	-	-	-	-	-	-	Total	-	-	-	-	-	-	-	8	0.081	104	1.071	1,589	16.311	115	1.171	-	-	-	-	-	-	-	-	-	-	-	-	-	-	-	-	-	-	-	All grades	-	-	37	3.781	101	10.381	19,138	196.371	267,464	2,741.111	61,837	631.111	1,110	11.411	184	1.871	301	3.081	518	5.341	123	1.261	-	-	-	-	-	-	-	-	-	-	-	-	All grades	-	-	-	-	-	-	-	0.6	3.7	32.0	51.4	11.9	0.2	0.1	0.1	0.1	0.1	0.1	0.1	0.1	0.1	0.1	0.1	0.1	0.1	0.1	0.1	0.1	0.1	0.1	0.1	0.1	0.1	0.1	<p>1/ As reported by the Bureau of the Census, running bales. * Less than 0.05 percent. Percentage rough preparation..... 0.5 Grade index..... 96.4 Average staple length..... 32.7</p>																																																																																																																																																																																																																																																																																																																																																																																				
5-M.	-	-	-	-	-	-	81	8.311	313	3.211	1,627	16.711	739	7.611	95	0.971	-	-	-	-	-	-	-	-	-	-	-	-	-	-	2,815	2.871	6-3.L.M.	-	-	-	-	9	0.921	10	0.101	99	1.011	482	4.941	63	0.651	-	-	-	-	-	-	-	-	-	-	-	-	-	-	-	-	974	9.941	7-L.M.	-	-	-	-	-	-	228	2.341	15	0.151	251	2.561	63	0.651	-	-	-	-	-	-	-	-	-	-	-	-	-	-	-	-	557	5.681	Total	-	-	-	-	18	1.854	609	6.241	1,398	14.241	6,422	66.411	2,701	27.811	106	1.081	-	-	-	-	-	-	-	-	-	-	-	-	-	-	11,304	11.581	Tinged:																																3-0.M.	-	-	-	-	-	-	-	-	-	-	-	-	-	-	-	-	-	-	-	-	-	-	-	-	-	-	-	-	-	-	-	-	-	4-3.M.	-	-	-	-	-	-	-	-	-	-	-	-	-	-	-	-	-	-	-	-	-	-	-	-	-	-	-	-	-	-	-	-	-	5-M.	-	-	-	-	-	-	-	-	27	0.271	7	0.071	15	0.151	-	-	-	-	-	-	-	-	-	-	-	-	-	-	-	-	-	-	-	6-3.L.M.	-	-	-	-	-	-	-	-	-	-	-	-	-	-	-	-	-	-	-	-	-	-	-	-	-	-	-	-	-	-	-	-	-	7-L.M.	-	-	-	-	-	-	-	-	-	-	-	-	-	-	-	-	-	-	-	-	-	-	-	-	-	-	-	-	-	-	-	-	-	Total	-	-	-	-	-	-	-	-	27	0.271	7	0.071	29	0.291	-	-	-	-	-	-	-	-	-	-	-	-	-	-	-	-	-	-	63	0.651	Yellow Stained:																																		3-0.M.	-	-	-	-	-	-	-	-	-	-	-	-	-	-	-	-	-	-	-	-	-	-	-	-	-	-	-	-	-	-	-	-	-	-	4-3.M.	-	-	-	-	-	-	-	-	-	-	-	-	-	-	-	-	-	-	-	-	-	-	-	-	-	-	-	-	-	-	-	-	-	-	5-M.	-	-	-	-	-	-	-	-	-	-	-	-	-	-	-	-	-	-	-	-	-	-	-	-	-	-	-	-	-	-	-	-	-	-	4-3.M.	-	-	-	-	-	-	-	-	-	-	-	-	-	-	-	-	-	-	-	-	-	-	-	-	-	-	-	-	-	-	-	-	-	-	5-M.	-	-	-	-	-	-	-	-	-	-	-	-	-	-	-	-	-	-	-	-	-	-	-	-	-	-	-	-	-	-	-	-	-	-	Total	-	-	-	-	-	-	-	-	43	0.431	-	-	-	-	-	-	-	-	-	-	-	-	-	-	-	-	-	-	-	-	-	-	-	-	Gray:																																			3-0.M.	-	-	-	-	-	-	-	-	-	-	-	-	-	-	-	-	-	-	-	-	-	-	-	-	-	-	-	-	-	-	-	-	-	-	4-3.M.	-	-	-	-	-	-	-	-	12	0.121	313	3.211	472	4.841	54	0.551	-	-	-	-	-	-	-	-	-	-	-	-	-	-	-	-	-	-	5-M.	-	-	-	-	-	-	-	8	0.081	84	0.861	930	9.541	33	0.331	-	-	-	-	-	-	-	-	-	-	-	-	-	-	-	-	-	-	-	6-3.L.M.	-	-	-	-	-	-	-	-	8	0.081	133	1.361	187	1.911	8	0.081	-	-	-	-	-	-	-	-	-	-	-	-	-	-	-	-	-	-	Total	-	-	-	-	-	-	-	8	0.081	104	1.071	1,589	16.311	115	1.171	-	-	-	-	-	-	-	-	-	-	-	-	-	-	-	-	-	-	-	All grades	-	-	37	3.781	101	10.381	19,138	196.371	267,464	2,741.111	61,837	631.111	1,110	11.411	184	1.871	301	3.081	518	5.341	123	1.261	-	-	-	-	-	-	-	-	-	-	-	-	All grades	-	-	-	-	-	-	-	0.6	3.7	32.0	51.4	11.9	0.2	0.1	0.1	0.1	0.1	0.1	0.1	0.1	0.1	0.1	0.1	0.1	0.1	0.1	0.1	0.1	0.1	0.1	0.1	0.1	0.1	0.1	<p>1/ As reported by the Bureau of the Census, running bales. * Less than 0.05 percent. Percentage rough preparation..... 0.5 Grade index..... 96.4 Average staple length..... 32.7</p>																																																																																																																																																																																																																																																																																																																																																																																																																					
6-3.L.M.	-	-	-	-	9	0.921	10	0.101	99	1.011	482	4.941	63	0.651	-	-	-	-	-	-	-	-	-	-	-	-	-	-	-	-	974	9.941	7-L.M.	-	-	-	-	-	-	228	2.341	15	0.151	251	2.561	63	0.651	-	-	-	-	-	-	-	-	-	-	-	-	-	-	-	-	557	5.681	Total	-	-	-	-	18	1.854	609	6.241	1,398	14.241	6,422	66.411	2,701	27.811	106	1.081	-	-	-	-	-	-	-	-	-	-	-	-	-	-	11,304	11.581	Tinged:																																3-0.M.	-	-	-	-	-	-	-	-	-	-	-	-	-	-	-	-	-	-	-	-	-	-	-	-	-	-	-	-	-	-	-	-	-	4-3.M.	-	-	-	-	-	-	-	-	-	-	-	-	-	-	-	-	-	-	-	-	-	-	-	-	-	-	-	-	-	-	-	-	-	5-M.	-	-	-	-	-	-	-	-	27	0.271	7	0.071	15	0.151	-	-	-	-	-	-	-	-	-	-	-	-	-	-	-	-	-	-	-	6-3.L.M.	-	-	-	-	-	-	-	-	-	-	-	-	-	-	-	-	-	-	-	-	-	-	-	-	-	-	-	-	-	-	-	-	-	7-L.M.	-	-	-	-	-	-	-	-	-	-	-	-	-	-	-	-	-	-	-	-	-	-	-	-	-	-	-	-	-	-	-	-	-	Total	-	-	-	-	-	-	-	-	27	0.271	7	0.071	29	0.291	-	-	-	-	-	-	-	-	-	-	-	-	-	-	-	-	-	-	63	0.651	Yellow Stained:																																		3-0.M.	-	-	-	-	-	-	-	-	-	-	-	-	-	-	-	-	-	-	-	-	-	-	-	-	-	-	-	-	-	-	-	-	-	-	4-3.M.	-	-	-	-	-	-	-	-	-	-	-	-	-	-	-	-	-	-	-	-	-	-	-	-	-	-	-	-	-	-	-	-	-	-	5-M.	-	-	-	-	-	-	-	-	-	-	-	-	-	-	-	-	-	-	-	-	-	-	-	-	-	-	-	-	-	-	-	-	-	-	4-3.M.	-	-	-	-	-	-	-	-	-	-	-	-	-	-	-	-	-	-	-	-	-	-	-	-	-	-	-	-	-	-	-	-	-	-	5-M.	-	-	-	-	-	-	-	-	-	-	-	-	-	-	-	-	-	-	-	-	-	-	-	-	-	-	-	-	-	-	-	-	-	-	Total	-	-	-	-	-	-	-	-	43	0.431	-	-	-	-	-	-	-	-	-	-	-	-	-	-	-	-	-	-	-	-	-	-	-	-	Gray:																																			3-0.M.	-	-	-	-	-	-	-	-	-	-	-	-	-	-	-	-	-	-	-	-	-	-	-	-	-	-	-	-	-	-	-	-	-	-	4-3.M.	-	-	-	-	-	-	-	-	12	0.121	313	3.211	472	4.841	54	0.551	-	-	-	-	-	-	-	-	-	-	-	-	-	-	-	-	-	-	5-M.	-	-	-	-	-	-	-	8	0.081	84	0.861	930	9.541	33	0.331	-	-	-	-	-	-	-	-	-	-	-	-	-	-	-	-	-	-	-	6-3.L.M.	-	-	-	-	-	-	-	-	8	0.081	133	1.361	187	1.911	8	0.081	-	-	-	-	-	-	-	-	-	-	-	-	-	-	-	-	-	-	Total	-	-	-	-	-	-	-	8	0.081	104	1.071	1,589	16.311	115	1.171	-	-	-	-	-	-	-	-	-	-	-	-	-	-	-	-	-	-	-	All grades	-	-	37	3.781	101	10.381	19,138	196.371	267,464	2,741.111	61,837	631.111	1,110	11.411	184	1.871	301	3.081	518	5.341	123	1.261	-	-	-	-	-	-	-	-	-	-	-	-	All grades	-	-	-	-	-	-	-	0.6	3.7	32.0	51.4	11.9	0.2	0.1	0.1	0.1	0.1	0.1	0.1	0.1	0.1	0.1	0.1	0.1	0.1	0.1	0.1	0.1	0.1	0.1	0.1	0.1	0.1	0.1	<p>1/ As reported by the Bureau of the Census, running bales. * Less than 0.05 percent. Percentage rough preparation..... 0.5 Grade index..... 96.4 Average staple length..... 32.7</p>																																																																																																																																																																																																																																																																																																																																																																																																																																																						
7-L.M.	-	-	-	-	-	-	228	2.341	15	0.151	251	2.561	63	0.651	-	-	-	-	-	-	-	-	-	-	-	-	-	-	-	-	557	5.681	Total	-	-	-	-	18	1.854	609	6.241	1,398	14.241	6,422	66.411	2,701	27.811	106	1.081	-	-	-	-	-	-	-	-	-	-	-	-	-	-	11,304	11.581	Tinged:																																3-0.M.	-	-	-	-	-	-	-	-	-	-	-	-	-	-	-	-	-	-	-	-	-	-	-	-	-	-	-	-	-	-	-	-	-	4-3.M.	-	-	-	-	-	-	-	-	-	-	-	-	-	-	-	-	-	-	-	-	-	-	-	-	-	-	-	-	-	-	-	-	-	5-M.	-	-	-	-	-	-	-	-	27	0.271	7	0.071	15	0.151	-	-	-	-	-	-	-	-	-	-	-	-	-	-	-	-	-	-	-	6-3.L.M.	-	-	-	-	-	-	-	-	-	-	-	-	-	-	-	-	-	-	-	-	-	-	-	-	-	-	-	-	-	-	-	-	-	7-L.M.	-	-	-	-	-	-	-	-	-	-	-	-	-	-	-	-	-	-	-	-	-	-	-	-	-	-	-	-	-	-	-	-	-	Total	-	-	-	-	-	-	-	-	27	0.271	7	0.071	29	0.291	-	-	-	-	-	-	-	-	-	-	-	-	-	-	-	-	-	-	63	0.651	Yellow Stained:																																		3-0.M.	-	-	-	-	-	-	-	-	-	-	-	-	-	-	-	-	-	-	-	-	-	-	-	-	-	-	-	-	-	-	-	-	-	-	4-3.M.	-	-	-	-	-	-	-	-	-	-	-	-	-	-	-	-	-	-	-	-	-	-	-	-	-	-	-	-	-	-	-	-	-	-	5-M.	-	-	-	-	-	-	-	-	-	-	-	-	-	-	-	-	-	-	-	-	-	-	-	-	-	-	-	-	-	-	-	-	-	-	4-3.M.	-	-	-	-	-	-	-	-	-	-	-	-	-	-	-	-	-	-	-	-	-	-	-	-	-	-	-	-	-	-	-	-	-	-	5-M.	-	-	-	-	-	-	-	-	-	-	-	-	-	-	-	-	-	-	-	-	-	-	-	-	-	-	-	-	-	-	-	-	-	-	Total	-	-	-	-	-	-	-	-	43	0.431	-	-	-	-	-	-	-	-	-	-	-	-	-	-	-	-	-	-	-	-	-	-	-	-	Gray:																																			3-0.M.	-	-	-	-	-	-	-	-	-	-	-	-	-	-	-	-	-	-	-	-	-	-	-	-	-	-	-	-	-	-	-	-	-	-	4-3.M.	-	-	-	-	-	-	-	-	12	0.121	313	3.211	472	4.841	54	0.551	-	-	-	-	-	-	-	-	-	-	-	-	-	-	-	-	-	-	5-M.	-	-	-	-	-	-	-	8	0.081	84	0.861	930	9.541	33	0.331	-	-	-	-	-	-	-	-	-	-	-	-	-	-	-	-	-	-	-	6-3.L.M.	-	-	-	-	-	-	-	-	8	0.081	133	1.361	187	1.911	8	0.081	-	-	-	-	-	-	-	-	-	-	-	-	-	-	-	-	-	-	Total	-	-	-	-	-	-	-	8	0.081	104	1.071	1,589	16.311	115	1.171	-	-	-	-	-	-	-	-	-	-	-	-	-	-	-	-	-	-	-	All grades	-	-	37	3.781	101	10.381	19,138	196.371	267,464	2,741.111	61,837	631.111	1,110	11.411	184	1.871	301	3.081	518	5.341	123	1.261	-	-	-	-	-	-	-	-	-	-	-	-	All grades	-	-	-	-	-	-	-	0.6	3.7	32.0	51.4	11.9	0.2	0.1	0.1	0.1	0.1	0.1	0.1	0.1	0.1	0.1	0.1	0.1	0.1	0.1	0.1	0.1	0.1	0.1	0.1	0.1	0.1	0.1	<p>1/ As reported by the Bureau of the Census, running bales. * Less than 0.05 percent. Percentage rough preparation..... 0.5 Grade index..... 96.4 Average staple length..... 32.7</p>																																																																																																																																																																																																																																																																																																																																																																																																																																																																																							
Total	-	-	-	-	18	1.854	609	6.241	1,398	14.241	6,422	66.411	2,701	27.811	106	1.081	-	-	-	-	-	-	-	-	-	-	-	-	-	-	11,304	11.581	Tinged:																																3-0.M.	-	-	-	-	-	-	-	-	-	-	-	-	-	-	-	-	-	-	-	-	-	-	-	-	-	-	-	-	-	-	-	-	-	4-3.M.	-	-	-	-	-	-	-	-	-	-	-	-	-	-	-	-	-	-	-	-	-	-	-	-	-	-	-	-	-	-	-	-	-	5-M.	-	-	-	-	-	-	-	-	27	0.271	7	0.071	15	0.151	-	-	-	-	-	-	-	-	-	-	-	-	-	-	-	-	-	-	-	6-3.L.M.	-	-	-	-	-	-	-	-	-	-	-	-	-	-	-	-	-	-	-	-	-	-	-	-	-	-	-	-	-	-	-	-	-	7-L.M.	-	-	-	-	-	-	-	-	-	-	-	-	-	-	-	-	-	-	-	-	-	-	-	-	-	-	-	-	-	-	-	-	-	Total	-	-	-	-	-	-	-	-	27	0.271	7	0.071	29	0.291	-	-	-	-	-	-	-	-	-	-	-	-	-	-	-	-	-	-	63	0.651	Yellow Stained:																																		3-0.M.	-	-	-	-	-	-	-	-	-	-	-	-	-	-	-	-	-	-	-	-	-	-	-	-	-	-	-	-	-	-	-	-	-	-	4-3.M.	-	-	-	-	-	-	-	-	-	-	-	-	-	-	-	-	-	-	-	-	-	-	-	-	-	-	-	-	-	-	-	-	-	-	5-M.	-	-	-	-	-	-	-	-	-	-	-	-	-	-	-	-	-	-	-	-	-	-	-	-	-	-	-	-	-	-	-	-	-	-	4-3.M.	-	-	-	-	-	-	-	-	-	-	-	-	-	-	-	-	-	-	-	-	-	-	-	-	-	-	-	-	-	-	-	-	-	-	5-M.	-	-	-	-	-	-	-	-	-	-	-	-	-	-	-	-	-	-	-	-	-	-	-	-	-	-	-	-	-	-	-	-	-	-	Total	-	-	-	-	-	-	-	-	43	0.431	-	-	-	-	-	-	-	-	-	-	-	-	-	-	-	-	-	-	-	-	-	-	-	-	Gray:																																			3-0.M.	-	-	-	-	-	-	-	-	-	-	-	-	-	-	-	-	-	-	-	-	-	-	-	-	-	-	-	-	-	-	-	-	-	-	4-3.M.	-	-	-	-	-	-	-	-	12	0.121	313	3.211	472	4.841	54	0.551	-	-	-	-	-	-	-	-	-	-	-	-	-	-	-	-	-	-	5-M.	-	-	-	-	-	-	-	8	0.081	84	0.861	930	9.541	33	0.331	-	-	-	-	-	-	-	-	-	-	-	-	-	-	-	-	-	-	-	6-3.L.M.	-	-	-	-	-	-	-	-	8	0.081	133	1.361	187	1.911	8	0.081	-	-	-	-	-	-	-	-	-	-	-	-	-	-	-	-	-	-	Total	-	-	-	-	-	-	-	8	0.081	104	1.071	1,589	16.311	115	1.171	-	-	-	-	-	-	-	-	-	-	-	-	-	-	-	-	-	-	-	All grades	-	-	37	3.781	101	10.381	19,138	196.371	267,464	2,741.111	61,837	631.111	1,110	11.411	184	1.871	301	3.081	518	5.341	123	1.261	-	-	-	-	-	-	-	-	-	-	-	-	All grades	-	-	-	-	-	-	-	0.6	3.7	32.0	51.4	11.9	0.2	0.1	0.1	0.1	0.1	0.1	0.1	0.1	0.1	0.1	0.1	0.1	0.1	0.1	0.1	0.1	0.1	0.1	0.1	0.1	0.1	0.1	<p>1/ As reported by the Bureau of the Census, running bales. * Less than 0.05 percent. Percentage rough preparation..... 0.5 Grade index..... 96.4 Average staple length..... 32.7</p>																																																																																																																																																																																																																																																																																																																																																																																																																																																																																																																								
Tinged:																																3-0.M.	-	-	-	-	-	-	-	-	-	-	-	-	-	-	-	-	-	-	-	-	-	-	-	-	-	-	-	-	-	-	-	-	-	4-3.M.	-	-	-	-	-	-	-	-	-	-	-	-	-	-	-	-	-	-	-	-	-	-	-	-	-	-	-	-	-	-	-	-	-	5-M.	-	-	-	-	-	-	-	-	27	0.271	7	0.071	15	0.151	-	-	-	-	-	-	-	-	-	-	-	-	-	-	-	-	-	-	-	6-3.L.M.	-	-	-	-	-	-	-	-	-	-	-	-	-	-	-	-	-	-	-	-	-	-	-	-	-	-	-	-	-	-	-	-	-	7-L.M.	-	-	-	-	-	-	-	-	-	-	-	-	-	-	-	-	-	-	-	-	-	-	-	-	-	-	-	-	-	-	-	-	-	Total	-	-	-	-	-	-	-	-	27	0.271	7	0.071	29	0.291	-	-	-	-	-	-	-	-	-	-	-	-	-	-	-	-	-	-	63	0.651	Yellow Stained:																																		3-0.M.	-	-	-	-	-	-	-	-	-	-	-	-	-	-	-	-	-	-	-	-	-	-	-	-	-	-	-	-	-	-	-	-	-	-	4-3.M.	-	-	-	-	-	-	-	-	-	-	-	-	-	-	-	-	-	-	-	-	-	-	-	-	-	-	-	-	-	-	-	-	-	-	5-M.	-	-	-	-	-	-	-	-	-	-	-	-	-	-	-	-	-	-	-	-	-	-	-	-	-	-	-	-	-	-	-	-	-	-	4-3.M.	-	-	-	-	-	-	-	-	-	-	-	-	-	-	-	-	-	-	-	-	-	-	-	-	-	-	-	-	-	-	-	-	-	-	5-M.	-	-	-	-	-	-	-	-	-	-	-	-	-	-	-	-	-	-	-	-	-	-	-	-	-	-	-	-	-	-	-	-	-	-	Total	-	-	-	-	-	-	-	-	43	0.431	-	-	-	-	-	-	-	-	-	-	-	-	-	-	-	-	-	-	-	-	-	-	-	-	Gray:																																			3-0.M.	-	-	-	-	-	-	-	-	-	-	-	-	-	-	-	-	-	-	-	-	-	-	-	-	-	-	-	-	-	-	-	-	-	-	4-3.M.	-	-	-	-	-	-	-	-	12	0.121	313	3.211	472	4.841	54	0.551	-	-	-	-	-	-	-	-	-	-	-	-	-	-	-	-	-	-	5-M.	-	-	-	-	-	-	-	8	0.081	84	0.861	930	9.541	33	0.331	-	-	-	-	-	-	-	-	-	-	-	-	-	-	-	-	-	-	-	6-3.L.M.	-	-	-	-	-	-	-	-	8	0.081	133	1.361	187	1.911	8	0.081	-	-	-	-	-	-	-	-	-	-	-	-	-	-	-	-	-	-	Total	-	-	-	-	-	-	-	8	0.081	104	1.071	1,589	16.311	115	1.171	-	-	-	-	-	-	-	-	-	-	-	-	-	-	-	-	-	-	-	All grades	-	-	37	3.781	101	10.381	19,138	196.371	267,464	2,741.111	61,837	631.111	1,110	11.411	184	1.871	301	3.081	518	5.341	123	1.261	-	-	-	-	-	-	-	-	-	-	-	-	All grades	-	-	-	-	-	-	-	0.6	3.7	32.0	51.4	11.9	0.2	0.1	0.1	0.1	0.1	0.1	0.1	0.1	0.1	0.1	0.1	0.1	0.1	0.1	0.1	0.1	0.1	0.1	0.1	0.1	0.1	0.1	<p>1/ As reported by the Bureau of the Census, running bales. * Less than 0.05 percent. Percentage rough preparation..... 0.5 Grade index..... 96.4 Average staple length..... 32.7</p>																																																																																																																																																																																																																																																																																																																																																																																																																																																																																																																																																									
3-0.M.	-	-	-	-	-	-	-	-	-	-	-	-	-	-	-	-	-	-	-	-	-	-	-	-	-	-	-	-	-	-	-	-	-	4-3.M.	-	-	-	-	-	-	-	-	-	-	-	-	-	-	-	-	-	-	-	-	-	-	-	-	-	-	-	-	-	-	-	-	-	5-M.	-	-	-	-	-	-	-	-	27	0.271	7	0.071	15	0.151	-	-	-	-	-	-	-	-	-	-	-	-	-	-	-	-	-	-	-	6-3.L.M.	-	-	-	-	-	-	-	-	-	-	-	-	-	-	-	-	-	-	-	-	-	-	-	-	-	-	-	-	-	-	-	-	-	7-L.M.	-	-	-	-	-	-	-	-	-	-	-	-	-	-	-	-	-	-	-	-	-	-	-	-	-	-	-	-	-	-	-	-	-	Total	-	-	-	-	-	-	-	-	27	0.271	7	0.071	29	0.291	-	-	-	-	-	-	-	-	-	-	-	-	-	-	-	-	-	-	63	0.651	Yellow Stained:																																		3-0.M.	-	-	-	-	-	-	-	-	-	-	-	-	-	-	-	-	-	-	-	-	-	-	-	-	-	-	-	-	-	-	-	-	-	-	4-3.M.	-	-	-	-	-	-	-	-	-	-	-	-	-	-	-	-	-	-	-	-	-	-	-	-	-	-	-	-	-	-	-	-	-	-	5-M.	-	-	-	-	-	-	-	-	-	-	-	-	-	-	-	-	-	-	-	-	-	-	-	-	-	-	-	-	-	-	-	-	-	-	4-3.M.	-	-	-	-	-	-	-	-	-	-	-	-	-	-	-	-	-	-	-	-	-	-	-	-	-	-	-	-	-	-	-	-	-	-	5-M.	-	-	-	-	-	-	-	-	-	-	-	-	-	-	-	-	-	-	-	-	-	-	-	-	-	-	-	-	-	-	-	-	-	-	Total	-	-	-	-	-	-	-	-	43	0.431	-	-	-	-	-	-	-	-	-	-	-	-	-	-	-	-	-	-	-	-	-	-	-	-	Gray:																																			3-0.M.	-	-	-	-	-	-	-	-	-	-	-	-	-	-	-	-	-	-	-	-	-	-	-	-	-	-	-	-	-	-	-	-	-	-	4-3.M.	-	-	-	-	-	-	-	-	12	0.121	313	3.211	472	4.841	54	0.551	-	-	-	-	-	-	-	-	-	-	-	-	-	-	-	-	-	-	5-M.	-	-	-	-	-	-	-	8	0.081	84	0.861	930	9.541	33	0.331	-	-	-	-	-	-	-	-	-	-	-	-	-	-	-	-	-	-	-	6-3.L.M.	-	-	-	-	-	-	-	-	8	0.081	133	1.361	187	1.911	8	0.081	-	-	-	-	-	-	-	-	-	-	-	-	-	-	-	-	-	-	Total	-	-	-	-	-	-	-	8	0.081	104	1.071	1,589	16.311	115	1.171	-	-	-	-	-	-	-	-	-	-	-	-	-	-	-	-	-	-	-	All grades	-	-	37	3.781	101	10.381	19,138	196.371	267,464	2,741.111	61,837	631.111	1,110	11.411	184	1.871	301	3.081	518	5.341	123	1.261	-	-	-	-	-	-	-	-	-	-	-	-	All grades	-	-	-	-	-	-	-	0.6	3.7	32.0	51.4	11.9	0.2	0.1	0.1	0.1	0.1	0.1	0.1	0.1	0.1	0.1	0.1	0.1	0.1	0.1	0.1	0.1	0.1	0.1	0.1	0.1	0.1	0.1	<p>1/ As reported by the Bureau of the Census, running bales. * Less than 0.05 percent. Percentage rough preparation..... 0.5 Grade index..... 96.4 Average staple length..... 32.7</p>																																																																																																																																																																																																																																																																																																																																																																																																																																																																																																																																																																																									
4-3.M.	-	-	-	-	-	-	-	-	-	-	-	-	-	-	-	-	-	-	-	-	-	-	-	-	-	-	-	-	-	-	-	-	-	5-M.	-	-	-	-	-	-	-	-	27	0.271	7	0.071	15	0.151	-	-	-	-	-	-	-	-	-	-	-	-	-	-	-	-	-	-	-	6-3.L.M.	-	-	-	-	-	-	-	-	-	-	-	-	-	-	-	-	-	-	-	-	-	-	-	-	-	-	-	-	-	-	-	-	-	7-L.M.	-	-	-	-	-	-	-	-	-	-	-	-	-	-	-	-	-	-	-	-	-	-	-	-	-	-	-	-	-	-	-	-	-	Total	-	-	-	-	-	-	-	-	27	0.271	7	0.071	29	0.291	-	-	-	-	-	-	-	-	-	-	-	-	-	-	-	-	-	-	63	0.651	Yellow Stained:																																		3-0.M.	-	-	-	-	-	-	-	-	-	-	-	-	-	-	-	-	-	-	-	-	-	-	-	-	-	-	-	-	-	-	-	-	-	-	4-3.M.	-	-	-	-	-	-	-	-	-	-	-	-	-	-	-	-	-	-	-	-	-	-	-	-	-	-	-	-	-	-	-	-	-	-	5-M.	-	-	-	-	-	-	-	-	-	-	-	-	-	-	-	-	-	-	-	-	-	-	-	-	-	-	-	-	-	-	-	-	-	-	4-3.M.	-	-	-	-	-	-	-	-	-	-	-	-	-	-	-	-	-	-	-	-	-	-	-	-	-	-	-	-	-	-	-	-	-	-	5-M.	-	-	-	-	-	-	-	-	-	-	-	-	-	-	-	-	-	-	-	-	-	-	-	-	-	-	-	-	-	-	-	-	-	-	Total	-	-	-	-	-	-	-	-	43	0.431	-	-	-	-	-	-	-	-	-	-	-	-	-	-	-	-	-	-	-	-	-	-	-	-	Gray:																																			3-0.M.	-	-	-	-	-	-	-	-	-	-	-	-	-	-	-	-	-	-	-	-	-	-	-	-	-	-	-	-	-	-	-	-	-	-	4-3.M.	-	-	-	-	-	-	-	-	12	0.121	313	3.211	472	4.841	54	0.551	-	-	-	-	-	-	-	-	-	-	-	-	-	-	-	-	-	-	5-M.	-	-	-	-	-	-	-	8	0.081	84	0.861	930	9.541	33	0.331	-	-	-	-	-	-	-	-	-	-	-	-	-	-	-	-	-	-	-	6-3.L.M.	-	-	-	-	-	-	-	-	8	0.081	133	1.361	187	1.911	8	0.081	-	-	-	-	-	-	-	-	-	-	-	-	-	-	-	-	-	-	Total	-	-	-	-	-	-	-	8	0.081	104	1.071	1,589	16.311	115	1.171	-	-	-	-	-	-	-	-	-	-	-	-	-	-	-	-	-	-	-	All grades	-	-	37	3.781	101	10.381	19,138	196.371	267,464	2,741.111	61,837	631.111	1,110	11.411	184	1.871	301	3.081	518	5.341	123	1.261	-	-	-	-	-	-	-	-	-	-	-	-	All grades	-	-	-	-	-	-	-	0.6	3.7	32.0	51.4	11.9	0.2	0.1	0.1	0.1	0.1	0.1	0.1	0.1	0.1	0.1	0.1	0.1	0.1	0.1	0.1	0.1	0.1	0.1	0.1	0.1	0.1	0.1	<p>1/ As reported by the Bureau of the Census, running bales. * Less than 0.05 percent. Percentage rough preparation..... 0.5 Grade index..... 96.4 Average staple length..... 32.7</p>																																																																																																																																																																																																																																																																																																																																																																																																																																																																																																																																																																																																																											
5-M.	-	-	-	-	-	-	-	-	27	0.271	7	0.071	15	0.151	-	-	-	-	-	-	-	-	-	-	-	-	-	-	-	-	-	-	-	6-3.L.M.	-	-	-	-	-	-	-	-	-	-	-	-	-	-	-	-	-	-	-	-	-	-	-	-	-	-	-	-	-	-	-	-	-	7-L.M.	-	-	-	-	-	-	-	-	-	-	-	-	-	-	-	-	-	-	-	-	-	-	-	-	-	-	-	-	-	-	-	-	-	Total	-	-	-	-	-	-	-	-	27	0.271	7	0.071	29	0.291	-	-	-	-	-	-	-	-	-	-	-	-	-	-	-	-	-	-	63	0.651	Yellow Stained:																																		3-0.M.	-	-	-	-	-	-	-	-	-	-	-	-	-	-	-	-	-	-	-	-	-	-	-	-	-	-	-	-	-	-	-	-	-	-	4-3.M.	-	-	-	-	-	-	-	-	-	-	-	-	-	-	-	-	-	-	-	-	-	-	-	-	-	-	-	-	-	-	-	-	-	-	5-M.	-	-	-	-	-	-	-	-	-	-	-	-	-	-	-	-	-	-	-	-	-	-	-	-	-	-	-	-	-	-	-	-	-	-	4-3.M.	-	-	-	-	-	-	-	-	-	-	-	-	-	-	-	-	-	-	-	-	-	-	-	-	-	-	-	-	-	-	-	-	-	-	5-M.	-	-	-	-	-	-	-	-	-	-	-	-	-	-	-	-	-	-	-	-	-	-	-	-	-	-	-	-	-	-	-	-	-	-	Total	-	-	-	-	-	-	-	-	43	0.431	-	-	-	-	-	-	-	-	-	-	-	-	-	-	-	-	-	-	-	-	-	-	-	-	Gray:																																			3-0.M.	-	-	-	-	-	-	-	-	-	-	-	-	-	-	-	-	-	-	-	-	-	-	-	-	-	-	-	-	-	-	-	-	-	-	4-3.M.	-	-	-	-	-	-	-	-	12	0.121	313	3.211	472	4.841	54	0.551	-	-	-	-	-	-	-	-	-	-	-	-	-	-	-	-	-	-	5-M.	-	-	-	-	-	-	-	8	0.081	84	0.861	930	9.541	33	0.331	-	-	-	-	-	-	-	-	-	-	-	-	-	-	-	-	-	-	-	6-3.L.M.	-	-	-	-	-	-	-	-	8	0.081	133	1.361	187	1.911	8	0.081	-	-	-	-	-	-	-	-	-	-	-	-	-	-	-	-	-	-	Total	-	-	-	-	-	-	-	8	0.081	104	1.071	1,589	16.311	115	1.171	-	-	-	-	-	-	-	-	-	-	-	-	-	-	-	-	-	-	-	All grades	-	-	37	3.781	101	10.381	19,138	196.371	267,464	2,741.111	61,837	631.111	1,110	11.411	184	1.871	301	3.081	518	5.341	123	1.261	-	-	-	-	-	-	-	-	-	-	-	-	All grades	-	-	-	-	-	-	-	0.6	3.7	32.0	51.4	11.9	0.2	0.1	0.1	0.1	0.1	0.1	0.1	0.1	0.1	0.1	0.1	0.1	0.1	0.1	0.1	0.1	0.1	0.1	0.1	0.1	0.1	0.1	<p>1/ As reported by the Bureau of the Census, running bales. * Less than 0.05 percent. Percentage rough preparation..... 0.5 Grade index..... 96.4 Average staple length..... 32.7</p>																																																																																																																																																																																																																																																																																																																																																																																																																																																																																																																																																																																																																																																													
6-3.L.M.	-	-	-	-	-	-	-	-	-	-	-	-	-	-	-	-	-	-	-	-	-	-	-	-	-	-	-	-	-	-	-	-	-	7-L.M.	-	-	-	-	-	-	-	-	-	-	-	-	-	-	-	-	-	-	-	-	-	-	-	-	-	-	-	-	-	-	-	-	-	Total	-	-	-	-	-	-	-	-	27	0.271	7	0.071	29	0.291	-	-	-	-	-	-	-	-	-	-	-	-	-	-	-	-	-	-	63	0.651	Yellow Stained:																																		3-0.M.	-	-	-	-	-	-	-	-	-	-	-	-	-	-	-	-	-	-	-	-	-	-	-	-	-	-	-	-	-	-	-	-	-	-	4-3.M.	-	-	-	-	-	-	-	-	-	-	-	-	-	-	-	-	-	-	-	-	-	-	-	-	-	-	-	-	-	-	-	-	-	-	5-M.	-	-	-	-	-	-	-	-	-	-	-	-	-	-	-	-	-	-	-	-	-	-	-	-	-	-	-	-	-	-	-	-	-	-	4-3.M.	-	-	-	-	-	-	-	-	-	-	-	-	-	-	-	-	-	-	-	-	-	-	-	-	-	-	-	-	-	-	-	-	-	-	5-M.	-	-	-	-	-	-	-	-	-	-	-	-	-	-	-	-	-	-	-	-	-	-	-	-	-	-	-	-	-	-	-	-	-	-	Total	-	-	-	-	-	-	-	-	43	0.431	-	-	-	-	-	-	-	-	-	-	-	-	-	-	-	-	-	-	-	-	-	-	-	-	Gray:																																			3-0.M.	-	-	-	-	-	-	-	-	-	-	-	-	-	-	-	-	-	-	-	-	-	-	-	-	-	-	-	-	-	-	-	-	-	-	4-3.M.	-	-	-	-	-	-	-	-	12	0.121	313	3.211	472	4.841	54	0.551	-	-	-	-	-	-	-	-	-	-	-	-	-	-	-	-	-	-	5-M.	-	-	-	-	-	-	-	8	0.081	84	0.861	930	9.541	33	0.331	-	-	-	-	-	-	-	-	-	-	-	-	-	-	-	-	-	-	-	6-3.L.M.	-	-	-	-	-	-	-	-	8	0.081	133	1.361	187	1.911	8	0.081	-	-	-	-	-	-	-	-	-	-	-	-	-	-	-	-	-	-	Total	-	-	-	-	-	-	-	8	0.081	104	1.071	1,589	16.311	115	1.171	-	-	-	-	-	-	-	-	-	-	-	-	-	-	-	-	-	-	-	All grades	-	-	37	3.781	101	10.381	19,138	196.371	267,464	2,741.111	61,837	631.111	1,110	11.411	184	1.871	301	3.081	518	5.341	123	1.261	-	-	-	-	-	-	-	-	-	-	-	-	All grades	-	-	-	-	-	-	-	0.6	3.7	32.0	51.4	11.9	0.2	0.1	0.1	0.1	0.1	0.1	0.1	0.1	0.1	0.1	0.1	0.1	0.1	0.1	0.1	0.1	0.1	0.1	0.1	0.1	0.1	0.1	<p>1/ As reported by the Bureau of the Census, running bales. * Less than 0.05 percent. Percentage rough preparation..... 0.5 Grade index..... 96.4 Average staple length..... 32.7</p>																																																																																																																																																																																																																																																																																																																																																																																																																																																																																																																																																																																																																																																																																															
7-L.M.	-	-	-	-	-	-	-	-	-	-	-	-	-	-	-	-	-	-	-	-	-	-	-	-	-	-	-	-	-	-	-	-	-	Total	-	-	-	-	-	-	-	-	27	0.271	7	0.071	29	0.291	-	-	-	-	-	-	-	-	-	-	-	-	-	-	-	-	-	-	63	0.651	Yellow Stained:																																		3-0.M.	-	-	-	-	-	-	-	-	-	-	-	-	-	-	-	-	-	-	-	-	-	-	-	-	-	-	-	-	-	-	-	-	-	-	4-3.M.	-	-	-	-	-	-	-	-	-	-	-	-	-	-	-	-	-	-	-	-	-	-	-	-	-	-	-	-	-	-	-	-	-	-	5-M.	-	-	-	-	-	-	-	-	-	-	-	-	-	-	-	-	-	-	-	-	-	-	-	-	-	-	-	-	-	-	-	-	-	-	4-3.M.	-	-	-	-	-	-	-	-	-	-	-	-	-	-	-	-	-	-	-	-	-	-	-	-	-	-	-	-	-	-	-	-	-	-	5-M.	-	-	-	-	-	-	-	-	-	-	-	-	-	-	-	-	-	-	-	-	-	-	-	-	-	-	-	-	-	-	-	-	-	-	Total	-	-	-	-	-	-	-	-	43	0.431	-	-	-	-	-	-	-	-	-	-	-	-	-	-	-	-	-	-	-	-	-	-	-	-	Gray:																																			3-0.M.	-	-	-	-	-	-	-	-	-	-	-	-	-	-	-	-	-	-	-	-	-	-	-	-	-	-	-	-	-	-	-	-	-	-	4-3.M.	-	-	-	-	-	-	-	-	12	0.121	313	3.211	472	4.841	54	0.551	-	-	-	-	-	-	-	-	-	-	-	-	-	-	-	-	-	-	5-M.	-	-	-	-	-	-	-	8	0.081	84	0.861	930	9.541	33	0.331	-	-	-	-	-	-	-	-	-	-	-	-	-	-	-	-	-	-	-	6-3.L.M.	-	-	-	-	-	-	-	-	8	0.081	133	1.361	187	1.911	8	0.081	-	-	-	-	-	-	-	-	-	-	-	-	-	-	-	-	-	-	Total	-	-	-	-	-	-	-	8	0.081	104	1.071	1,589	16.311	115	1.171	-	-	-	-	-	-	-	-	-	-	-	-	-	-	-	-	-	-	-	All grades	-	-	37	3.781	101	10.381	19,138	196.371	267,464	2,741.111	61,837	631.111	1,110	11.411	184	1.871	301	3.081	518	5.341	123	1.261	-	-	-	-	-	-	-	-	-	-	-	-	All grades	-	-	-	-	-	-	-	0.6	3.7	32.0	51.4	11.9	0.2	0.1	0.1	0.1	0.1	0.1	0.1	0.1	0.1	0.1	0.1	0.1	0.1	0.1	0.1	0.1	0.1	0.1	0.1	0.1	0.1	0.1	<p>1/ As reported by the Bureau of the Census, running bales. * Less than 0.05 percent. Percentage rough preparation..... 0.5 Grade index..... 96.4 Average staple length..... 32.7</p>																																																																																																																																																																																																																																																																																																																																																																																																																																																																																																																																																																																																																																																																																																																																	
Total	-	-	-	-	-	-	-	-	27	0.271	7	0.071	29	0.291	-	-	-	-	-	-	-	-	-	-	-	-	-	-	-	-	-	-	63	0.651	Yellow Stained:																																		3-0.M.	-	-	-	-	-	-	-	-	-	-	-	-	-	-	-	-	-	-	-	-	-	-	-	-	-	-	-	-	-	-	-	-	-	-	4-3.M.	-	-	-	-	-	-	-	-	-	-	-	-	-	-	-	-	-	-	-	-	-	-	-	-	-	-	-	-	-	-	-	-	-	-	5-M.	-	-	-	-	-	-	-	-	-	-	-	-	-	-	-	-	-	-	-	-	-	-	-	-	-	-	-	-	-	-	-	-	-	-	4-3.M.	-	-	-	-	-	-	-	-	-	-	-	-	-	-	-	-	-	-	-	-	-	-	-	-	-	-	-	-	-	-	-	-	-	-	5-M.	-	-	-	-	-	-	-	-	-	-	-	-	-	-	-	-	-	-	-	-	-	-	-	-	-	-	-	-	-	-	-	-	-	-	Total	-	-	-	-	-	-	-	-	43	0.431	-	-	-	-	-	-	-	-	-	-	-	-	-	-	-	-	-	-	-	-	-	-	-	-	Gray:																																			3-0.M.	-	-	-	-	-	-	-	-	-	-	-	-	-	-	-	-	-	-	-	-	-	-	-	-	-	-	-	-	-	-	-	-	-	-	4-3.M.	-	-	-	-	-	-	-	-	12	0.121	313	3.211	472	4.841	54	0.551	-	-	-	-	-	-	-	-	-	-	-	-	-	-	-	-	-	-	5-M.	-	-	-	-	-	-	-	8	0.081	84	0.861	930	9.541	33	0.331	-	-	-	-	-	-	-	-	-	-	-	-	-	-	-	-	-	-	-	6-3.L.M.	-	-	-	-	-	-	-	-	8	0.081	133	1.361	187	1.911	8	0.081	-	-	-	-	-	-	-	-	-	-	-	-	-	-	-	-	-	-	Total	-	-	-	-	-	-	-	8	0.081	104	1.071	1,589	16.311	115	1.171	-	-	-	-	-	-	-	-	-	-	-	-	-	-	-	-	-	-	-	All grades	-	-	37	3.781	101	10.381	19,138	196.371	267,464	2,741.111	61,837	631.111	1,110	11.411	184	1.871	301	3.081	518	5.341	123	1.261	-	-	-	-	-	-	-	-	-	-	-	-	All grades	-	-	-	-	-	-	-	0.6	3.7	32.0	51.4	11.9	0.2	0.1	0.1	0.1	0.1	0.1	0.1	0.1	0.1	0.1	0.1	0.1	0.1	0.1	0.1	0.1	0.1	0.1	0.1	0.1	0.1	0.1	<p>1/ As reported by the Bureau of the Census, running bales. * Less than 0.05 percent. Percentage rough preparation..... 0.5 Grade index..... 96.4 Average staple length..... 32.7</p>																																																																																																																																																																																																																																																																																																																																																																																																																																																																																																																																																																																																																																																																																																																																																																			
Yellow Stained:																																		3-0.M.	-	-	-	-	-	-	-	-	-	-	-	-	-	-	-	-	-	-	-	-	-	-	-	-	-	-	-	-	-	-	-	-	-	-	4-3.M.	-	-	-	-	-	-	-	-	-	-	-	-	-	-	-	-	-	-	-	-	-	-	-	-	-	-	-	-	-	-	-	-	-	-	5-M.	-	-	-	-	-	-	-	-	-	-	-	-	-	-	-	-	-	-	-	-	-	-	-	-	-	-	-	-	-	-	-	-	-	-	4-3.M.	-	-	-	-	-	-	-	-	-	-	-	-	-	-	-	-	-	-	-	-	-	-	-	-	-	-	-	-	-	-	-	-	-	-	5-M.	-	-	-	-	-	-	-	-	-	-	-	-	-	-	-	-	-	-	-	-	-	-	-	-	-	-	-	-	-	-	-	-	-	-	Total	-	-	-	-	-	-	-	-	43	0.431	-	-	-	-	-	-	-	-	-	-	-	-	-	-	-	-	-	-	-	-	-	-	-	-	Gray:																																			3-0.M.	-	-	-	-	-	-	-	-	-	-	-	-	-	-	-	-	-	-	-	-	-	-	-	-	-	-	-	-	-	-	-	-	-	-	4-3.M.	-	-	-	-	-	-	-	-	12	0.121	313	3.211	472	4.841	54	0.551	-	-	-	-	-	-	-	-	-	-	-	-	-	-	-	-	-	-	5-M.	-	-	-	-	-	-	-	8	0.081	84	0.861	930	9.541	33	0.331	-	-	-	-	-	-	-	-	-	-	-	-	-	-	-	-	-	-	-	6-3.L.M.	-	-	-	-	-	-	-	-	8	0.081	133	1.361	187	1.911	8	0.081	-	-	-	-	-	-	-	-	-	-	-	-	-	-	-	-	-	-	Total	-	-	-	-	-	-	-	8	0.081	104	1.071	1,589	16.311	115	1.171	-	-	-	-	-	-	-	-	-	-	-	-	-	-	-	-	-	-	-	All grades	-	-	37	3.781	101	10.381	19,138	196.371	267,464	2,741.111	61,837	631.111	1,110	11.411	184	1.871	301	3.081	518	5.341	123	1.261	-	-	-	-	-	-	-	-	-	-	-	-	All grades	-	-	-	-	-	-	-	0.6	3.7	32.0	51.4	11.9	0.2	0.1	0.1	0.1	0.1	0.1	0.1	0.1	0.1	0.1	0.1	0.1	0.1	0.1	0.1	0.1	0.1	0.1	0.1	0.1	0.1	0.1	<p>1/ As reported by the Bureau of the Census, running bales. * Less than 0.05 percent. Percentage rough preparation..... 0.5 Grade index..... 96.4 Average staple length..... 32.7</p>																																																																																																																																																																																																																																																																																																																																																																																																																																																																																																																																																																																																																																																																																																																																																																																																						
3-0.M.	-	-	-	-	-	-	-	-	-	-	-	-	-	-	-	-	-	-	-	-	-	-	-	-	-	-	-	-	-	-	-	-	-	-	4-3.M.	-	-	-	-	-	-	-	-	-	-	-	-	-	-	-	-	-	-	-	-	-	-	-	-	-	-	-	-	-	-	-	-	-	-	5-M.	-	-	-	-	-	-	-	-	-	-	-	-	-	-	-	-	-	-	-	-	-	-	-	-	-	-	-	-	-	-	-	-	-	-	4-3.M.	-	-	-	-	-	-	-	-	-	-	-	-	-	-	-	-	-	-	-	-	-	-	-	-	-	-	-	-	-	-	-	-	-	-	5-M.	-	-	-	-	-	-	-	-	-	-	-	-	-	-	-	-	-	-	-	-	-	-	-	-	-	-	-	-	-	-	-	-	-	-	Total	-	-	-	-	-	-	-	-	43	0.431	-	-	-	-	-	-	-	-	-	-	-	-	-	-	-	-	-	-	-	-	-	-	-	-	Gray:																																			3-0.M.	-	-	-	-	-	-	-	-	-	-	-	-	-	-	-	-	-	-	-	-	-	-	-	-	-	-	-	-	-	-	-	-	-	-	4-3.M.	-	-	-	-	-	-	-	-	12	0.121	313	3.211	472	4.841	54	0.551	-	-	-	-	-	-	-	-	-	-	-	-	-	-	-	-	-	-	5-M.	-	-	-	-	-	-	-	8	0.081	84	0.861	930	9.541	33	0.331	-	-	-	-	-	-	-	-	-	-	-	-	-	-	-	-	-	-	-	6-3.L.M.	-	-	-	-	-	-	-	-	8	0.081	133	1.361	187	1.911	8	0.081	-	-	-	-	-	-	-	-	-	-	-	-	-	-	-	-	-	-	Total	-	-	-	-	-	-	-	8	0.081	104	1.071	1,589	16.311	115	1.171	-	-	-	-	-	-	-	-	-	-	-	-	-	-	-	-	-	-	-	All grades	-	-	37	3.781	101	10.381	19,138	196.371	267,464	2,741.111	61,837	631.111	1,110	11.411	184	1.871	301	3.081	518	5.341	123	1.261	-	-	-	-	-	-	-	-	-	-	-	-	All grades	-	-	-	-	-	-	-	0.6	3.7	32.0	51.4	11.9	0.2	0.1	0.1	0.1	0.1	0.1	0.1	0.1	0.1	0.1	0.1	0.1	0.1	0.1	0.1	0.1	0.1	0.1	0.1	0.1	0.1	0.1	<p>1/ As reported by the Bureau of the Census, running bales. * Less than 0.05 percent. Percentage rough preparation..... 0.5 Grade index..... 96.4 Average staple length..... 32.7</p>																																																																																																																																																																																																																																																																																																																																																																																																																																																																																																																																																																																																																																																																																																																																																																																																																																								
4-3.M.	-	-	-	-	-	-	-	-	-	-	-	-	-	-	-	-	-	-	-	-	-	-	-	-	-	-	-	-	-	-	-	-	-	-	5-M.	-	-	-	-	-	-	-	-	-	-	-	-	-	-	-	-	-	-	-	-	-	-	-	-	-	-	-	-	-	-	-	-	-	-	4-3.M.	-	-	-	-	-	-	-	-	-	-	-	-	-	-	-	-	-	-	-	-	-	-	-	-	-	-	-	-	-	-	-	-	-	-	5-M.	-	-	-	-	-	-	-	-	-	-	-	-	-	-	-	-	-	-	-	-	-	-	-	-	-	-	-	-	-	-	-	-	-	-	Total	-	-	-	-	-	-	-	-	43	0.431	-	-	-	-	-	-	-	-	-	-	-	-	-	-	-	-	-	-	-	-	-	-	-	-	Gray:																																			3-0.M.	-	-	-	-	-	-	-	-	-	-	-	-	-	-	-	-	-	-	-	-	-	-	-	-	-	-	-	-	-	-	-	-	-	-	4-3.M.	-	-	-	-	-	-	-	-	12	0.121	313	3.211	472	4.841	54	0.551	-	-	-	-	-	-	-	-	-	-	-	-	-	-	-	-	-	-	5-M.	-	-	-	-	-	-	-	8	0.081	84	0.861	930	9.541	33	0.331	-	-	-	-	-	-	-	-	-	-	-	-	-	-	-	-	-	-	-	6-3.L.M.	-	-	-	-	-	-	-	-	8	0.081	133	1.361	187	1.911	8	0.081	-	-	-	-	-	-	-	-	-	-	-	-	-	-	-	-	-	-	Total	-	-	-	-	-	-	-	8	0.081	104	1.071	1,589	16.311	115	1.171	-	-	-	-	-	-	-	-	-	-	-	-	-	-	-	-	-	-	-	All grades	-	-	37	3.781	101	10.381	19,138	196.371	267,464	2,741.111	61,837	631.111	1,110	11.411	184	1.871	301	3.081	518	5.341	123	1.261	-	-	-	-	-	-	-	-	-	-	-	-	All grades	-	-	-	-	-	-	-	0.6	3.7	32.0	51.4	11.9	0.2	0.1	0.1	0.1	0.1	0.1	0.1	0.1	0.1	0.1	0.1	0.1	0.1	0.1	0.1	0.1	0.1	0.1	0.1	0.1	0.1	0.1	<p>1/ As reported by the Bureau of the Census, running bales. * Less than 0.05 percent. Percentage rough preparation..... 0.5 Grade index..... 96.4 Average staple length..... 32.7</p>																																																																																																																																																																																																																																																																																																																																																																																																																																																																																																																																																																																																																																																																																																																																																																																																																																																																											
5-M.	-	-	-	-	-	-	-	-	-	-	-	-	-	-	-	-	-	-	-	-	-	-	-	-	-	-	-	-	-	-	-	-	-	-	4-3.M.	-	-	-	-	-	-	-	-	-	-	-	-	-	-	-	-	-	-	-	-	-	-	-	-	-	-	-	-	-	-	-	-	-	-	5-M.	-	-	-	-	-	-	-	-	-	-	-	-	-	-	-	-	-	-	-	-	-	-	-	-	-	-	-	-	-	-	-	-	-	-	Total	-	-	-	-	-	-	-	-	43	0.431	-	-	-	-	-	-	-	-	-	-	-	-	-	-	-	-	-	-	-	-	-	-	-	-	Gray:																																			3-0.M.	-	-	-	-	-	-	-	-	-	-	-	-	-	-	-	-	-	-	-	-	-	-	-	-	-	-	-	-	-	-	-	-	-	-	4-3.M.	-	-	-	-	-	-	-	-	12	0.121	313	3.211	472	4.841	54	0.551	-	-	-	-	-	-	-	-	-	-	-	-	-	-	-	-	-	-	5-M.	-	-	-	-	-	-	-	8	0.081	84	0.861	930	9.541	33	0.331	-	-	-	-	-	-	-	-	-	-	-	-	-	-	-	-	-	-	-	6-3.L.M.	-	-	-	-	-	-	-	-	8	0.081	133	1.361	187	1.911	8	0.081	-	-	-	-	-	-	-	-	-	-	-	-	-	-	-	-	-	-	Total	-	-	-	-	-	-	-	8	0.081	104	1.071	1,589	16.311	115	1.171	-	-	-	-	-	-	-	-	-	-	-	-	-	-	-	-	-	-	-	All grades	-	-	37	3.781	101	10.381	19,138	196.371	267,464	2,741.111	61,837	631.111	1,110	11.411	184	1.871	301	3.081	518	5.341	123	1.261	-	-	-	-	-	-	-	-	-	-	-	-	All grades	-	-	-	-	-	-	-	0.6	3.7	32.0	51.4	11.9	0.2	0.1	0.1	0.1	0.1	0.1	0.1	0.1	0.1	0.1	0.1	0.1	0.1	0.1	0.1	0.1	0.1	0.1	0.1	0.1	0.1	0.1	<p>1/ As reported by the Bureau of the Census, running bales. * Less than 0.05 percent. Percentage rough preparation..... 0.5 Grade index..... 96.4 Average staple length..... 32.7</p>																																																																																																																																																																																																																																																																																																																																																																																																																																																																																																																																																																																																																																																																																																																																																																																																																																																																																																														
4-3.M.	-	-	-	-	-	-	-	-	-	-	-	-	-	-	-	-	-	-	-	-	-	-	-	-	-	-	-	-	-	-	-	-	-	-	5-M.	-	-	-	-	-	-	-	-	-	-	-	-	-	-	-	-	-	-	-	-	-	-	-	-	-	-	-	-	-	-	-	-	-	-	Total	-	-	-	-	-	-	-	-	43	0.431	-	-	-	-	-	-	-	-	-	-	-	-	-	-	-	-	-	-	-	-	-	-	-	-	Gray:																																			3-0.M.	-	-	-	-	-	-	-	-	-	-	-	-	-	-	-	-	-	-	-	-	-	-	-	-	-	-	-	-	-	-	-	-	-	-	4-3.M.	-	-	-	-	-	-	-	-	12	0.121	313	3.211	472	4.841	54	0.551	-	-	-	-	-	-	-	-	-	-	-	-	-	-	-	-	-	-	5-M.	-	-	-	-	-	-	-	8	0.081	84	0.861	930	9.541	33	0.331	-	-	-	-	-	-	-	-	-	-	-	-	-	-	-	-	-	-	-	6-3.L.M.	-	-	-	-	-	-	-	-	8	0.081	133	1.361	187	1.911	8	0.081	-	-	-	-	-	-	-	-	-	-	-	-	-	-	-	-	-	-	Total	-	-	-	-	-	-	-	8	0.081	104	1.071	1,589	16.311	115	1.171	-	-	-	-	-	-	-	-	-	-	-	-	-	-	-	-	-	-	-	All grades	-	-	37	3.781	101	10.381	19,138	196.371	267,464	2,741.111	61,837	631.111	1,110	11.411	184	1.871	301	3.081	518	5.341	123	1.261	-	-	-	-	-	-	-	-	-	-	-	-	All grades	-	-	-	-	-	-	-	0.6	3.7	32.0	51.4	11.9	0.2	0.1	0.1	0.1	0.1	0.1	0.1	0.1	0.1	0.1	0.1	0.1	0.1	0.1	0.1	0.1	0.1	0.1	0.1	0.1	0.1	0.1	<p>1/ As reported by the Bureau of the Census, running bales. * Less than 0.05 percent. Percentage rough preparation..... 0.5 Grade index..... 96.4 Average staple length..... 32.7</p>																																																																																																																																																																																																																																																																																																																																																																																																																																																																																																																																																																																																																																																																																																																																																																																																																																																																																																																																																	
5-M.	-	-	-	-	-	-	-	-	-	-	-	-	-	-	-	-	-	-	-	-	-	-	-	-	-	-	-	-	-	-	-	-	-	-	Total	-	-	-	-	-	-	-	-	43	0.431	-	-	-	-	-	-	-	-	-	-	-	-	-	-	-	-	-	-	-	-	-	-	-	-	Gray:																																			3-0.M.	-	-	-	-	-	-	-	-	-	-	-	-	-	-	-	-	-	-	-	-	-	-	-	-	-	-	-	-	-	-	-	-	-	-	4-3.M.	-	-	-	-	-	-	-	-	12	0.121	313	3.211	472	4.841	54	0.551	-	-	-	-	-	-	-	-	-	-	-	-	-	-	-	-	-	-	5-M.	-	-	-	-	-	-	-	8	0.081	84	0.861	930	9.541	33	0.331	-	-	-	-	-	-	-	-	-	-	-	-	-	-	-	-	-	-	-	6-3.L.M.	-	-	-	-	-	-	-	-	8	0.081	133	1.361	187	1.911	8	0.081	-	-	-	-	-	-	-	-	-	-	-	-	-	-	-	-	-	-	Total	-	-	-	-	-	-	-	8	0.081	104	1.071	1,589	16.311	115	1.171	-	-	-	-	-	-	-	-	-	-	-	-	-	-	-	-	-	-	-	All grades	-	-	37	3.781	101	10.381	19,138	196.371	267,464	2,741.111	61,837	631.111	1,110	11.411	184	1.871	301	3.081	518	5.341	123	1.261	-	-	-	-	-	-	-	-	-	-	-	-	All grades	-	-	-	-	-	-	-	0.6	3.7	32.0	51.4	11.9	0.2	0.1	0.1	0.1	0.1	0.1	0.1	0.1	0.1	0.1	0.1	0.1	0.1	0.1	0.1	0.1	0.1	0.1	0.1	0.1	0.1	0.1	<p>1/ As reported by the Bureau of the Census, running bales. * Less than 0.05 percent. Percentage rough preparation..... 0.5 Grade index..... 96.4 Average staple length..... 32.7</p>																																																																																																																																																																																																																																																																																																																																																																																																																																																																																																																																																																																																																																																																																																																																																																																																																																																																																																																																																																																				
Total	-	-	-	-	-	-	-	-	43	0.431	-	-	-	-	-	-	-	-	-	-	-	-	-	-	-	-	-	-	-	-	-	-	-	-	Gray:																																			3-0.M.	-	-	-	-	-	-	-	-	-	-	-	-	-	-	-	-	-	-	-	-	-	-	-	-	-	-	-	-	-	-	-	-	-	-	4-3.M.	-	-	-	-	-	-	-	-	12	0.121	313	3.211	472	4.841	54	0.551	-	-	-	-	-	-	-	-	-	-	-	-	-	-	-	-	-	-	5-M.	-	-	-	-	-	-	-	8	0.081	84	0.861	930	9.541	33	0.331	-	-	-	-	-	-	-	-	-	-	-	-	-	-	-	-	-	-	-	6-3.L.M.	-	-	-	-	-	-	-	-	8	0.081	133	1.361	187	1.911	8	0.081	-	-	-	-	-	-	-	-	-	-	-	-	-	-	-	-	-	-	Total	-	-	-	-	-	-	-	8	0.081	104	1.071	1,589	16.311	115	1.171	-	-	-	-	-	-	-	-	-	-	-	-	-	-	-	-	-	-	-	All grades	-	-	37	3.781	101	10.381	19,138	196.371	267,464	2,741.111	61,837	631.111	1,110	11.411	184	1.871	301	3.081	518	5.341	123	1.261	-	-	-	-	-	-	-	-	-	-	-	-	All grades	-	-	-	-	-	-	-	0.6	3.7	32.0	51.4	11.9	0.2	0.1	0.1	0.1	0.1	0.1	0.1	0.1	0.1	0.1	0.1	0.1	0.1	0.1	0.1	0.1	0.1	0.1	0.1	0.1	0.1	0.1	<p>1/ As reported by the Bureau of the Census, running bales. * Less than 0.05 percent. Percentage rough preparation..... 0.5 Grade index..... 96.4 Average staple length..... 32.7</p>																																																																																																																																																																																																																																																																																																																																																																																																																																																																																																																																																																																																																																																																																																																																																																																																																																																																																																																																																																																																																							
Gray:																																			3-0.M.	-	-	-	-	-	-	-	-	-	-	-	-	-	-	-	-	-	-	-	-	-	-	-	-	-	-	-	-	-	-	-	-	-	-	4-3.M.	-	-	-	-	-	-	-	-	12	0.121	313	3.211	472	4.841	54	0.551	-	-	-	-	-	-	-	-	-	-	-	-	-	-	-	-	-	-	5-M.	-	-	-	-	-	-	-	8	0.081	84	0.861	930	9.541	33	0.331	-	-	-	-	-	-	-	-	-	-	-	-	-	-	-	-	-	-	-	6-3.L.M.	-	-	-	-	-	-	-	-	8	0.081	133	1.361	187	1.911	8	0.081	-	-	-	-	-	-	-	-	-	-	-	-	-	-	-	-	-	-	Total	-	-	-	-	-	-	-	8	0.081	104	1.071	1,589	16.311	115	1.171	-	-	-	-	-	-	-	-	-	-	-	-	-	-	-	-	-	-	-	All grades	-	-	37	3.781	101	10.381	19,138	196.371	267,464	2,741.111	61,837	631.111	1,110	11.411	184	1.871	301	3.081	518	5.341	123	1.261	-	-	-	-	-	-	-	-	-	-	-	-	All grades	-	-	-	-	-	-	-	0.6	3.7	32.0	51.4	11.9	0.2	0.1	0.1	0.1	0.1	0.1	0.1	0.1	0.1	0.1	0.1	0.1	0.1	0.1	0.1	0.1	0.1	0.1	0.1	0.1	0.1	0.1	<p>1/ As reported by the Bureau of the Census, running bales. * Less than 0.05 percent. Percentage rough preparation..... 0.5 Grade index..... 96.4 Average staple length..... 32.7</p>																																																																																																																																																																																																																																																																																																																																																																																																																																																																																																																																																																																																																																																																																																																																																																																																																																																																																																																																																																																																																																																										
3-0.M.	-	-	-	-	-	-	-	-	-	-	-	-	-	-	-	-	-	-	-	-	-	-	-	-	-	-	-	-	-	-	-	-	-	-	4-3.M.	-	-	-	-	-	-	-	-	12	0.121	313	3.211	472	4.841	54	0.551	-	-	-	-	-	-	-	-	-	-	-	-	-	-	-	-	-	-	5-M.	-	-	-	-	-	-	-	8	0.081	84	0.861	930	9.541	33	0.331	-	-	-	-	-	-	-	-	-	-	-	-	-	-	-	-	-	-	-	6-3.L.M.	-	-	-	-	-	-	-	-	8	0.081	133	1.361	187	1.911	8	0.081	-	-	-	-	-	-	-	-	-	-	-	-	-	-	-	-	-	-	Total	-	-	-	-	-	-	-	8	0.081	104	1.071	1,589	16.311	115	1.171	-	-	-	-	-	-	-	-	-	-	-	-	-	-	-	-	-	-	-	All grades	-	-	37	3.781	101	10.381	19,138	196.371	267,464	2,741.111	61,837	631.111	1,110	11.411	184	1.871	301	3.081	518	5.341	123	1.261	-	-	-	-	-	-	-	-	-	-	-	-	All grades	-	-	-	-	-	-	-	0.6	3.7	32.0	51.4	11.9	0.2	0.1	0.1	0.1	0.1	0.1	0.1	0.1	0.1	0.1	0.1	0.1	0.1	0.1	0.1	0.1	0.1	0.1	0.1	0.1	0.1	0.1	<p>1/ As reported by the Bureau of the Census, running bales. * Less than 0.05 percent. Percentage rough preparation..... 0.5 Grade index..... 96.4 Average staple length..... 32.7</p>																																																																																																																																																																																																																																																																																																																																																																																																																																																																																																																																																																																																																																																																																																																																																																																																																																																																																																																																																																																																																																																																																													
4-3.M.	-	-	-	-	-	-	-	-	12	0.121	313	3.211	472	4.841	54	0.551	-	-	-	-	-	-	-	-	-	-	-	-	-	-	-	-	-	-	5-M.	-	-	-	-	-	-	-	8	0.081	84	0.861	930	9.541	33	0.331	-	-	-	-	-	-	-	-	-	-	-	-	-	-	-	-	-	-	-	6-3.L.M.	-	-	-	-	-	-	-	-	8	0.081	133	1.361	187	1.911	8	0.081	-	-	-	-	-	-	-	-	-	-	-	-	-	-	-	-	-	-	Total	-	-	-	-	-	-	-	8	0.081	104	1.071	1,589	16.311	115	1.171	-	-	-	-	-	-	-	-	-	-	-	-	-	-	-	-	-	-	-	All grades	-	-	37	3.781	101	10.381	19,138	196.371	267,464	2,741.111	61,837	631.111	1,110	11.411	184	1.871	301	3.081	518	5.341	123	1.261	-	-	-	-	-	-	-	-	-	-	-	-	All grades	-	-	-	-	-	-	-	0.6	3.7	32.0	51.4	11.9	0.2	0.1	0.1	0.1	0.1	0.1	0.1	0.1	0.1	0.1	0.1	0.1	0.1	0.1	0.1	0.1	0.1	0.1	0.1	0.1	0.1	0.1	<p>1/ As reported by the Bureau of the Census, running bales. * Less than 0.05 percent. Percentage rough preparation..... 0.5 Grade index..... 96.4 Average staple length..... 32.7</p>																																																																																																																																																																																																																																																																																																																																																																																																																																																																																																																																																																																																																																																																																																																																																																																																																																																																																																																																																																																																																																																																																																																																
5-M.	-	-	-	-	-	-	-	8	0.081	84	0.861	930	9.541	33	0.331	-	-	-	-	-	-	-	-	-	-	-	-	-	-	-	-	-	-	-	6-3.L.M.	-	-	-	-	-	-	-	-	8	0.081	133	1.361	187	1.911	8	0.081	-	-	-	-	-	-	-	-	-	-	-	-	-	-	-	-	-	-	Total	-	-	-	-	-	-	-	8	0.081	104	1.071	1,589	16.311	115	1.171	-	-	-	-	-	-	-	-	-	-	-	-	-	-	-	-	-	-	-	All grades	-	-	37	3.781	101	10.381	19,138	196.371	267,464	2,741.111	61,837	631.111	1,110	11.411	184	1.871	301	3.081	518	5.341	123	1.261	-	-	-	-	-	-	-	-	-	-	-	-	All grades	-	-	-	-	-	-	-	0.6	3.7	32.0	51.4	11.9	0.2	0.1	0.1	0.1	0.1	0.1	0.1	0.1	0.1	0.1	0.1	0.1	0.1	0.1	0.1	0.1	0.1	0.1	0.1	0.1	0.1	0.1	<p>1/ As reported by the Bureau of the Census, running bales. * Less than 0.05 percent. Percentage rough preparation..... 0.5 Grade index..... 96.4 Average staple length..... 32.7</p>																																																																																																																																																																																																																																																																																																																																																																																																																																																																																																																																																																																																																																																																																																																																																																																																																																																																																																																																																																																																																																																																																																																																																																			
6-3.L.M.	-	-	-	-	-	-	-	-	8	0.081	133	1.361	187	1.911	8	0.081	-	-	-	-	-	-	-	-	-	-	-	-	-	-	-	-	-	-	Total	-	-	-	-	-	-	-	8	0.081	104	1.071	1,589	16.311	115	1.171	-	-	-	-	-	-	-	-	-	-	-	-	-	-	-	-	-	-	-	All grades	-	-	37	3.781	101	10.381	19,138	196.371	267,464	2,741.111	61,837	631.111	1,110	11.411	184	1.871	301	3.081	518	5.341	123	1.261	-	-	-	-	-	-	-	-	-	-	-	-	All grades	-	-	-	-	-	-	-	0.6	3.7	32.0	51.4	11.9	0.2	0.1	0.1	0.1	0.1	0.1	0.1	0.1	0.1	0.1	0.1	0.1	0.1	0.1	0.1	0.1	0.1	0.1	0.1	0.1	0.1	0.1	<p>1/ As reported by the Bureau of the Census, running bales. * Less than 0.05 percent. Percentage rough preparation..... 0.5 Grade index..... 96.4 Average staple length..... 32.7</p>																																																																																																																																																																																																																																																																																																																																																																																																																																																																																																																																																																																																																																																																																																																																																																																																																																																																																																																																																																																																																																																																																																																																																																																																						
Total	-	-	-	-	-	-	-	8	0.081	104	1.071	1,589	16.311	115	1.171	-	-	-	-	-	-	-	-	-	-	-	-	-	-	-	-	-	-	-	All grades	-	-	37	3.781	101	10.381	19,138	196.371	267,464	2,741.111	61,837	631.111	1,110	11.411	184	1.871	301	3.081	518	5.341	123	1.261	-	-	-	-	-	-	-	-	-	-	-	-	All grades	-	-	-	-	-	-	-	0.6	3.7	32.0	51.4	11.9	0.2	0.1	0.1	0.1	0.1	0.1	0.1	0.1	0.1	0.1	0.1	0.1	0.1	0.1	0.1	0.1	0.1	0.1	0.1	0.1	0.1	0.1	<p>1/ As reported by the Bureau of the Census, running bales. * Less than 0.05 percent. Percentage rough preparation..... 0.5 Grade index..... 96.4 Average staple length..... 32.7</p>																																																																																																																																																																																																																																																																																																																																																																																																																																																																																																																																																																																																																																																																																																																																																																																																																																																																																																																																																																																																																																																																																																																																																																																																																																									
All grades	-	-	37	3.781	101	10.381	19,138	196.371	267,464	2,741.111	61,837	631.111	1,110	11.411	184	1.871	301	3.081	518	5.341	123	1.261	-	-	-	-	-	-	-	-	-	-	-	-	All grades	-	-	-	-	-	-	-	0.6	3.7	32.0	51.4	11.9	0.2	0.1	0.1	0.1	0.1	0.1	0.1	0.1	0.1	0.1	0.1	0.1	0.1	0.1	0.1	0.1	0.1	0.1	0.1	0.1	0.1	0.1	<p>1/ As reported by the Bureau of the Census, running bales. * Less than 0.05 percent. Percentage rough preparation..... 0.5 Grade index..... 96.4 Average staple length..... 32.7</p>																																																																																																																																																																																																																																																																																																																																																																																																																																																																																																																																																																																																																																																																																																																																																																																																																																																																																																																																																																																																																																																																																																																																																																																																																																																																												
All grades	-	-	-	-	-	-	-	0.6	3.7	32.0	51.4	11.9	0.2	0.1	0.1	0.1	0.1	0.1	0.1	0.1	0.1	0.1	0.1	0.1	0.1	0.1	0.1	0.1	0.1	0.1	0.1	0.1	0.1	0.1	<p>1/ As reported by the Bureau of the Census, running bales. * Less than 0.05 percent. Percentage rough preparation..... 0.5 Grade index..... 96.4 Average staple length..... 32.7</p>																																																																																																																																																																																																																																																																																																																																																																																																																																																																																																																																																																																																																																																																																																																																																																																																																																																																																																																																																																																																																																																																																																																																																																																																																																																																																																															
<p>1/ As reported by the Bureau of the Census, running bales. * Less than 0.05 percent. Percentage rough preparation..... 0.5 Grade index..... 96.4 Average staple length..... 32.7</p>																																																																																																																																																																																																																																																																																																																																																																																																																																																																																																																																																																																																																																																																																																																																																																																																																																																																																																																																																																																																																																																																																																																																																																																																																																																																																																																																																		

Table 26. -- Grade and staple length of upland cotton ginned in Tennessee, 1954-55

Grade	13/16 inch and shorter		7/8 inch		29/32 inch		15/16 inch		31/32 inch		1 inch		1-1/32 inches		1-1/16 inches		1-3/32 inches		1-1/8 inches		1-5/32 inches		1-3/16 inches		1-7/32 inches		1-1/4 inches and longer		All lengths									
	Bales	Percent	Bales	Percent	Bales	Percent	Bales	Percent	Bales	Percent	Bales	Percent	Bales	Percent	Bales	Percent	Bales	Percent	Bales	Percent	Bales	Percent	Bales	Percent	Bales	Percent	Bales	Percent	Bales	Percent								
White:																																						
3-0.M.	-	-	-	-	45	-	25	-	22	110	163	49	9	9	-	-	-	-	-	-	-	-	-	-	-	-	-	-	-	-	-	432	0.1					
4-0.M.	139	546	1,811	683	2,663	1,011	13,596	5,111	18,707	8,856	16,648	13,921	1,417	1,445	-	-	-	-	-	-	-	-	-	-	-	-	-	-	-	46,000	8.6							
5-M.	266	1,737	9,799	3,635	13,534	5,070	48,525	18,173	66,700	30,447	79,447	7,507	7,507	1,096	69	-	-	-	-	-	-	-	-	-	-	-	-	-	221,687	41.5								
6-3.L.M.	82	1,095	9,800	3,635	12,034	4,470	68,662	25,591	80,626	36,652	42,528	5,716	696	-	-	-	-	-	-	-	-	-	-	-	-	-	36	193,207	36.2									
7-L.M.	-	202	3,616	1,324	5,012	1,848	13,845	5,012	13,845	7,509	131	77	-	-	-	-	-	-	-	-	-	-	-	-	-	-	-	-	32,746	6.1								
8-5.0.	-	131	1,772	653	2,525	926	3,374	1,221	4,595	3,374	83	-	-	-	-	-	-	-	-	-	-	-	-	-	-	-	-	-	14,676	2.7								
9-0.0.	-	-	135	50	285	105	453	165	693	453	190	-	-	-	-	-	-	-	-	-	-	-	-	-	-	-	-	-	922	.2								
Total	487	3,711	26,928	9,921	31,848	12,046	175,993	65,053	241,041	120,416	147,993	118,693	14,780	2,023	157	18	36	509,750	96.4																			
Spotted:																																						
3-0.M.	-	-	-	-	-	-	-	-	-	-	-	-	-	-	-	-	-	-	-	-	-	-	-	-	-	-	-	-	-	-	-	-	-					
4-0.M.	-	137	82	184	-	-	-	-	-	801	1,173	373	36	-	-	-	-	-	-	-	-	-	-	-	-	-	-	-	-	-	-	-	-	-				
5-M.	28	260	515	1,687	1,136	2,876	2,653	733	9	-	-	-	-	-	-	-	-	-	-	-	-	-	-	-	-	-	-	-	-	2,850	.5							
6-3.L.M.	-	78	174	746	649	2,231	1,596	272	20	-	-	-	-	-	-	-	-	-	-	-	-	-	-	-	-	-	-	-	-	9,825	1.9							
7-L.M.	-	53	20	428	191	2,399	1,094	318	-	-	-	-	-	-	-	-	-	-	-	-	-	-	-	-	-	-	-	-	-	5,763	1.1							
Total	28	533	791	3,043	2,040	8,307	6,516	1,716	65	-	-	-	-	-	-	-	-	-	-	-	-	-	-	-	-	-	-	-	-	4,501	.8							
Tinged:																																						
3-0.M.	-	-	-	-	-	-	-	-	-	-	-	-	-	-	-	-	-	-	-	-	-	-	-	-	-	-	-	-	-	-	-	-	-	-				
4-0.M.	-	-	-	-	-	-	-	-	-	-	-	-	-	-	-	-	-	-	-	-	-	-	-	-	-	-	-	-	-	-	-	-	-	-	-			
5-M.	-	-	-	-	-	-	-	-	-	-	-	-	-	-	-	-	-	-	-	-	-	-	-	-	-	-	-	-	-	-	-	-	-	-	-			
6-3.L.M.	-	-	-	-	-	-	-	-	-	-	-	-	-	-	-	-	-	-	-	-	-	-	-	-	-	-	-	-	-	-	-	-	-	-	-			
7-L.M.	-	10	20	71	10	348	377	-	-	-	-	-	-	-	-	-	-	-	-	-	-	-	-	-	-	-	-	-	-	-	-	-	-	-	-			
Total	-	10	20	71	10	348	377	-	-	-	-	-	-	-	-	-	-	-	-	-	-	-	-	-	-	-	-	-	-	-	-	-	-	-	-	836	0.1	
Grey:																																						
3-0.M.	-	-	-	-	-	-	-	-	-	-	-	-	-	-	-	-	-	-	-	-	-	-	-	-	-	-	-	-	-	-	-	-	-	-	-	-	-	
4-0.M.	-	-	-	-	-	-	-	-	-	-	-	-	-	-	-	-	-	-	-	-	-	-	-	-	-	-	-	-	-	-	-	-	-	-	-	-	-	
5-M.	-	-	-	-	-	-	-	-	-	-	-	-	-	-	-	-	-	-	-	-	-	-	-	-	-	-	-	-	-	-	-	-	-	-	-	-	-	
6-3.L.M.	-	-	-	-	-	-	-	-	-	-	-	-	-	-	-	-	-	-	-	-	-	-	-	-	-	-	-	-	-	-	-	-	-	-	-	-	-	
7-L.M.	-	-	-	-	-	-	-	-	-	-	-	-	-	-	-	-	-	-	-	-	-	-	-	-	-	-	-	-	-	-	-	-	-	-	-	-	-	
Total	-	-	-	-	-	-	-	-	-	-	-	-	-	-	-	-	-	-	-	-	-	-	-	-	-	-	-	-	-	-	-	-	-	-	-	-	-	-
Below Grade																																						
All grades	515	4,254	6,432	30,084	33,941	130,199	183,002	120,486	14,845	2,023	157	18	36	1/534,001	100.0																							
All grades	0.1	0.8	1.2	5.6	6.4	25.9	34.2	22.6	2.8	0.4	0.4	0.4	0.4	0.4	0.4	0.4	0.4	0.4	0.4	0.4	0.4	0.4	0.4	0.4	0.4	0.4	0.4	0.4	0.4	0.4	0.4	0.4	0.4	0.4	0.4	0.4		

1/ As reported by the Bureau of the Census, running bales.

* Less than 0.05 percent.

Percentage rough preparation..... 0.4
Grade index..... 96.0
Average staple length..... 32.6

Table 20. -- Grade and staple length of upland cotton ginned in Virginia, 1954-55

Grade	13/16 inch and shorter		7/8 inch		29/32 inch		15/16 inch		31/32 inch		1 inch		1-1/32 inches		1-1/16 inches		1-3/32 inches		1-1/8 inches		1-5/32 inches		1-3/16 inches		1-7/32 inches		1-1/4 inches and longer		All lengths												
	Bales	Percent	Bales	Percent	Bales	Percent	Bales	Percent	Bales	Percent	Bales	Percent	Bales	Percent	Bales	Percent	Bales	Percent	Bales	Percent	Bales	Percent	Bales	Percent	Bales	Percent	Bales	Percent	Bales	Percent											
White:																																									
3-0.M.	-	-	-	-	-	-	-	-	-	-	-	-	-	-	-	-	-	-	-	-	-	-	-	-	-	-	-	-	-	-	-	-	-								
4-0.M.	-	-	-	-	-	-	-	-	-	-	-	-	-	-	-	-	-	-	-	-	-	-	-	-	-	-	-	-	-	-	-	-	-	-							
5-M.	-	-	16	-	-	-	8	-	-	-	-	92	-	-	-	-	-	-	-	-	-	-	-	-	-	-	-	-	-	-	-	-	-	-	-	-					
6-S.L.M.	-	-	-	-	-	-	26	-	-	-	-	118	-	-	-	-	-	-	-	-	-	-	-	-	-	-	-	-	-	-	-	-	-	-	-	-	-				
7-L.M.	-	-	-	-	-	-	31	-	-	-	-	524	-	-	-	-	-	-	-	-	-	-	-	-	-	-	-	-	-	-	-	-	-	-	-	-	-				
8-S.O.O.	-	-	-	-	-	-	10	-	-	-	-	409	-	-	-	-	-	-	-	-	-	-	-	-	-	-	-	-	-	-	-	-	-	-	-	-	-				
9-O.O.	-	-	-	-	-	-	11	-	-	-	-	22	-	-	-	-	-	-	-	-	-	-	-	-	-	-	-	-	-	-	-	-	-	-	-	-	-				
Total	-	-	16	-	40	-	139	-	139	-	1,371	-	5,725	-	1,881	-	25	-	-	-	-	-	-	-	-	-	-	-	-	-	-	-	-	-	-	-	-	-	-		
Spotted:																																									
3-0.M.	-	-	-	-	-	-	-	-	-	-	-	-	-	-	-	-	-	-	-	-	-	-	-	-	-	-	-	-	-	-	-	-	-	-	-	-	-	-	-	-	
4-S.M.	-	-	-	-	-	-	-	-	-	-	-	-	-	-	-	-	-	-	-	-	-	-	-	-	-	-	-	-	-	-	-	-	-	-	-	-	-	-	-	-	
5-M.	-	-	-	-	-	-	-	-	-	-	-	16	-	-	-	-	-	-	-	-	-	-	-	-	-	-	-	-	-	-	-	-	-	-	-	-	-	-	-	-	-
6-S.L.M.	-	-	-	-	-	-	-	-	-	-	-	27	-	-	-	-	-	-	-	-	-	-	-	-	-	-	-	-	-	-	-	-	-	-	-	-	-	-	-	-	
7-L.M.	-	-	-	-	-	-	85	-	-	-	-	175	-	-	-	-	-	-	-	-	-	-	-	-	-	-	-	-	-	-	-	-	-	-	-	-	-	-	-	-	
Total	-	-	-	-	11	-	85	-	85	-	287	-	176	-	48	-	-	-	-	-	-	-	-	-	-	-	-	-	-	-	-	-	-	-	-	-	-	-	-	-	
Gray:																																									
3-0.M.	-	-	-	-	-	-	-	-	-	-	-	-	-	-	-	-	-	-	-	-	-	-	-	-	-	-	-	-	-	-	-	-	-	-	-	-	-	-	-	-	
4-S.M.	-	-	-	-	-	-	-	-	-	-	-	-	-	-	-	-	-	-	-	-	-	-	-	-	-	-	-	-	-	-	-	-	-	-	-	-	-	-	-	-	
5-M.	-	-	-	-	-	-	-	-	-	-	-	-	-	-	-	-	-	-	-	-	-	-	-	-	-	-	-	-	-	-	-	-	-	-	-	-	-	-	-	-	
6-S.L.M.	-	-	-	-	-	-	-	-	-	-	-	-	-	-	-	-	-	-	-	-	-	-	-	-	-	-	-	-	-	-	-	-	-	-	-	-	-	-	-	-	
Total	-	-	-	-	-	-	-	-	-	-	-	-	-	-	-	-	-	-	-	-	-	-	-	-	-	-	-	-	-	-	-	-	-	-	-	-	-	-	-	-	
All grades	-	-	16	-	51	-	224	-	1,658	-	1,658	-	5,951	-	1,929	-	25	-	-	-	-	-	-	-	-	-	-	-	-	-	-	-	-	-	-	-	-	-	-	-	-
All grades	-	-	-	-	-	-	-	-	-	-	-	-	-	-	-	-	-	-	-	-	-	-	-	-	-	-	-	-	-	-	-	-	-	-	-	-	-	-	-	-	

1/ As reported by the Bureau of the Census, running bales.
 * Less than 0.05 percent.

Percentage rough preparation..... 0.1
 Grade index..... 93.5
 Average staple length..... 33.0

Table 29. -- Grade and staple length of upland cotton ginned, during specified periods, by States, 1954-55

Grade and staple length	ALABAMA						ARIZONA					
	Prior to Sept. 1	September	October	November	After Nov. 30	Total Crop	Prior to Sept. 1	September	October	November	After Nov. 30	Total Crop
	Bales	Bales	Bales	Bales	Bales	Bales	Bales	Bales	Bales	Bales	Bales	Bales
White:												
3-0.M.	597	1,546	-	-	-	2,143	1	267	133	78	-	499
4-3.M.	29,340	56,236	5,411	87	-	91,074	5,869	18,223	23,723	22,835	6,793	77,443
5-M.	72,050	216,204	61,210	2,693	57	352,214	14,276	53,908	121,256	124,148	47,507	361,095
6-3.L.M.	30,738	92,491	61,691	6,269	431	191,620	2,131	9,771	95,844	131,745	62,150	301,641
7-L.M.	2,479	9,246	12,533	1,925	286	26,469	43	364	6,278	14,576	43,615	64,876
8-3.0.0.	160	288	1,496	169	263	2,376	-	7	79	433	18,730	19,249
9-0.0.	20	30	135	58	109	352	7	-	-	40	9,446	9,493
Total.	135,384	376,041	142,476	11,201	1,146	666,248	22,327	82,560	247,313	293,855	188,241	834,296
Spotted:												
3-0.M.	97	100	-	-	-	197	2	27	109	166	20	324
4-3.M.	4,947	18,430	4,219	313	-	27,909	185	1,121	1,005	716	519	3,546
5-M.	6,645	10,367	11,104	942	477	29,535	66	311	1,144	1,581	2,675	5,777
6-3.L.M.	1,845	2,406	5,152	1,382	1,091	11,876	30	57	270	513	7,960	8,830
7-L.M.	177	365	540	294	575	1,951	4	4	10	82	7,387	7,487
Total.	13,711	31,668	21,015	2,931	2,143	71,468	287	1,520	2,538	3,058	18,561	25,964
Tinged:												
3-0.M.	7	11	-	-	-	18	-	-	-	-	-	-
4-3.M.	30	65	35	-	-	130	-	-	-	-	-	-
5-M.	85	106	226	-	13	430	-	-	-	1	8	9
6-3.L.M.	100	40	46	-	140	326	-	-	-	1	12	13
7-L.M.	90	40	-	-	39	169	-	-	-	-	18	18
Total.	312	262	307	-	192	1,073	-	-	-	2	38	40
Yellow Stained:												
3-0.M.	-	-	-	-	-	-	-	-	-	-	-	-
4-3.M.	-	-	-	-	-	-	-	-	-	-	-	-
5-M.	-	-	12	-	-	12	-	-	-	-	-	-
Total.	-	-	12	-	-	12	-	-	-	-	-	-
Gray:												
3-0.M.	10	-	-	-	-	10	-	-	1	-	3	4
4-3.M.	9	-	42	-	-	51	-	-	1	15	120	136
5-M.	10	10	60	6	-	86	-	43	315	459	1,047	1,864
6-3.L.M.	-	-	-	-	-	-	-	9	60	289	1,261	1,619
Total.	29	10	102	6	-	147	-	52	377	763	2,431	3,623
Below Grade.	50	20	116	-	3	189	-	-	2	9	11,523	11,534
All grades.	149,486	408,001	164,028	14,138	3,484	1/ 739,137	22,614	84,132	250,230	297,687	220,794	1/ 875,457
Grade Index.	98.6	98.5	95.3	92.2	83.4	97.6	100.4	100.1	97.6	96.8	88.3	95.3
Staple length (inches)												
13/16 and shorter. .	32	403	46	-	30	511	-	-	1	5	1,900	1,906
7/8	430	2,387	1,525	34	356	4,732	-	-	-	6	6,697	6,703
29/32	929	3,252	1,789	105	253	6,328	-	-	-	-	8	8
15/16	9,069	25,336	14,539	1,919	1,028	51,891	17	12	3	42	18,440	18,514
31/32	18,423	50,638	29,035	2,079	744	100,919	19	30	104	303	25,594	26,050
1	47,444	159,219	66,048	5,012	659	278,382	724	467	2,262	6,665	43,500	53,618
1-1/32	49,256	129,359	39,890	3,958	304	222,767	10,767	16,237	62,734	123,915	83,543	297,196
1-1/16	23,478	36,546	10,307	969	80	71,380	9,680	56,303	158,672	145,532	38,328	408,515
1-3/32	425	851	836	53	6	2,171	1,297	7,326	11,487	14,661	2,591	37,362
1-1/8	-	10	13	-	12	35	104	1,914	8,948	5,817	145	16,928
1-5/32	-	-	-	9	12	21	5	1,776	5,887	640	37	8,345
1-3/16	-	-	-	-	-	-	1	61	101	98	11	272
1-7/32	-	-	-	-	-	-	-	6	31	3	-	40
1-1/4 and longer . .	-	-	-	-	-	-	-	-	-	-	-	-
All lengths.	149,486	408,001	164,028	14,138	3,484	1/ 739,137	22,614	84,132	250,230	297,687	220,794	1/ 875,457
Average staple length (32nd inches)	32.4	32.2	32.0	32.0	30.7	32.2	33.5	34.0	33.9	33.6	32.3	33.4

1/ As reported by the Bureau of the Census, running bales.

Table 30. --Grade and staple length of upland cotton ginned, during specified periods, by States, 1954-55

Grade and staple length	ARKANSAS						CALIFORNIA					
	Prior to Sept. 1	September	October	November	After Nov. 30	Total Crop	Prior to Sept. 1	September	October	November	After Nov. 30	Total Crop
	Bales	Bales	Bales	Bales	Bales	Bales	Bales	Bales	Bales	Bales	Bales	Bales
White:												
3-0.M.	39	1,957	163	-	-	2,169	3	1,327	4,624	852	2	6,808
4-0.M.	973	112,956	11,957	366	4	125,276	1,875	29,978	123,156	57,469	3,465	215,943
5-M.	2,702	323,037	151,926	16,829	283	494,777	1,908	16,319	198,263	115,206	21,909	313,605
6-0.L.M.	259	94,077	203,779	104,028	3,909	405,052	109	3,206	226,959	263,862	52,826	546,962
7-L.M.	6	16,008	68,865	88,452	14,984	188,315	4	350	28,832	75,362	54,805	159,353
8-0.G.O.	-	1,452	12,365	23,546	9,031	46,394	6	13	740	4,957	47,548	53,264
9-G.O.	-	20	563	3,295	2,775	6,613	-	1	23	616	39,592	40,232
Total	3,979	549,527	449,628	236,476	30,986	1,270,596	3,905	51,194	542,597	518,324	220,147	1,336,167
Spotted:												
3-0.M.	-	85	92	-	-	177	8	15	10	12	3	48
4-0.M.	27	4,037	2,460	957	31	7,512	59	209	263	322	175	1,028
5-M.	-	4,443	6,843	4,818	490	16,594	2	53	772	1,421	1,273	3,521
6-0.L.M.	-	1,850	7,294	7,052	2,398	18,594	2	11	521	980	2,413	3,927
7-L.M.	-	245	1,163	3,223	6,509	11,140	4	3	68	265	18,171	18,511
Total	27	10,660	17,852	16,050	9,388	53,977	75	291	1,634	3,000	22,035	27,035
Tinged:												
3-0.M.	-	-	-	-	-	-	-	-	-	-	-	-
4-0.M.	-	-	17	-	-	17	-	-	-	-	2	2
5-M.	-	-	18	75	-	93	-	-	-	-	29	29
6-0.L.M.	-	-	8	52	66	126	-	-	-	3	870	873
7-L.M.	-	36	-	-	801	837	-	1	-	9	598	608
Total	-	36	43	127	867	1,073	-	1	-	12	1,499	1,512
Yellow Stained:												
3-0.M.	-	-	-	-	-	-	-	-	-	-	-	-
4-0.M.	-	-	-	-	-	-	-	-	-	-	-	-
5-M.	-	-	-	-	-	-	-	-	-	1	-	1
Total	-	-	-	-	-	-	-	-	-	1	-	1
Gray:												
3-0.M.	-	-	1,970	511	-	2,481	-	1	24	247	572	844
4-0.M.	3	94	1,310	4,138	169	5,714	-	10	419	3,197	14,456	18,082
5-M.	-	46	3,191	4,336	1,851	9,424	1	5	599	11,058	58,890	70,513
6-0.L.M.	-	-	380	487	379	1,246	-	2	120	2,390	38,665	41,177
Total	3	140	6,851	9,472	2,399	18,665	1	18	1,162	16,892	112,543	130,616
Below Grade	-	9	53	881	1,803	2,746	-	-	10	96	16,233	16,339
All grades	4,009	560,372	474,427	263,006	45,443	1,347,257	3,981	51,504	545,403	538,325	372,457	1,511,670
Grade Index	100.6	99.2	94.1	88.6	80.3	94.7	101.6	102.0	97.6	94.6	82.0	92.8
Staple length (inches)												
13/16 and shorter . .	48	3,963	1,774	808	10	6,603	-	-	-	-	336	336
7/8	195	8,498	6,884	2,496	100	18,133	3	3	2	1	2,882	2,891
29/32	225	4,094	3,418	1,422	214	9,373	-	-	-	-	10	10
15/16	206	9,404	16,101	14,407	3,195	43,313	3	-	4	45	8,990	9,042
31/32	115	7,649	18,537	24,212	9,516	60,029	-	3	3	16	22,398	22,420
1	682	63,491	118,290	119,244	25,116	326,823	132	71	24	762	58,874	59,863
1-1/32	1,534	233,377	205,715	88,190	6,448	535,264	1,405	2,689	4,056	19,182	123,712	151,044
1-1/16	893	211,772	96,724	11,831	844	322,064	1,954	26,314	193,022	216,736	135,523	573,549
1-3/32	111	17,102	6,414	304	-	23,931	463	21,452	330,636	274,615	19,428	646,594
1-1/8	-	907	527	82	-	1,516	20	927	17,623	26,955	292	45,817
1-5/32	-	45	19	-	-	64	1	43	33	13	12	102
1-3/16	-	82	-	-	-	82	-	2	-	-	-	2
1-7/32	-	28	24	10	-	62	-	-	-	-	-	-
1-1/4 and longer . .	-	-	-	-	-	-	-	-	-	-	-	-
All lengths	4,009	560,372	474,427	263,006	45,443	1,347,257	3,981	51,504	545,403	538,325	372,457	1,511,670
Average staple length (32nd inches) . .	32.3	33.1	32.7	31.2	31.8	32.7	33.7	34.4	34.7	34.6	33.1	34.2

1/ As reported by the Bureau of the Census, running bales.

Table 31. -- Grade and staple length of upland cotton ginned, during specified periods, by States, 1954-55

Grade and staple length	FLORIDA						GEORGIA					
	Prior to Sept. 1	September	October	November	After Nov. 30	Total Crop	Prior to Sept. 1	September	October	November	After Nov. 30	Total Crop
Grade	Bales	Bales	Bales	Bales	Bales	Bales	Bales	Bales	Bales	Bales	Bales	Bales
White:												
3-0.M.	15	-	-	-	-	15	101	172	8	-	-	281
4-S.M.	1,662	42	2	-	-	1,706	32,988	23,438	5,118	39	115	61,298
5-M.	6,384	1,587	125	-	56	8,152	126,466	123,706	56,922	2,785	307	310,186
6-S.L.M.	3,405	1,798	254	99	103	5,659	51,514	85,863	40,514	8,644	1,644	188,179
7-L.M.	295	56	26	159	59	595	5,889	12,885	3,739	1,927	844	25,284
8-S.O.O.	4	5	2	20	9	40	140	417	584	336	187	1,664
9-0.0.	-	-	-	-	-	-	8	29	37	50	39	163
Total	11,765	3,488	409	278	227	16,167	216,706	246,510	106,922	13,781	3,136	587,055
Spotted:												
3-0.M.	-	-	-	-	-	-	100	437	161	-	-	698
4-S.M.	89	42	-	-	14	145	2,366	8,614	2,129	191	43	13,343
5-M.	25	58	3	20	66	172	1,527	5,823	1,845	227	500	9,922
6-S.L.M.	13	2	5	10	10	40	275	795	465	156	360	2,011
7-L.M.	4	-	-	-	10	14	-	193	76	78	205	552
Total	131	102	8	30	100	371	4,268	15,822	4,676	652	1,108	26,526
Tinged:												
3-0.M.	-	-	-	-	-	-	-	-	-	-	-	-
4-S.M.	-	-	-	-	-	-	-	-	17	11	-	28
5-M.	-	-	-	-	-	-	-	8	-	11	-	19
6-S.L.M.	-	-	-	-	-	-	-	-	-	-	46	46
7-L.M.	-	-	-	-	-	-	-	-	-	-	-	-
Total	-	-	-	-	-	-	-	8	17	22	46	93
Gray:												
3-0.M.	-	-	-	-	-	-	-	-	-	-	-	-
4-S.M.	-	-	-	-	-	-	338	104	40	7	-	489
5-M.	-	-	-	-	-	-	354	247	63	21	-	685
6-S.L.M.	-	-	-	-	-	-	-	8	-	-	-	8
Total	-	-	-	-	-	-	692	359	103	28	-	1,182
All grades	11,896	3,590	417	308	327	1/ 16,538	221,666	262,699	111,718	14,483	4,290	1/ 614,856
Grade index	98.4	96.6	95.1	87.8	92.0	97.6	98.7	97.3	97.1	93.3	89.8	97.6
Staple length (inches)												
13/16 and shorter. .	-	-	3	-	-	3	152	289	387	37	30	895
7/8	20	15	7	50	-	92	2,539	1,172	628	257	92	4,688
29/32	55	41	16	10	-	122	4,683	1,895	498	197	88	7,321
15/16	473	71	28	129	49	750	27,562	12,403	2,900	1,127	445	44,437
31/32	1,001	191	38	10	10	1,290	52,874	36,418	17,411	5,359	1,867	113,929
1	3,450	1,057	122	99	138	4,866	93,676	113,032	54,324	6,826	1,430	269,288
1-1/32	4,807	1,719	183	-	130	6,839	36,933	85,055	30,716	680	281	153,665
1-1/16	1,954	455	20	10	-	2,439	3,190	12,130	4,764	-	57	20,141
1-3/32	136	41	-	-	-	177	57	295	119	-	-	471
1-1/8	-	-	-	-	-	-	-	-	11	-	-	11
1-5/32	-	-	-	-	-	-	-	-	-	-	-	-
1-3/16	-	-	-	-	-	-	-	-	-	-	-	-
1-7/32	-	-	-	-	-	-	-	-	-	-	-	-
1-1/4 and longer . .	-	-	-	-	-	-	-	10	-	-	-	10
All lengths	11,896	3,590	417	308	327	1/ 16,538	221,666	262,699	111,718	14,483	4,290	1/ 614,856
Average staple length (32nd inches). . .	32.6	32.6	32.1	30.4	32.1	32.5	31.6	32.1	32.1	31.4	31.3	31.9

1/ As reported by the Bureau of the Census, running bales.

Table 32. --Grade and staple length of upland cotton ginned, during specified periods, by States, 1954-55

Grade and staple length	ILLINOIS						KENTUCKY					
	Prior to Sept. 1	September	October	November	After Nov. 30	Total Crop	Prior to Sept. 1	September	October	November	After Nov. 30	Total Crop
Grade	Bales	Bales	Bales	Bales	Bales	Bales	Bales	Bales	Bales	Bales	Bales	Bales
White:												
3-0.M.	-	-	-	-	-	-	-	-	-	-	-	-
4-S.M.	-	7	17	-	-	24	-	254	-	4	-	298
5-M.	-	376	394	43	-	813	-	1,096	856	226	4	2,702
6-S.L.M.	-	107	577	499	13	1,196	-	918	1,988	1,194	3	4,103
7-L.M.	-	-	14	195	42	251	-	61	94	256	33	444
8-S.G.O.	-	-	-	27	19	46	-	-	-	8	12	20
9-0.0.	-	-	-	-	-	-	-	-	-	-	-	-
Total	-	490	1,002	764	74	2,330	-	2,929	2,938	1,688	52	7,607
Spotted:												
3-0.M.	-	-	-	-	-	-	-	-	-	-	-	-
4-S.M.	-	-	-	6	-	6	-	2	32	-	-	34
5-M.	-	3	9	88	-	100	-	7	145	17	-	169
6-S.L.M.	-	-	-	104	59	163	-	12	29	132	50	223
7-L.M.	-	-	-	65	60	125	-	2	-	50	102	154
Total	-	3	9	263	119	394	-	23	206	199	152	580
Tinged:												
3-0.M.	-	-	-	-	-	-	-	-	-	-	-	-
4-S.M.	-	-	-	-	-	-	-	-	-	-	-	-
5-M.	-	-	-	-	-	-	-	-	-	-	-	-
6-S.L.M.	-	-	-	-	-	-	-	-	-	4	5	9
7-L.M.	-	-	-	-	-	-	-	-	-	-	34	34
Total	-	-	-	-	-	-	-	-	-	4	39	43
Gray:												
3-0.M.	-	-	-	-	-	-	-	-	-	-	-	-
4-S.M.	-	-	-	-	-	-	-	-	8	-	-	8
5-M.	-	-	-	-	-	-	-	7	22	-	-	29
6-S.L.M.	-	-	-	-	-	-	-	-	-	-	-	-
Total	-	-	-	-	-	-	-	7	30	-	-	37
Below Grade	-	-	-	-	-	-	-	-	5	-	-	5
All grades	-	493	1,011	1,027	193	1/ 2,724	-	2,959	3,179	1,891	243	1/ 8,272
Grade index	-	98.7	96.4	89.7	81.0	93.2	-	98.0	95.1	92.1	77.7	94.9
Staple length (inches)												
13/16 and shorter	-	-	-	-	-	-	-	-	-	-	-	-
7/8	-	-	-	-	-	-	-	-	-	-	-	-
29/32	-	-	-	-	-	-	-	-	16	6	-	22
15/16	-	-	-	6	60	66	-	5	35	22	6	68
31/32	-	-	-	12	19	31	-	4	17	96	13	130
1	-	7	6	220	63	296	-	34	131	176	41	382
1-1/32	-	16	211	493	51	771	-	345	839	840	151	2,175
1-1/16	-	209	543	273	-	1,025	-	1,673	1,883	729	30	4,315
1-3/32	-	242	226	23	-	491	-	777	239	22	2	1,040
1-1/8	-	19	25	-	-	44	-	116	16	-	-	132
1-5/32	-	-	-	-	-	-	-	5	3	-	-	8
1-3/16	-	-	-	-	-	-	-	-	-	-	-	-
1-7/32	-	-	-	-	-	-	-	-	-	-	-	-
1-1/4 and longer	-	-	-	-	-	-	-	-	-	-	-	-
All lengths	-	493	1,011	1,027	193	1/ 2,724	-	2,959	3,179	1,891	243	1/ 8,272
Average staple length (32nd inches)	-	34.5	34.1	33.1	31.5	33.6	-	34.2	33.7	33.2	32.8	33.7

1/ As reported by the Bureau of the Census, running bales.

Table 33. --Grade and staple length of upland cotton ginned, during specified periods, by States, 1954-55

Grade and staple length	LOUISIANA						MISSISSIPPI					
	Prior to Sept. 1	September	October	November	After Nov. 30	Total Crop	Prior to Sept. 1	September	October	November	After Nov. 30	Total Crop
	Bales	Bales	Bales	Bales	Bales	Bales	Bales	Bales	Bales	Bales	Bales	Bales
White:												
3-0.M.	188	133	-	-	-	321	1,452	7,035	361	-	-	8,848
4-5.M.	18,132	32,344	3,173	270	43	53,962	31,159	203,616	21,793	470	18	257,016
5-M.	46,293	115,265	32,025	5,294	223	199,100	46,015	351,590	160,480	15,959	308	574,312
6-8.L.M.	16,735	89,700	76,733	20,098	1,072	204,338	10,855	148,157	218,519	98,467	6,714	482,712
7-L.M.	859	8,315	33,283	19,187	2,226	63,870	218	17,304	64,862	66,305	12,127	160,816
8-8.G.O.	92	216	1,748	3,174	292	5,522	-	516	4,729	15,424	5,011	25,680
9-0.O.	-	-	77	899	133	1,109	-	-	427	3,230	1,379	5,036
Total	82,299	245,973	147,039	48,922	3,989	528,222	89,699	728,178	471,131	199,855	25,557	1,514,420
Spotted:												
3-0.M.	9	154	26	-	-	189	8	514	137	-	-	659
4-5.M.	266	3,646	2,108	527	-	6,547	531	6,137	3,498	459	7	10,632
5-M.	18	4,126	7,987	2,861	109	15,101	578	4,974	7,069	1,495	275	14,411
6-8.L.M.	9	393	4,359	1,541	222	6,624	69	396	5,996	1,773	590	8,774
7-L.M.	-	116	863	418	17	1,414	-	9	1,403	1,284	1,035	3,811
Total	302	8,435	15,343	5,447	348	29,875	1,186	12,030	18,193	5,011	1,867	38,287
Tinged:												
3-0.M.	-	-	-	-	-	-	-	-	-	-	-	-
4-5.M.	-	-	-	-	-	-	-	-	-	-	-	-
5-M.	-	-	-	-	-	-	-	-	-	-	-	-
6-8.L.M.	-	-	-	-	-	-	-	-	38	16	-	54
7-L.M.	-	-	-	-	-	-	-	-	19	60	46	125
Total	-	-	-	-	-	-	-	-	57	76	46	179
Yellow Stained:												
3-0.M.	-	-	-	-	-	-	-	-	-	-	-	-
4-5.M.	-	-	-	-	-	-	-	-	-	-	-	-
5-M.	-	-	-	-	-	-	-	-	-	-	12	12
Total	-	-	-	-	-	-	-	-	-	-	12	12
Gray:												
3-0.M.	-	-	45	24	-	69	-	-	-	-	-	-
4-5.M.	-	161	172	146	-	479	-	96	1,353	972	384	2,805
5-M.	-	474	1,188	332	-	1,994	-	235	2,946	2,878	893	6,954
6-8.L.M.	-	10	246	106	17	379	-	-	162	231	33	426
Total	-	645	1,651	608	17	2,921	-	331	4,463	4,081	1,310	10,185
Below Grade	-	9	71	410	85	575	-	-	36	397	518	951
All grades	82,601	255,062	164,104	55,387	4,439	561,593	90,885	740,539	493,880	209,420	29,310	1,564,034
Grade Index	99.5	97.7	92.8	89.3	86.6	95.6	100.6	99.5	94.8	89.5	84.2	96.5
Staple length (inches)												
13/16 and shorter. .	-	10	80	-	-	99	20	66	339	18	-	443
7/8	147	1,396	2,658	237	34	4,472	151	1,580	1,432	158	37	3,358
29/32	100	1,715	4,357	698	10	7,080	69	1,784	1,688	205	95	3,801
15/16	415	7,096	12,759	5,018	216	25,504	560	6,792	8,029	4,326	834	20,541
31/32	536	7,946	11,098	5,581	485	25,646	837	10,913	10,844	8,362	1,157	32,113
1	4,217	24,794	26,009	14,416	1,720	71,156	4,190	61,481	62,474	49,302	6,984	184,431
1-1/32	28,248	85,390	63,189	17,693	1,827	196,347	24,546	226,048	183,404	89,529	14,264	537,791
1-1/16	44,350	105,899	37,438	10,730	129	198,546	49,717	348,240	184,925	52,021	5,772	640,675
1-3/32	4,525	18,303	5,417	927	18	29,190	10,097	71,440	34,347	5,105	207	121,196
1-1/8	53	2,258	792	87	-	3,190	581	10,926	5,141	196	-	16,844
1-5/32	10	212	107	-	-	329	64	858	650	27	-	1,599
1-3/16	-	34	-	-	-	34	-	199	321	45	-	565
1-7/32	-	-	-	-	-	-	42	37	74	9	-	162
1-1/4 and longer . .	-	-	-	-	-	-	11	175	212	117	-	515
All lengths	82,601	255,062	164,104	55,387	4,439	561,593	90,885	740,539	493,880	209,420	29,310	1,564,034
Average staple length (32nd inches) . .	33.6	33.3	32.6	32.4	32.2	33.0	33.7	33.6	33.3	32.9	32.8	33.4

1/ As reported by the Bureau of the Census, running bales.

Table 34. --Grade and staple length of upland cotton ginned, during specified periods, by States, 1954-55

Grade and staple length	MISSOURI						NEW MEXICO					
	Prior to Sept. 1	September	October	November	After Nov. 30	Total Crop	Prior to Sept. 1	September	October	November	After Nov. 30	Total Crop
Grade	Bales	Bales	Bales	Bales	Bales	Bales	Bales	Bales	Bales	Bales	Bales	Bales
White:												
3-0.M.	-	1,037	-	-	-	1,037	-	1,407	193	87	9	1,696
4-3.M.	-	66,835	164	-	-	66,999	-	27,424	16,018	11,624	540	55,614
5-M.	-	72,270	20,985	971	-	94,226	-	12,545	45,013	39,849	2,256	99,663
6-3.L.M.	-	32,267	90,050	16,601	48	138,966	-	1,296	40,972	27,500	2,883	72,651
7-L.M.	-	6,042	49,303	42,110	1,131	98,586	-	37	13,623	7,142	2,148	22,950
8-5.G.O.	-	168	2,901	19,331	4,078	26,478	-	-	1,078	1,305	2,014	4,397
9-0.O.	-	-	34	1,315	678	2,027	-	-	25	273	1,249	1,547
Total.	-	178,619	163,437	80,328	5,935	428,319	-	42,709	116,922	87,700	11,107	256,518
Spotted:												
3-0.M.	-	12	-	-	-	12	-	31	12	226	25	294
4-3.M.	-	443	91	37	-	571	-	23	512	2,825	1,097	4,457
5-M.	-	458	441	938	45	1,892	-	15	1,050	5,564	3,469	10,098
6-3.L.M.	-	264	3,630	3,637	1,526	9,057	-	4	610	2,572	6,852	10,038
7-L.M.	-	108	960	2,890	6,987	10,945	-	-	187	1,433	4,710	6,330
Total.	-	1,295	5,122	7,502	8,558	22,477	-	73	2,371	12,620	16,153	31,217
Tinged:												
3-0.M.	-	-	-	-	-	-	-	-	-	-	-	-
4-3.M.	-	-	-	-	-	-	-	-	-	-	4	4
5-M.	-	-	-	-	-	-	-	-	-	18	45	63
6-3.L.M.	-	-	-	83	290	373	-	-	1	38	146	185
7-L.M.	-	-	-	119	2,798	2,917	-	-	-	24	16	40
Total.	-	-	-	202	3,088	3,290	-	-	1	80	211	292
Gray:												
3-0.M.	-	-	-	-	-	-	-	-	-	-	-	-
4-3.M.	-	108	11	226	11	356	-	3	13	61	2	79
5-M.	-	84	139	363	23	609	-	1	54	46	37	138
6-3.L.M.	-	-	11	137	-	148	-	-	53	9	3	65
Total.	-	192	161	726	34	1,113	-	4	120	116	42	282
Below Grade.	-	-	-	84	716	800	-	-	2	632	1,191	1,825
All grades.	-	180,106	168,720	88,842	18,331	1/455,999	-	42,786	119,416	101,228	28,704	1/292,134
Grade index.	-	99.8	91.5	84.3	74.8	92.7	-	102.5	96.3	95.9	84.5	95.9
Staple length (inches)												
13/16 and shorter. .	-	-	-	-	-	-	-	-	7	287	3,675	3,969
7/8	-	12	-	-	-	12	-	2	202	3,464	4,112	7,780
29/32	-	60	67	13	17	157	-	18	604	3,463	577	4,662
15/16	-	443	287	902	3,976	5,206	-	87	1,958	5,696	6,310	13,651
31/32	-	333	226	3,937	6,320	10,816	-	60	1,480	2,162	278	3,980
1	-	4,740	6,424	20,464	7,658	39,286	-	233	2,703	4,900	5,042	12,878
1-1/32	-	39,924	55,816	56,086	310	152,136	-	419	3,820	4,917	2,280	11,436
1-1/16	-	116,690	100,192	7,700	50	224,632	-	2,729	8,392	16,952	4,131	31,804
1-3/32	-	17,380	5,592	127	-	23,099	-	8,718	18,920	22,946	1,605	52,189
1-1/8	-	514	91	-	-	605	-	19,665	52,632	29,294	371	101,962
1-5/32	-	-	-	-	-	-	-	10,676	27,823	7,006	84	45,589
1-3/16	-	-	-	13	-	13	-	178	794	145	43	1,160
1-7/32	-	-	25	-	-	25	-	1	333	245	108	687
1-1/4 and longer. . .	-	12	-	-	-	12	-	-	148	151	88	387
All lengths.	-	180,106	168,720	88,842	18,331	1/455,999	-	42,786	119,416	101,228	28,704	1/292,134
Average staple length (32nd inches).	-	33.8	33.6	32.8	31.2	33.4	-	35.9	35.6	34.2	30.8	34.7

1/ As reported by the Bureau of the Census, running bales.

Table 35. --Grade and staple length of upland cotton ginned, by specified periods, by States, 1954-55

Grade and staple length	NORTH CAROLINA						OKLAHOMA					
	Prior to Sept. 1	September	October	November	After Nov. 30	Total Crop	Prior to Sept. 1	September	October	November	After Nov. 30	Total Crop
Grade	Bales	Bales	Bales	Bales	Bales	Bales	Bales	Bales	Bales	Bales	Bales	Bales
White:												
3-0.M.	-	132	9	-	-	141	-	321	-	-	-	321
4-3.M.	-	31,735	5,852	89	138	37,814	-	20,306	4,396	145	-	24,847
5-M.	-	76,315	38,158	1,573	368	116,414	-	37,458	45,098	8,698	25	91,279
6-5.L.M.	-	65,018	87,442	15,114	1,875	169,449	-	6,802	30,195	18,369	391	55,757
7-L.M.	-	2,011	14,042	14,528	3,709	34,290	-	958	6,673	4,982	643	13,256
8-S.G.O.	-	44	1,697	3,046	3,344	8,131	-	98	699	547	43	1,387
9-0.0.	-	37	207	399	718	1,361	-	5	195	145	10	355
Total	-	175,292	147,407	34,749	10,152	367,600	-	65,948	87,256	32,885	1,112	187,202
Spotted:												
3-0.M.	-	439	103	8	-	550	-	20	194	19	-	233
4-3.M.	-	1,414	1,715	217	-	3,346	-	4,167	24,940	11,779	186	41,072
5-M.	-	522	955	442	77	1,996	-	1,571	21,542	19,944	3,202	46,259
6-5.L.M.	-	40	272	289	361	962	-	74	4,611	4,559	2,116	11,350
7-L.M.	-	-	8	25	416	449	-	27	242	304	355	928
Total	-	2,415	3,053	981	854	7,303	-	5,859	51,529	36,605	5,859	99,852
Tinged:												
3-0.M.	-	9	-	-	-	9	-	-	-	-	-	-
4-3.M.	-	9	-	-	-	9	-	-	-	157	214	371
5-M.	-	18	9	-	52	79	-	-	-	279	458	737
6-5.L.M.	-	-	8	8	-	16	-	-	10	55	148	213
7-L.M.	-	-	-	-	-	-	-	-	-	9	52	61
Total	-	36	17	8	52	113	-	-	10	500	872	1,382
Yellow Stained:												
3-0.M.	-	-	-	-	-	-	-	-	-	-	-	-
4-3.M.	-	-	-	-	-	-	-	-	-	-	-	-
5-M.	-	-	-	-	-	-	-	-	-	-	16	16
Total	-	-	-	-	-	-	-	-	-	-	16	16
Gray:												
3-0.M.	-	187	21	-	-	208	-	-	-	-	-	-
4-3.M.	-	778	348	-	-	1,126	-	-	10	-	-	10
5-M.	-	1,128	835	440	1,053	3,456	-	10	10	-	-	20
6-5.L.M.	-	119	207	849	4,028	5,203	-	-	-	-	-	-
Total	-	2,212	1,411	1,289	5,081	9,993	-	10	20	-	-	30
Below Grade	-	-	-	8	69	77	-	5	143	178	32	358
All grades	-	179,955	151,888	37,035	16,208	385,086	-	71,822	138,958	70,169	7,891	288,840
Grade index	-	98.2	94.8	88.4	81.1	95.2	-	100.1	96.0	93.5	87.6	96.2
Staple length (inches)												
13/16 and shorter.	-	-	9	-	-	9	-	9,745	16,131	10,080	608	36,564
7/8.	-	-	-	8	47	55	-	18,348	38,139	26,965	4,892	88,344
29/32	-	-	-	75	31	106	-	13,693	30,022	17,280	1,612	62,607
15/16	-	73	179	118	1,560	1,930	-	16,618	34,080	12,399	583	63,680
31/32	-	370	2,264	3,102	5,577	11,313	-	7,433	10,867	2,151	122	20,573
1	-	7,097	23,928	19,179	6,949	57,153	-	3,811	5,976	984	38	10,809
1-1/32	-	110,792	91,332	14,349	2,065	218,479	-	1,310	2,373	275	36	3,994
1-1/16	-	56,290	33,403	204	38	89,935	-	543	1,286	35	-	1,864
1-3/32	-	4,923	642	-	-	5,565	-	219	84	-	-	303
1-1/8	-	376	101	-	-	477	-	102	-	-	-	102
1-5/32	-	34	30	-	-	64	-	-	-	-	-	-
1-3/16	-	-	-	-	-	-	-	-	-	-	-	-
1-7/32	-	-	-	-	-	-	-	-	-	-	-	-
1-1/4 and longer	-	-	-	-	-	-	-	-	-	-	-	-
All lengths	-	179,955	151,888	37,035	16,208	385,086	-	71,822	138,958	70,169	7,891	288,840
Average staple length (32nd inches)	-	33.3	33.0	32.3	31.6	33.0	-	29.1	29.0	28.5	28.3	28.9

1/ As reported by the Bureau of the Census, running bales.

Table 36. --Grade and staple length of upland cotton ginned, by specified periods, by States, 1954-55

SOUTH CAROLINA							TENNESSEE					
Grade and staple length	Prior to Sept. 1	September	October	November	After Nov. 30	Total Crop	Prior to Sept. 1	September	October	November	After Nov. 30	Total Crop
Grade	Bales	Bales	Bales	Bales	Bales	Bales	Bales	Bales	Bales	Bales	Bales	Bales
White:												
3-0.M.	275	-	-	-	-	275	-	411	9	12	-	432
4-S.M.	23,101	9,300	1,705	51	10	34,227	-	40,668	5,111	273	28	46,080
5-M.	53,394	137,815	41,813	2,827	582	236,431	-	151,993	62,388	7,306	-	221,687
6-S.L.M.	10,932	102,409	62,065	9,690	3,428	188,524	-	37,208	120,694	34,427	878	193,207
7-L.M.	408	10,515	14,391	11,533	3,888	40,735	-	445	7,101	23,581	1,619	32,746
8-S.O.O.	-	266	573	2,705	1,673	5,217	-	9	1,322	12,165	1,180	14,676
9-G.O.	17	-	28	124	549	718	-	-	-	678	244	922
Total	88,127	260,305	120,635	26,930	10,130	506,127	-	230,734	196,625	78,442	3,949	509,730
Spotted:												
3-0.M.	-	474	632	-	-	1,106	-	-	-	-	-	-
4-S.M.	62	3,589	2,156	35	10	5,852	-	1,211	1,350	289	-	2,850
5-M.	-	1,419	738	350	308	2,815	-	1,923	5,777	1,769	456	9,925
6-S.L.M.	-	9	360	320	285	974	-	101	943	3,813	906	5,763
7-L.M.	-	-	61	252	244	557	-	9	19	2,580	1,093	4,501
Total	62	5,491	3,947	957	647	11,304	-	3,244	8,089	8,451	3,235	23,039
Tinged:												
3-0.M.	-	-	-	-	-	-	-	-	-	-	-	-
4-S.M.	-	-	-	-	-	-	-	-	-	-	-	-
5-M.	-	-	-	-	49	49	-	-	-	20	-	20
6-S.L.M.	-	-	-	-	14	14	-	-	-	92	554	646
7-L.M.	-	-	-	-	-	-	-	-	-	111	59	170
Total	-	-	-	-	63	63	-	-	-	223	613	836
Yellow stained:												
3-0.M.	-	-	-	-	-	-	-	-	-	-	-	-
4-S.M.	-	-	-	-	-	-	-	-	-	-	-	-
5-M.	-	-	-	-	43	43	-	-	-	-	-	-
Total	-	-	-	-	43	43	-	-	-	-	-	-
Gray:												
3-0.M.	-	-	-	-	-	-	-	-	-	24	-	24
4-S.M.	-	138	436	277	-	851	-	71	56	44	-	171
5-M.	45	97	152	1,267	340	1,901	-	36	123	-	-	159
6-S.L.M.	-	18	12	260	46	336	-	-	-	-	-	-
Total	45	253	600	1,804	386	3,088	-	107	179	68	-	354
Below Grade	-	-	-	-	-	-	-	-	-	22	-	22
All grades	88,234	266,049	125,182	29,691	11,469	1/ 520,625	-	234,085	204,893	87,206	7,817	1/ 534,001
Grade Index	100.2	97.2	95.1	88.4	86.3	96.4	-	99.6	95.6	88.3	81.2	96.0
Staple length (inches)												
13/16 and shorter	-	-	-	-	-	-	-	341	174	-	-	515
7/8	-	18	-	-	19	37	-	2,138	1,611	505	-	4,254
29/32	-	39	23	-	39	101	-	3,017	2,357	944	114	6,432
15/16	252	1,466	690	187	766	3,361	-	9,475	10,811	8,806	992	30,084
31/32	2,326	9,375	4,877	1,480	1,080	19,138	-	10,902	11,837	10,904	298	33,941
1	20,673	91,856	38,045	10,719	5,078	166,371	-	47,317	52,686	34,628	3,568	138,199
1-1/32	46,311	135,544	66,266	15,739	3,604	267,464	-	79,160	78,019	23,990	1,833	183,002
1-1/16	18,222	27,016	14,285	1,451	863	61,837	-	69,531	42,727	7,216	1,012	120,486
1-3/32	450	322	318	-	20	1,110	-	10,340	4,364	141	-	14,845
1-1/8	-	95	105	24	-	184	-	1,698	289	36	-	2,023
1-5/32	-	88	358	72	-	518	-	148	9	-	-	157
1-3/16	-	161	201	19	-	381	-	9	9	-	-	18
1-7/32	-	109	14	-	-	123	-	9	-	-	-	9
1-1/4 and longer	-	-	-	-	-	-	-	-	-	36	-	36
All lengths	88,234	266,049	125,182	29,691	11,469	1/ 520,625	-	234,085	204,893	87,206	7,817	1/ 534,001
Average staple length (32nd inches)	32.9	32.7	32.7	32.6	32.2	32.7	-	32.9	32.6	32.1	32.2	32.6

1/ As reported by the Bureau of the Census, running bales.

Table 37. -- Grade and staple length of upland cotton ginned, during specified periods, by States, 1954-55

Grade and staple length	TEXAS						VIRGINIA					
	Prior to Sept. 1	September	October	November	After Nov. 30	Total Crop	Prior to Sept. 1	September	October	November	After Nov. 30	Total Crop
White:												
3-0.M.	6,983	8,289	1,784	539	-	17,595	-	-	-	-	-	-
4-S.M.	149,065	134,690	67,746	28,776	178	380,455	-	84	16	-	-	100
5-M.	544,901	334,787	333,213	187,792	9,089	1,409,782	-	1,144	1,424	22	-	2,590
6-S.L.M.	249,035	109,473	268,466	412,057	80,970	1,120,001	-	724	3,932	544	79	5,279
7-L.M.	49,413	21,910	45,654	80,413	42,028	239,418	-	-	268	302	178	748
8-S.O.O.	6,013	5,040	2,636	3,368	7,819	24,876	-	-	20	247	104	371
9-O.O.	473	554	93	307	2,312	3,739	-	-	10	78	21	109
Total.	1,005,883	614,743	719,592	713,252	142,396	3,195,866	-	1,952	5,670	1,193	382	9,197
Spotted:												
3-0.M.	38	874	985	413	57	2,367	-	-	-	-	-	-
4-S.M.	3,712	18,763	79,981	51,501	6,433	160,390	-	-	24	-	-	24
5-M.	3,937	11,489	54,798	125,927	93,126	289,237	-	-	164	32	-	196
6-S.L.M.	801	1,220	7,860	43,199	102,836	155,916	-	-	80	135	92	307
7-L.M.	210	480	489	3,616	21,895	26,690	-	-	-	29	51	80
Total.	8,698	32,826	144,073	224,656	224,347	634,600	-	-	268	196	143	607
Tinged:												
3-0.M.	-	-	-	-	-	-	-	-	-	-	-	-
4-S.M.	178	20	11	142	704	1,055	-	-	-	-	-	-
5-M.	9	9	-	656	4,979	5,653	-	-	-	-	-	-
6-S.L.M.	-	-	-	-	3,114	3,114	-	-	-	-	-	-
7-L.M.	-	-	-	49	340	389	-	-	-	-	-	-
Total.	187	29	11	847	9,137	10,211	-	-	-	-	-	-
Yellow Stained:												
3-0.M.	-	-	-	-	-	-	-	-	-	-	-	-
4-S.M.	-	-	-	-	19	19	-	-	-	-	-	-
5-M.	-	-	-	28	157	185	-	-	-	-	-	-
Total.	-	-	-	28	176	204	-	-	-	-	-	-
Gray:												
3-0.M.	65	-	10	-	-	75	-	-	-	-	-	-
4-S.M.	1,256	173	106	130	-	1,665	-	34	-	-	-	34
5-M.	2,289	332	110	181	24	2,936	-	-	16	-	-	16
6-S.L.M.	905	31	50	65	43	1,034	-	-	-	-	-	-
Total.	4,515	536	276	376	67	5,770	-	34	16	-	-	50
Below Grade.	125	14	212	122	1,792	2,265	-	-	-	-	-	-
All grades.	1,019,408	648,148	864,164	939,281	377,915 ^{1/}	3,848,916	-	1,986	5,954	1,389	525	9,854 ^{1/}
Grade index.	98.1	98.9	96.9	94.2	87.9	96.0	-	97.8	94.8	86.1	82.6	93.5
Staple length (inches)												
13/16 and shorter. .	5,762	51,648	38,915	47,401	67,960	211,686	-	-	-	-	-	-
7/8	51,435	173,243	160,440	221,692	164,026	770,836	-	-	-	-	-	-
29/32	79,585	152,691	163,739	251,693	83,878	731,586	-	-	16	-	-	16
15/16	140,622	120,432	180,608	219,668	37,741	699,071	-	-	8	-	43	51
31/32	166,984	51,726	107,294	72,760	5,808	404,572	-	-	86	63	75	224
1	219,352	33,473	64,595	33,657	7,882	358,959	-	-	595	696	367	1,658
1-1/32	259,454	15,805	27,538	11,757	3,887	318,441	-	1,059	4,222	630	40	5,951
1-1/16	82,360	5,323	10,948	14,370	4,783	117,754	-	910	1,019	-	-	1,929
1-3/32	9,773	2,334	5,252	18,297	1,347	37,003	-	17	8	-	-	25
1-1/8	2,502	12,428	28,593	26,188	493	70,204	-	-	-	-	-	-
1-5/32	796	24,423	55,446	16,971	129	97,765	-	-	-	-	-	-
1-3/16	729	3,650	14,306	3,783	-	22,468	-	-	-	-	-	-
1-7/32	41	784	3,945	639	11	5,420	-	-	-	-	-	-
1-1/4 and longer . .	13	188	2,545	405	-	3,151	-	-	-	-	-	-
All lengths.	1,019,408	648,148	864,164	939,281	377,915 ^{1/}	3,848,916	-	1,986	5,954	1,389	525	9,854 ^{1/}
Average staple length (32nd inches)	31.6	29.7	30.6	29.7	28.4	30.3	-	33.5	33.0	32.4	31.8	33.0

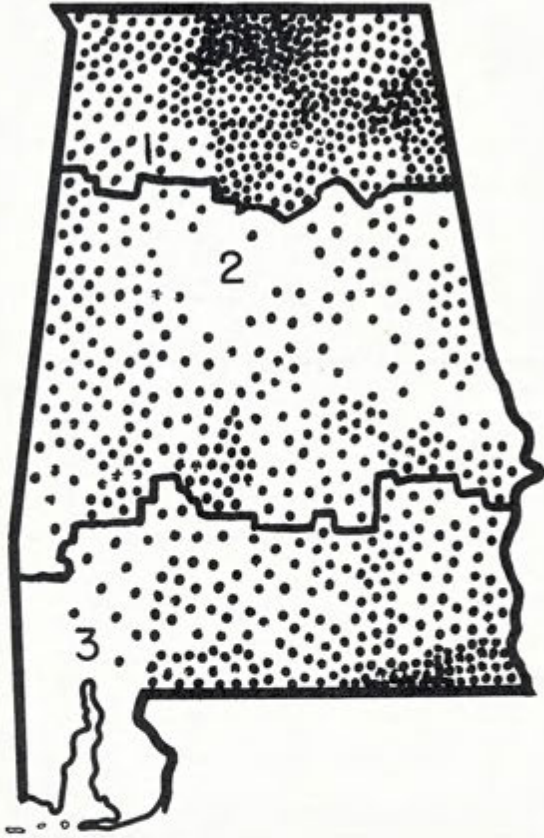
1/ As reported by the Bureau of the Census, running bales.

Table 38. -- Grade and staple length of upland cotton ginned, by States and districts, 1954-55

Grade and staple length	Ginned in District			Ginned in the State	Ginned in District				Ginned in the State
	1	2	3		1	2	3	4	
ALABAMA	ARKANSAS								
Grade	Bales	Bales	Bales	Bales	Bales	Bales	Bales	Bales	Bales
White:									
3-0.M.	1,559	10	574	2,143	-	544	77	1,548	2,169
4-S.M.	57,264	9,269	24,541	91,074	3,987	82,848	2,655	36,786	126,276
5-M.	160,427	115,526	76,261	352,214	20,879	305,270	34,048	134,580	494,777
6-S.L.M.	63,065	69,371	99,184	191,620	9,976	235,727	31,436	128,913	406,052
7-L.M.	8,794	6,378	11,297	26,469	4,322	90,563	9,682	83,748	188,315
8-S.O.O.	1,509	302	565	2,376	1,718	19,718	3,182	21,776	46,394
9-0.0.	269	10	73	352	57	3,443	101	3,012	6,613
Total.	292,887	200,866	172,495	666,248	40,939	738,113	81,181	410,363	1,270,596
Spotted:									
3-0.M.	187	-	10	197	10	167	-	-	177
4-S.M.	16,178	6,126	5,605	27,909	366	5,821	644	681	7,512
5-M.	11,707	7,996	9,832	29,535	826	12,878	1,156	1,694	16,554
6-S.L.M.	6,363	660	4,853	11,876	333	16,419	376	1,466	18,594
7-L.M.	1,038	80	833	1,951	195	10,517	75	353	11,140
Total.	35,473	14,862	21,133	71,468	1,730	45,802	2,251	4,194	53,977
Tinged:									
3-0.M.	18	-	-	18	-	-	-	-	-
4-S.M.	90	10	30	130	-	-	-	17	17
5-M.	255	18	157	430	9	26	-	58	93
6-S.L.M.	92	22	212	326	43	60	14	9	126
7-L.M.	-	-	169	169	-	837	-	-	837
Total.	455	50	568	1,073	52	923	14	84	1,073
Yellow Stained:									
3-0.M.	-	-	-	-	-	-	-	-	-
4-S.M.	-	-	-	-	-	-	-	-	-
5-M.	12	-	-	12	-	-	-	-	-
Total.	12	-	-	12	-	-	-	-	-
Gray:									
3-0.M.	-	-	10	10	-	1,538	-	943	2,481
4-S.M.	-	20	31	51	10	1,927	40	3,737	5,714
5-M.	-	32	54	86	56	2,583	483	6,302	9,424
6-S.L.M.	-	-	-	-	17	264	28	937	1,246
Total.	-	52	95	147	83	6,312	551	11,919	18,865
Below Grade.	-	95	94	189	9	1,817	4	916	2,746
All grades	328,827	215,925	194,385	1/ 739,137	42,813	792,967	84,001	427,476	1/ 1,347,257
Grade index	98.3	97.4	96.7	97.6	96.0	95.2	94.9	93.6	94.7
Staple length (inches)									
13/16 and shorter.	374	92	45	511	5,072	347	471	713	6,603
7/8	2,729	776	1,227	4,732	9,048	3,012	2,383	3,690	18,133
29/32	2,323	1,494	2,511	6,328	3,171	2,446	1,598	2,158	9,373
15/16.	22,020	13,043	16,828	51,891	6,138	21,349	5,579	10,247	43,313
31/32.	45,451	27,279	28,189	100,919	3,043	27,599	5,902	23,485	60,029
1	137,279	79,339	61,764	278,382	10,325	155,114	31,115	130,269	326,823
1-1/32	96,346	69,462	56,959	222,767	5,661	309,129	30,469	190,005	535,264
1-1/16	21,351	23,794	26,235	71,380	345	252,233	6,322	63,164	322,064
1-3/32	941	613	617	2,171	10	20,225	94	3,602	23,931
1-1/8.	13	12	10	35	-	1,314	68	134	1,516
1-5/32	-	21	-	21	-	55	-	9	64
1-3/16	-	-	-	-	-	82	-	-	82
1-7/32	-	-	-	-	-	62	-	-	62
1-1/4 and longer	-	-	-	-	-	-	-	-	-
All lengths.	328,827	215,925	194,385	1/ 739,137	42,813	792,967	84,001	427,476	1/ 1,347,257
Average staple length (32nd inches)	32.1	32.3	32.2	32.2	30.0	33.0	32.1	32.6	32.7

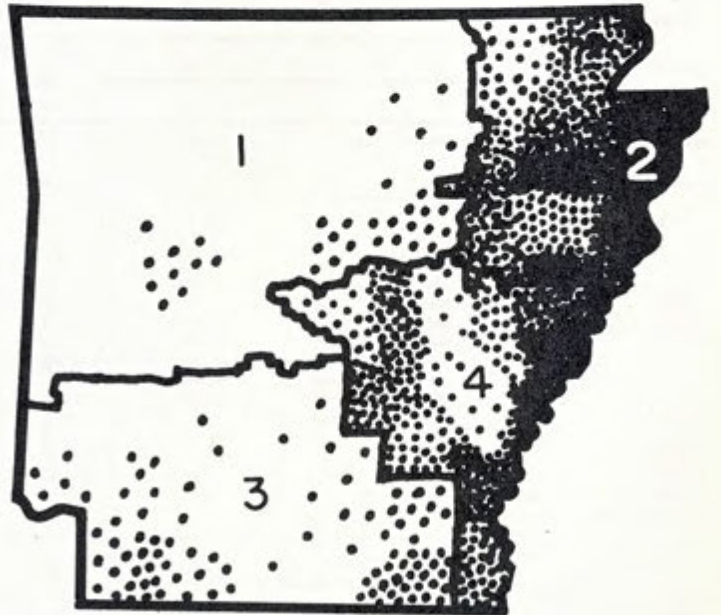
1/ As reported by the Bureau of the Census, running bales.

COTTON PRODUCTION BY DISTRICTS, 1952-53



ALABAMA

ARKANSAS



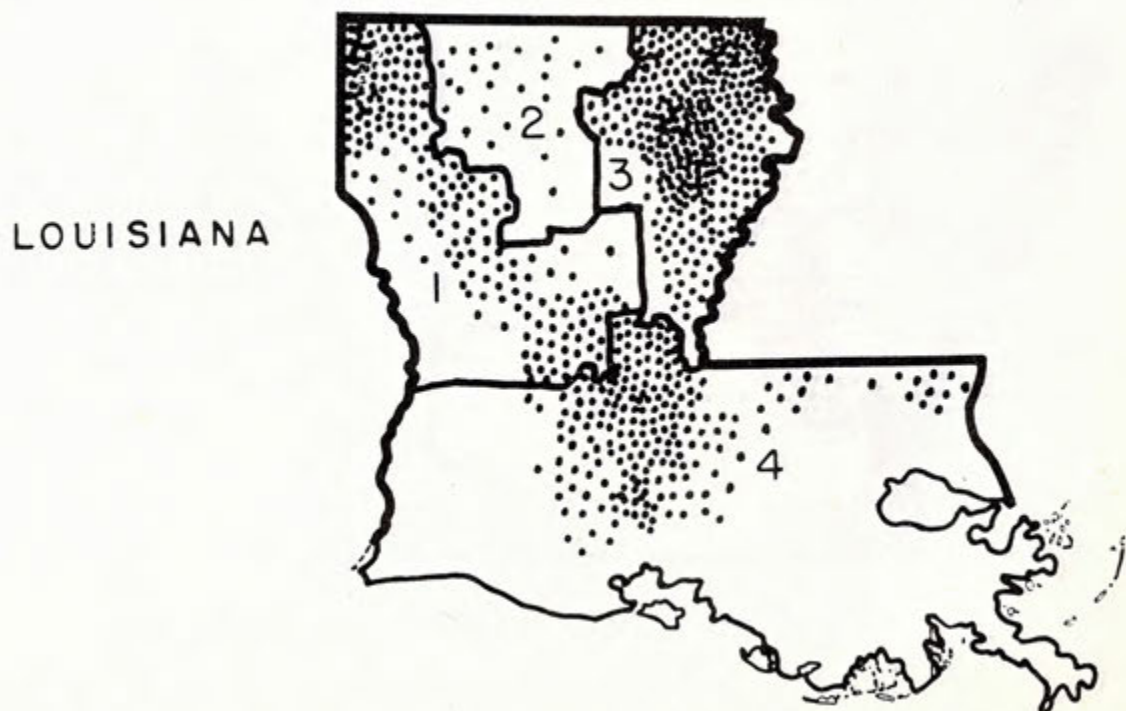
Each dot represents 1,000 bales

Table 39. -- Grade and staple length of upland cotton ginned, by States and districts, 1954-55

Grade and staple length	GEORGIA					LOUISIANA				
	Ginned in District			Ginned in the State	Sales	Ginned in District				Ginned in the State
	1	2	3			1	2	3	4	
White:	Sales	Sales	Sales	Sales	Sales	Sales	Sales	Sales	Sales	Sales
3-0.M.	170	8	103	281	98	-	113	110	321	
4-3.M.	23,564	21,261	16,473	61,298	13,178	1,155	29,574	11,055	53,962	
5-M.	129,348	113,475	67,363	310,186	30,684	7,454	72,211	89,751	199,100	
6-3.L.M.	45,402	89,531	54,267	189,179	46,593	4,951	82,042	70,752	204,338	
7-L.M.	1,587	13,981	9,716	25,284	14,845	672	41,172	7,181	63,870	
8-3.G.O.	222	988	454	1,664	1,755	94	3,519	154	5,522	
9-0.O.	7	156	-	163	649	-	460	-	1,109	
Total.	200,300	236,379	148,376	587,055	107,902	14,326	228,091	178,003	529,222	
Spotted:										
3-0.M.	690	8	-	698	60	19	110	-	189	
4-3.M.	8,172	1,949	3,222	13,343	1,438	207	4,835	67	6,547	
5-M.	5,178	2,318	2,426	9,922	4,910	305	8,575	1,311	15,101	
6-3.L.M.	472	1,328	211	2,011	2,902	121	3,219	382	6,624	
7-L.M.	70	409	73	552	973	16	366	59	1,414	
Total.	14,582	6,012	5,932	26,526	10,283	668	17,105	1,819	29,875	
Tinged:										
3-0.M.	-	-	-	-	-	-	-	-	-	
4-3.M.	28	-	-	28	-	-	-	-	-	
5-M.	-	19	-	19	-	-	-	-	-	
6-3.L.M.	-	46	-	46	-	-	-	-	-	
7-L.M.	-	-	-	-	-	-	-	-	-	
Total.	28	65	-	93	-	-	-	-	-	
Gray:										
3-0.M.	-	-	-	-	34	-	35	-	69	
4-3.M.	29	430	30	489	44	-	435	-	479	
5-M.	14	500	91	605	647	-	1,333	14	1,994	
6-3.L.M.	-	8	-	8	87	-	292	-	379	
Total.	43	1,018	121	1,182	812	-	2,095	14	2,921	
Below Grade.	-	-	-	-	395	-	166	14	575	
All grades	214,933	245,474	154,429	1/ 614,856	119,292	14,994	247,457	179,850	1/ 561,593	
Grade index.	98.8	96.9	97.1	97.6	94.6	97.2	94.9	97.2	95.6	
Staple length (inches)										
13/16 and shorter.	664	82	149	895	9	80	10	-	99	
7/8	609	2,900	1,179	4,688	427	978	3,037	30	4,472	
29/32	416	4,007	2,898	7,321	307	1,176	5,567	30	7,080	
15/16	3,489	26,978	13,970	44,437	1,685	2,204	21,585	30	25,504	
31/32	20,478	59,535	34,936	113,929	2,231	1,726	21,657	32	25,646	
1	92,721	108,043	68,524	269,288	25,496	4,581	36,680	4,399	71,156	
1-1/32	81,036	41,462	31,167	153,665	62,094	3,507	83,630	47,116	196,347	
1-1/16	15,126	3,420	1,995	20,141	26,602	734	65,566	105,644	198,546	
1-3/32	414	46	11	471	423	-	9,161	19,606	29,190	
1-1/8	-	11	-	11	18	8	503	2,661	3,190	
1-5/32	-	-	-	-	-	-	51	278	329	
1-3/16	-	-	-	-	-	-	10	24	34	
1-7/32	-	-	-	-	-	-	-	-	-	
1-1/4 and longer	-	10	-	10	-	-	-	-	-	
All lengths.	214,933	245,474	154,429	1/ 614,856	119,292	14,994	247,457	179,850	1/ 561,593	
Average staple length (32nd inches)	32.4	31.6	31.7	31.9	32.9	31.4	32.6	33.8	33.0	

1/ As reported by the Bureau of the Census, running bales.

COTTON PRODUCTION BY DISTRICTS, 1952-53



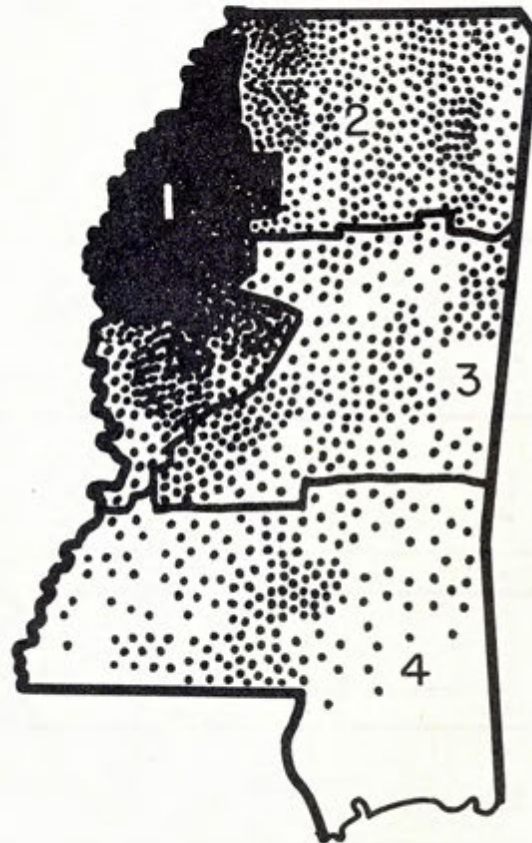
Each dot represents 1,000 bales

Table 40. -- Grade and staple length of upland cotton ginned, by States and districts, 1954-55

Grade and staple length	MISSISSIPPI					NORTH CAROLINA			
	Ginned in District				Ginned in the State	Ginned in District			Ginned in the State
	1	2	3	4		1	2	3	
<u>Grade</u>	<u>Bales</u>	<u>Bales</u>	<u>Bales</u>	<u>Bales</u>	<u>Bales</u>	<u>Bales</u>	<u>Bales</u>	<u>Bales</u>	<u>Bales</u>
White:									
3-0.M.	7,564	387	787	110	8,848	97	-	44	141
4-S.M.	172,152	47,357	28,431	9,076	257,016	26,498	1,744	9,572	37,814
5-M.	243,921	163,221	101,723	65,447	574,312	43,432	34,569	38,413	116,414
6-S.L.M.	246,461	119,957	53,856	62,438	482,712	12,133	84,315	73,001	169,449
7-L.M.	124,630	23,597	4,805	7,784	160,816	372	18,025	15,893	34,290
8-S.G.O.	19,226	5,674	190	590	25,680	64	6,340	1,727	8,131
9-0.0.	3,546	1,423	20	47	5,036	-	999	362	1,361
Total	817,500	361,616	189,812	145,492	1,514,420	82,596	145,992	139,012	367,600
Spotted:									
3-0.M.	19	-	470	170	659	550	-	-	550
4-S.M.	2,477	2,337	3,393	2,425	10,632	3,252	83	11	3,346
5-M.	4,038	5,030	2,095	3,248	14,411	1,269	626	101	1,996
6-S.L.M.	4,922	3,152	229	471	8,774	249	483	230	962
7-L.M.	2,889	854	46	22	3,811	-	405	44	449
Total	14,345	11,373	6,233	6,336	38,287	5,320	1,597	386	7,303
Tinged:									
3-0.M.	-	-	-	-	-	9	-	-	9
4-S.M.	-	-	-	-	-	9	-	-	9
5-M.	-	-	-	-	-	37	42	-	79
6-S.L.M.	9	45	-	-	54	-	16	-	16
7-L.M.	125	-	-	-	125	-	-	-	-
Total	134	45	-	-	179	55	58	-	113
Yellow Stained:									
3-0.M.	-	-	-	-	-	-	-	-	-
4-S.M.	-	-	-	-	-	-	-	-	-
5-M.	12	-	-	-	12	-	-	-	-
Total	12	-	-	-	12	-	-	-	-
Gray:									
3-0.M.	-	-	-	-	-	-	-	208	208
4-S.M.	2,590	188	27	-	2,805	-	314	812	1,126
5-M.	6,734	211	-	9	6,954	-	853	2,603	3,456
6-S.L.M.	426	-	-	-	426	-	2,677	2,526	5,203
Total	9,750	399	27	9	10,185	-	3,844	6,149	9,993
Below Grade.	846	98	-	7	951	-	29	48	77
All grades	842,587	373,531	196,072	151,844	1,564,034	87,971	151,520	145,595	385,086
Grade index	95.8	96.8	98.4	96.7	96.5	100.1	93.0	94.4	95.2
<u>Staple length</u> (inches)									
13/16 and shorter. . .	9	337	79	18	443	9	-	-	9
7/8.	265	1,296	1,497	300	3,358	8	-	47	55
29/32	213	2,440	893	255	3,801	75	21	10	106
15/16	4,093	10,089	5,349	1,010	20,541	166	1,115	649	1,930
31/32	5,562	13,091	11,523	1,937	32,113	2,250	5,615	3,448	11,313
1	55,999	67,672	46,790	13,970	184,431	13,915	22,806	20,432	57,153
1-1/32	259,433	148,862	74,106	55,390	537,791	62,179	72,405	83,895	218,479
1-1/16	407,844	118,284	48,841	65,706	640,675	8,997	46,089	34,849	89,935
1-3/32	94,799	10,148	5,543	10,706	121,196	346	3,060	2,159	5,565
1-1/8	13,314	580	804	2,146	16,844	26	366	85	477
1-5/32	980	179	137	303	1,599	-	43	21	64
1-3/16	57	212	193	103	565	-	-	-	-
1-7/32	-	49	113	-	162	-	-	-	-
1-1/4 and longer . . .	19	292	204	-	515	-	-	-	-
All lengths	842,587	373,531	196,072	151,844	1,564,034	87,971	151,520	145,595	385,086
Average staple length (32nd inches)	33.7	33.0	32.8	33.5	33.4	32.9	33.1	33.1	33.0

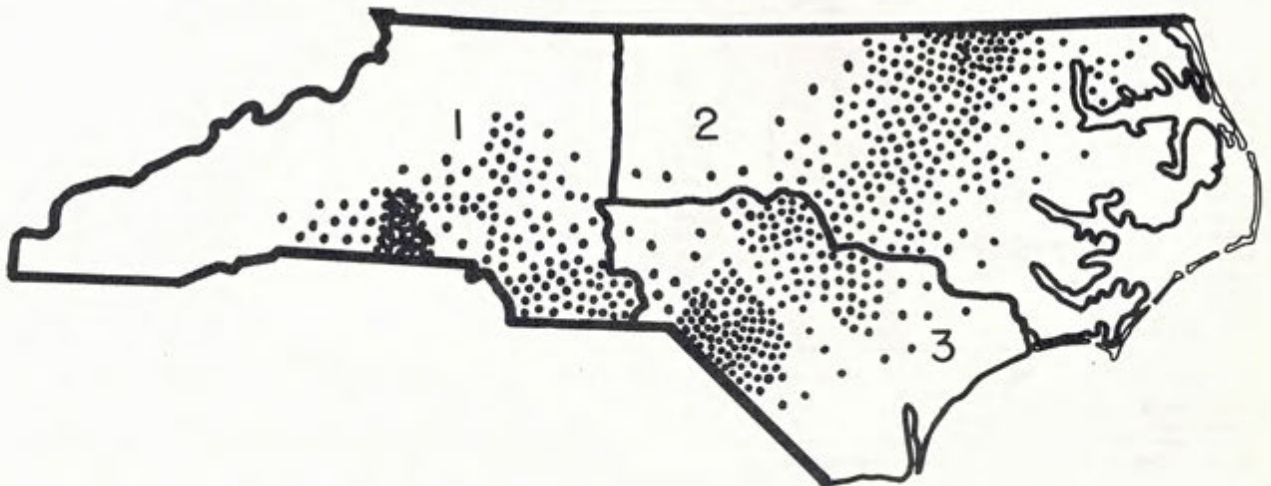
1/ As reported by the Bureau of the Census, running bales.

COTTON PRODUCTION BY DISTRICTS, 1952-53



MISSISSIPPI

NORTH CAROLINA



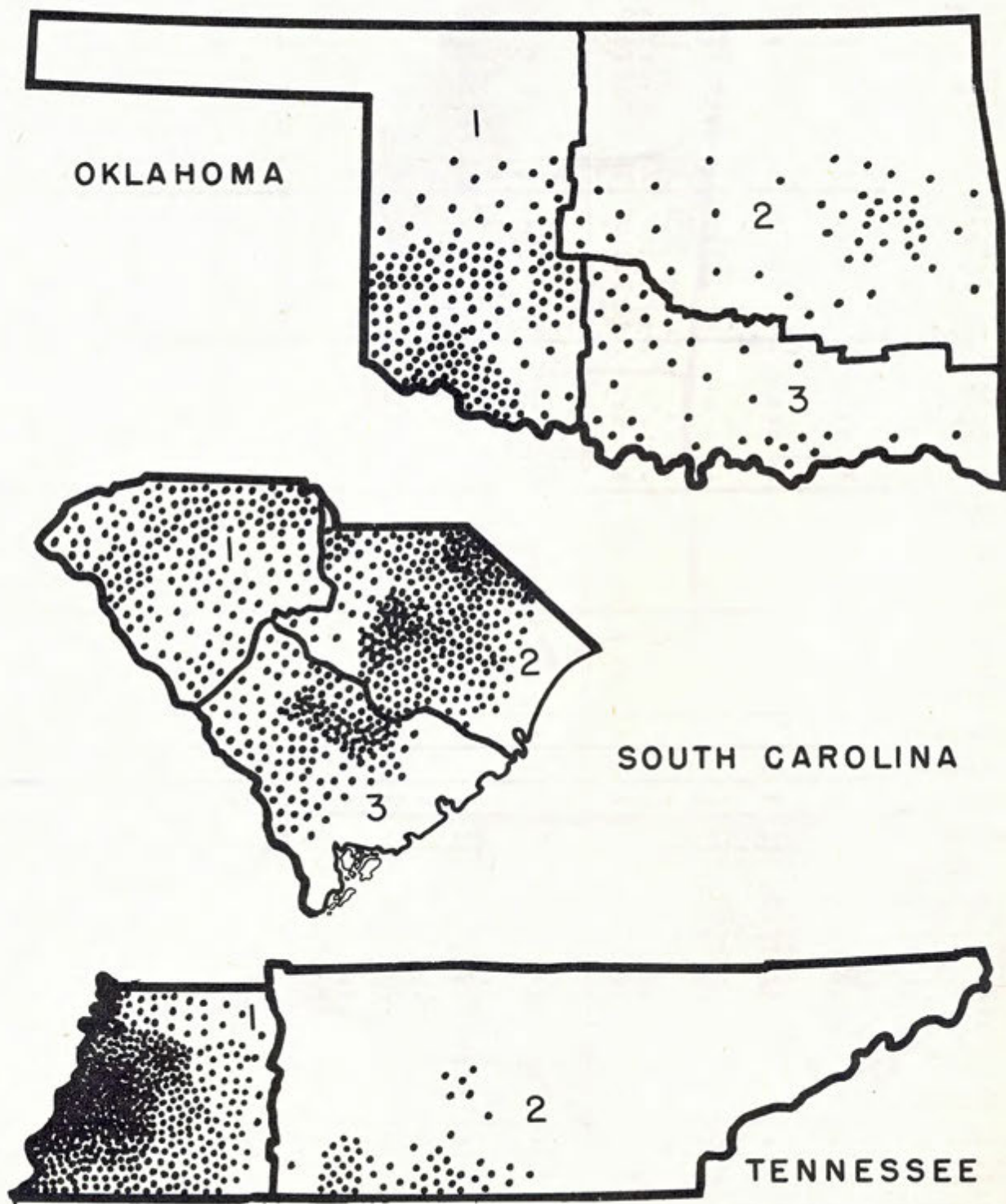
Each dot represents 1,000 bales

Table 41. -- Grade and staple length of upland cotton ginned, by States and districts, 1954-55

Grade and staple length	OKLAHOMA				SOUTH CAROLINA				TENNESSEE		
	Ginned in District			Ginned in the State	Ginned in District			Ginned in the State	Ginned in District		Ginned in the State
	1	2	3		1	2	3		1	2	
Grade	Bales	Bales	Bales	Bales	Bales	Bales	Bales	Bales	Bales	Bales	Bales
White:											
3-0.M.	248	99	14	321	-	143	132	275	262	170	432
4-S.M.	16,812	2,944	5,091	24,847	5,184	10,346	18,697	34,227	38,308	7,772	46,080
5-M.	69,425	12,056	9,798	91,279	75,289	96,383	64,759	236,431	202,767	18,920	221,687
6-S.L.M.	44,491	6,401	4,865	55,757	31,010	119,805	37,709	188,524	181,420	11,787	193,207
7-L.M.	5,439	4,492	3,325	13,256	651	35,853	4,231	40,735	32,071	675	32,746
8-S.O.O.	406	798	183	1,387	9	5,069	139	5,217	14,235	441	14,676
9-O.O.	47	297	11	355	-	615	103	718	823	99	922
Total.	136,868	27,047	23,287	187,202	112,143	268,214	125,770	506,127	469,886	39,864	509,750
Spotted:											
3-0.M.	212	21	-	233	1,069	14	23	1,106	-	-	-
4-S.M.	36,115	912	4,045	41,072	5,723	98	31	5,852	2,559	291	2,850
5-M.	35,295	2,434	8,530	46,259	1,870	625	320	2,815	7,725	2,200	9,925
6-S.L.M.	6,309	2,785	2,266	11,360	101	703	170	974	5,283	480	5,763
7-L.M.	576	276	76	928	-	262	295	557	4,434	67	4,501
Total.	78,507	6,428	14,917	99,852	8,763	1,702	839	11,304	20,001	3,038	23,039
Tinged:											
3-0.M.	-	-	-	-	-	-	-	-	-	-	-
4-S.M.	362	9	-	371	-	-	-	-	-	-	-
5-M.	662	53	22	737	-	20	29	49	20	-	20
6-S.L.M.	195	18	-	213	-	-	14	14	646	-	646
7-L.M.	48	13	-	61	-	-	-	-	130	40	170
Total.	1,267	93	22	1,382	-	20	43	63	796	40	836
Yellow Stained:											
3-0.M.	-	-	-	-	-	-	-	-	-	-	-
4-S.M.	-	-	-	-	-	-	-	-	-	-	-
5-M.	16	-	-	16	-	-	43	43	-	-	-
Total.	16	-	-	16	-	-	43	43	-	-	-
Gray:											
3-0.M.	-	-	-	-	-	-	-	-	24	-	24
4-S.M.	10	-	-	10	-	789	62	851	171	-	171
5-M.	20	-	-	20	44	1,335	522	1,901	159	-	159
6-S.L.M.	-	-	-	-	-	336	-	336	-	-	-
Total.	30	-	-	30	44	2,460	584	3,068	354	-	354
Below Grade . . .	87	271	-	358	-	-	-	-	22	-	22
All grades	216,775	33,839	38,226	1/288,840	120,950	272,396	127,279	1/520,625	491,059	42,942	1/534,001
Grade index . . .	96.7	93.9	95.6	96.2	98.4	94.8	98.1	96.4	95.8	97.9	96.0
Staple length (inches)											
13/16 and shorter.	27,782	535	8,247	36,564	-	-	-	-	356	159	515
7/8	69,103	6,830	12,411	88,344	19	18	-	37	2,842	1,412	4,254
29/32	48,829	7,640	6,138	62,607	57	10	34	101	4,090	2,342	6,432
15/16	47,353	10,353	5,974	63,680	1,823	505	1,033	3,361	23,127	6,957	30,084
31/32	13,038	5,489	2,046	20,573	9,763	4,478	4,897	19,138	29,528	4,413	33,941
1	7,041	2,368	1,400	10,809	58,970	64,728	42,673	166,371	126,761	11,438	138,199
1-1/32	2,676	527	791	3,994	45,851	156,974	64,639	267,464	171,877	11,125	183,002
1-1/16	875	97	892	1,864	4,420	43,603	13,814	61,837	115,840	4,646	120,486
1-3/32	59	-	244	303	47	874	189	1,110	14,523	322	14,845
1-1/8	19	-	83	102	-	184	-	184	1,914	109	2,023
1-5/32	-	-	-	-	-	518	-	518	138	19	157
1-3/16	-	-	-	-	-	381	-	381	18	-	18
1-7/32	-	-	-	-	-	123	-	123	9	-	9
1-1/4 and longer	-	-	-	-	-	-	-	-	36	-	36
All lengths	216,775	33,839	38,226	1/288,840	120,950	272,396	127,279	1/520,625	491,059	42,942	1/534,001
Average staple length (32nd inches)	28.8	29.7	28.7	28.9	32.3	32.9	32.7	32.7	32.7	31.8	32.6

1/ As reported by the Bureau of the Census, running bales.

COTTON PRODUCTION BY DISTRICTS, 1952-53



Each dot represents 1,000 bales

Table 42. -- Grade and staple length of upland cotton ginned in Texas, by districts, 1954-55

Grade and staple length	Ginned in District										Ginned in the State
	1	2	3	4	5	6	7	8	9	10	
Grade	Bales	Bales	Bales	Bales	Bales	Bales	Bales	Bales	Bales	Bales	Bales
White:											
3-G.M.	562	813	-	2,986	1,657	5,390	-	4,886	824	477	17,595
4-S.M.	46,596	31,247	1,104	52,948	17,844	96,823	515	50,854	18,142	64,382	380,455
5-M.	359,089	155,314	4,396	212,178	63,236	99,885	11,165	169,635	66,871	266,013	1,409,782
6-S.L.M.	615,964	94,560	2,504	79,891	34,004	24,724	4,490	95,685	66,131	102,048	1,120,001
7-L.M.	132,863	10,256	614	11,349	12,536	4,432	521	23,337	23,582	19,928	239,418
8-S.G.O.	8,375	1,059	13	535	1,075	2,313	4	1,643	4,057	5,802	24,876
9-G.O.	1,361	155	-	-	57	1,001	4	180	365	616	3,739
Total.	1,164,810	293,404	8,631	359,887	130,409	234,568	16,699	346,220	179,972	461,266	3,195,866
Spotted:											
3-G.M.	657	452	25	691	22	453	44	10	-	13	2,367
4-S.M.	72,572	51,680	1,635	22,479	3,040	5,611	1,641	1,026	36	670	160,390
5-M.	197,774	34,156	4,054	37,326	7,901	4,286	1,365	1,163	133	1,079	289,237
6-S.L.M.	117,295	7,933	1,406	18,393	3,093	6,188	312	365	314	617	155,916
7-L.M.	17,552	1,842	59	807	618	4,972	16	203	306	315	28,690
Total.	405,850	96,063	7,179	79,696	14,674	21,510	3,378	2,767	789	2,694	634,600
Tinged:											
3-G.M.	-	-	-	-	-	-	-	-	-	-	-
4-S.M.	796	61	-	-	28	-	-	160	10	-	1,055
5-M.	5,053	409	6	-	9	162	5	9	-	-	5,653
6-S.L.M.	2,699	188	-	-	-	222	5	-	-	-	3,114
7-L.M.	294	38	-	12	-	45	-	-	-	-	389
Total.	8,842	696	6	12	37	429	10	169	10	-	10,211
Yellow Stained:											
3-G.M.	-	-	-	-	-	-	-	-	-	-	-
4-S.M.	19	-	-	-	-	-	-	-	-	-	19
5-M.	177	8	-	-	-	-	-	-	-	-	185
Total.	196	8	-	-	-	-	-	-	-	-	204
Gray:											
3-G.M.	-	-	-	-	-	10	-	31	-	34	75
4-S.M.	77	151	-	49	-	20	-	254	26	1,088	1,665
5-M.	135	175	-	71	25	-	12	103	482	1,933	2,936
6-S.L.M.	70	68	-	40	-	-	-	178	245	493	1,094
Total.	282	394	-	160	25	30	12	566	753	3,548	5,770
Below Grade.	1,168	77	-	12	19	638	-	36	208	107	2,265
All grades.	1,581,148	390,642	15,816	439,767	145,164	257,175	20,099	349,758	181,732	467,615	1/3,848,916
Grade index.	93.8	97.1	95.2	97.6	96.8	99.3	97.5	97.8	95.5	98.1	96.0
Staple length (inches)											
13/16 and shorter. .	98,968	63,709	2,887	29,020	7,599	360	1,692	6,421	47	983	211,686
7/8	381,166	163,653	7,113	140,326	27,589	3,597	8,891	29,897	5,545	3,059	770,836
29/32.	401,581	88,458	3,434	142,118	28,549	71	5,744	43,388	12,255	5,988	731,586
15/16.	368,995	50,410	1,726	100,057	26,531	9,076	1,977	77,664	35,902	26,733	699,071
31/32.	176,862	14,192	376	21,985	17,101	580	920	83,474	42,223	46,859	404,572
1	96,043	7,433	157	5,039	18,535	7,339	460	67,132	44,122	112,699	358,959
1-1/32.	36,520	2,080	71	1,045	14,117	6,211	261	27,156	28,150	202,830	318,441
1-1/16.	12,775	585	52	167	4,667	16,877	120	12,319	12,343	57,849	117,754
1-3/32.	3,497	55	-	10	444	22,989	34	1,837	1,032	7,105	37,003
1-1/8.	2,688	46	-	-	32	64,929	-	457	100	1,952	70,204
1-5/32.	1,623	11	-	-	-	95,330	-	13	-	788	97,765
1-3/16.	366	10	-	-	-	21,363	-	-	-	729	22,468
1-7/32.	28	-	-	-	-	5,351	-	-	-	41	5,420
1-1/4 and longer. .	36	-	-	-	-	3,102	-	-	13	-	3,151
All lengths.	1,581,148	390,642	15,816	439,767	145,164	257,175	20,099	349,758	181,732	467,615	1/3,848,916
Average staple length (32nd inches)	29.4	28.4	28.2	28.9	30.0	35.9	28.7	30.7	31.4	32.5	30.3

1/ As reported by the Bureau of the Census, running bales.

COTTON PRODUCTION BY DISTRICTS, 1952-53

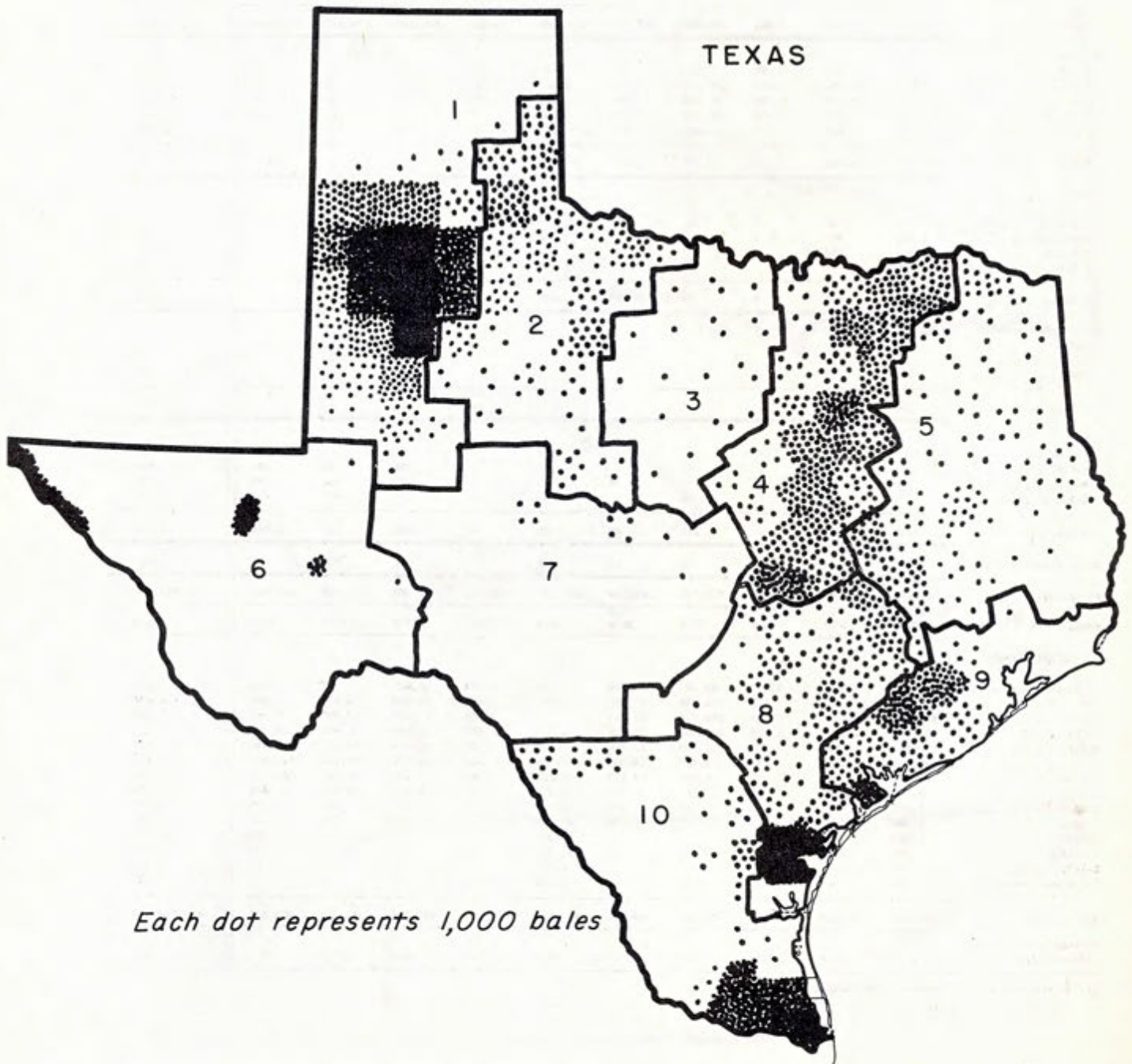


Table 43. -- Grade and staple length of upland cotton in the carry-over, United States, August 1, 1954. 1/

Grade	13/16 inch and shorter		7/8 inch		29/32 inch		15/16 inch		31/32 inch		1 inch		1-1/32 inches		1-1/16 inches		1-3/32 inches		1-1/8 inches		1-5/32 inches		1-3/16 inches		1-7/32 inches		1-1/4 inches and longer		All lengths			
	Bales	Percent	Bales	Percent	Bales	Percent	Bales	Percent	Bales	Percent	Bales	Percent	Bales	Percent	Bales	Percent	Bales	Percent	Bales	Percent	Bales	Percent	Bales	Percent	Bales	Percent	Bales	Percent	Bales	Percent		
White:																																
3-0.N.	166	4.76	474	1,816	2,233	3,087	8,365	24,658	12,110	7,622	4,919	7,022	3,002	546	271	69,765	.7															
4-3.N.	4,777	16,422	21,316	81,496	40,081	82,912	215,929	486,328	228,012	76,339	84,959	10,427	3,545	4,236	1,326,979	13.9																
5-N.	24,745	74,819	116,276	210,391	153,330	328,865	886,045	1,174,931	384,431	95,222	38,457	8,916	1,458	4,038	3,501,894	36.7																
6-3.L.N.	38,332	95,494	129,829	200,426	129,792	337,210	616,271	510,655	150,029	29,768	8,114	1,079	262	669	2,248,721	23.5																
7-L.N.	19,441	139,403	214,178	223,352	103,900	171,864	193,400	100,817	19,827	3,243	366	167	29	228	1,189,845	12.5																
8-3.0.0.	4,725	30,266	30,968	37,469	20,336	48,967	37,984	19,431	1,622	353	8	7	34	228,170	2.4																	
9-0.0.0.	1,714	4,028	1,832	3,776	2,425	6,875	2,785	1,227	230	7	-	-	12	24,919	.3																	
Total.	94,100	360,908	514,873	728,696	451,717	979,810	1,960,779	2,308,247	796,260	209,851	139,526	30,198	5,840	9,488	8,590,293	90.0																
Spotted:																																
3-0.N.	332	1,231	1,245	1,762	800	498	427	387	115	52	19	5	10	-	-	6,883	.1															
4-3.N.	18,721	34,319	25,790	28,031	11,043	11,094	13,533	11,618	2,987	1,528	846	99	6	58	159,633	1.7																
5-N.	29,666	96,356	59,368	35,729	12,827	19,246	20,462	12,808	3,177	959	80	57	18	17	290,970	3.0																
6-3.L.N.	22,564	102,638	70,012	90,013	13,856	19,249	15,103	8,469	810	132	20	38	25	23	302,956	3.2																
7-L.N.	7,705	15,829	8,779	11,232	7,039	11,229	9,502	3,315	382	135	1	2	-	-	75,162	.8																
Total.	78,988	250,373	165,394	126,769	45,565	61,316	59,027	36,397	7,481	2,806	966	161	59	102	835,604	8.8																
Tinged:																																
3-0.N.	114	129	29	26	2	11	-	-	5	2	-	-	-	-	-	318	.*															
4-3.N.	1,539	3,400	1,280	624	273	588	529	177	84	24	-	-	-	-	-	8,790	.1															
5-N.	3,629	7,821	2,914	3,022	1,189	1,800	1,341	952	2	24	-	-	-	-	-	22,320	.2															
6-3.L.N.	3,329	4,734	2,065	1,544	1,493	2,577	1,391	453	12	12	-	-	-	-	-	17,559	.2															
7-L.N.	1,365	2,616	1,444	2,033	1,925	1,980	985	226	5	1	-	-	-	-	-	12,980	.1															
Total.	9,976	18,700	7,732	7,549	4,882	6,946	4,206	1,413	64	37	24	7	-	-	1	61,567	.6															
Yellow Stained:																																
3-0.N.	7	33	-	10	-	21	-	-	-	-	-	-	-	-	-	71	.*															
4-3.N.	208	266	64	133	13	-	-	-	-	-	-	-	-	-	-	705	.*															
5-N.	1,417	1,305	396	344	149	76	14	-	-	-	-	-	-	10	-	3,711	.*															
Total.	1,632	1,604	460	507	162	97	14	-	-	-	-	-	-	10	1	4,487	.*															
Gray:																																
3-0.N.	-	4	8	68	69	316	546	224	9	7	5	2	-	-	-	1,298	.*															
4-3.N.	63	190	240	635	1,219	3,948	4,993	2,051	265	48	36	1	-	-	-	13,249	.1															
5-N.	178	558	438	1,440	1,682	6,231	8,060	3,417	238	46	6	2	-	-	3	22,339	.2															
6-3.L.N.	650	1,228	698	990	1,170	2,786	2,507	1,265	287	169	78	7	-	-	16	11,781	.1															
Total.	861	1,980	1,384	3,093	4,140	12,901	16,066	6,957	819	270	125	12	-	-	19	48,627	.4															
Below grade.	1,111	1,551	1,265	1,123	1,810	2,082	441	37	-	-	-	-	-	-	-	9,418	.1															
All grades.	180,668	635,116	691,108	867,735	508,276	1,063,132	2,040,333	2,393,251	804,054	212,964	140,641	30,378	5,909	9,011	2/9,549,996	100.0																
All grades.	Percent	Percent	Percent	Percent	Percent	Percent	Percent	Percent	Percent	Percent	Percent	Percent	Percent	Percent	Percent	Percent	Percent	Percent	Percent	Percent	Percent	Percent	Percent	Percent	Percent	Percent	Percent	Percent	Percent	Percent	Percent	
	2.0	6.7	7.2	9.1	5.3	11.1	21.4	24.6	0.4	2.2	1.5	.3	.1	.1	100.0																	

1/ Revised.
 2/ Running bales, as reported by the Bureau of the Census.
 * Less than 0.05 percent.

Grade index 96.4
 Average staple length 32.3

Table 44. -- Grade and staple length of upland cotton in the carry-over, United States, August 1, 1950 1/

Grade	13/16 inch and shorter		7/8 inch		29/32 inch		15/16 inch		31/32 inch		1 inch		1-1/32 inches		1-1/16 inches		1-3/32 inches		1-1/8 inches		1-5/32 inches		1-7/32 inches		1-1/4 inches and longer		All lengths			
	Bales	Percent	Bales	Percent	Bales	Percent	Bales	Percent	Bales	Percent	Bales	Percent	Bales	Percent	Bales	Percent	Bales	Percent	Bales	Percent	Bales	Percent	Bales	Percent	Bales	Percent	Bales	Percent		
White:																														
3-0-M.	174	1.071	1,200	2,433	2,425	2,547	7,667	16,913	11,415	6,008	10,062	3,142	401	103	65,621	0.6														
4-3-M.	9,448	32,800	39,817	63,329	43,298	82,110	211,146	396,092	226,754	99,087	123,052	23,999	3,652	4,398	1,390,942	12.4														
5-M.	43,727	174,294	234,907	334,012	209,835	389,290	897,888	1,159,891	409,339	126,826	80,848	16,302	3,418	4,870	4,074,407	37.3														
6-S-L-M.	55,587	200,801	256,787	337,768	201,475	414,237	798,131	819,237	178,042	46,882	10,395	2,918	644	1,035	3,089,959	28.3														
7-L-M.	17,298	116,470	165,246	176,648	94,081	166,019	201,237	107,034	19,805	4,461	1,488	304	92	71	1,070,954	9.8														
8-S-0-0.	2,452	21,999	23,514	29,447	14,867	37,475	35,818	15,070	1,769	315	58	51	4	6	102,845	1.7														
9-0-0-0.	2,131	4,436	1,978	3,903	1,838	3,747	4,044	1,525	38	26	5	3	2	1	29,109	.2														
Total.	130,797	551,871	723,449	947,620	566,779	1,096,807	2,105,951	2,316,362	847,222	283,605	231,908	46,319	8,213	10,544	9,907,447	90.3														
Spotted:																														
3-0-M.	367	1,518	1,453	2,009	1,340	1,111	646	645	329	154	101	5	-	-	9,678	.1														
4-3-M.	22,359	55,364	46,342	43,083	17,869	17,971	16,937	14,981	869	5,279	2,121	944	173	29	245,060	2.3														
5-M.	31,183	112,281	69,066	43,416	17,041	23,085	19,112	13,296	4,306	1,477	192	61	27	9	336,232	3.1														
6-S-L-M.	18,205	81,906	65,102	45,629	13,896	18,024	13,344	9,341	1,495	366	76	41	26	11	267,462	2.4														
7-L-M.	6,620	10,700	4,723	8,786	3,935	8,592	7,286	3,757	568	130	3	3	-	1	95,104	.5														
Total.	78,734	261,769	187,786	142,623	54,081	69,583	59,325	42,020	11,977	4,246	1,316	263	82	29	914,156	8.4														
Tinged:																														
3-0-M.	107	108	19	6	2	1	-	5	2	-	-	-	-	-	250	.*														
4-3-M.	782	2,653	1,325	932	159	234	160	81	1	-	-	-	-	-	6,327	.1														
5-M.	1,726	4,081	2,182	1,204	369	1,114	500	352	1	19	-	-	-	-	11,948	.1														
6-S-L-M.	1,470	3,347	1,281	1,763	608	1,276	775	293	21	27	-	-	-	-	10,861	.1														
7-L-M.	1,137	1,561	685	914	364	744	312	156	1	-	-	-	-	-	5,874	.1														
Total.	5,222	11,750	5,492	4,819	1,902	3,369	1,747	887	26	46	-	-	-	-	34,860	.4														
Yellow Stained:																														
3-0-M.	-	-	-	-	-	-	-	-	-	-	-	-	-	-	-	-														
4-3-M.	82	204	-	121	-	-	-	-	-	-	-	-	-	-	407	.*														
5-M.	822	643	165	203	21	244	28	-	-	-	-	-	-	-	2,126	.*														
Total.	904	847	165	324	21	244	28	-	-	-	-	-	-	-	2,533	.*														
Gray:																														
3-0-M.	-	7	9	71	80	340	1,134	714	20	8	5	-	-	2	2,390	.*														
4-3-M.	72	274	365	1,058	1,992	5,323	6,614	4,556	733	177	33	1	-	-	23,198	.2														
5-M.	332	527	617	1,779	2,447	10,266	16,151	10,262	2,842	171	9	2	-	3	45,408	.4														
6-S-L-M.	249	358	251	688	1,316	3,666	6,625	4,082	566	46	25	-	-	-	18,064	.2														
Total.	653	1,346	1,242	3,596	5,835	19,595	32,324	19,624	4,161	404	72	3	-	5	89,060	.8														
Below Grade	2,600	1,561	314	1,696	346	1,300	944	206	28	-	-	-	-	-	8,975	.1														
All grades	218,910	829,144	918,449	1,100,978	628,564	1,190,978	2,200,419	2,379,099	863,414	288,303	233,296	46,605	8,295	10,578	10,917,031	100.0														
All grades	2.0	7.6	8.4	10.1	5.8	10.9	20.2	21.8	7.9	2.6	2.1	.4	.1	.1	100.0															
1/ Preliminary.																														
2/ Running bales, as reported by the Bureau of the Census.																														
* Less than 0.05 percent.																														

Table 45. - Tenderability of upland cotton in the carry-over, United States, August 1, 1946-55

Year	Tenderable <u>1/</u>		Untenderable		Total <u>2/</u>	
	Bales	Percent	Bales	Percent	Bales	Percent
1946	4,904,262	68.4	2,261,203	31.6	7,165,465	100.0
1947	1,854,707	77.5	537,342	22.5	2,392,049	100.0
1948	2,421,756	81.1	566,201	18.9	2,987,957	100.0
1949	4,587,827	88.0	627,817	12.0	5,215,644	100.0
1950	5,933,043	88.0	812,208	12.0	6,745,251	100.0
1951	1,834,990	85.6	308,690	14.4	2,143,680	100.0
1952	1,653,556	61.0	1,055,279	39.0	2,708,835	100.0
1953	4,355,511	79.5	1,122,636	20.5	5,478,147	100.0
1954	8,297,731	88.1	1,118,520	11.9	9,416,251	100.0
1955	9,760,031	89.4	1,157,000	10.6	10,917,031	100.0

1/ Qualities tenderable in settlement of cotton futures as specified in contracts of the New York and New Orleans Cotton Exchanges.
2/ As reported by the Bureau of the Census, 1955 data preliminary.

Table 46. - Staple length of cotton of foreign growth in the carry-over, August 1, 1946-55

Growth and length (inches)	1946	1947	1948	1949	1950	1951	1952	1953	1954	1955
	Bales	Bales	Bales	Bales	Bales	Bales	Bales	Bales	Bales	Bales
Egyptian:										
1-3/32" and shorter	-	-	-	-	-	-	-	2	-	-
1-1/8" and 1-5/32"	240	-	160	-	-	-	-	8	92	139
1-3/16" and 1-7/32"	734	13	-	393	346	400	1,397	105	50	224
1-1/4" to 1-11/32"	10,741	3,084	-	5,495	11,080	2,650	-	4,986	704	1,259
1-3/8" to 1-15/32"	16,241	34,540	719	35,418	34,257	32,876	26,059	30,489	42,052	13,461
1-1/2" to 1-19/32"	11,979	16,848	12,055	912	11,779	20,189	5,591	14,499	9,979	14,470
1-5/8" to 1-23/32"	-	3	19,187	-	1,035	-	-	-	-	1,394
1-3/4" and longer	128	-	1,430	-	-	-	-	-	-	-
All lengths <u>1/</u>	40,669	54,488	33,571	42,178	58,497	56,115	33,057	58,089	52,877	30,947
Peruvian:										
1-3/32" and shorter	-	237	171	147	-	-	-	-	-	-
1-1/8" and 1-5/32"	420	927	-	16	-	-	-	4	-	-
1-3/16" and 1-7/32"	385	630	122	23	-	217	102	201	45	46
1-1/4" to 1-11/32"	5,583 <u>2/</u>	12,716 <u>2/</u>	7,128 <u>2/</u>	863 <u>2/</u>	3,161 <u>2/</u>	3,989 <u>2/</u>	68	469	-	-
1-3/8" to 1-15/32"	-	-	-	-	-	-	1,015	380	67	143
1-1/2" to 1-19/32"	-	-	-	-	-	-	582	733	485	3,456
1-5/8" to 1-23/32"	-	-	-	-	-	-	2,216	1,570	1,595	1,644
1-3/4" and longer	-	-	-	-	-	-	-	-	-	-
All lengths <u>1/</u>	6,388	14,510	7,421	1,049	3,161	4,206	3,983	3,357	2,192	5,289
Indian: <u>1/</u>										
13/16" and shorter	101,729	60,797	46,425	23,699	32,985	51,408	29,918	27,168	19,197	21,846
Other Foreign: <u>2/</u>										
13/16" and shorter	484	172	514	531	50	109	53	2,899	23	4
7/8" and 29/32"	154	49	29	-	-	-	-	-	-	2,843
15/16" and 31/32"	1,669	416	42	-	-	-	-	-	-	2,960
1" and 1-1/32"	2,246	970	98	-	1,924	-	-	-	-	1
1-1/16" and 1-3/32"	64	92	-	-	957	-	-	378	-	618
1-1/8" and 1-5/32"	-	-	-	10	-	-	1,748	-	-	-
1-3/16" and 1-7/32"	-	-	-	-	-	-	469	-	251	-
1-1/4" and longer	2,006	2,917	1,629	2,166	552	1,086	966	2,100	622	943
All lengths <u>1/</u>	6,633	4,616	2,312	2,707	3,483	1,195	3,236	6,079	896	7,369
All foreign <u>1/</u>	154,819	134,411	89,729	69,633	98,126	112,924	70,194	94,693	75,162	65,451

1/ As reported by the Bureau of the Census, 1955 data preliminary.

2/ Includes those lengths longer than 1-1/4" prior to 1951.

3/ Includes American Sea Island cotton in most recent years.

Table 47. - Grade and staple length of American-Egyptian cotton in the carry-over, United States, August 1, 1954 ^{1/}

Grade	1-3/8" and shorter	1-7/16" and 1-15/32"	1-1/2" and 1-17/32"	1-9/16" and longer	Total
	<u>Bales</u>	<u>Bales</u>	<u>Bales</u>	<u>Bales</u>	<u>Bales</u>
1	17	467	10,997	472	11,953
2	353	8,354	17,606	417	26,730
3	502	9,420	5,532	13	15,467
4	1,004	14,598	8,354	-	23,956
5	1,240	9,877	2,087	2	13,206
6	1,367	5,380	346	-	7,093
7	984	2,132	17	-	3,133
8	489	329	2	-	820
9	296	74	6	-	376
10	-	-	-	-	-
Total	6,252	50,631	44,947	904	^{2/} 102,734
Percent	6.1	49.2	43.8	0.9	100.0
	<u>Percent</u>	<u>Percent</u>	<u>Percent</u>	<u>Percent</u>	<u>Percent</u>
1	0.3	0.9	24.5	52.3	11.6
2	5.6	16.5	39.2	46.1	26.0
3	8.0	18.6	12.3	1.4	15.1
4	16.1	29.0	18.6	-	23.3
5	19.8	19.5	4.6	.2	12.9
6	22.0	10.6	.8	-	6.9
7	15.7	4.2	*	-	3.0
8	7.8	.6	*	-	.8
9	4.7	.1	*	-	.4
10	-	-	-	-	-
Total	100.0	100.0	100.0	100.0	100.0

^{1/} Revised.^{2/} As reported by the Bureau of the Census.

* Less than 0.05 percent.

Table 48. - Grade and staple length of American-Egyptian cotton in the carry-over, United States, August 1, 1955 ^{1/}

Grade	1-3/8" and shorter	1-7/16" and 1-15/32"	1-1/2" and 1-17/32"	1-9/16" and longer	Total
	<u>Bales</u>	<u>Bales</u>	<u>Bales</u>	<u>Bales</u>	<u>Bales</u>
1	58	1,503	14,752	497	16,810
2	851	13,831	24,696	452	39,830
3	1,988	17,212	7,756	39	26,995
4	1,907	18,548	8,648	8	29,111
5	1,462	10,731	2,109	2	14,304
6	1,566	5,528	354	-	7,448
7	1,000	2,028	22	-	3,050
8	289	259	1	-	549
9	151	8	1	-	160
10	-	-	-	-	-
Total	9,272	69,648	58,339	998	^{2/} 138,257
Percent	6.7	50.4	42.2	0.7	100.0
	<u>Percent</u>	<u>Percent</u>	<u>Percent</u>	<u>Percent</u>	<u>Percent</u>
1	0.6	2.2	25.3	49.8	12.2
2	9.2	19.9	42.3	45.3	28.8
3	21.4	24.7	13.3	3.9	19.5
4	20.6	26.6	14.8	.8	21.1
5	15.8	15.4	3.6	.2	10.3
6	16.9	7.9	.6	-	5.4
7	10.8	2.9	*	-	2.2
8	3.1	.4	*	-	.4
9	1.6	*	*	-	.1
10	-	-	-	-	-
Total	100.0	100.0	100.0	100.0	100.0

^{1/} Preliminary.^{2/} As reported by the Bureau of the Census.

* Less than 0.05 percent.

Table 49. Grade and staple length of upland cotton in the carry-over, by places of storage, United States, August 1, 1952-55

Grade and length	Consuming establishments				Public warehouses, compresses, and elsewhere ^{1/}				All places of storage			
	1952	1953	1954	1955	1952	1953	1954	1955	1952	1953	1954	1955
Grade	Bales	Bales	Bales	Bales	Bales	Bales	Bales	Bales	Bales	Bales	Bales	Bales
White:												
3-0.M.	7,820	17,402	28,436	21,640	5,738	33,140	41,329	43,981	13,558	50,542	69,765	65,621
4-S.M.	123,839	241,157	191,966	212,550	76,512	519,869	1,135,013	1,145,992	200,351	761,026	1,326,979	1,358,542
5-M.	299,658	557,089	339,057	418,646	295,471	1,349,121	3,162,837	3,655,761	595,129	1,906,210	3,501,894	4,074,407
6-S.L.M.	240,796	338,178	305,263	387,684	261,083	847,901	1,943,458	2,702,285	501,879	1,186,079	2,248,721	3,089,969
7-L.M.	109,126	97,925	142,526	127,166	238,870	291,247	1,047,319	943,788	347,996	389,172	1,189,845	1,070,954
8-S.G.O.	60,117	39,346	37,929	39,820	96,888	78,065	190,241	143,025	157,005	117,411	228,170	182,845
9-G.O.	7,906	4,926	5,012	5,837	20,766	21,281	19,907	19,272	28,672	26,207	24,919	25,109
Total	849,262	1,296,023	1,050,189	1,213,343	995,328	3,140,624	7,540,104	8,654,104	1,844,590	4,436,647	8,590,293	9,867,447
Spotted:												
3-0.M.	694	3,757	187	560	939	2,727	6,696	9,118	1,633	6,484	6,883	9,678
4-S.M.	9,706	17,611	13,661	20,707	35,889	145,152	145,972	224,953	45,595	162,763	159,633	245,660
5-M.	37,185	54,728	42,105	51,238	113,465	251,296	248,865	285,014	190,650	306,024	290,970	336,252
6-S.L.M.	38,056	26,084	35,592	32,551	251,049	239,705	267,364	234,911	289,105	265,789	302,956	267,462
7-L.M.	16,120	13,879	9,087	13,444	128,703	101,173	66,075	41,660	144,823	115,052	75,162	55,104
Total	101,761	116,059	100,632	118,500	530,045	740,053	734,972	795,656	631,806	856,112	835,604	914,156
Tinged:												
3-0.M.	59	21	-	-	200	578	318	250	259	599	318	250
4-S.M.	2,024	3,448	1,035	523	4,163	9,841	7,755	5,804	6,187	13,289	8,790	6,327
5-M.	7,874	6,881	5,096	3,137	29,412	29,727	17,224	8,411	37,286	36,608	22,320	11,548
6-S.L.M.	8,660	8,102	2,153	4,387	48,111	42,074	15,406	6,474	56,771	50,178	17,559	10,861
7-L.M.	5,643	5,031	1,915	2,390	55,852	32,212	10,665	3,484	61,495	37,243	12,580	5,874
Total	24,260	23,483	10,199	10,437	137,738	114,432	51,368	24,423	161,990	137,915	61,567	34,860
Yellow Stained:												
3-0.M.	-	21	-	-	27	30	71	-	27	51	71	-
4-S.M.	-	10	38	129	1,082	1,347	667	278	1,082	1,357	705	407
5-M.	528	715	514	461	6,576	3,208	3,197	1,665	7,104	3,923	3,711	2,126
Total	528	746	552	590	7,685	4,585	3,935	1,943	8,213	5,331	4,487	2,533
Gray:												
3-0.M.	-	-	-	-	72	469	1,258	2,390	72	469	1,258	2,390
4-S.M.	2,993	881	942	1,699	2,729	6,920	12,307	21,499	5,722	7,801	13,249	23,198
5-M.	7,409	849	3,633	8,097	9,470	10,592	18,706	37,311	16,879	11,441	22,339	45,408
6-S.L.M.	2,555	361	3,695	3,153	7,171	8,250	8,086	14,911	9,726	8,611	11,781	18,064
Total	12,957	2,091	8,270	12,949	19,442	26,231	40,357	76,111	32,399	28,322	48,627	89,060
Below Grade	1,785	1,230	1,872	1,750	28,044	12,590	7,546	7,225	29,829	13,820	9,418	8,975
All grades ^{2/}	990,553	1,439,632	1,171,714	1,357,569	1,718,282	4,038,515	8,378,282	9,559,462	2,708,835	5,478,147	9,549,996	10,917,031
Grade index	93.5	96.3	95.1	95.4	87.6	94.6	95.5	95.9	89.8	95.0	95.4	95.9
Staple length (inches)												
13/16 and shorter	2,081	2,682	3,185	3,753	70,062	204,547	183,483	215,157	72,083	207,229	186,668	218,910
7/8	36,732	51,466	39,002	53,891	223,231	463,001	596,114	775,253	259,963	514,467	635,116	829,144
29/32	18,595	26,591	29,748	35,402	174,305	326,362	661,360	883,046	192,900	352,953	691,108	918,448
15/16	49,573	62,431	56,580	48,044	194,586	350,916	811,155	1,052,934	244,159	413,347	867,735	1,100,978
31/32	30,172	48,644	41,314	59,062	109,642	218,822	466,962	569,902	139,814	267,466	508,276	628,564
1	152,743	181,122	180,137	187,698	226,731	485,007	883,015	1,003,280	379,474	666,129	1,063,152	1,190,978
1-1/32	262,881	293,222	246,182	317,097	312,937	770,720	1,794,351	1,883,322	575,818	1,063,942	2,040,533	2,200,419
1-1/16	247,933	503,967	353,785	370,185	300,804	877,618	1,999,466	2,008,914	548,737	1,381,585	2,353,251	2,379,099
1-3/32	83,898	165,413	121,105	181,997	57,917	295,048	683,549	681,417	141,815	420,461	804,654	863,414
1-1/8	54,498	59,497	62,681	67,177	17,753	41,338	150,283	221,126	72,251	100,835	212,964	288,303
1-5/32	21,321	23,508	21,351	21,036	8,543	25,750	119,290	212,260	29,864	49,258	140,641	233,296
1-3/16	10,036	9,727	9,102	6,316	8,714	11,196	21,276	40,289	18,790	20,923	30,378	46,605
1-7/32	5,811	5,566	2,591	1,953	5,561	3,208	3,318	6,342	11,372	8,774	5,909	8,295
1-1/4 and longer	14,279	5,796	4,951	3,958	7,556	4,982	4,660	6,620	21,835	10,778	9,611	10,578
All lengths ^{2/}	990,553	1,439,632	1,171,714	1,357,569	1,718,282	4,038,515	8,378,282	9,559,462	2,708,835	5,478,147	9,549,996	10,917,031
Ave. staple length	33.2	33.3	33.2	33.2	31.4	31.7	32.2	32.1	32.1	32.1	32.3	32.2

^{1/} The "elsewhere" cotton, as reported by the Bureau of the Census, amounted to 220,000 for 1952, 259,000 for 1953, 255,000 for 1954, and 220,000 for 1955.

^{2/} As reported by the Bureau of the Census, 1955 data preliminary.

Table 50. Carry-over, crop, supply and disappearance of upland cotton, by grade groupings, United States, 1936-55

Year beginning August 1	White ^{1/}					Spotted				Other colored ^{2/}	All grades ^{3/}
	Good Middling	Strict Middling	Middling	Strict Low Middling	Low Middling	Strict Good Ordinary and Good Ordinary	Strict Middling and higher	Middling	Strict Low Middling		
	1,000 bales	1,000 bales	1,000 bales	1,000 bales	1,000 bales	1,000 bales	1,000 bales	1,000 bales	1,000 bales	1,000 bales	1,000 bales
CARRY-OVER											
1936	83	1,043	1,960	863	251	81	396	267	133	233	5,330
1937	99	675	1,393	864	333	100	267	275	138	238	4,382
1938	133	1,296	3,439	2,695	1,165	435	714	889	282	396	11,436
1939	195	2,005	4,697	3,073	1,052	131	609	814	148	219	12,943
1940	179	1,428	3,524	2,858	734	69	702	651	118	190	10,453
1941	198	1,001	4,177	3,225	731	163	806	677	147	286	12,011
1942	77	966	2,761	2,852	1,174	428	622	775	371	449	10,475
1943	70	710	2,689	2,861	1,524	627	494	793	387	375	10,530
1944	90	1,043	2,770	2,970	1,397	564	489	702	276	258	10,559
1945	64	784	2,696	2,954	1,469	1,005	574	774	269	417	11,006
1946	36	594	1,943	1,720	760	934	261	356	187	374	7,165
1947	52	419	646	489	242	313	27	48	56	100	2,392
1948	57	530	1,005	520	295	214	49	75	87	156	2,988
1949	40	666	1,999	1,420	437	120	115	150	108	161	5,216
1950	44	718	2,376	2,108	562	68	266	383	80	140	6,745
1951	25	319	809	538	116	50	48	78	46	115	2,144
1952	14	200	595	502	348	186	47	151	289	377	2,709
1953	51	761	1,906	1,186	389	144	169	306	266	300	5,478
1954	70	1,327	3,501	2,249	1,190	253	167	291	303	199	9,550
1955	66	1,359	4,073	3,090	1,071	208	256	336	267	191	10,917
CROP											
1936	522	2,571	3,479	1,934	764	250	1,378	779	200	247	12,124
1937	556	2,655	4,874	3,704	1,456	636	1,666	1,664	510	516	18,237
1938	315	2,344	3,779	2,161	346	57	1,432	975	102	87	11,598
1939	188	1,925	3,830	2,940	559	121	776	874	144	95	11,452
1940	69	1,468	5,290	3,459	589	377	335	214	140	320	12,261
1941	29	773	3,446	3,133	1,086	519	449	404	286	309	10,434
1942	40	855	4,302	3,916	1,243	475	605	538	196	193	12,363
1943	163	1,475	3,584	3,745	1,009	238	413	294	64	84	11,069
1944	11	486	3,702	4,333	1,484	646	270	380	130	389	11,831
1945	10	364	2,328	2,924	1,196	813	273	399	161	341	8,809
1946	34	655	2,652	2,866	781	440	381	451	122	133	8,515
1947	365	2,452	4,080	1,780	820	365	698	378	263	355	11,556
1948	111	1,762	5,579	3,578	1,031	445	692	493	306	580	14,577
1949	50	924	4,311	5,218	1,763	331	864	1,333	475	636	15,905
1950	26	713	3,005	2,933	660	161	698	824	262	564	9,846
1951	41	1,040	4,840	4,141	1,443	371	651	951	769	779	15,026
1952	92	1,591	5,600	3,876	1,171	261	511	1,013	420	323	14,658
1953	63	2,099	5,716	4,175	2,154	604	281	338	436	387	16,253
1954	43	1,531	4,889	4,276	1,173	314	296	458	255	342	13,577
SUPPLY ^{4/}											
1936	605	3,614	5,439	2,797	1,015	331	1,774	1,066	333	480	17,454
1937	655	3,330	6,267	4,568	1,789	736	1,933	1,939	648	754	22,619
1938	448	3,642	7,218	4,846	1,511	492	2,146	1,864	384	483	23,034
1939	383	3,930	8,527	6,013	1,611	252	1,385	1,688	292	314	24,395
1940	248	2,896	8,814	6,317	1,323	446	1,037	855	258	510	22,714
1941	227	2,374	7,623	6,358	1,817	682	1,255	1,081	433	595	22,445
1942	117	1,821	7,063	6,768	2,417	903	1,227	1,313	567	642	22,838
1943	233	2,185	6,273	6,606	2,533	865	907	1,087	451	459	21,599
1944	101	1,529	6,472	7,303	2,881	1,210	759	1,082	406	647	22,390
1945	74	1,148	5,024	5,878	2,665	1,818	847	1,173	430	798	19,815
1946	70	1,249	4,595	4,586	1,541	1,374	642	807	309	507	15,680
1947	417	2,871	4,726	2,269	1,062	678	725	426	319	455	13,948
1948	168	2,292	6,584	4,098	1,326	659	741	568	393	736	17,565
1949	90	1,590	6,310	6,638	2,200	451	979	1,483	583	797	21,121
1950	70	1,431	5,381	5,041	1,222	229	964	1,207	342	704	16,591
1951	66	1,359	5,649	4,679	1,599	421	699	1,029	815	894	17,170
1952	106	1,791	6,195	4,378	1,519	447	558	1,164	709	700	17,567
1953	114	2,860	7,622	5,361	2,543	748	450	644	702	687	21,731
1954	113	2,858	8,390	6,525	2,363	567	463	749	558	541	23,127
DISAPPEARANCE ^{5/}											
1936	506	2,939	4,046	1,933	682	231	1,507	791	195	242	13,072
1937	522	2,032	2,828	1,883	624	301	1,219	1,050	366	358	11,183
1938	253	1,637	2,521	1,773	459	361	1,537	1,050	236	264	10,091
1939	204	2,502	5,003	3,155	877	183	683	1,037	174	124	13,942
1940	50	1,295	4,637	3,092	592	283	231	188	111	224	10,703
1941	150	1,408	4,862	3,506	643	254	633	306	62	146	11,970
1942	47	1,111	4,374	3,907	893	276	733	520	180	267	12,308
1943	143	1,142	3,303	3,636	1,136	301	418	385	175	201	11,040
1944	37	745	3,776	4,349	1,412	205	185	308	137	230	11,394
1945	38	554	3,081	4,158	1,905	884	586	817	243	384	12,630
1946	18	830	3,949	4,097	1,299	1,061	615	759	253	407	13,288
1947	360	2,341	3,721	1,749	767	464	676	351	232	299	10,960
1948	128	1,626	4,585	2,678	889	539	626	418	286	575	12,349
1949	46	872	3,934	4,530	1,638	383	713	1,100	503	657	14,376
1950	45	1,112	4,572	4,503	1,106	179	916	1,129	296	589	14,447
1951	52	1,159	5,055	4,177	1,211	235	651	878	526	517	14,461
1952	55	1,030	4,289	3,192	1,130	303	389	858	443	400	12,069
1953	44	1,533	4,121	3,112	1,353	495	283	353	398	489	12,181
1954	47	1,499	4,317	3,435	1,292	359	207	413	291	350	12,210

^{1/} Official standards for Extra White cotton abolished effective August 15, 1933. White and Extra White combined in 1952 and earlier years and Good Middling includes higher grades.

^{2/} Other Colored includes Low Middling Spotted; all grades of Tinged, Light Yellow Stained, Yellow Stained, Gray and Blue Stained prior to 1936; Low Middling Spotted, and all grades of Tinged, Yellow Stained, and Gray from 1936 to date. Below Grade is included with Other Colored.

^{3/} As reported by the Bureau of the Census, 1955 carry-over and 1954 disappearance preliminary.

^{4/} Carry-over at the beginning of the season plus crop.

^{5/} Supply minus carry-over at the end of the season.

Table 51. Carry-over, crop, supply and disappearance of upland cotton, by staple groupings, United States, 1936-55

Season beginning August 1	13/16 ^a and shorter	7/8 ^a and 29/32 ^a	15/16 ^a and 31/32 ^a	1 ^a and 1-1/32 ^a	1-1/16 ^a and 1-5/32 ^a	1-1/8 ^a and 1-9/32 ^a	1-3/16 ^a and 1-7/32 ^a	1-1/4 ^a and longer	All lengths 1/
	1,000 bales	1,000 bales	1,000 bales	1,000 bales	1,000 bales	1,000 bales	1,000 bales	1,000 bales	1,000 bales
CARRY-OVER									
1936	561	2,289	1,259	715	225	191	67	23	5,330
1937	606	1,600	859	644	296	265	90	22	4,382
1938	1,326	3,742	2,014	1,957	1,094	370	114	19	11,436
1939	1,240	3,481	3,069	2,745	1,631	671	76	22	12,943
1940	781	2,827	2,583	2,149	1,443	578	54	38	10,453
1941	705	2,853	3,254	2,780	1,668	596	84	49	12,011
1942	876	2,751	2,335	2,570	1,301	472	107	63	10,475
1943	1,075	2,711	2,040	2,246	1,723	521	136	78	10,530
1944	1,327	2,525	2,208	2,631	1,288	386	137	57	10,599
1945	1,156	2,693	2,010	2,764	1,633	385	104	51	11,006
1946	562	1,172	1,228	2,103	1,562	385	105	48	7,165
1947	25	164	343	1,022	544	213	52	29	2,392
1948	53	242	390	1,219	795	230	29	14	2,988
1949	23	122	356	2,139	2,293	295	18	10	5,216
1950	54	512	704	2,351	2,751	297	50	26	6,745
1951	14	105	191	668	849	247	48	22	2,144
1952	72	453	384	955	691	102	30	22	2,709
1953	207	867	681	1,730	1,802	190	30	11	5,478
1954	187	1,326	1,376	3,104	3,157	354	36	10	9,590
1955	219	1,747	1,729	3,392	3,243	521	55	11	10,917
CROP									
1936	1,152	3,143	2,617	2,749	1,555	732	156	20	12,124
1937	1,835	5,235	5,038	3,542	1,639	842	90	16	18,237
1938	510	2,006	3,124	2,964	2,024	764	155	51	11,598
1939	627	2,397	2,780	3,351	1,762	426	76	33	11,452
1940	334	1,591	2,999	4,185	2,506	534	67	45	12,261
1941	441	1,224	2,265	3,821	1,968	496	139	80	10,434
1942	531	1,668	2,586	4,331	2,518	521	110	98	12,363
1943	858	1,257	2,593	4,230	1,631	302	142	56	11,069
1944	550	1,330	2,188	4,884	2,539	254	65	21	11,831
1945	234	677	1,697	3,699	2,262	181	40	19	8,809
1946	168	620	1,108	3,494	2,879	201	30	15	8,515
1947	813	1,263	1,774	4,988	2,581	128	7	2	11,596
1948	569	1,230	1,663	5,724	5,095	279	12	5	14,577
1949	615	2,493	2,376	4,956	5,069	314	64	18	15,905
1950	176	1,074	1,092	3,002	4,212	206	67	17	9,846
1951	288	2,080	1,625	5,264	5,446	258	59	6	15,026
1952	499	1,889	1,714	5,292	5,135	293	34	2	14,858
1953	81	1,698	2,172	5,814	6,100	364	23	1	16,253
1954	263	1,756	1,918	5,299	3,891	414	32	4	13,577
SUPPLY 2/									
1936	1,713	5,432	3,876	3,464	1,780	923	223	43	17,454
1937	2,441	6,835	5,897	4,186	1,935	1,107	180	38	22,619
1938	1,836	5,748	5,938	4,921	3,118	1,134	269	70	23,034
1939	1,875	5,878	5,849	6,096	3,393	1,097	152	55	24,395
1940	1,115	4,418	5,582	6,304	3,949	1,112	121	83	22,714
1941	1,146	4,077	5,519	6,603	3,656	1,094	223	129	22,445
1942	1,407	4,419	4,921	6,901	3,819	993	217	161	22,838
1943	1,933	3,968	4,633	6,476	3,354	823	278	134	21,599
1944	1,877	3,855	4,396	7,515	3,827	640	202	78	22,390
1945	1,400	3,370	3,707	6,463	4,095	566	144	70	19,815
1946	730	1,792	2,336	5,597	4,441	586	135	63	15,680
1947	838	1,427	2,117	6,010	3,125	341	59	31	13,948
1948	622	1,472	2,061	6,943	5,890	517	41	19	17,565
1949	636	2,615	2,732	7,095	7,362	569	82	28	21,121
1950	230	1,586	1,796	5,353	6,963	503	117	43	16,591
1951	302	2,185	1,816	5,932	6,295	505	107	28	17,170
1952	571	2,342	2,098	6,247	5,826	395	64	24	17,567
1953	288	2,565	2,853	7,544	7,902	514	53	12	21,731
1954	450	3,082	3,294	8,403	7,048	768	68	14	23,127
DISAPPEARANCE 3/									
1936	1,107	3,832	3,017	2,820	1,484	658	133	21	13,072
1937	1,115	3,093	3,083	2,229	841	737	66	19	11,183
1938	588	2,267	2,869	2,176	1,487	463	193	48	10,091
1939	1,094	3,051	3,266	3,947	1,950	519	98	17	13,942
1940	410	1,565	2,328	3,554	2,261	514	37	34	10,703
1941	270	1,326	3,184	4,031	2,355	622	116	66	11,970
1942	332	1,708	2,881	4,655	2,096	472	81	83	12,308
1943	606	1,443	2,425	3,845	2,066	437	141	77	11,040
1944	711	1,162	2,386	4,791	1,994	295	98	27	11,384
1945	838	2,198	2,479	4,360	2,533	181	39	22	12,690
1946	705	1,628	1,993	4,575	3,897	373	83	34	13,288
1947	785	1,185	1,719	4,791	2,330	103	30	17	10,960
1948	599	1,350	1,705	4,804	3,597	262	23	9	12,349
1949	584	2,103	2,028	4,744	4,611	272	32	2	14,376
1950	216	1,481	1,605	4,685	6,114	256	69	21	14,447
1951	230	1,732	1,432	4,977	5,604	403	77	6	14,461
1952	364	1,475	1,417	4,517	4,024	245	34	13	12,089
1953	101	1,239	1,477	4,440	4,745	160	17	2	12,181
1954	231	1,335	1,565	5,011	3,805	247	13	3	12,210

1/ As reported by the Bureau of the Census, 1955 carry-over and 1954 disappearance preliminary.

2/ Carry-over at the beginning of the season plus crop.

3/ Supply minus carry-over at the end of the season.

Table 52. Grade and staple length of upland cotton in the supply, United States, 1954-55 1/

Grade	3/4 inch and shorter		7/8 inch		29/32 inch		15/16 inch		31/32 inch		1 inch		1-1/32 inches		1-1/16 inches		1-3/32 inches		1-1/8 inches		1-5/32 inches		1-3/16 inches		1-7/32 inches		1-1/4 inches and longer		All lengths									
	Bales	Percent	Bales	Percent	Bales	Percent	Bales	Percent	Bales	Percent	Bales	Percent	Bales	Percent	Bales	Percent	Bales	Percent	Bales	Percent	Bales	Percent	Bales	Percent	Bales	Percent	Bales	Percent	Bales	Percent								
White:																																						
3-0.M.	582	2.014	3,091	5.835	5,350	5.678	12,280	33.804	19,687	8,001	11,704	3,435	599	286	112,346	0.5																						
4-0.M.	17,899	65,093	78,582	132,383	111,284	236,087	514,170	893,003	452,938	164,647	154,240	26,239	5,908	5,256	2,898,115	12.4																						
5-M.	82,668	328,760	390,313	564,112	479,022	1,052,663	2,146,641	2,319,079	703,994	197,954	99,903	20,705	4,654	6,151	8,391,002	36.3																						
6-S.L.M.	77,121	325,613	392,321	525,650	403,329	957,753	1,732,905	1,465,963	515,309	85,882	25,586	4,231	1,070	1,585	6,325,017	28.2																						
7-L.M.	30,150	124,895	269,753	303,244	189,160	422,961	825,826	330,308	80,863	10,495	2,031	402	62	231	2,362,847	10.2																						
8-S.G.O.	6,424	26,669	35,778	56,214	36,212	133,195	35,424	3,513	659	51	11	1	1	35	467,958	2.0																						
9-G.O.	2,593	11,591	15,957	17,848	2,301	20																																
Total	2,356	227,059	963,637	1,172,397	1,599,029	1,245,538	2,844,662	5,062,465	5,080,282	1,776,222	467,848	293,588	55,025	12,296	13,576	20,815,980	90.0																					
Spotted:																																						
3-0.M.	491	1,761	1,664	2,442	1,740	2,066	1,837	1,096	383	155	87	5	10		13,737	.1																						
4-S.M.	41,796	104,985	76,702	71,765	31,323	44,652	43,270	25,473	5,288	2,215	1,099	202	64	66	448,997	1.9																						
5-M.	77,121	237,140	150,887	91,836	37,456	60,441	57,086	28,196	5,912	1,590	180	79	32	18	740,650	3.2																						
6-S.L.M.	57,768	181,175	105,124	78,000	26,701	50,059	37,714	18,801	1,910	440	71	25	25	25	558,395	2.4																						
7-L.M.	18,024	28,249	11,555	27,623	23,933	35,566	18,645	5,964	567	212	4	4			170,801	.7																						
Total	2,107	195,200	952,910	345,932	271,666	121,033	192,814	156,552	79,530	14,090	4,612	1,441	328	131	1,940,480	8.3																						
Tinged:																																						
3-0.M.	114	129	29	33	2	22	9																															
4-S.M.	2,002	3,998	1,998	1,079	391	673	561	177	84																													
5-M.	77,121	9,740	3,242	3,285	1,339	2,114	1,454	562	26																													
6-S.L.M.	5,464	5,785	2,171	2,313	1,916	3,272	1,840	478	5																													
7-L.M.	1,609	3,001	1,510	3,623	3,382	3,228	1,236	265	5																													
Total	641	16,683	22,653	8,350	10,333	7,030	9,309	5,110	1,407	96	41	24	7		81,767	.3																						
Yellow Stained:																																						
3-0.M.	7	33		10		21																																
4-S.M.	227	266	64	153	13																																	
5-M.	1,319	1,344	396	400	149	88	14																															
Total	60	1,753	1,043	563	162	109	14																															
Gray:																																						
3-0.M.		22	6	123	102	1,020	2,248	947	361	15	15	2			4,973	.2																						
4-S.M.	82	414	398	1,118	2,145	7,849	14,297	15,294	3,335	132	49	1			45,305	.2																						
5-M.	279	831	768	2,529	4,805	18,925	37,732	50,687	6,372	183	7	2			123,123	.5																						
6-S.L.M.	655	1,333	861	1,962	4,950	12,118	23,027	17,617	672	186	78	7			63,482	.3																						
Total	1,016	2,600	2,035	5,732	12,092	39,912	71,294	84,545	10,960	536	149	12			236,883	1.0																						
Below grade	132	3,200	8,060	1,666	11,572	9,475	10,764	1,890	297	46	1				47,104	.2																						
All grades	5,206	444,911	1,551,503	1,830,840	1,898,895	1,395,350	3,077,570	5,305,295	5,246,141	1,801,416	473,038	295,202	55,373	12,437	13,722	23,126,989	100.0																					
All grades	1.9		6.7	6.6	8.2	6.0	13.4	23.0	22.7	7.8	2.0	1.3	.2	.1	100.0																							

3/ 1954 carry-over plus 1954-55 crop.
 * Less than 0.05 percent.

Grade index 95.5
 Average staple length 32.3