

Quality
3. 1118

COTTON QUALITY STATISTICS UNITED STATES

1955-56



**UNITED STATES DEPARTMENT OF AGRICULTURE
AGRICULTURAL MARKETING SERVICE**

Washington, D. C.

UNITED STATES DEPARTMENT OF AGRICULTURE
 AGRICULTURAL MARKETING SERVICE

Cotton Division

COTTON QUALITY STATISTICS
 UNITED STATES
 1955-56

CONTENTS

Table No.		Page No.
	Introduction	1
	United States Cotton Production, 1955-56	2
	United States tables:	
1	Grade and staple of upland cotton ginned in the United States, 1955-56	3-4
2	Grade and staple of American-Egyptian cotton ginned, by States and United States, 1955-56.	5
3	Grade and staple of upland cotton ginned in the United States, during specified periods, 1955-56	6
4	Grade and staple of American-Egyptian cotton ginned in the United States, during specified periods, 1955-56.	7
5	Grade of upland cotton ginned in the United States, by States, crops of 1953-55.	8-9
6	Staple of upland cotton ginned in the United States, by States, crops of 1953-55	10-11
7	Grade index and average staple of upland cotton ginned in the United States, by States, crops of 1951-55	12
8	Preparation of upland cotton ginned in the United States, during specified periods, by States, 1955-56	13-14
9	Tenderability of upland cotton ginned, by States, 1955-56.	15
10	Tenderability of upland cotton ginned in the United States, 1943-55.	15
	State tables:	
11	Grade and staple of upland cotton ginned in Alabama, 1955-56	16
12	Grade and staple of upland cotton ginned in Arizona, 1955-56	17
13	Grade and staple of upland cotton ginned in Arkansas, 1955-56.	18
14	Grade and staple of upland cotton ginned in California, 1955-56.	19
15	Grade and staple of upland cotton ginned in Florida, 1955-56	20
16	Grade and staple of upland cotton ginned in Georgia, 1955-56	21
17	Grade and staple of upland cotton ginned in Illinois, 1955-56.	22
18	Grade and staple of upland cotton ginned in Kentucky, 1955-56.	23
19	Grade and staple of upland cotton ginned in Louisiana, 1955-56	24
20	Grade and staple of upland cotton ginned in Mississippi, 1955-56	25
21	Grade and staple of upland cotton ginned in Missouri, 1955-56.	26
22	Grade and staple of upland cotton ginned in New Mexico, 1955-56.	27
23	Grade and staple of upland cotton ginned in North Carolina, 1955-56.	28
24	Grade and staple of upland cotton ginned in Oklahoma, 1955-56.	29
25	Grade and staple of upland cotton ginned in South Carolina, 1955-56.	30
26	Grade and staple of upland cotton ginned in Tennessee, 1955-56	31
27	Grade and staple of upland cotton ginned in Texas, 1955-56	32
28	Grade and staple of upland cotton ginned in Virginia, 1955-56.	33
29	Grade and staple of upland cotton ginned, during specified periods, in Alabama and Arizona, 1955-56.	34
30	Grade and staple of upland cotton ginned, during specified periods, in Arkansas and California, 1955-56.	35
31	Grade and staple of upland cotton ginned, during specified periods, in Florida and Georgia, 1955-56.	36
32	Grade and staple of upland cotton ginned, during specified periods, in Illinois and Kentucky, 1955-56.	37
33	Grade and staple of upland cotton ginned, during specified periods, in Louisiana and Mississippi, 1955-56.	38
34	Grade and staple of upland cotton ginned, during specified periods, in Missouri and New Mexico, 1955-56.	39
35	Grade and staple of upland cotton ginned, during specified periods, in North Carolina and Oklahoma, 1955-56.	40
36	Grade and staple of upland cotton ginned, during specified periods, in South Carolina and Tennessee, 1955-56	41
37	Grade and staple of upland cotton ginned, during specified periods, in Texas and Virginia, 1955-56	42
38	Grade and staple of upland cotton ginned, by districts, in Alabama and Arkansas, 1955-56	43
39	Grade and staple of upland cotton ginned, by districts, in Georgia and Louisiana, 1955-56.	44
40	Grade and staple of upland cotton ginned, by districts, in Mississippi and North Carolina, 1955-56	47
41	Grade and staple of upland cotton ginned, by districts, in Oklahoma, South Carolina and Tennessee, 1955-56	49
42	Grade and staple of upland cotton ginned, by districts, in Texas, 1955-56.	51
	Carry-over tables:	
43	Grade and staple of upland cotton in the carry-over, United States, August 1, 1955	53
44	Grade and staple of upland cotton in the carry-over, United States, August 1, 1956	54
45	Tenderability of upland cotton in the carry-over, United States, August 1, 1946-56	55
46	Staple of cotton of foreign growth in the carry-over, August 1, 1946-56.	55
47	Grade and staple of American-Egyptian cotton in the carry-over, United States, August 1, 1955.	56
48	Grade and staple of American-Egyptian cotton in the carry-over, United States, August 1, 1956.	56
49	Grade and staple of upland cotton in the carry-over, by places of storage, United States, August 1, 1953-56.	57
	Supply and disappearance tables:	
50	Carry-over, crop, supply and disappearance of upland cotton, by grade groupings, United States, 1937-56.	58
51	Carry-over, crop, supply and disappearance of upland cotton, by staple groupings, United States, 1937-56	59
52	Grade and staple of upland cotton in the Supply, United States, 1955-56.	60

1

Cotton Quality Statistics, United States

1955-56

Introduction

This report contains information on the quality of cotton ginned during the 1955-56 season, and on the quality of cotton on hand in the United States on August 1, 1956. To facilitate comparison certain data contained in the reports for previous years are included. This information should be helpful to cotton growers and breeders and to merchants, consumers, research workers and others interested in the quality of the crop and the carry-over.

Estimates of the quality of the ginnings for most of the States are based on the classification of samples representing approximately 10 percent of the crop of upland cotton. These samples were submitted by gins selected to represent a cross-section of the quality of total ginnings by districts and States. In the case of upland and American-Egyptian cotton in Arizona, California, New Mexico, and District 6 of Texas, where from 95 to 100 percent of ginnings is classed under another program, the total samples classed are adjusted to ginnings and used in preparing the estimates. The proportions of the various qualities found in the samples classed were applied to total ginnings as reported by the Bureau of the Census for upland and American-Egyptian cotton. For the purpose of preparing the estimates most cotton-producing States are divided into districts. Samples classed were weighted by ginning periods for all cotton-producing States as well as by districts for most cotton-producing States.

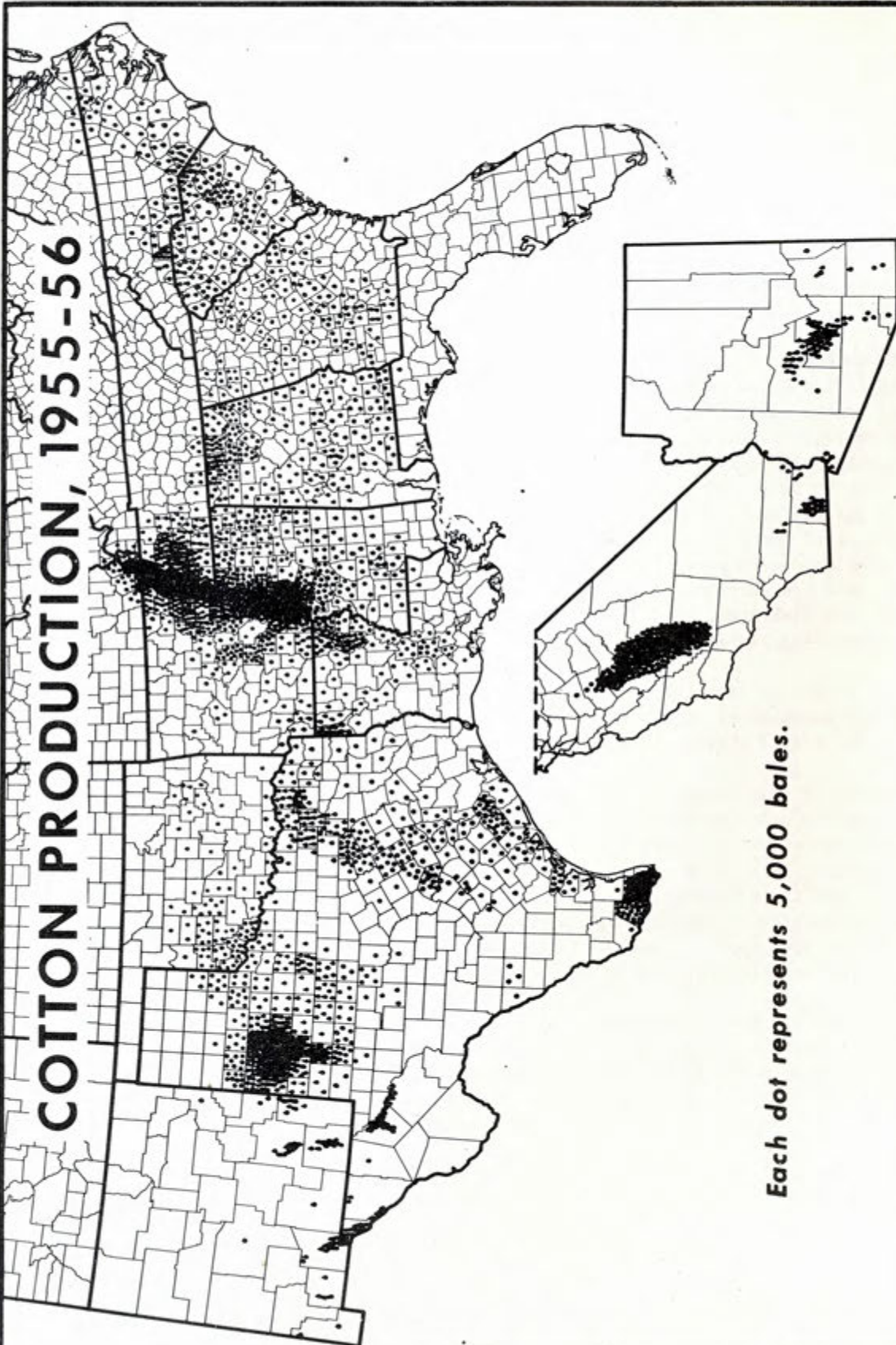
The report for the carry-over includes statistics on the grade and staple of upland and American-Egyptian cotton and on the staple of cotton of foreign growth on hand in the United States on August 1, 1956. The bulk of the 1956 carry-over was cotton in CCC stocks (owned and held as collateral against outstanding loans). Estimates of the quality of this cotton in the carry-over were based on the grade and staple classification under which this cotton originally entered the government loan program. "Free stocks" of cotton in public storage and compresses were sampled and classed in every instance in which the cotton was segregated from CCC stock in such places of storage. Quality estimates for cotton stored at mills on August 1, 1956, were based on the classification reported by individual mills. Sample data for each State and for the principal types of storage were raised to correspond with the number of bales reported by the Bureau of the Census.

The Official Cotton Standards for Grades of American Upland Cotton were revised effective August 15, 1953. The revision abolished the Middling Fair and Strict Good Middling standards for White cotton and all standards for Extra White cotton, and changed the remaining standards so as to reflect the characteristics of the recent cotton crops insofar as color, leaf and preparation are concerned.

The tables in this report that contain figures on the tenderability of cotton on futures contracts indicate only the total quantities tenderable and untenderable.

Throughout this report the official grade designations are abbreviated as follows: Good Middling, 3-G.M.; Strict Middling, 4-S.M.; Middling, 5-M.; Strict Low Middling, 6-S.L.M.; Low Middling, 7-L.M.; Strict Good Ordinary, 8-S.G.O.; Good Ordinary, 9-G.O.

COTTON PRODUCTION, 1955-56



Each dot represents 5,000 bales.

Table 1. -- Grade and staple of upland cotton ginned in the United States, 1995-96 - Continued

Grade	15/16 inch and shorter	7/8 inch	29/32 inch	15/16 inch	31/32 inch	1 inch	1-1/32 inches	1-1/16 inches	1-3/32 inches	1-1/8 inches	1-5/32 inches	1-3/16 inches	1-7/32 inches	1-1/4 inches and longer	All staples
	Percent	Percent	Percent	Percent	Percent	Percent	Percent	Percent	Percent	Percent	Percent	Percent	Percent	Percent	
White:															
3-0.M.	0.1	0.1	0.1	0.1	0.1	0.1	0.1	0.1	0.5	3.6	6.3	7.2	2.2	0.7	0.3
4-3.M.	0.3	0.9	1.4	1.9	2.4	3.1	4.0	7.0	10.6	29.8	46.4	42.1	49.5	17.1	6.2
5-M.	2.0	6.5	11.1	15.6	18.9	19.6	27.4	37.4	39.9	39.5	36.5	39.0	38.5	51.3	28.1
6-3.L.M.	3.8	11.7	20.7	25.7	28.1	28.1	37.4	36.1	37.2	23.1	8.7	9.2	5.9	20.6	31.2
7-1.M.	2.1	6.0	9.8	12.7	15.7	18.6	15.9	13.5	9.0	2.2	0.6	0.9	0.9	5.0	12.4
8-3.0.0.	0.4	0.9	1.0	2.5	4.2	7.3	4.2	2.0	0.7	0.1	0.1	0.3	0.3	3.8	2.5
9-0.0.	0.3	0.5	0.1	1.1	1.9	3.4	3.1	0.2	0.1	0.1	0.1	0.1	0.1	0.4	0.7
Total	9.0	26.6	44.2	59.7	71.3	80.1	90.0	96.3	97.9	98.3	98.5	98.7	96.0	98.9	81.4
Spotted:															
3-0.M.	0.1	0.1	0.1	0.1	0.1	0.1	0.1	0.1	0.1	0.1	0.1	0.1	0.1	0.1	0.1
4-3.M.	1.5	3.5	5.1	4.4	3.0	1.2	1.2	0.7	0.6	0.1	0.7	0.5	1.5	0.4	1.6
5-M.	14.0	24.0	26.5	19.6	12.3	5.1	2.7	1.1	1.1	0.4	0.3	0.2	2.0	0.5	6.5
6-3.L.M.	42.6	35.4	21.1	11.6	6.9	4.5	1.9	0.6	0.2	0.1	0.1	0.1	0.1	0.1	6.4
7-1.M.	17.6	6.7	2.1	2.9	3.5	4.1	1.5	0.3	0.1	0.1	0.1	0.2	0.5	0.1	2.0
Total	76.3	69.6	54.8	38.5	25.7	14.9	7.3	2.7	1.3	1.5	1.0	1.1	4.0	0.9	16.5
Tinged:															
3-0.M.	0.2	0.1	0.1	0.1	0.1	0.1	0.1	0.1	0.1	0.1	0.1	0.1	0.1	0.1	0.1
4-3.M.	3.7	1.2	0.3	0.1	0.1	0.1	0.1	0.1	0.1	0.1	0.1	0.1	0.1	0.1	0.2
5-M.	5.4	0.9	0.2	0.1	0.1	0.1	0.1	0.1	0.1	0.1	0.1	0.1	0.1	0.1	0.2
6-3.L.M.	1.0	0.2	0.1	0.1	0.1	0.1	0.1	0.1	0.1	0.1	0.1	0.1	0.1	0.1	0.1
Total	10.9	2.4	0.6	0.3	0.2	0.1	0.1	0.1	0.1	0.1	0.1	0.1	0.1	0.1	0.5
Yellow Stained:															
3-0.M.	0.1	0.1	0.1	0.1	0.1	0.1	0.1	0.1	0.1	0.1	0.1	0.1	0.1	0.1	0.1
4-3.M.	0.1	0.1	0.1	0.1	0.1	0.1	0.1	0.1	0.1	0.1	0.1	0.1	0.1	0.1	0.1
5-M.	0.1	0.1	0.1	0.1	0.1	0.1	0.1	0.1	0.1	0.1	0.1	0.1	0.1	0.1	0.1
6-3.L.M.	0.1	0.1	0.1	0.1	0.1	0.1	0.1	0.1	0.1	0.1	0.1	0.1	0.1	0.1	0.1
Total	0.4	0.4	0.4	0.4	0.4	0.4	0.4	0.4	0.4	0.4	0.4	0.4	0.4	0.4	0.4
Grey:															
3-0.M.	0.1	0.1	0.1	0.1	0.1	0.1	0.1	0.1	0.1	0.1	0.1	0.1	0.1	0.1	0.1
4-3.M.	0.1	0.1	0.1	0.1	0.1	0.1	0.1	0.1	0.1	0.1	0.1	0.1	0.1	0.1	0.1
5-M.	0.1	0.1	0.1	0.1	0.1	0.1	0.1	0.1	0.1	0.1	0.1	0.1	0.1	0.1	0.1
6-3.L.M.	0.1	0.1	0.1	0.1	0.1	0.1	0.1	0.1	0.1	0.1	0.1	0.1	0.1	0.1	0.1
Total	0.1	0.1	0.3	0.5	1.4	3.5	2.3	1.0	0.6	0.1	0.5	0.2	0.1	0.2	1.2
Below Grade	3.2	1.1	0.1	0.9	1.4	1.3	0.2	0.1	0.1	0.1	0.1	0.1	0.1	0.2	0.4
All grades	100.0	100.0	100.0	100.0	100.0	100.0	100.0	100.0	100.0	100.0	100.0	100.0	100.0	100.0	100.0

* Less than 0.05 percent.

Table 2. -- Grade and staple of American-Egyptian cotton ginned by States and United States, 1955-56

Grade	Production							Percentages						
	1-9/32 inches and shorter	1-5/16 and 1-11/32 inches	1-3/8 and 1-13/32 inches	1-7/16 and 1-15/32 inches	1-1/2 and 1-17/32 inches	1-9/16 inches and longer	All lengths	1-9/32 inches and shorter	1-5/16 and 1-11/32 inches	1-3/8 and 1-13/32 inches	1-7/16 and 1-15/32 inches	1-1/2 and 1-17/32 inches	1-9/16 inches and longer	All lengths
	Bales	Bales	Bales	Bales	Bales	Bales	Bales	Percent	Percent	Percent	Percent	Percent	Percent	Percent
ARIZONA														
1	-	5	74	157	4	-	250	-	1.5	0.0	1.6	4.9	-	1.1
2	1	23	1,659	3,060	63	-	4,834	0.8	6.7	14.2	30.5	34.4	-	21.6
3	1	90	4,963	4,772	15	-	9,841	.8	25.2	42.3	47.0	18.3	-	43.9
4	7	85	2,798	1,655	2	-	4,537	5.9	24.9	29.7	16.3	2.4	-	20.2
5	3	58	1,259	362	-	-	1,682	2.5	17.0	10.8	3.6	-	-	7.5
6	8	29	604	79	-	-	720	6.8	8.5	5.2	.8	-	-	3.2
7	20	12	256	16	-	-	294	16.9	3.5	1.6	.2	-	-	1.2
8	9	10	41	1	-	-	63	7.6	2.9	.4	*	-	-	.3
9	18	18	78	-	-	-	114	15.3	5.3	.7	-	-	-	.5
10	33	12	40	-	-	-	103	43.4	3.5	.3	-	-	-	.5
All grades	118	342	11,732	10,142	82	-	22,366	100.0	100.0	100.0	100.0	100.0	-	100.0
NEW MEXICO														
1	-	-	1	17	2	-	20	-	-	*	1.6	20.0	-	0.5
2	-	-	713	473	5	-	1,191	-	-	25.0	45.1	50.0	-	30.4
3	-	-	1,713	530	3	-	2,246	-	-	60.1	50.6	30.0	-	57.4
4	-	-	341	25	-	-	367	-	-	12.0	2.5	-	-	9.4
5	-	-	61	2	-	-	63	-	-	2.1	.2	-	-	1.6
6	1	-	19	-	-	-	20	16.7	-	.7	-	-	-	.5
7	1	-	3	-	-	-	4	16.7	-	.1	-	-	-	.1
8	4	-	-	-	-	-	4	66.6	-	-	-	-	-	.1
9	-	-	1	-	-	-	1	-	-	*	-	-	-	*
10	-	-	-	-	-	-	-	-	-	-	-	-	-	-
All grades	6	-	2,852	1,048	10	-	3,916	100.0	-	100.0	100.0	100.0	-	100.0
TEXAS														
1	-	-	49	116	53	-	218	-	-	0.7	1.6	12.4	-	1.4
2	-	-	2,043	2,972	292	2	5,309	-	-	27.3	40.9	68.4	100.0	34.9
3	1	-	3,633	3,423	80	-	7,137	2.4	-	48.5	47.2	18.7	-	47.0
4	-	2	1,056	587	2	-	1,647	-	40.0	13.9	8.1	.5	-	10.7
5	-	-	275	126	-	-	401	-	-	3.7	1.7	-	-	2.6
6	1	-	277	36	-	-	314	2.4	-	3.7	.5	-	-	2.1
7	5	-	112	3	-	-	120	12.2	-	1.5	*	-	-	.8
8	4	2	30	-	-	-	36	9.8	40.0	.4	-	-	-	.2
9	17	-	21	-	-	-	38	41.5	-	.3	-	-	-	.2
10	13	1	-	-	-	-	14	31.7	20.0	-	-	-	-	.1
All grades	41	5	7,476	7,263	427	2	15,214	100.0	100.0	100.0	100.0	100.0	100.0	100.0
UNITED STATES														
1	-	5	124	300	59	-	488	-	1.4	0.6	1.6	11.4	-	1.2
2	1	23	4,415	6,335	398	2	11,334	0.6	6.6	20.0	35.4	68.9	100.0	27.3
3	2	90	10,309	8,725	98	-	19,224	1.2	25.9	46.8	47.3	18.9	-	46.3
4	7	87	4,145	2,268	4	-	6,511	4.2	25.1	18.8	12.3	.8	-	15.7
5	3	58	1,595	490	-	-	2,146	1.9	16.7	7.2	2.7	-	-	5.2
6	10	29	900	115	-	-	1,054	6.1	8.4	4.1	.6	-	-	2.5
7	28	12	331	19	-	-	368	15.8	3.5	1.5	.1	-	-	.9
8	17	12	71	1	-	-	101	10.3	3.5	.3	*	-	-	.2
9	35	18	100	-	-	-	153	21.2	5.2	.5	-	-	-	.4
10	64	13	40	-	-	-	117	38.8	3.7	.2	-	-	-	.3
All grades	165	347	22,030	18,453	519	2	41,516	100.0	100.0	100.0	100.0	100.0	100.0	100.0

1/ As reported by the Bureau of the Census, running bales.
* Less than 0.05 percent.

Table 3. -- Grade and staple of upland cotton ginned in the United States, during specified periods, 1955-56

Grade and staple	Prior to	September	October	November	After	Total	Prior to	September	October	November	After	Total
	Sept. 1	Bales	Bales	Bales	Nov. 30	Crop	Sept. 1	Percent	Percent	Percent	Percent	Percent
White:												
3-0.M.	2,020	8,241	16,620	13,542	182	41,605	0.2	0.2	0.4	0.4	*	0.3
4-0.M.	95,902	345,142	265,000	173,718	25,112	904,874	6.9	10.1	5.6	5.0	1.7	6.2
5-M.	557,486	1,506,740	1,304,344	582,672	126,549	4,077,791	40.2	44.0	27.5	16.8	8.6	28.1
6-3.L.M.	472,403	1,013,767	1,799,574	1,022,246	195,903	4,503,893	34.1	29.7	37.8	29.5	13.4	31.2
7-1.M.	139,902	316,420	719,761	457,277	170,720	1,804,080	10.1	9.3	15.2	13.2	11.6	12.4
8-3.0.0.	12,779	43,461	94,030	86,038	128,100	366,408	.9	1.3	2.0	2.5	8.7	2.5
9-0.0.	1,788	5,132	13,473	12,371	69,701	102,465	.1	.2	.3	.4	4.7	.7
Total.	1,283,080	3,238,903	4,213,002	2,349,864	716,267	11,801,116	92.5	94.8	88.8	67.8	46.7	81.4
Spotted:												
3-0.M.	352	663	918	514	454	2,901	*	*	*	*	*	*
4-0.M.	19,169	49,433	74,254	73,059	16,547	232,462	1.4	1.4	1.6	2.1	1.1	1.6
5-M.	37,571	74,307	240,829	503,782	83,356	939,845	2.7	2.2	5.1	14.5	9.7	6.8
6-3.L.M.	11,990	27,262	144,461	432,311	308,124	924,148	.9	.8	3.0	12.4	20.9	6.4
7-1.M.	2,271	8,535	23,855	63,616	188,885	287,162	.2	.2	.5	1.8	12.8	2.0
Total.	71,353	160,200	484,317	1,073,282	597,366	2,386,518	5.2	4.6	10.2	30.8	40.5	16.5
Tinged:												
3-0.M.	-	-	1	-	2	3	-	-	*	-	*	*
4-0.M.	-	9	19	1,116	1,700	2,844	-	*	*	*	.1	*
5-M.	19	9	299	10,757	16,766	27,850	*	*	*	.3	1.1	.2
6-3.L.M.	44	-	246	10,894	21,212	32,396	*	*	*	.3	1.4	.2
7-1.M.	-	42	137	1,722	9,223	11,124	-	*	*	*	.6	.1
Total.	63	60	702	24,489	48,903	74,217	*	*	*	.6	3.2	.5
Yellow Stained:												
3-0.M.	-	-	-	-	-	-	-	-	-	-	-	-
4-0.M.	-	-	17	-	115	132	-	-	*	-	*	*
5-M.	-	-	11	545	1,318	1,874	-	-	*	*	.1	*
Total.	-	-	28	545	1,433	2,006	-	-	*	*	.1	*
Gray:												
3-0.M.	93	90	545	278	794	1,800	*	*	*	*	.1	*
4-0.M.	5,531	2,191	7,135	3,276	7,812	25,945	.4	.1	.2	.1	.5	.2
5-M.	20,416	9,988	26,734	16,714	29,794	103,246	1.5	.3	.6	.5	2.0	.7
6-3.L.M.	4,352	3,462	6,855	3,794	26,523	44,986	.3	.1	.1	.1	1.8	.3
Total.	30,392	15,331	41,269	24,062	64,923	175,977	2.2	.5	.9	.7	4.4	1.2
Below Grade.	1,701	2,646	5,688	4,614	45,839	60,690	.1	.1	.1	.1	3.1	.4
All grades.	1,386,589	3,417,142	4,745,206	3,476,856	1,474,731	1/14,500,524	100.0	100.0	100.0	100.0	100.0	100.0
Grade Index.	95.7	96.4	93.9	91.8	84.0	93.2	-	-	-	-	-	-
Staple (Inches)												
13/16 and shorter.	5,372	8,213	43,197	144,797	170,225	371,804	0.4	0.2	0.9	4.2	11.5	2.6
7/8	40,623	64,398	199,816	370,943	186,701	862,441	2.9	1.9	4.2	10.7	12.7	5.9
29/32.	74,238	132,787	219,336	311,668	62,659	820,688	5.4	3.9	5.0	9.0	4.2	5.7
15/16.	139,609	228,774	307,243	271,198	74,485	1,021,309	10.1	6.7	6.5	7.8	5.1	7.0
31/32.	104,072	119,588	153,219	109,187	53,519	539,585	7.5	3.5	3.2	3.1	3.6	3.7
1	173,280	196,135	286,280	151,002	171,320	980,017	12.5	5.8	6.0	4.3	11.6	6.8
1-1/32.	413,714	749,790	829,823	491,449	342,210	2,826,986	29.8	21.9	17.5	14.1	23.2	19.5
1-1/16	380,033	1,366,148	1,745,394	1,109,796	329,320	4,929,691	27.4	40.0	36.9	31.9	22.3	34.0
1-3/32	49,058	453,221	673,320	336,339	64,209	1,576,147	3.5	13.3	14.2	9.7	4.4	10.9
1-1/8.	5,142	71,432	161,676	134,735	18,444	391,629	.4	2.1	3.4	3.9	1.3	2.7
1-5/32	1,156	20,359	91,353	41,260	1,073	195,201	.1	.6	1.9	1.2	.1	1.1
1-3/16	143	3,396	12,216	3,846	179	19,780	*	.1	.3	.1	*	.1
1-7/32	37	453	799	632	195	2,116	*	*	*	*	*	*
1-1/4 and longer	112	488	1,334	1,004	192	3,130	*	*	*	*	*	*
All staples.	1,386,589	3,417,142	4,745,206	3,476,856	1,474,731	1/14,500,524	100.0	100.0	100.0	100.0	100.0	100.0
Average staple (32 inches)	32.4	33.2	33.1	32.2	31.4	32.6	-	-	-	-	-	-

1/ As reported by the Bureau of the Census, running bales.

* Less than 0.05 percent.

Table 4. -- Grade and staple of American-Egyptian cotton ginned in the United States during specified periods, 1955-56

Grade and Staple	Ginnings					
	Prior to Sept. 1	September	October	November	After Nov. 30	Total Crop
<u>Grade</u>	<u>Bales</u>	<u>Bales</u>	<u>Bales</u>	<u>Bales</u>	<u>Bales</u>	<u>Bales</u>
1	-	7	279	142	60	488
2	-	97	4,459	4,637	2,141	11,334
3	-	236	3,316	7,957	7,715	19,224
4	-	103	445	1,439	4,524	6,511
5	-	19	64	252	1,811	2,146
6	-	2	11	57	984	1,054
7	-	-	2	12	374	388
8	-	-	1	1	99	101
9	-	-	-	-	153	153
10	-	-	-	-	117	117
All grades <u>1/</u>	-	464	8,577	14,497	17,978	41,516
<u>Staple</u> (inches)						
1-9/32 and shorter. . .	-	-	3	1	161	165
1-5/16 and 1-11/32. . .	-	-	-	60	287	347
1-3/8 and 1-13/32 . . .	-	62	2,571	8,508	10,889	22,030
1-7/16 and 1-15/32. . .	-	395	5,787	5,669	6,602	18,453
1-1/2 and 1-17/32 . . .	-	7	216	257	39	519
1-9/16 and longer . . .	-	-	-	2	-	2
All staples <u>1/</u>	-	464	8,577	14,497	17,978	41,516
<u>Grade</u>	<u>Percent</u>	<u>Percent</u>	<u>Percent</u>	<u>Percent</u>	<u>Percent</u>	<u>Percent</u>
1	-	1.5	3.3	1.0	0.3	1.2
2	-	20.9	52.0	32.0	11.9	27.3
3	-	50.9	38.7	54.9	42.7	46.3
4	-	22.2	5.2	9.9	25.2	15.7
5	-	4.1	.7	1.7	10.1	5.2
6	-	.4	.1	.4	5.5	2.5
7	-	-	*	.1	2.1	.9
8	-	-	*	*	.6	.2
9	-	-	-	-	.9	.4
10	-	-	-	-	.7	.3
All grades.	-	100.0	100.0	100.0	100.0	100.0
<u>Staple</u> (inches)						
1-9/32 and shorter. . .	-	-	*	*	0.9	0.4
1-5/16 and 1-11/32. . .	-	-	-	0.4	1.6	.8
1-3/8 and 1-13/32 . . .	-	13.4	30.0	58.7	60.6	53.1
1-7/16 and 1-15/32. . .	-	85.1	67.5	39.1	36.7	44.4
1-1/2 and 1-17/32 . . .	-	1.5	2.5	1.8	.2	1.3
1-9/16 and longer . . .	-	-	-	*	-	*
All staples	-	100.0	100.0	100.0	100.0	100.0

1/ Running bales, reported by the Bureau of the Census.

* Less than 0.05 percent.

Table 6. -- Single of upland cotton ginned in the United States, by States, 1953-55 - Continued

State	Year	13/16 inch and greater ^{1/2}		7/8 inch		29/32 inch		15/16 inch		31/32 inch		1 inch		1-1/32 inches		1-1/16 inches		1-1/8 inches		1-3/32 inches		1-1/4 inches and longer		All staples Percent
		Percent	Millions of bales	Percent	Millions of bales	Percent	Millions of bales	Percent	Millions of bales	Percent	Millions of bales	Percent	Millions of bales	Percent	Millions of bales	Percent	Millions of bales	Percent	Millions of bales	Percent	Millions of bales	Percent	Millions of bales	
Alabama	1953	0.1	0.4	0.3	2.0	2.1	16.3	43.8	29.0	0.3														100.0
	1954	1.1	4.4	1.2	7.0	13.7	37.6	30.1	9.7	2.7														100.0
	1955	4.4	16.8	4.2	16.4	31.0	102.8	37.0	46.8	2.7														100.0
Arizona	1953	1.1	3.3	1.2	3.7	2.7	7.0	34.1	47.9	4.7	1.4	0.8												100.0
	1954	2.2	6.6	2.1	6.3	6.1	33.0	46.7	4.3	1.0	1.0													100.0
	1955	5.8	17.4	5.2	15.6	15.6	81.1	27.9	50.4	2.1	2.4	.9												100.0
Arkansas	1953	2.2	6.6	2.0	6.0	2.0	12.7	33.8	40.4	7.1	.6													100.0
	1954	5.0	15.0	4.7	14.1	4.8	24.3	39.7	23.9	1.8	1.1													100.0
	1955	8.4	25.2	7.6	22.8	7.6	38.2	50.8	17.8	1.5														100.0
California	1953	3.3	9.9	3.0	9.0	3.0	17.0	54.0	22.2	4.4														100.0
	1954	6.2	18.6	5.8	17.4	6.0	37.0	42.8	3.0															100.0
	1955	9.2	27.6	8.4	25.2	8.4	47.7	35.6	7.2															100.0
Florida	1953	1.1	3.3	1.2	3.6	1.8	10.5	30.2	25.9	1.2	.1													100.0
	1954	2.5	7.5	2.4	7.2	2.4	14.4	20.4	14.7	1.1														100.0
	1955	3.3	9.9	3.2	9.6	3.2	16.8	24.2	17.5	.6	.1													100.0
Georgia	1953	1.1	3.3	1.0	3.0	1.0	5.7	16.7	9.5	.9														100.0
	1954	1.1	3.3	1.2	3.6	1.2	6.3	18.0	10.5	1.1														100.0
	1955	1.1	3.3	1.1	3.3	1.1	6.3	18.0	10.5	1.1														100.0
Louisiana	1953	1.1	3.3	1.1	3.3	1.1	3.3	9.9	29.7	1.1														100.0
	1954	1.1	3.3	1.1	3.3	1.1	3.3	9.9	29.7	1.1														100.0
	1955	1.1	3.3	1.1	3.3	1.1	3.3	9.9	29.7	1.1														100.0
Mississippi	1953	1.1	3.3	1.1	3.3	1.1	3.3	9.9	29.7	1.1														100.0
	1954	1.1	3.3	1.1	3.3	1.1	3.3	9.9	29.7	1.1														100.0
	1955	1.1	3.3	1.1	3.3	1.1	3.3	9.9	29.7	1.1														100.0
Missouri	1953	1.1	3.3	1.1	3.3	1.1	3.3	9.9	29.7	1.1														100.0
	1954	1.1	3.3	1.1	3.3	1.1	3.3	9.9	29.7	1.1														100.0
	1955	1.1	3.3	1.1	3.3	1.1	3.3	9.9	29.7	1.1														100.0
New Mexico	1953	1.1	3.3	1.1	3.3	1.1	3.3	9.9	29.7	1.1														100.0
	1954	1.1	3.3	1.1	3.3	1.1	3.3	9.9	29.7	1.1														100.0
	1955	1.1	3.3	1.1	3.3	1.1	3.3	9.9	29.7	1.1														100.0
North Carolina	1953	1.1	3.3	1.1	3.3	1.1	3.3	9.9	29.7	1.1														100.0
	1954	1.1	3.3	1.1	3.3	1.1	3.3	9.9	29.7	1.1														100.0
	1955	1.1	3.3	1.1	3.3	1.1	3.3	9.9	29.7	1.1														100.0
Oklahoma	1953	1.1	3.3	1.1	3.3	1.1	3.3	9.9	29.7	1.1														100.0
	1954	1.1	3.3	1.1	3.3	1.1	3.3	9.9	29.7	1.1														100.0
	1955	1.1	3.3	1.1	3.3	1.1	3.3	9.9	29.7	1.1														100.0
South Carolina	1953	1.1	3.3	1.1	3.3	1.1	3.3	9.9	29.7	1.1														100.0
	1954	1.1	3.3	1.1	3.3	1.1	3.3	9.9	29.7	1.1														100.0
	1955	1.1	3.3	1.1	3.3	1.1	3.3	9.9	29.7	1.1														100.0
Tennessee	1953	1.1	3.3	1.1	3.3	1.1	3.3	9.9	29.7	1.1														100.0
	1954	1.1	3.3	1.1	3.3	1.1	3.3	9.9	29.7	1.1														100.0
	1955	1.1	3.3	1.1	3.3	1.1	3.3	9.9	29.7	1.1														100.0
Texas	1953	1.1	3.3	1.1	3.3	1.1	3.3	9.9	29.7	1.1														100.0
	1954	1.1	3.3	1.1	3.3	1.1	3.3	9.9	29.7	1.1														100.0
	1955	1.1	3.3	1.1	3.3	1.1	3.3	9.9	29.7	1.1														100.0
Virginia	1953	1.1	3.3	1.1	3.3	1.1	3.3	9.9	29.7	1.1														100.0
	1954	1.1	3.3	1.1	3.3	1.1	3.3	9.9	29.7	1.1														100.0
	1955	1.1	3.3	1.1	3.3	1.1	3.3	9.9	29.7	1.1														100.0
All other ^{2/}	1953	1.1	3.3	1.1	3.3	1.1	3.3	9.9	29.7	1.1														100.0
	1954	1.1	3.3	1.1	3.3	1.1	3.3	9.9	29.7	1.1														100.0
	1955	1.1	3.3	1.1	3.3	1.1	3.3	9.9	29.7	1.1														100.0
All States	1953	1.1	3.3	1.1	3.3	1.1	3.3	9.9	29.7	1.1														100.0
	1954	1.1	3.3	1.1	3.3	1.1	3.3	9.9	29.7	1.1														100.0
	1955	1.1	3.3	1.1	3.3	1.1	3.3	9.9	29.7	1.1														100.0

^{1/} Excludes all bales for which no specific staple is assigned because of character defects.
^{2/} As reported by the Bureau of the Census, Memphis, Miss.
^{3/} Excludes Illinois and Kentucky.
^{4/} Less than 0.05 percent.

Table 7. Grade index and average staple of upland cotton ginned in the United States, by States, crops of 1951-55

State	Grade index ^{1/}					Average staple ^{2/}				
	1951	1952	1953	1954	1955	1951	1952	1953	1954	1955
	<u>Index</u>	<u>Index</u>	<u>Index</u>	<u>Index</u>	<u>Index</u>	<u>32d inches</u>	<u>32d inches</u>	<u>32d inches</u>	<u>32d inches</u>	<u>32d inches</u>
Alabama	96.2	97.2	96.5	97.6	96.5	32.9	32.1	33.0	32.2	33.3
Arizona	92.9	95.3	97.5	95.3	95.8	33.3	33.5	33.5	33.4	33.4
Arkansas	93.2	96.9	97.3	94.7	93.5	33.4	33.0	33.3	32.7	33.7
California	93.1	92.3	92.4	92.8	94.3	33.7	34.1	33.9	34.2	34.2
Florida	96.5	96.1	94.9	97.6	97.0	32.8	32.1	33.0	32.5	33.5
Georgia	95.6	95.9	94.4	97.6	95.0	32.5	31.9	32.8	31.9	33.3
Louisiana	95.2	99.0	96.0	95.6	92.8	33.8	33.7	33.8	33.0	33.8
Mississippi	96.9	99.2	96.4	96.5	94.2	33.8	33.5	33.9	33.4	34.1
Missouri	90.3	95.2	97.7	92.7	92.5	33.4	33.7	33.3	33.4	34.0
New Mexico	95.1	98.5	97.1	95.9	97.1	33.3	34.5	34.5	34.7	34.2
North Carolina	93.7	93.0	93.7	95.2	89.4	33.3	32.8	32.7	33.0	32.8
Oklahoma	91.2	96.1	91.8	96.2	89.4	28.8	28.4	29.8	28.9	29.2
South Carolina	94.4	93.8	95.1	96.4	92.9	33.0	31.9	33.0	32.7	33.2
Tennessee	94.3	96.8	97.8	96.0	93.6	33.3	33.3	33.1	32.6	33.5
Texas	93.1	95.1	91.9	96.0	91.2	30.2	29.7	30.4	30.3	30.2
Virginia	92.9	91.4	93.1	93.5	92.2	33.7	33.2	32.6	33.0	33.1
All other ^{3/}	88.7	97.3	99.5	94.5	93.2	33.3	33.8	33.8	33.7	34.0
United States	94.0	95.8	95.0	95.6	93.2	32.4	32.3	32.6	32.2	32.6

^{1/} Computed by weighting the quantity in each grade by the 1937-39 average price per pound for such grade of 15/16 inch staple. Converted to an index with Middling White equaling 100.

^{2/} Averages calculated on numerical equivalents of the staple designations (for example, 29/32" = 29).

^{3/} Includes Illinois and Kentucky.

Table 8. - Preparation of upland cotton ginned in the United States, during specified periods, by States, 1955-56

Ginning period	Shorter than 1-1/8 inches				1-1/8 inches and longer				All staples			
	Normal	Rough	Gin Out	Total	B	C	Gin Out	Total	Normal and B	Rough and C	Gin Out	Total 1/
	Bales	Bales	Bales	Bales	Bales	Bales	Bales	Bales	Bales	Bales	Bales	Bales
	ALABAMA											
Prior to Sept. 1 . .	113,486	5,338	-	118,824	15	8	-	23	113,501	5,346	-	118,847
During September . .	457,477	5,867	18	463,362	231	18	-	249	457,708	5,885	18	463,611
During October . . .	358,344	1,299	8	359,611	147	8	-	155	358,491	1,267	8	359,766
During November . . .	75,747	307	-	76,054	9	-	-	9	75,756	307	-	76,063
After November 30 . .	19,305	72	-	19,377	11	-	-	11	19,316	72	-	19,388
All periods	1,024,359	12,843	26	1,037,228	413	34	-	447	1,024,772	12,877	26	1,037,675
	ARIZONA											
Prior to Sept. 1 . .	5,395	332	-	5,727	-	-	-	-	5,395	332	-	5,727
During September . .	60,747	478	-	61,225	2,026	-	-	2,026	62,773	478	-	63,251
During October . . .	123,720	531	-	124,251	9,972	20	-	9,992	133,692	551	-	134,243
During November . . .	213,058	1,446	3	215,307	9,929	8	-	9,937	223,787	1,454	3	225,244
After November 30 . .	267,835	3,689	18	271,542	1,327	-	-	1,327	269,162	3,689	18	272,869
All periods	671,555	6,476	21	678,052	23,254	28	-	23,282	694,809	6,504	21	701,334
	ARKANSAS											
Prior to Sept. 1 . .	2,390	204	-	2,594	10	-	-	10	2,400	204	-	2,604
During September . .	419,352	5,873	-	425,225	10,531	177	-	10,703	429,883	6,050	-	435,933
During October . . .	705,681	5,460	20	711,161	13,597	577	-	14,174	719,278	6,037	20	725,335
During November . . .	355,012	1,486	9	356,507	1,693	13	-	1,706	356,705	1,499	9	358,213
After November 30 . .	128,668	643	-	129,311	100	-	-	100	128,768	643	-	129,411
All periods	1,611,103	13,666	29	1,624,798	25,931	767	-	26,698	1,637,034	14,433	29	1,651,493
	CALIFORNIA											
Prior to Sept. 1 . .	1,407	54	-	1,461	-	-	-	-	1,407	54	-	1,461
During September . .	26,548	125	-	26,673	723	14	-	737	27,271	139	-	27,410
During October . . .	312,467	95	-	312,562	22,107	22	-	22,129	334,574	117	-	334,691
During November . . .	502,304	484	2	502,790	55,189	15	-	55,204	557,493	499	2	557,994
After November 30 . .	287,881	1,366	3	289,250	10,075	8	-	10,083	297,956	1,374	3	299,333
All periods	1,130,607	2,124	5	1,132,736	88,094	59	-	88,153	1,218,701	2,183	5	1,220,889
	FLORIDA											
Prior to Sept. 1 . .	8,955	309	-	9,264	101	-	-	101	9,056	309	-	9,365
During September . .	4,505	32	5	4,542	9	-	-	9	4,514	32	5	4,551
During October . . .	683	1	-	684	-	-	-	-	683	1	-	684
During November . . .	128	-	-	128	-	-	-	-	128	-	-	128
After November 30 . .	84	-	-	84	-	-	-	-	84	-	-	84
All periods	14,355	342	5	14,702	110	-	-	110	14,465	342	5	14,812
	GEORGIA											
Prior to Sept. 1 . .	162,365	3,895	10	166,230	41	-	-	41	162,406	3,895	10	166,271
During September . .	256,803	8,932	30	265,765	232	8	-	240	257,035	8,940	30	266,005
During October . . .	190,693	4,606	7	195,306	56	-	-	56	190,749	4,606	7	195,362
During November . . .	53,039	655	-	53,694	-	-	-	-	53,039	655	-	53,694
After November 30 . .	13,031	39	-	13,070	-	-	-	-	13,031	39	-	13,070
All periods	675,931	18,087	47	694,065	329	8	-	337	676,260	18,095	47	694,402
	ILLINOIS											
Prior to Sept. 1 . .	-	-	-	-	-	-	-	-	-	-	-	-
During September . .	109	-	-	109	-	-	-	-	109	-	-	109
During October . . .	665	5	-	670	18	-	-	18	683	5	-	688
During November . . .	581	-	-	581	3	-	-	3	584	-	-	584
After November 30 . .	429	-	-	429	-	-	-	-	429	-	-	429
All periods	1,784	5	-	1,789	21	-	-	21	1,805	5	-	1,810
	KENTUCKY											
Prior to Sept. 1 . .	-	-	-	-	-	-	-	-	-	-	-	-
During September . .	1,189	-	-	1,189	315	-	-	315	1,504	-	-	1,504
During October . . .	2,472	5	-	2,477	332	2	-	334	2,804	7	-	2,811
During November . . .	2,285	3	-	2,288	48	-	-	48	2,333	3	-	2,336
After November 30 . .	967	3	-	970	2	-	-	2	969	3	-	972
All periods	6,913	11	-	6,924	697	2	-	699	7,610	13	-	7,623
	LOUISIANA											
Prior to Sept. 1 . .	38,384	5,036	-	43,420	51	-	-	51	38,435	5,036	-	43,471
During September . .	207,304	1,475	17	211,796	769	27	-	796	208,773	4,502	17	212,592
During October . . .	220,239	416	-	220,655	283	-	-	283	220,522	416	-	220,938
During November . . .	79,105	7	-	79,112	72	-	-	72	79,177	7	-	79,184
After November 30 . .	15,715	-	-	15,715	-	-	-	-	15,715	-	-	15,715
All periods	560,747	9,934	17	570,698	1,175	27	-	1,202	561,922	9,961	17	571,900
	MISSISSIPPI											
Prior to Sept. 1 . .	56,399	4,644	24	61,067	3,579	58	-	3,637	59,978	4,702	24	64,704
During September . .	643,002	14,109	97	657,208	38,902	875	-	39,777	681,904	14,984	97	696,985
During October . . .	777,414	3,940	-	781,354	19,741	378	-	20,119	797,155	4,318	-	801,473
During November . . .	332,238	402	-	332,640	4,053	44	-	4,097	336,341	446	-	336,787
After November 30 . .	95,741	46	-	95,787	753	-	-	753	96,494	46	-	96,540
All periods	1,904,844	23,141	121	1,928,106	67,028	1,395	-	68,423	1,971,872	24,496	121	1,996,489

1/ See footnote at end of table.

Table B. - Preparation of upland cotton ginned in the United States, during specified periods, by States, 1955-56 - Continued

Ginning period	Shorter than 1-1/8 inches				1-1/8 inches and longer				All staples			
	Normal	Rough	Gin Out	Total	B	C	Gin Out	Total	Normal and B	Rough and C	Gin Out	Total 1/
	Sales	Sales	Sales	Sales	Sales	Sales	Sales	Sales	Sales	Sales	Sales	Sales
MISSOURI												
Prior to Sept. 1 . . .	-	-	-	-	-	-	-	-	-	-	-	-
During September . . .	105,298	153	-	105,451	1,429	37	-	1,466	106,727	190	-	106,917
During October . . .	180,354	259	-	180,623	10,642	10	-	10,652	190,995	279	-	191,275
During November . . .	88,185	33	-	88,218	62	-	-	62	88,247	33	-	88,280
After November 30 . . .	33,186	-	-	33,186	-	-	-	-	33,186	-	-	33,186
All periods . . .	407,023	455	-	407,478	12,133	47	-	12,180	419,156	502	-	419,658
NEW MEXICO												
Prior to Sept. 1 . . .	-	-	-	-	-	-	-	-	-	-	-	-
During September . . .	2,041	55	-	2,096	10,992	168	-	11,160	13,033	223	-	13,256
During October . . .	27,988	52	-	28,040	68,217	252	-	68,469	96,205	304	-	96,509
During November . . .	55,946	151	2	56,099	39,979	270	-	40,249	95,925	421	2	96,348
After November 30 . . .	34,200	77	-	34,277	3,447	17	-	3,464	37,647	94	-	37,741
All periods . . .	120,175	335	2	120,512	122,635	707	-	123,342	242,810	1,042	2	243,854
NORTH CAROLINA												
Prior to Sept. 1 . . .	-	-	-	-	-	-	-	-	-	-	-	-
During September . . .	97,575	3,242	-	100,817	424	-	-	424	97,999	3,242	-	101,241
During October . . .	159,364	2,898	9	162,271	329	-	-	329	159,693	2,898	9	162,600
During November . . .	79,258	358	-	79,626	11	-	-	11	79,279	358	-	79,637
After November 30 . . .	16,360	-	-	16,360	-	-	-	-	16,360	-	-	16,360
All periods . . .	352,567	6,498	9	359,074	764	-	-	764	353,331	6,498	9	359,838
OKLAHOMA												
Prior to Sept. 1 . . .	-	-	-	-	-	-	-	-	-	-	-	-
During September . . .	50,178	390	-	50,568	132	-	-	132	50,310	390	-	50,700
During October . . .	196,225	805	40	197,070	277	10	-	287	196,502	815	40	197,357
During November . . .	168,516	813	29	169,358	60	-	-	60	168,576	813	29	169,418
After November 30 . . .	29,863	315	9	30,187	16	-	-	16	29,879	315	9	30,203
All periods . . .	444,782	2,323	78	447,183	485	10	-	495	445,267	2,333	78	447,678
SOUTH CAROLINA												
Prior to Sept. 1 . . .	77,965	3,012	-	80,977	393	15	-	408	78,358	3,027	-	81,385
During September . . .	238,321	6,534	-	244,855	327	63	-	390	238,648	6,567	-	245,215
During October . . .	178,826	980	-	179,806	284	33	-	303	179,110	999	-	180,109
During November . . .	49,624	51	-	49,675	16	-	-	16	49,640	51	-	49,691
After November 30 . . .	9,395	11	-	9,396	-	-	-	-	9,395	11	-	9,396
All periods . . .	554,121	10,588	-	564,709	1,620	97	-	1,717	555,141	10,685	-	565,826
TENNESSEE												
Prior to Sept. 1 . . .	-	-	-	-	-	-	-	-	-	-	-	-
During September . . .	102,802	719	9	103,530	3,817	304	-	4,121	106,619	1,023	9	107,651
During October . . .	253,348	1,581	-	254,929	6,051	353	-	6,404	259,399	1,934	-	261,333
During November . . .	161,904	71	-	161,975	593	9	-	602	162,457	80	-	162,537
After November 30 . . .	81,396	142	-	81,538	-	-	-	-	81,396	142	-	81,538
All periods . . .	599,450	2,513	9	601,972	10,421	666	-	11,087	609,871	3,179	9	613,059
TEXAS												
Prior to Sept. 1 . . .	884,097	6,329	9	890,435	2,250	69	-	2,319	886,347	6,398	9	892,754
During September . . .	593,681	1,907	3	595,591	20,963	2,612	3	23,578	614,644	4,519	6	619,169
During October . . .	758,549	2,357	9	760,915	112,293	1,619	2	113,914	870,802	3,976	11	874,789
During November . . .	1,062,066	5,798	28	1,067,892	69,187	253	1	69,441	1,131,253	6,011	29	1,137,293
After November 30 . . .	407,133	5,134	22	412,289	4,311	16	-	4,327	411,444	5,150	22	417,616
All periods . . .	3,705,526	22,485	71	3,728,082	208,964	4,569	6	213,539	3,914,490	27,054	77	3,941,621
VIRGINIA												
Prior to Sept. 1 . . .	-	-	-	-	-	-	-	-	-	-	-	-
During September . . .	1,012	-	-	1,012	-	-	-	-	1,012	-	-	1,012
During October . . .	4,968	275	-	5,243	-	-	-	-	4,968	275	-	5,243
During November . . .	3,374	51	-	3,425	-	-	-	-	3,374	51	-	3,425
After November 30 . . .	880	-	-	880	-	-	-	-	880	-	-	880
All periods . . .	10,234	326	-	10,560	-	-	-	-	10,234	326	-	10,560
UNITED STATES												
Prior to Sept. 1 . . .	1,350,843	29,113	43	1,379,999	6,440	190	-	6,590	1,357,283	29,263	43	1,386,589
During September . . .	3,267,948	52,891	179	3,321,018	91,818	4,303	3	96,124	3,359,766	57,194	182	3,417,142
During October . . .	4,452,002	25,935	93	4,477,930	264,304	3,270	2	267,576	4,716,306	28,805	95	4,745,206
During November . . .	3,283,228	12,076	73	3,295,377	180,866	612	1	181,479	3,464,994	12,689	74	3,478,656
After November 30 . . .	1,442,062	12,537	52	1,454,651	20,039	41	-	20,080	1,462,101	12,578	52	1,474,731
All periods . . .	13,796,083	132,152	440	13,928,675	563,467	8,376	6	571,849	14,259,550	140,528	446	14,500,524

1/ As reported by the Bureau of the Census, running bales, linters excluded.

Table 9. Tenderability of upland cotton ginned, by States, 1955-56

State	Tenderable 1/		Untenderable		Total crop 2/	
	Bales	Pct.	Bales	Pct.	Bales	Pct.
Alabama	980,635	94.5	57,040	5.5	1,037,675	100.0
Arizona	458,382	65.4	242,952	34.6	701,334	100.0
Arkansas	1,460,373	88.4	191,123	11.6	1,651,496	100.0
California	927,315	76.0	293,574	24.0	1,220,889	100.0
Florida	13,233	89.3	1,579	10.7	14,812	100.0
Georgia	630,764	90.8	63,638	9.2	694,402	100.0
Illinois	1,227	67.8	583	32.2	1,810	100.0
Kentucky	6,241	81.9	1,382	18.1	7,623	100.0
Louisiana	498,692	87.2	73,208	12.8	571,900	100.0
Mississippi	1,844,015	92.4	152,474	7.6	1,996,489	100.0
Missouri	369,292	88.0	50,366	12.0	419,658	100.0
New Mexico	186,287	76.4	57,567	23.6	243,854	100.0
North Carolina	285,848	79.4	73,990	20.6	359,838	100.0
Oklahoma	206,816	46.2	240,862	53.8	447,678	100.0
South Carolina	492,077	87.0	73,749	13.0	565,826	100.0
Tennessee	505,712	82.5	107,347	17.5	613,059	100.0
Texas	2,230,016	56.6	1,711,605	43.4	3,941,621	100.0
Virginia	9,835	93.1	725	6.9	10,560	100.0
All States	11,106,760	76.6	3,393,764	23.4	14,500,524	100.0

1/ Tenderable in settlement of futures contracts.

2/ Running bales, reported by the Bureau of the Census.

Table 10. Tenderability of upland cotton ginned in the United States, 1943-55

Year	Tenderable 1/		Untenderable		Total crop 2/	
	Bales	Pct.	Bales	Pct.	Bales	Pct.
1943	8,933,451	80.7	2,135,082	19.3	11,068,533	100.0
1944	8,845,658	74.8	2,985,084	25.2	11,830,742	100.0
1945	6,256,298	71.0	2,553,087	29.0	8,809,385	100.0
1946	6,527,089	76.7	1,987,803	23.3	8,514,892	100.0
1947	9,197,081	79.6	2,358,849	20.4	11,555,930	100.0
1948	11,719,213	80.4	2,857,601	19.6	14,576,814	100.0
1949	11,791,158	74.1	4,113,544	25.9	15,904,702	100.0
1950	7,234,459	73.5	2,611,224	26.5	9,845,683	100.0
1951	10,793,023	71.8	4,232,480	28.2	15,025,503	100.0
1952	10,982,423	73.9	3,875,742	26.1	14,858,165	100.0
1953	13,691,670	84.2	2,560,929	15.8	16,252,599	100.0
1954	11,506,960	84.8	2,070,033	15.2	13,576,993	100.0
1955	11,106,760	76.6	3,393,764	23.4	14,500,524	100.0

1/ Tenderable in settlement of futures contracts.

2/ Running bales, reported by the Bureau of the Census.

Table 11. -- Grade and staple of upland cotton ginned in Alabama, 1955-56

Grade	13/16 inch and shorter		7/8 inch		29/32 inch		15/16 inch		31/32 inch		1 inch		1-1/32 inches		1-1/16 inches		1-3/32 inches		1-1/8 inches		1-5/32 inches		1-3/16 inches		1-7/32 inches		1-1/4 inches and longer		All staples		
	Bales	Percent	Bales	Percent	Bales	Percent	Bales	Percent	Bales	Percent	Bales	Percent	Bales	Percent	Bales	Percent	Bales	Percent	Bales	Percent	Bales	Percent	Bales	Percent	Bales	Percent	Bales	Percent	Bales	Percent	
White:																															
3-0.M.	-	-	268	155	-	-	652	-	-	420	44	6,425	44	21	795	-	-	-	-	-	-	-	-	-	-	-	-	-	109	*	
4-0.M.	-	-	2,842	1,451	-	-	6,220	36,496	263,761	15,491	218	23	9	6.3	-	-	-	-	-	-	-	-	-	-	-	-	-	65,159	6.3		
5-M.	-	-	1,079	280	-	-	4,852	37,090	167,517	11,229	151	6	10	47.6	-	-	-	-	-	-	-	-	-	-	-	-	-	494,328	47.6		
6-0.L.M.	-	-	-	-	57	71.0	821	12,205	29,760	268	9	-	-	-	-	-	-	-	-	-	-	-	-	-	-	-	-	367,084	35.4		
7-0.M.	-	-	-	-	2	180	192	4,409	6,379	1,343	21	-	-	-	-	-	-	-	-	-	-	-	-	-	-	-	-	58,257	5.6		
8-0.0.	-	-	2	22	-	-	821	-	-	64	-	-	-	-	-	-	-	-	-	-	-	-	-	-	-	-	12,921	1.2			
9-0.0.	-	-	-	-	-	-	-	-	-	-	-	-	-	-	-	-	-	-	-	-	-	-	-	-	-	-	1,522	.1			
Total	435	4,329	1,967	12,696	9,663	96,090	366,605	476,914	27,904	387	19	-	-	-	-	-	-	-	-	-	-	-	-	-	-	-	998,980	96.2			
Spotted:																															
3-0.M.	-	-	39	9	345	-	-	-	-	-	-	-	-	-	-	-	-	-	-	-	-	-	-	-	-	-	-	-	-	-	
4-0.M.	-	-	50	26	93	149	1,373	3,446	2,403	34	-	-	-	-	-	-	-	-	-	-	-	-	-	-	-	-	-	7,798	.8		
5-M.	-	-	18	19	95	438	3,123	6,573	4,125	46	10	-	-	-	-	-	-	-	-	-	-	-	-	-	-	-	-	14,654	1.4		
6-0.L.M.	-	-	-	-	-	79	1,863	3,359	1,349	-	-	-	-	-	-	-	-	-	-	-	-	-	-	-	-	-	-	6,782	.7		
7-0.M.	-	-	2	-	339	55	3,930	2,814	436	-	-	-	-	-	-	-	-	-	-	-	-	-	-	-	-	-	-	7,376	.7		
Total	-	109	54	1,242	721	9,089	16,192	8,313	80	10	-	-	-	-	-	-	-	-	-	-	-	-	-	-	-	-	36,610	3.6			
Tinged:																															
3-0.M.	-	-	-	-	-	-	-	-	-	-	-	-	-	-	-	-	-	-	-	-	-	-	-	-	-	-	-	-	-	-	
4-0.M.	-	-	-	-	-	-	-	-	-	-	-	-	-	-	-	-	-	-	-	-	-	-	-	-	-	-	-	-	-	-	
5-M.	-	-	-	-	13	-	18	-	-	-	-	-	-	-	-	-	-	-	-	-	-	-	-	-	-	-	-	-	-	-	
6-0.L.M.	-	-	-	-	-	9	31	-	-	-	-	-	-	-	-	-	-	-	-	-	-	-	-	-	-	-	-	31	-		
7-0.M.	-	-	-	-	79	-	86	-	-	-	-	-	-	-	-	-	-	-	-	-	-	-	-	-	-	-	-	40	-		
Total	-	-	-	92	18	37	194	526	139	-	-	-	-	-	-	-	-	-	-	-	-	-	-	-	-	-	-	165	-		
Gray:																															
3-0.M.	-	-	-	-	-	-	-	-	-	-	-	-	-	-	-	-	-	-	-	-	-	-	-	-	-	-	-	-	-	-	
4-0.M.	-	-	9	9	9	46	57	18	-	-	-	-	-	-	-	-	-	-	-	-	-	-	-	-	-	-	-	148	-		
5-M.	-	-	-	9	9	28	124	435	112	-	-	-	-	-	-	-	-	-	-	-	-	-	-	-	-	-	-	708	.1		
6-0.L.M.	-	-	-	-	-	24	34	9	-	-	-	-	-	-	-	-	-	-	-	-	-	-	-	-	-	-	-	67	-		
Total	-	-	9	18	37	194	526	139	-	-	-	-	-	-	-	-	-	-	-	-	-	-	-	-	-	-	-	923	.1		
Below grade.	-	-	-	195	30	632	51	18	-	-	-	-	-	-	-	-	-	-	-	-	-	-	-	-	-	-	-	926	.1		
All grades	435	4,438	2,030	14,233	10,460	108,922	383,442	485,304	27,984	397	19	-	-	-	-	-	-	-	-	-	-	-	-	-	-	-	-	1,037,675	100.0		
All grades	*	0.4	.2	1.4	1.0	10.5	37.0	46.8	2.7	*	*	*	*	*	*	*	*	*	*	*	*	*	*	*	*	*	*	100.0			

1/ As reported by the Bureau of the Census, running bales.
 * Less than 0.05 percent.

Percentage rough preparation..... 1.2
 Grade index..... 96.5
 Average staple length..... 33.3

Table 13. -- Grade and staple of upland cotton ginned in Arkansas, 1955-56

Grade	13/16 inch and shorter		7/8 inch		29/32 inch		13/16 inch		31/32 inch		1 inch		1-1/32 inches		1-1/16 inches		1-3/32 inches		1-1/8 inches		1-5/32 inches		1-3/16 inches		1-7/32 inches		1-1/4 inches and longer		All staples						
	Bales	Percent	Bales	Percent	Bales	Percent	Bales	Percent	Bales	Percent	Bales	Percent	Bales	Percent	Bales	Percent	Bales	Percent	Bales	Percent	Bales	Percent	Bales	Percent	Bales	Percent	Bales	Percent	Bales	Percent					
Whites:																																			
3-0.N.	-		-		-		-		10		20		173		822		280		-		-		-		-		-		-		1,305	0.1			
4-8.N.	75	1.101	848	4.933	1,136	6.373	2,936	11.204	615	2.333	2,936	11.204	11,204	42.533	14,253	51.773	14,253	51.773	1,273	4.6	1,273	4.6	115	0.4	115	0.4	87	0.3	87	0.3	76,387	4.6			
5-N.	445	6.946	4,953	28.209	10,656	5.373	24,856	94.141	299,495	119,330	317	1.080	317	1.080	317	1.080	317	1.080	163	0.5	163	0.5	276	0.9	276	0.9	119	0.4	119	0.4	567,800	34.4			
6-8.L.M.	95	2.697	2,095	5.643	5,643	2.874	19,498	96.470	302,974	116,737	10,913	3.7	10,913	3.7	10,913	3.7	10,913	3.7	66	0.2	66	0.2	46	0.1	46	0.1	20	0.07	20	0.07	562,446	34.1			
7-5.L.M.	49	1.745	1,321	3.268	3,268	12,349	59,826	142,639	34,378	1,703	0.6	1,703	0.6	1,703	0.6	1,703	0.6	17	0.05	17	0.05	-		-		-		-		-		261,097	15.8		
8-8.0-0.	23	3.17	256	9.265	27,514	30,546	4,157	30,546	4,157	85	0.3	85	0.3	85	0.3	85	0.3	85	0.3	7	0.02	7	0.02	-		-		-		-		73,895	4.5		
9-8.0-0.	-		-		254	4.87	4,925	7,005	7,005	128	0.4	128	0.4	128	0.4	128	0.4	128	0.4	-		-		-		-		-		-		16,129	1.0		
Total	687	12.822	9,573	22.179	13,277	13,277	73,849	296,633	812,293	289,261	25,061	754	259	57	354	1,959,059	94.5																		
Spotted:																																			
3-0.M.	-		-		-		19	38	67	-	-	-	-	-	-	-	-	-	-	-	-	-	-	-	-	-	-	-	-	-	-	124	*		
4-8.M.	44	1.93	201	350	220	1,951	3,897	1,191	39	39	39	39	39	39	39	39	39	39	39	39	39	39	39	39	39	39	39	39	39	39	39	39	9,016	1.5	
5-M.	3	3.06	160	704	435	2,060	5,300	1,357	80	80	80	80	80	80	80	80	80	80	80	80	80	80	80	80	80	80	80	80	80	80	80	80	16,983	1.0	
6-8.L.M.	8	2.15	85	593	588	3,443	6,801	3,449	375	39	39	39	39	39	39	39	39	39	39	39	39	39	39	39	39	39	39	39	39	39	39	15,596	0.9		
7-5.M.	-		54	56	760	832	6,956	9,515	102	102	102	102	102	102	102	102	102	102	102	102	102	102	102	102	102	102	102	102	102	102	102	20,684	1.3		
Total	55	788	502	2,407	2,075	13,408	23,605	16,332	9,095	158	18	18	18	18	18	18	18	18	18	18	18	18	18	18	18	18	18	18	18	18	62,403	3.7			
Ginged:																																			
3-0.M.	-		-		-		-	-	-	-	-	-	-	-	-	-	-	-	-	-	-	-	-	-	-	-	-	-	-	-	-	-	-	-	
4-8.M.	-		-		-		-	-	-	-	-	-	-	-	-	-	-	-	-	-	-	-	-	-	-	-	-	-	-	-	-	-	-	-	
5-M.	-		19	19	7	56	7	203	45	45	45	45	45	45	45	45	45	45	45	45	45	45	45	45	45	45	45	45	45	45	45	45	45	45	45
6-8.L.M.	-		-		76	81	180	203	45	45	45	45	45	45	45	45	45	45	45	45	45	45	45	45	45	45	45	45	45	45	45	45	45	45	45
7-5.M.	-		-		-	19	74	45	45	45	45	45	45	45	45	45	45	45	45	45	45	45	45	45	45	45	45	45	45	45	45	45	45	45	45
Total	-		19	76	100	312	255	255	255	255	255	255	255	255	255	255	255	255	255	255	255	255	255	255	255	255	255	255	255	255	255	255	255	255	255
Gray:																																			
3-0.M.	-		-		-		-		-		-		-		-		-		-		-		-		-		-		-		-		-		
4-8.M.	-		9	9	154	787	2,142	548	19	19	19	19	19	19	19	19	19	19	19	19	19	19	19	19	19	19	19	19	19	19	19	19	19	19	19
5-M.	-		-		9	60	890	4,614	6,167	2,262	9	9	9	9	9	9	9	9	9	9	9	9	9	9	9	9	9	9	9	9	9	9	9	9	9
6-8.L.M.	-		15	10	27	81	1,797	3,428	1,318	262	9	9	9	9	9	9	9	9	9	9	9	9	9	9	9	9	9	9	9	9	9	9	9	9	9
Total	-		24	10	36	141	2,841	9,038	9,646	2,018	28	28	28	28	28	28	28	28	28	28	28	28	28	28	28	28	28	28	28	28	28	28	28	28	28
Below Grade:																																			
4-8.M.	-		43	371	434	2,802	1,953	268	9	9	9	9	9	9	9	9	9	9	9	9	9	9	9	9	9	9	9	9	9	9	9	9	9	9	9
All grades	742	13,687	10,104	25,069	16,027	93,212	333,084	838,559	294,334	25,247	754	286	57	354	1,651,496	100.0																			
All grades	*	0.8	.6	1.5	1.0	5.6	20.2	50.8	17.8	1.5	*	*	*	*	100.0																				

1/ As reported by the Bureau of the Census, running bales.
 * Less than 0.05 percent.
 Percentage rough preparation..... 0.9
 Grade index..... 93.5
 Average staple length..... 33.7

Table 16. -- Grade and staple of upland cotton ginned in Georgia, 1955-56

Grade	13/16 inch and shorter		7/8 inch		29/32 inch		15/16 inch		31/32 inch		1 inch		1-1/32 inches		1-1/16 inches		1-3/32 inches		1-1/8 inches		1-5/32 inches		1-3/16 inches		1-7/32 inches		1-1/4 inches and longer		All staples					
	Bales	Percent	Bales	Percent	Bales	Percent	Bales	Percent	Bales	Percent	Bales	Percent	Bales	Percent	Bales	Percent	Bales	Percent	Bales	Percent	Bales	Percent	Bales	Percent	Bales	Percent	Bales	Percent	Bales	Percent				
White:																																		
3-0.M.	-		-		-		-		-		-		-		-		-		-		-		-		-		-		-		-			
4-0.M.	7		7		10		10		152		152		108		72		72		1,064		1,064		25		25		16		16		180		5.5	
5-M.	82		186		105		440		917		14,670		106,926		122,025		142		10,703		5,596		87		87		15		15		36,373		37.0	
6-3.L.M.	101		478		104		694		1,656		25,820		134,516		93,076		142		5,596		5,596		87		10		10		10		252,144		37.8	
7-L.N.	15		57		52		316		1,253		17,203		44,662		16,546		8		429		429		8		10		10		10		80,871		11.6	
8-3.0.0.	9		37		4		25		807		4,471		3,403		566		7		7		7		-		10		10		10		9,649		1.4	
9-0.0.	10		100		10		227		155		593		145		16		16		16		16		-		-		-		-		1,247		1.2	
Total	224		925		293		2,409		5,020		66,070		307,110		249,296		262		17,959		17,959		262		20		20		47		649,535		93.5	
Spotted:																																		
3-0.M.	-		-		-		-		-		-		-		-		-		-		-		-		-		-		-		-		-	
4-0.M.	-		-		7		59		87		743		164		123		18		185		185		8		-		-		-		305		1.2	
5-M.	15		2		2		121		232		2,537		6,439		3,444		108		108		108		-		-		-		-		12,917		1.9	
6-3.L.M.	-		-		14		183		464		2,922		4,427		750		46		46		46		-		-		-		-		8,818		1.3	
7-L.N.	2		12		22		330		543		3,925		1,700		178		14		14		14		-		-		-		-		6,726		1.0	
Total	17		26		43		693		1,346		10,145		16,759		8,017		353		353		353		8		20		20		47		37,387		5.4	
Tinged:																																		
3-0.M.	-		-		-		-		-		-		-		-		-		-		-		-		-		-		-		-		-	
4-0.M.	-		-		-		-		-		-		-		-		-		-		-		-		-		-		-		-		-	
5-M.	-		-		-		-		-		-		-		-		-		-		-		-		-		-		-		-		-	
6-3.L.M.	-		-		-		54		-		53		9		27		-		-		-		-		-		-		-		27		27	
7-L.N.	-		-		-		18		-		9		-		-		-		-		-		-		-		-		-		116		116	
Total	-		-		-		72		-		61		9		27		-		-		-		-		-		-		-		26		26	
Gray:																																		
3-0.M.	-		-		-		15		-		43		-		15		-		-		-		-		-		-		-		-		-	
4-0.M.	-		-		16		92		203		744		606		161		-		-		-		-		-		-		-		73		73	
5-M.	-		-		-		75		157		768		1,409		305		-		-		-		-		-		-		-		1,912		1,912	
6-3.L.M.	-		-		-		9		9		28		64		44		-		-		-		-		-		-		-		2,774		2,774	
Total	-		-		16		191		369		1,963		2,229		325		-		-		-		-		-		-		-		4,913		4,913	
Below Grade:	57		73		28		445		476		1,231		70		18		-		-		-		-		-		-		-		2,398		2,398	
All grades	298		1,024		380		3,910		7,211		79,090		326,157		257,863		270		19,212		19,212		270		20		20		47		1/694,402		100.0	
All grades	•		0.1		.1		.5		1.0		11.4		47.0		37.1		2.6		2.6		2.6		•		•		•		•		100.0		100.0	

1/ As reported by the Bureau of the Census, running bales.

• Less than 0.05 percent.

Percentage rough preparation..... 2.6
 Grade index..... 95.0
 Average staple length..... 33.3

Table 17. -- Grade and staple of upland cotton ginned in Illinois, 1955-56

Grade	13/16 inch and shorter		7/8 inch		29/32 inch		19/16" inch		31/32 inch		1 inch		1-1/32 inches		1-1/16 inches		1-1/8 inches		1-5/32 inches		1-3/16 inches		1-7/32 inches		1-1/4 inches and longer		All staples		
	Bales	Percent	Bales	Percent	Bales	Percent	Bales	Percent	Bales	Percent	Bales	Percent	Bales	Percent	Bales	Percent	Bales	Percent	Bales	Percent	Bales	Percent	Bales	Percent	Bales	Percent	Bales	Percent	
White:																													
3-0.M.	-	-	-	-	-	-	-	-	-	-	-	-	-	-	-	-	-	-	-	-	-	-	-	-	-	-	-	-	-
4-S.M.	-	-	3	-	-	-	-	-	7	-	-	-	-	-	-	-	-	-	-	-	-	-	-	-	-	-	-	-	-
5-M.	-	-	-	-	3	12	-	-	116	317	79	6	-	-	-	-	-	-	-	-	-	-	-	-	-	-	13	0.7	
6-S.L.M.	-	-	-	-	-	-	2	19	107	396	79	15	-	-	-	-	-	-	-	-	-	-	-	-	-	-	557	30.8	
7-L.M.	-	-	-	-	-	-	3	-	7	10	6	-	-	-	-	-	-	-	-	-	-	-	-	-	-	-	618	34.1	
8-S.O.O.	-	-	-	-	-	-	2	2	10	22	-	-	-	-	-	-	-	-	-	-	-	-	-	-	-	-	26	1.4	
9-0.0.	-	-	2	-	2	-	-	-	-	-	-	-	-	-	-	-	-	-	-	-	-	-	-	-	-	36	2.0		
Total	-	-	5	3	19	6	58	264	722	198	21	-	-	-	-	-	-	-	-	-	-	-	-	-	-	-	1,256	69.3	
Spotted:																													
3-0.M.	-	-	-	-	-	-	-	-	-	-	-	-	-	-	-	-	-	-	-	-	-	-	-	-	-	-	-	-	-
4-S.M.	-	-	-	-	-	-	2	3	10	3	-	-	-	-	-	-	-	-	-	-	-	-	-	-	-	-	-	-	-
5-M.	-	-	-	-	5	6	18	118	69	22	-	-	-	-	-	-	-	-	-	-	-	-	-	-	-	-	18	1.0	
6-S.L.M.	-	-	2	-	21	4	31	6	59	22	-	-	-	-	-	-	-	-	-	-	-	-	-	-	-	-	240	13.3	
7-L.M.	-	-	2	-	22	62	73	58	3	-	-	-	-	-	-	-	-	-	-	-	-	-	-	-	-	-	68	3.8	
Total	-	-	4	4	31	76	124	200	82	25	-	-	-	-	-	-	-	-	-	-	-	-	-	-	-	-	220	12.2	
Tinged:																													
3-0.M.	-	-	-	-	-	-	-	-	-	-	-	-	-	-	-	-	-	-	-	-	-	-	-	-	-	-	-	-	-
4-S.M.	-	-	-	-	-	-	-	-	-	-	-	-	-	-	-	-	-	-	-	-	-	-	-	-	-	-	-	-	-
5-M.	-	-	-	-	-	-	-	-	-	-	-	-	-	-	-	-	-	-	-	-	-	-	-	-	-	-	-	-	-
6-S.L.M.	-	-	-	-	-	-	4	-	-	-	-	-	-	-	-	-	-	-	-	-	-	-	-	-	-	-	-	-	-
7-L.M.	-	-	-	-	-	-	-	-	-	-	-	-	-	-	-	-	-	-	-	-	-	-	-	-	-	-	-	-	-
Total	-	-	-	-	-	-	4	-	-	-	-	-	-	-	-	-	-	-	-	-	-	-	-	-	-	-	4	-	.2
Below grade																													
-	-	-	-	2	2	-	-	-	-	-	-	-	-	-	-	-	-	-	-	-	-	-	-	-	-	-	4	-	.2
All grades	-	-	9	7	52	84	186	464	804	183	21	-	-	-	-	-	-	-	-	-	-	-	-	-	-	-	1/1,810	100.0	
All grades	-	-	0.5	.4	2.9	4.6	10.3	25.6	44.4	10.1	1.2	-	-	-	-	-	-	-	-	-	-	-	-	-	-	-	100.0	-	

1/ As reported by the Bureau of the Census, running bales.
 • Less than 0.05 percent.

Percentage rough preparation..... 0.3
 Grade index..... 92.4
 Average staple length..... 33.4

Table 18. -- Grade and staple of upland cotton ginned in Kentucky, 1955-56

Grade	13/16 inch and shorter		7/8 inch		29/32 inch		15/16 inch		31/32 inch		1 inch		1-1/32 inches		1-1/16 inches		1-3/32 inches		1-1/8 inches		1-5/32 inches		1-3/16 inches		1-7/32 inches		1-1/4 inches and longer		All staples													
	Bales	Percent	Bales	Percent	Bales	Percent	Bales	Percent	Bales	Percent	Bales	Percent	Bales	Percent	Bales	Percent	Bales	Percent	Bales	Percent	Bales	Percent	Bales	Percent	Bales	Percent	Bales	Percent	Bales	Percent												
White:																																										
3-0.M.	-	-	-	-	-	-	-	-	-	-	-	-	-	-	-	-	-	-	-	-	-	-	-	-	-	-	-	-	-	-	-	-	-									
4-5.M.	-	-	-	-	3	3	7	7	3	3	17	17	53	53	244	244	271	271	87	87	-	-	-	-	-	-	-	-	-	-	-	-	-									
5-M.	-	-	8	8	-	-	11	11	6	6	20	20	209	209	1,220	1,220	1,320	1,320	353	353	25	25	-	-	-	-	-	-	-	-	-	-	-	-								
6-5.L.M.	-	-	-	-	-	-	3	3	5	5	5	5	98	98	773	773	771	771	215	215	8	8	-	-	-	-	-	-	-	-	-	-	-	-								
7-L.M.	-	-	-	-	-	-	-	-	3	3	23	23	118	118	275	275	76	76	3	3	-	-	-	-	-	-	-	-	-	-	-	-	-	-	-							
8-5.0.	-	-	-	-	-	-	-	-	-	-	17	17	80	80	110	110	9	9	2	2	-	-	-	-	-	-	-	-	-	-	-	-	-	-	-							
9-0.0.	-	-	-	-	-	-	-	-	-	-	14	14	45	45	34	34	-	-	-	-	-	-	-	-	-	-	-	-	-	-	-	-	-	-	-							
Total	-	-	8	8	3	3	21	21	17	17	96	96	603	603	2,664	2,664	2,447	2,447	660	660	39	39	-	-	-	-	-	-	-	-	-	-	-	-	-	-	6,598	85.9				
Spotted:																																										
3-0.M.	-	-	-	-	-	-	-	-	-	-	-	-	-	-	-	-	-	-	-	-	-	-	-	-	-	-	-	-	-	-	-	-	-	-	-	-	-	-				
4-5.M.	-	-	-	-	-	-	-	-	-	-	-	-	-	-	-	-	-	-	-	-	-	-	-	-	-	-	-	-	-	-	-	-	-	-	-	-	-	-				
5-M.	-	-	-	-	-	-	-	-	-	-	5	5	16	16	46	46	7	7	-	-	-	-	-	-	-	-	-	-	-	-	-	-	-	-	-	-	-	-	-			
6-5.L.M.	-	-	2	2	-	-	7	7	-	-	31	31	49	49	62	62	7	7	-	-	-	-	-	-	-	-	-	-	-	-	-	-	-	-	-	-	-	-	-			
7-L.M.	-	-	-	-	-	-	16	16	36	36	172	172	226	226	146	146	12	12	-	-	-	-	-	-	-	-	-	-	-	-	-	-	-	-	-	-	-	-	-			
Total	-	-	2	2	-	-	23	23	36	36	208	208	291	291	263	263	26	26	-	-	-	-	-	-	-	-	-	-	-	-	-	-	-	-	-	-	-	-	-	851	11.2	
Tinged:																																										
3-0.M.	-	-	-	-	-	-	-	-	-	-	-	-	-	-	-	-	-	-	-	-	-	-	-	-	-	-	-	-	-	-	-	-	-	-	-	-	-	-	-	-		
4-5.M.	-	-	-	-	-	-	-	-	-	-	-	-	-	-	-	-	-	-	-	-	-	-	-	-	-	-	-	-	-	-	-	-	-	-	-	-	-	-	-	-		
5-M.	-	-	-	-	-	-	-	-	-	-	-	-	-	-	-	-	-	-	-	-	-	-	-	-	-	-	-	-	-	-	-	-	-	-	-	-	-	-	-	-		
6-5.L.M.	-	-	-	-	-	-	5	5	2	2	11	11	-	-	2	2	-	-	-	-	-	-	-	-	-	-	-	-	-	-	-	-	-	-	-	-	-	-	-	-	-	
7-L.M.	-	-	-	-	-	-	2	2	35	35	26	26	9	9	-	-	-	-	-	-	-	-	-	-	-	-	-	-	-	-	-	-	-	-	-	-	-	-	-	-	-	
Total	-	-	-	-	-	-	7	7	37	37	37	37	9	9	2	2	-	-	-	-	-	-	-	-	-	-	-	-	-	-	-	-	-	-	-	-	-	-	-	-	-	-
Grey:																																										
3-0.M.	-	-	-	-	-	-	-	-	-	-	-	-	-	-	-	-	-	-	-	-	-	-	-	-	-	-	-	-	-	-	-	-	-	-	-	-	-	-	-	-	-	
4-5.M.	-	-	-	-	-	-	-	-	-	-	-	-	-	-	-	-	-	-	-	-	-	-	-	-	-	-	-	-	-	-	-	-	-	-	-	-	-	-	-	-	-	
5-M.	-	-	-	-	-	-	-	-	-	-	2	2	-	-	2	2	-	-	-	-	-	-	-	-	-	-	-	-	-	-	-	-	-	-	-	-	-	-	-	-	-	
6-5.L.M.	-	-	-	-	-	-	-	-	-	-	7	7	-	-	-	-	-	-	-	-	-	-	-	-	-	-	-	-	-	-	-	-	-	-	-	-	-	-	-	-	-	
Total	-	-	-	-	-	-	-	-	-	-	9	9	-	-	2	2	-	-	-	-	-	-	-	-	-	-	-	-	-	-	-	-	-	-	-	-	-	-	-	-	-	-
Below Grade	-	-	-	-	-	-	9	9	41	41	40	40	21	21	-	-	-	-	-	-	-	-	-	-	-	-	-	-	-	-	-	-	-	-	-	-	-	-	-	-	-	-
All grades	2	10	3	60	131	390	924	2,931	2,473	660	39	2,473	38.5	32.5	6.7	39	100.0	100.0	100.0	100.0	100.0	100.0	100.0	100.0	100.0	100.0	100.0	100.0	100.0	100.0	100.0	100.0	100.0	100.0	100.0	100.0	100.0	100.0	100.0	100.0	100.0	
All grades	0.1	0.1	0.1	0.8	1.7	5.1	12.1	38.5	32.5	6.7	0.5	32.5	38.5	32.5	6.7	0.5	100.0	100.0	100.0	100.0	100.0	100.0	100.0	100.0	100.0	100.0	100.0	100.0	100.0	100.0	100.0	100.0	100.0	100.0	100.0	100.0	100.0	100.0	100.0	100.0	100.0	

1/ As reported by the Bureau of the Census, running bales.
 * Less than 0.05 percent.

Percentage rough preparation.... 0.2
 Grade index..... 93.4
 Average staple length..... 34.2

Table 19. -- Grade and staple of upland cotton ginned in Louisiana, 1955-56

Grade	13/16 inch and shorter		7/8 inch		29/32 inch		15/16 inch		31/32 inch		1 inch		1-1/32 inches		1-1/16 inches		1-3/32 inches		1-1/8 inches		1-5/32 inches		1-3/16 inches		1-7/32 inches		1-1/4 inches and longer		All staples					
	Bales	Percent	Bales	Percent	Bales	Percent	Bales	Percent	Bales	Percent	Bales	Percent	Bales	Percent	Bales	Percent	Bales	Percent	Bales	Percent	Bales	Percent	Bales	Percent	Bales	Percent	Bales	Percent	Bales	Percent				
White:																																		
3-0.N.	-	-	-	-	20	2.0	66	6.6	-	-	12	1.2	62	6.2	47	4.7	-	-	-	-	-	-	-	-	-	-	-	-	121	12.1				
4-0.N.	-	-	-	-	20	2.0	39	3.9	397	39.7	2,895	28.95	2,674	26.74	9,667	96.67	2,922	29.22	72	0.72	-	-	-	-	-	-	-	15,715	157.15	2.7				
5-N.	-	-	173	17.3	67	6.7	350	35.0	307	30.7	2,895	28.95	30,124	301.24	104,375	1,043.75	19,912	199.12	35	0.35	-	-	-	-	-	-	199,070	1,990.70	27.8					
6-0.L.N.	-	-	209	20.9	71	7.1	367	36.7	298	29.8	5,736	57.36	54,531	545.31	134,343	1,343.43	11,968	119.68	327	3.27	-	-	-	-	-	-	207,650	2,076.50	36.5					
7-L.N.	-	-	2	0.2	19	1.9	67	6.7	92	9.2	2,805	28.05	30,610	306.10	79,547	795.47	8,392	83.92	46	0.46	-	-	-	-	-	-	121,280	1,212.80	21.2					
8-0.G.O.	-	-	-	-	-	-	2	0.2	73	7.3	387	3.87	5,129	51.29	10,725	107.25	695	6.95	-	-	-	-	-	-	-	-	17,211	172.11	3.0					
9-0.O.	-	-	-	-	-	-	-	-	-	-	152	1.52	1,245	12.45	779	7.79	-	-	-	-	-	-	-	-	-	-	2,213	22.13	4					
Total	384	38.4	197	19.7	852	85.2	899	89.9	11,942	119.42	124,375	1,243.75	339,483	3,394.83	44,126	441.26	1,167	11.67	35	0.35	-	-	-	-	-	-	523,460	5,234.60	91.6					
Spotted:																																		
3-0.N.	-	-	-	-	-	-	-	-	-	-	-	-	-	-	-	-	-	-	-	-	-	-	-	-	-	-	-	-	-	-	-	-		
4-0.N.	-	-	28	2.8	16	1.6	17	1.7	106	10.6	1,171	11.71	2,445	24.45	365	3.65	-	-	-	-	-	-	-	-	-	-	-	4,148	41.48	7				
5-N.	-	-	50	5.0	136	13.6	9	0.9	1,258	12.58	7,726	77.26	9,562	95.62	368	3.68	-	-	-	-	-	-	-	-	-	-	19,149	191.49	3.3					
6-0.L.N.	-	-	10	1.0	12	1.2	9	0.9	837	8.37	6,033	60.33	8,375	83.75	203	2.03	-	-	-	-	-	-	-	-	-	-	15,539	155.39	2.7					
7-L.N.	-	-	35	3.5	-	-	7	0.7	637	6.37	3,313	33.13	3,141	31.41	220	2.20	-	-	-	-	-	-	-	-	-	-	7,411	74.11	1.3					
Total	10	1.0	131	13.1	16	1.6	42	4.2	2,938	29.38	18,250	182.50	23,523	235.23	1,236	12.36	-	-	-	-	-	-	-	-	-	-	46,254	462.54	8.0					
Tinged:																																		
3-0.N.	-	-	-	-	-	-	-	-	-	-	-	-	-	-	-	-	-	-	-	-	-	-	-	-	-	-	-	-	-	-	-	-	-	
4-0.N.	-	-	-	-	-	-	-	-	-	-	-	-	-	-	-	-	-	-	-	-	-	-	-	-	-	-	-	-	-	-	-	-	-	
5-N.	-	-	-	-	-	-	-	-	-	-	-	-	-	-	-	-	-	-	-	-	-	-	-	-	-	-	-	-	-	-	-	-	-	-
6-0.L.N.	-	-	-	-	-	-	-	-	-	-	-	-	-	-	-	-	-	-	-	-	-	-	-	-	-	-	-	-	-	-	-	-	-	-
7-L.N.	-	-	-	-	-	-	-	-	-	-	-	-	-	-	-	-	-	-	-	-	-	-	-	-	-	-	-	-	-	-	-	-	-	-
Total	-	-	-	-	-	-	-	-	-	-	-	-	-	-	-	-	-	-	-	-	-	-	-	-	-	-	-	-	-	-	-	-	-	-
Gray:																																		
3-0.N.	-	-	-	-	-	-	-	-	-	-	-	-	-	-	-	-	-	-	-	-	-	-	-	-	-	-	-	-	-	-	-	-	-	-
4-0.N.	-	-	-	-	-	-	-	-	-	-	-	-	-	-	-	-	-	-	-	-	-	-	-	-	-	-	-	-	-	-	-	-	-	-
5-N.	-	-	-	-	-	-	-	-	-	-	-	-	-	-	-	-	-	-	-	-	-	-	-	-	-	-	-	-	-	-	-	-	-	-
6-0.L.N.	-	-	-	-	-	-	-	-	-	-	-	-	-	-	-	-	-	-	-	-	-	-	-	-	-	-	-	-	-	-	-	-	-	-
7-L.N.	-	-	-	-	-	-	-	-	-	-	-	-	-	-	-	-	-	-	-	-	-	-	-	-	-	-	-	-	-	-	-	-	-	-
Total	-	-	-	-	-	-	-	-	-	-	-	-	-	-	-	-	-	-	-	-	-	-	-	-	-	-	-	-	-	-	-	-	-	-
Below Grade	-	-	-	-	-	-	-	-	-	-	-	-	-	-	-	-	-	-	-	-	-	-	-	-	-	-	-	-	-	-	-	-	-	-
All grades	10	1.0	535	53.5	213	21.3	1,083	108.3	14,008	140.08	143,546	1,435.46	363,912	3,639.12	45,331	453.31	1,167	11.67	35	0.35	-	-	-	-	-	-	-	1/571,900	5.719	100.0				
All grades	0.1	0.1	0.1	0.1	0.2	0.2	0.2	2.6	25.1	63.6	8.0	0.2	0.2	0.2	0.2	0.2	0.2	0.2	0.2	0.2	0.2	0.2	0.2	0.2	0.2	0.2	0.2	0.2	0.2	0.2	0.2	0.2	0.2	0.2

1/ As reported by the Bureau of the Census, running bales.
 * Less than 0.05 percent.
 Percentage rough preparation..... 1.7
 Grade index..... 92.8
 Average staple length..... 33.8

Table 20. -- Grade and staple of upland cotton ginned in Mississippi, 1925-26

Grade	1 3/16 inch and shorter	7/8 inch	29/32 inch	15/16 inch	31/32 inch	1 inch	1-1/32 inches	1-1/16 inches	1-3/32 inches	1-1/8 inches	1-5/32 inches	1-3/16 inches	1-7/32 inches	1-1/4 inches and longer	All staples	
	Bales	Bales	Bales	Bales	Bales	Bales	Bales	Bales	Bales	Bales	Bales	Bales	Bales	Bales	Bales	Percent
White:																
3-0.N.	-	-	-	-	-	29	97	378	234	33	-	-	-	-	771	*
4-3.N.	-	35	65	251	126	1,082	9,553	55,455	42,514	8,825	727	39	18	134	118,624	6.0
5-N.	-	249	210	1,161	1,265	9,718	78,897	343,495	220,223	30,315	3,467	288	45	1,070	690,031	34.6
6-3.L.N.	-	-	95	1,180	1,352	13,896	101,241	385,339	168,454	16,598	1,344	242	39	382	690,386	34.6
7-L.N.	-	17	46	372	630	5,133	45,307	240,522	62,878	3,512	115	54	19	116	598,721	18.0
8-3.0.0.	-	-	-	68	217	1,893	15,061	36,743	4,954	270	20	19	-	5	59,250	3.0
9-0.0.	-	-	10	68	88	1,143	5,333	4,009	273	10	-	-	-	-	10,934	.5
Total	8	463	426	3,120	3,678	32,856	255,499	1,065,941	499,530	59,863	5,673	642	121	1,707	1,929,517	96.7
Spotted:																
3-0.N.	-	-	-	-	-	-	-	29	11	-	-	-	-	-	40	*
4-3.N.	-	28	26	93	126	878	4,101	5,787	1,088	103	9	-	-	10	12,268	.6
5-N.	-	18	8	139	156	1,540	6,309	11,537	2,058	131	-	-	-	-	21,896	1.1
6-3.L.N.	-	-	9	61	170	835	3,919	6,812	933	55	-	-	-	-	12,804	.6
7-L.N.	-	-	-	22	168	1,030	2,665	2,212	184	11	-	20	11	-	6,323	.3
Total	9	55	44	315	620	4,283	16,994	26,377	4,274	300	9	20	11	10	53,321	2.6
Tinged:																
3-0.N.	-	-	-	-	-	-	-	-	-	-	-	-	-	-	-	*
4-3.N.	-	-	-	-	-	-	26	-	-	-	-	-	-	-	26	*
5-N.	-	-	-	-	-	10	-	9	-	-	-	-	-	-	19	*
6-3.L.N.	-	-	-	-	-	-	19	-	-	-	-	-	-	-	19	*
7-L.N.	-	-	-	-	-	9	10	-	-	-	-	-	-	-	19	*
Total	-	-	-	-	-	19	57	9	-	-	-	-	-	-	85	*
Gray:																
3-0.N.	-	-	-	-	-	-	10	41	32	-	-	-	-	-	83	*
4-3.N.	-	-	-	11	-	40	305	1,325	164	21	-	-	-	-	1,866	.1
5-N.	-	-	-	8	59	232	1,239	3,229	709	-	-	-	-	-	5,496	.3
6-3.L.N.	-	-	-	10	108	242	1,271	1,979	69	-	-	-	-	-	3,679	.2
Total	-	-	-	29	167	534	2,825	6,574	974	21	-	-	-	-	11,124	.6
Below Grade.	-	4	-	64	49	438	1,628	232	21	6	-	-	-	-	2,442	.1
All grades	17	522	470	3,528	4,534	38,130	276,993	1,099,133	504,799	60,190	5,682	662	132	1,717	1,996,489	100.0
All grades	Percent	Percent	Percent	Percent	Percent	Percent	Percent	Percent	Percent	Percent	Percent	Percent	Percent	Percent	Percent	Percent
	.1	.2	.2	0.2	.2	1.9	13.9	55.1	25.3	3.0	.3	*	*	.1	100.0	

1/ As reported by the Bureau of the Census, running bales.

* Less than 0.05 percent.

Percentage rough preparation..... 1.2
 Grade index..... 94.2
 Average staple length..... 34.1

Table 22. -- Grade and staple of upland cotton ginned in New Mexico, 1955-56

Grade	13/16 inch and shorter		7/8 inch		29/32 inch		15/16 inch		31/32 inch		1 inch		1-1/32 inches		1-1/16 inches		1-3/32 inches		1-1/8 inches		1-5/32 inches		1-3/16 inches		1-7/32 inches		1-1/4 inches and longer		All staples					
	Bales	Percent	Bales	Percent	Bales	Percent	Bales	Percent	Bales	Percent	Bales	Percent	Bales	Percent	Bales	Percent	Bales	Percent	Bales	Percent	Bales	Percent	Bales	Percent	Bales	Percent	Bales	Percent	Bales	Percent				
White:																																		
3-0.M.	-	-	-	-	-	-	-	-	-	1	1	2	21	299	3,049	2,187	47	-	-	-	-	-	-	-	-	-	-	-	-	5,607	2.3			
4-3.N.	7	49	113	275	325	195	381	1,714	7,783	35,046	18,501	579	320	152	65,470	26.8	-	-	-	-	-	-	-	-	-	-	-	-	-	-				
5-M.	13	279	607	1,712	2,377	1,574	6,647	14,250	36,435	9,677	445	264	155	79,964	32.8	-	-	-	-	-	-	-	-	-	-	-	-	-	-	-				
6-3.L.M.	109	827	750	2,224	3,526	2,815	3,008	6,403	5,902	9,989	2,304	62	7	37,811	15.5	-	-	-	-	-	-	-	-	-	-	-	-	-	-	-				
7-L.M.	175	607	152	726	852	1,537	1,266	1,537	1,002	531	94	-	-	7,019	3.1	-	-	-	-	-	-	-	-	-	-	-	-	-	-	-				
8-3.L.O.	99	255	7	369	11	433	101	209	13	3	-	-	-	-	-	-	-	-	-	-	-	-	-	-	-	-	-	-	-	-				
9-0.O.	28	130	-	194	-	144	-	-	-	-	-	-	-	-	-	-	-	-	-	-	-	-	-	-	-	-	-	-	-	-				
Total	431	2,147	1,609	5,520	7,844	6,828	6,884	16,542	28,976	87,063	32,696	1,133	591	312	198,576	81.3	-	-	-	-	-	-	-	-	-	-	-	-	-	-				
Spotted:																																		
3-0.M.	-	3	-	6	1	-	-	32	46	66	10	-	-	-	164	.1	-	-	-	-	-	-	-	-	-	-	-	-	-	-	-			
4-3.N.	114	287	282	516	187	237	717	1,141	1,007	796	105	14	31	5,437	2.2	-	-	-	-	-	-	-	-	-	-	-	-	-	-	-	-			
5-M.	2,957	2,838	1,564	2,995	696	1,995	1,344	1,628	771	339	30	42	17	16,449	6.7	-	-	-	-	-	-	-	-	-	-	-	-	-	-	-	-			
6-3.L.M.	2,192	3,412	984	4,333	175	1,094	541	686	149	54	4	-	-	14,124	5.8	-	-	-	-	-	-	-	-	-	-	-	-	-	-	-	-			
7-L.M.	811	2,876	33	2,425	10	310	28	29	5	-	-	-	-	6,536	2.7	-	-	-	-	-	-	-	-	-	-	-	-	-	-	-	-			
Total	5,674	9,416	2,483	10,275	1,069	4,145	2,630	3,516	1,978	1,255	149	27	73	20	42,710	17.5	-	-	-	-	-	-	-	-	-	-	-	-	-	-	-	-		
Tinged:																																		
3-0.M.	-	16	-	5	1	-	-	-	2	-	-	-	-	-	-	-	-	-	-	-	-	-	-	-	-	-	-	-	-	-	-	-		
4-3.N.	61	60	3	109	6	12	5	6	1	-	-	-	-	-	257	.1	-	-	-	-	-	-	-	-	-	-	-	-	-	-	-	-		
5-M.	70	141	2	93	15	15	-	3	-	-	-	-	-	325	.1	-	-	-	-	-	-	-	-	-	-	-	-	-	-	-	-	-		
6-3.L.M.	-	-	-	-	-	-	-	-	-	-	-	-	-	-	-	-	-	-	-	-	-	-	-	-	-	-	-	-	-	-	-	-		
7-L.M.	31	112	-	19	1	1	-	-	-	-	-	-	-	-	163	.1	-	-	-	-	-	-	-	-	-	-	-	-	-	-	-	-		
Total	178	321	5	226	33	6	11	1	1	1	1	1	1	1	782	.3	-	-	-	-	-	-	-	-	-	-	-	-	-	-	-	-	-	
Yellow Stained:																																		
3-0.M.	-	-	-	-	-	-	-	-	-	-	-	-	-	-	-	-	-	-	-	-	-	-	-	-	-	-	-	-	-	-	-	-	-	
4-3.N.	-	-	-	-	-	-	-	-	-	-	-	-	-	-	-	-	-	-	-	-	-	-	-	-	-	-	-	-	-	-	-	-	-	
5-M.	-	-	-	-	-	-	-	-	-	-	-	-	-	-	-	-	-	-	-	-	-	-	-	-	-	-	-	-	-	-	-	-	-	
6-3.L.M.	-	-	-	-	-	-	-	-	-	-	-	-	-	-	-	-	-	-	-	-	-	-	-	-	-	-	-	-	-	-	-	-	-	
7-L.M.	-	-	-	-	-	-	-	-	-	-	-	-	-	-	-	-	-	-	-	-	-	-	-	-	-	-	-	-	-	-	-	-	-	
Total	6	6	6	6	6	6	6	6	6	6	6	6	6	6	6	6	6	6	6	6	6	6	6	6	6	6	6	6	6	6	6	6	6	6
Gray:																																		
3-0.M.	-	-	-	-	-	-	-	-	-	-	-	-	-	-	-	-	-	-	-	-	-	-	-	-	-	-	-	-	-	-	-	-	-	-
4-3.N.	1	2	6	40	33	29	7	20	7	3	1	-	-	-	2	-	-	-	-	-	-	-	-	-	-	-	-	-	-	-	-	-	-	-
5-M.	31	44	10	45	29	37	57	111	9	14	1	-	-	-	149	.1	-	-	-	-	-	-	-	-	-	-	-	-	-	-	-	-	-	-
6-3.L.M.	2	4	4	-	1	3	2	1	-	-	-	-	-	-	388	.2	-	-	-	-	-	-	-	-	-	-	-	-	-	-	-	-	-	-
Total	34	50	20	85	63	69	66	132	16	19	2	2	2	2	556	.3	-	-	-	-	-	-	-	-	-	-	-	-	-	-	-	-	-	-
Below Grade	151	767	2	240	-	95	1	7	-	1	-	-	-	-	1,224	.5	-	-	-	-	-	-	-	-	-	-	-	-	-	-	-	-	-	-
All grades	6,474	12,701	4,119	16,346	8,976	11,130	9,587	20,268	30,971	88,338	32,948	1,160	664	332	243,654	100.0	-	-	-	-	-	-	-	-	-	-	-	-	-	-	-	-	-	-
All grades	2.7	5.2	1.7	6.7	3.7	4.6	3.0	8.3	12.7	36.1	13.5	.5	.3	.1	100.0	Percentage rough preparation	0.4	Grade index	97.1	Average staple length	34.2	Percentage rough preparation	0.4	Grade index	97.1	Average staple length	34.2	Percentage rough preparation	0.4	Grade index	97.1	Average staple length	34.2	

1/ As reported by the Bureau of the Census, running bales.

* Less than 0.05 percent.

Table 23. -- Grade and staple of upland cotton ginned in North Carolina, 1955-56

Grade	13/16 inch and shorter		7/8 inch		29/32 inch		15/16 inch		31/32 inch		1 inch		1-1/32 inches		1-1/16 inches		1-3/32 inches		1-5/32 inches		1-3/16 inches		1-7/32 inches		1-1/4 inches and longer		All staples			
	Bales	Percent	Bales	Percent	Bales	Percent	Bales	Percent	Bales	Percent	Bales	Percent	Bales	Percent	Bales	Percent	Bales	Percent	Bales	Percent	Bales	Percent	Bales	Percent	Bales	Percent	Bales	Percent		
White:																														
3-0.N.	-	-	-	-	-	-	-	-	-	-	-	-	-	-	-	-	-	-	-	-	-	-	-	-	-	-	-	-	-	
4-3.N.	-	-	-	-	-	-	-	-	-	-	-	-	-	-	-	-	-	-	-	-	-	-	-	-	-	-	-	-	-	
5-N.	-	-	-	-	-	-	-	-	-	-	-	-	-	-	-	-	-	-	-	-	-	-	-	-	-	-	-	-	-	
6-3.L.N.	-	-	-	-	-	-	-	-	-	-	-	-	-	-	-	-	-	-	-	-	-	-	-	-	-	-	-	-	-	
7-L.N.	-	-	-	-	-	-	-	-	-	-	-	-	-	-	-	-	-	-	-	-	-	-	-	-	-	-	-	-	-	
8-3.0.0.	24	656	122	3,019	41	998	31	7,819	24,918	6,421	16,622	4,356	11,219	7,361	18,919	2,791	7,191	105	2,736	28	726	39	1,016	9	2,386	148,979	41.4			
9-0.0.	56	1,411	31	2,748	31	2,748	31	2,748	1,648	1,811	1,811	293	756	293	756	7	18	-	-	-	-	-	-	-	-	30,439	6.5			
Total	80	1,808	202	6,884	9,513	56,807	189,711	57,600	5,829	688	28	39	9	14,990	91.2	329,198	91.2	-	-	-	-	-	-	-	-	-	-	-		
Spotted:																														
3-0.N.	-	-	-	-	-	-	-	-	-	-	-	-	-	-	-	-	-	-	-	-	-	-	-	-	-	-	-	-	-	
4-3.N.	-	-	-	-	-	-	-	-	-	-	-	-	-	-	-	-	-	-	-	-	-	-	-	-	-	-	-	-	-	
5-N.	-	-	-	-	-	-	-	-	-	-	-	-	-	-	-	-	-	-	-	-	-	-	-	-	-	-	-	-	-	
6-3.L.N.	-	-	-	-	-	-	-	-	-	-	-	-	-	-	-	-	-	-	-	-	-	-	-	-	-	-	-	-	-	
7-L.N.	-	-	-	-	-	-	-	-	-	-	-	-	-	-	-	-	-	-	-	-	-	-	-	-	-	-	-	-	-	
Total	-	-	-	-	-	-	-	-	-	-	-	-	-	-	-	-	-	-	-	-	-	-	-	-	-	-	-	-	-	-
Tinged:																														
3-0.N.	-	-	-	-	-	-	-	-	-	-	-	-	-	-	-	-	-	-	-	-	-	-	-	-	-	-	-	-	-	
4-3.N.	-	-	-	-	-	-	-	-	-	-	-	-	-	-	-	-	-	-	-	-	-	-	-	-	-	-	-	-	-	
5-N.	-	-	-	-	-	-	-	-	-	-	-	-	-	-	-	-	-	-	-	-	-	-	-	-	-	-	-	-	-	
6-3.L.N.	-	-	-	-	-	-	-	-	-	-	-	-	-	-	-	-	-	-	-	-	-	-	-	-	-	-	-	-	-	
7-L.N.	-	-	-	-	-	-	-	-	-	-	-	-	-	-	-	-	-	-	-	-	-	-	-	-	-	-	-	-	-	
Total	-	-	-	-	-	-	-	-	-	-	-	-	-	-	-	-	-	-	-	-	-	-	-	-	-	-	-	-	-	-
Gray:																														
3-0.N.	-	-	-	-	-	-	-	-	-	-	-	-	-	-	-	-	-	-	-	-	-	-	-	-	-	-	-	-	-	
4-3.N.	-	-	-	-	-	-	-	-	-	-	-	-	-	-	-	-	-	-	-	-	-	-	-	-	-	-	-	-	-	
5-N.	-	-	-	-	-	-	-	-	-	-	-	-	-	-	-	-	-	-	-	-	-	-	-	-	-	-	-	-	-	
6-3.L.N.	-	-	-	-	-	-	-	-	-	-	-	-	-	-	-	-	-	-	-	-	-	-	-	-	-	-	-	-	-	
Total	-	-	-	-	-	-	-	-	-	-	-	-	-	-	-	-	-	-	-	-	-	-	-	-	-	-	-	-	-	-
Below Grade	95	500	15	806	61	138	9	-	-	-	-	-	-	-	-	-	-	-	-	-	-	-	-	-	-	-	-	-	-	
All grades	175	2,504	273	8,987	11,857	65,547	203,335	60,512	5,904	688	28	39	9	15,038	4.1	329,198	91.2	-	-	-	-	-	-	-	-	-	-	-	-	
All grades	Percent	Percent	Percent	Percent	Percent	Percent	Percent	Percent	Percent	Percent	Percent	Percent	Percent	Percent	Percent	Percent	Percent	Percent	Percent	Percent	Percent	Percent	Percent	Percent	Percent	Percent	Percent	Percent	Percent	Percent
	0.7	0.7	.1	2.5	3.3	18.2	56.5	16.8	1.6	.2	*	*	*	*	*	*	*	*	*	*	*	*	*	*	*	*	*	*	*	*

As reported by the Bureau of the Census, running bales.
 * Less than 0.05 percent.
 Percentage rough preparation..... 1.8
 Grade index..... 89.4
 Average staple length..... 32.8

Table 24. -- Grade and staple of upland cotton ginned in Oklahoma, 1955-56

Grade	13/16 inch and shorter	7/8 inch	29/32 inch	15/16 inch	31/32 inch	1 inch	1-1/32 inches	1-1/16 inches	1-3/32 inches	1-1/8 inches	1-5/32 inches	1-3/16 inches	1-7/32 inches	1-1/4 inches and longer	All staples	
	Bales	Bales	Bales	Bales	Bales	Bales	Bales	Bales	Bales	Bales	Bales	Bales	Bales	Bales	Bales	Percent
White:																
3-0.M.	20	999	755	890	399	491	338	62	10	-	-	-	-	-	20	*
4-S.M.	1,274	5,439	5,269	6,852	4,339	4,026	2,324	1,209	364	85	10	29	-	-	4,169	0.9
5-M.	3,089	17,849	17,555	19,491	10,379	9,435	6,547	3,164	805	261	31	-	-	-	31,420	7.0
6-S.L.M.	2,914	14,605	16,324	19,295	8,941	6,748	3,585	1,556	194	53	-	-	-	-	88,605	19.8
7-L.M.	685	2,477	2,001	2,268	1,394	735	403	109	-	-	-	-	-	-	74,215	16.6
8-S.O.	53	99	96	109	73	31	27	-	-	-	-	-	-	-	10,072	2.2
9-G.O.	-	-	-	-	-	-	-	-	-	-	-	-	-	-	488	.1
Total	8,240	41,467	42,020	48,905	25,525	21,456	13,424	6,100	1,373	399	41	-	29	-	208,989	46.6
Spotted:																
3-0.M.	16	30	29	40	8	31	10	-	-	-	-	-	-	-	164	*
4-S.M.	1,440	4,433	4,594	4,665	1,441	873	294	60	33	-	-	-	-	-	17,853	4.0
5-M.	12,381	35,004	27,921	22,879	6,310	3,122	1,222	302	40	26	-	-	-	-	109,211	24.4
6-S.L.M.	15,701	30,083	18,410	12,805	4,227	1,838	481	154	10	-	-	-	-	-	83,709	18.7
7-L.M.	2,898	4,246	1,955	1,136	336	249	30	7	-	-	-	-	-	-	10,817	2.4
Total	32,396	73,796	52,909	41,545	12,322	6,117	2,037	523	83	26	-	-	-	-	221,754	49.5
Tinged:																
3-0.M.	137	458	402	129	46	-	-	-	-	-	-	-	-	-	1,172	.3
4-S.M.	2,016	3,118	1,192	527	119	46	-	-	-	-	-	-	-	-	7,018	1.6
5-M.	1,708	1,857	720	304	52	19	9	-	-	-	-	-	-	-	4,669	1.0
6-S.L.M.	701	728	221	115	-	-	-	-	-	-	-	-	-	-	1,705	.4
Total	4,562	6,161	2,535	1,075	217	65	9	-	-	-	-	-	-	-	14,624	3.3
Yellow Stained:																
3-0.M.	-	-	-	-	-	-	-	-	-	-	-	-	-	-	-	-
4-S.M.	8	9	-	-	-	-	-	-	-	-	-	-	-	-	17	*
5-M.	26	92	-	-	-	-	-	-	-	-	-	-	-	-	118	*
Total	34	101	-	-	-	-	-	-	-	-	-	-	-	-	135	*
Gray:																
3-0.M.	-	-	-	-	-	-	-	-	-	-	-	-	-	-	-	-
4-S.M.	-	-	-	-	-	-	-	-	-	-	-	-	-	-	-	-
5-M.	29	10	-	-	-	-	-	-	-	-	-	-	-	-	39	*
6-S.L.M.	-	-	-	-	-	-	-	-	-	-	-	-	-	-	-	-
Total	-	29	10	-	-	-	-	-	-	-	-	-	-	-	39	*
Below Grade.																
	753	736	246	154	80	148	20	-	-	-	-	-	-	-	2,137	.5
All grades	45,985	122,290	97,720	91,679	38,144	27,796	15,490	6,623	1,456	425	41	-	29	-	1,447,678	100.0
All grades	10.3	27.3	21.8	20.4	8.5	6.2	3.5	1.5	.3	.1	*	-	*	-	100.0	

1/ As reported by the Bureau of the Census, running bales.
 * Less than 0.05 percent.
 Percentage rough preparation..... 0.5
 Grade index..... 89.4
 Average staple length..... 29.2

Table 27. -- Grade and staple of upland cotton ginned in Texas, 1955-56

Grade	13/16 inch and shorter		7/8 inch		29/32 inch		15/16 inch		31/32 inch		1 inch		1-1/32 inches		1-1/16 inches		1-3/32 inches		1-1/8 inches		1-5/32 inches		1-3/16 inches		1-7/32 inches		1-1/4 inches and longer		All staples			
	Bales	Percent	Bales	Percent	Bales	Percent	Bales	Percent	Bales	Percent	Bales	Percent	Bales	Percent	Bales	Percent	Bales	Percent	Bales	Percent	Bales	Percent	Bales	Percent	Bales	Percent	Bales	Percent	Bales	Percent		
White:																																
3-0.M.	354		849		623		408		441		205		212		150		221		2,082		6,110		1,366		46		22		13,109	0.3		
4-S.M.	683		4,721		8,688		15,503		10,170		11,839		16,862		6,282		5,211		33,563		46,295		7,620		678		192		170,497	4.3		
5-M.	5,192		36,786		77,592		129,071		77,924		72,341		84,973		43,042		16,394		36,096		41,826		6,695		420		213		630,665	16.0		
6-S.L.M.	10,527		77,347		146,267		224,015		122,150		106,577		128,368		70,795		13,676		9,217		8,922		1,404		61		47		921,233	23.5		
7-L.M.	4,701		33,960		62,290		100,739		60,911		59,164		60,105		27,730		3,622		1,131		683		76		1		2		414,075	10.5		
8-S.O.O.	703		3,319		5,671		12,329		7,607		9,035		6,146		2,487		3		2		2		4		-		-		47,761	1.2		
9-O.O.	373		886		360		1,641		548		1,032		628		211		3		22		1		-		-		-		5,685	.1		
Total	22,533		159,888		303,651		483,906		279,791		259,193		297,294		150,627		39,333		82,133		105,969		17,165		1,206		476		2,203,025	55.9		
Spotted:																																
3-0.M.	29		89		154		105		130		57		5		18		64		120		53		12		-		-		926	*		
4-S.M.	4,015		24,939		36,661		36,708		13,735		5,365		1,908		1,436		2,472		891		891		69		1		1		133,365	3.4		
5-M.	39,469		165,694		186,520		171,336		56,664		22,920		6,665		2,034		1,417		988		364		27		1		-		660,219	16.7		
6-S.L.M.	140,077		270,511		154,448		94,625		23,417		11,590		4,582		1,771		626		181		25		11		-		-		701,864	17.9		
7-L.M.	60,595		46,470		15,191		12,840		3,003		2,212		767		293		29		41		20		9		-		-		141,470	3.6		
Total	244,205		510,703		394,994		317,704		96,949		42,344		14,127		6,482		5,060		3,802		1,353		148		2		1		1,637,644	41.6		
Tinged:																																
3-0.M.	-		-		-		-		-		-		-		-		-		-		-		-		-		-		-		1	*
4-S.M.	669		557		172		67		-		-		-		7		-		-		-		-		-		-		-		1,485	*
5-M.	11,505		6,790		1,098		505		54		65		13		17		1		-		-		-		-		-		20,057	.5		
6-S.L.M.	18,245		5,523		715		563		40		60		20		3		-		-		-		-		-		-		25,169	.6		
7-L.M.	5,226		962		45		97		6		-		1		-		-		-		-		-		-		-		6,337	.2		
Total	35,645		13,841		2,030		1,232		100		137		35		27		1		-		-		-		-		-		53,049	1.3		
Yellow Stained:																																
3-0.M.	-		-		-		-		-		-		-		-		-		-		-		-		-		-		-		-	
4-S.M.	77		21		-		-		-		-		-		-		-		-		-		-		-		-		-		98	*
5-M.	1,556		119		40		31		-		1		-		-		-		-		-		-		-		-		1,747	*		
Total	1,633		140		40		31		-		1		-		-		-		-		-		-		-		-		1,845	*		
Gray:																																
3-0.M.	-		-		9		-		-		-		-		12		1		145		268		12		-		-		447	*		
4-S.M.	10		63		408		772		624		1,101		1,369		336		90		367		425		15		-		-		5,590	.1		
5-M.	29		268		513		807		1,439		5,978		9,356		2,766		59		67		35		1		-		-		20,918	.5		
6-S.L.M.	39		196		349		509		605		1,311		1,846		577		16		16		1		-		-		-		5,465	.1		
Total	78		527		1,279		2,088		2,668		7,990		12,571		3,691		166		595		729		28		-		-		32,410	.7		
Below Grade:	7,307		3,060		262		2,131		114		281		128		132		2		25		1		-		-		-	5		13,446	.3	
All grades	311,401		689,159		702,256		807,092		379,946		309,946		324,195		100,929		44,562		96,555		107,953		17,341		1,208		482		1/3,041,621	100.0		
All grades	7.9		17.5		17.6		20.5		9.6		7.9		8.2		4.1		1.1		2.2		2.7		.4		*		*		100.0			

As reported by the Bureau of the Census, running bales.
 * Less than 0.05 percent.
 Percentage rough preparation..... 0.7
 Grade index..... 91.2
 Average staple length..... 30.2

Table 29. -- Grade and staple of upland cotton ginned, during specified periods, by States, 1955-56

Grade and staple	ALABAMA						ARIZONA					
	Prior to Sept. 1	September	October	November	After Nov. 30	Total Crop	Prior to Sept. 1	September	October	November	After Nov. 30	Total Crop
Grade	Bales	Bales	Bales	Bales	Bales	Bales	Bales	Bales	Bales	Bales	Bales	Bales
White:												
3-0.M.	-	88	21	-	-	109	-	1,096	3,677	686	106	5,565
4-0.M.	9,688	44,566	10,357	526	22	65,159	219	8,386	23,891	35,282	16,665	84,443
5-M.	75,775	253,994	149,645	14,308	606	494,328	2,016	24,238	64,247	113,302	78,935	282,738
6-3.L.M.	29,236	142,403	164,713	28,593	2,139	367,084	2,043	12,520	27,774	63,966	71,547	177,850
7-L.M.	1,749	13,721	21,430	18,238	3,119	58,257	519	2,557	2,101	4,709	15,758	25,644
8-5.0.0.	229	589	2,618	5,624	3,461	12,521	266	601	140	287	4,938	6,232
9-0.0.	19	18	289	432	764	1,522	91	289	55	22	2,273	2,730
Total.	116,696	455,379	349,073	67,721	10,111	998,980	5,154	49,687	121,885	218,254	190,222	585,202
Spotted:												
3-0.M.	-	-	-	-	-	-	-	72	57	117	268	514
4-0.M.	959	3,415	2,978	421	25	7,798	98	3,192	3,336	2,185	10,269	19,080
5-M.	1,099	3,785	5,813	3,247	710	14,654	234	3,198	3,915	2,938	21,708	31,993
6-3.L.M.	74	774	1,206	2,739	1,989	6,782	176	1,286	1,162	808	25,907	29,339
7-L.M.	9	92	266	1,513	5,496	7,376	27	476	214	251	17,438	18,406
Total.	2,141	8,066	10,263	7,920	8,220	36,610	535	8,224	8,684	6,299	75,590	99,332
Tinged:												
3-0.M.	-	-	-	-	-	-	-	-	-	-	2	2
4-0.M.	-	-	-	-	-	-	-	-	-	-	100	100
5-M.	-	-	-	9	22	31	-	-	-	-	217	217
6-3.L.M.	-	-	9	-	31	40	-	-	-	-	360	360
7-L.M.	-	-	-	26	139	165	-	-	-	-	344	344
Total.	-	-	9	35	192	236	-	-	-	-	1,023	1,023
Yellow Stained:												
3-0.M.	-	-	-	-	-	-	-	-	-	-	-	-
4-0.M.	-	-	-	-	-	-	-	-	-	-	-	-
5-M.	-	-	-	-	-	-	-	-	-	-	1	1
Total.	-	-	-	-	-	-	-	-	-	-	1	1
Gray:												
3-0.M.	-	-	-	-	-	-	-	4	6	2	12	24
4-0.M.	-	55	73	20	-	148	-	533	335	85	319	1,272
5-M.	-	74	338	225	71	708	9	2,902	2,323	406	857	6,497
6-3.L.M.	-	9	-	-	58	67	19	1,683	890	161	500	3,253
Total.	-	138	411	245	129	923	28	5,122	3,554	654	1,688	11,046
Below Grade.	10	28	10	142	736	926	10	218	120	37	4,345	4,730
All grades.	118,847	463,611	359,766	76,063	19,388	1,037,675	5,727	63,251	134,243	225,244	272,869	701,334
Grade index.	98.5	98.0	96.1	90.7	80.4	96.5	93.9	95.9	98.4	98.3	92.5	95.8
Staple (inches)												
13/16 and shorter. .	9	167	249	10	-	435	7	328	244	49	4,550	5,178
7/8	115	1,308	2,704	260	51	4,438	41	650	174	92	7,132	8,089
29/32	146	655	1,012	184	33	2,030	-	13	1	-	7	21
15/16.	594	2,239	9,603	730	1,067	14,233	151	1,366	367	206	15,856	17,946
31/32.	394	1,529	7,072	1,341	124	10,460	233	2,055	871	194	14,926	18,279
1	5,601	21,419	59,454	14,407	8,041	108,922	564	7,095	3,700	1,565	30,113	43,037
1-1/32	47,149	144,312	146,966	37,321	7,694	383,442	2,785	23,733	36,361	51,281	81,307	195,467
1-1/16	61,169	274,194	126,374	21,303	2,344	485,384	1,902	25,314	79,153	155,524	113,226	375,119
1-3/32	3,647	17,539	6,177	498	23	27,884	44	671	3,380	6,396	4,425	14,916
1-1/8.	23	217	137	9	11	397	-	1,337	6,565	7,333	1,281	16,516
1-5/32	-	23	8	-	-	31	-	675	3,398	2,543	45	6,661
1-3/16	-	9	10	-	-	19	-	13	29	53	1	96
1-7/32	-	-	-	-	-	-	-	1	-	8	-	9
1-1/4 and longer . .	-	-	-	-	-	-	-	-	-	-	-	-
All staples.	118,847	463,611	359,766	76,063	19,388	1,037,675	5,727	63,251	134,243	225,244	272,869	701,334
Average staple (32nd inches)	33.5	33.6	33.0	33.0	32.5	33.3	33.0	33.2	33.8	33.9	32.8	33.4

1/ As reported by the Bureau of the Census, running bales.

Table 30. -- Grade and staple of upland cotton ginned, during specified periods, by States, 1955-56

Grade and staple	ARKANSAS						CALIFORNIA					
	Prior to Sept. 1	September	October	November	After Nov. 30	Total Crop	Prior to Sept. 1	September	October	November	After Nov. 30	Total Crop
	Bales	Bales	Bales	Bales	Bales	Bales	Bales	Bales	Bales	Bales	Bales	Bales
White:												
3-0.M.	-	1,286	19	-	-	1,305	28	590	4,189	9,777	70	14,654
4-3.M.	92	67,799	6,979	1,501	16	76,387	600	14,351	80,697	71,411	6,554	173,613
5-M.	1,902	262,381	239,410	62,284	1,823	567,800	572	7,779	124,821	181,454	30,730	345,356
6-3.L.M.	509	80,954	316,609	153,586	10,728	562,446	108	1,209	110,135	249,780	68,182	429,414
7-L.M.	41	15,895	124,534	92,706	27,921	261,097	19	77	9,324	34,875	50,423	94,718
8-3.0.0.	-	2,024	17,025	22,795	32,051	73,895	2	6	348	2,482	30,504	33,342
9-0.0.	-	222	608	2,310	12,989	16,129	-	6	29	255	31,784	32,074
Total.	2,604	430,561	705,184	335,182	85,528	1,559,059	1,329	24,018	329,543	550,034	218,247	1,123,171
Spotted:												
3-0.M.	-	68	56	-	-	124	-	80	400	35	49	572
4-3.M.	-	2,072	4,109	2,641	194	9,016	57	2,409	2,965	1,474	1,206	8,111
5-M.	-	2,246	5,221	6,939	2,577	16,983	54	576	868	1,431	2,971	5,900
6-3.L.M.	-	571	1,539	4,933	8,553	15,596	21	135	222	555	3,069	4,002
7-L.M.	-	139	369	2,217	17,959	20,684	-	2	14	65	10,956	11,037
Total.	-	5,096	11,294	16,730	29,283	62,403	132	3,210	4,469	3,560	18,251	29,622
Tinged:												
3-0.M.	-	-	-	-	-	-	-	-	-	-	-	-
4-3.M.	-	-	-	-	-	-	-	-	-	-	13	13
5-M.	-	-	-	-	84	84	-	-	-	-	49	49
6-3.L.M.	-	-	-	-	540	540	-	-	4	-	126	130
7-L.M.	-	-	-	-	148	148	-	-	-	-	272	272
Total.	-	-	-	-	772	772	-	-	4	-	460	464
Yellow Stained:												
3-0.M.	-	-	-	-	-	-	-	-	-	-	-	-
4-3.M.	-	-	-	-	-	-	-	-	-	-	-	-
5-M.	-	-	-	-	-	-	-	-	-	-	2	2
Total.	-	-	-	-	-	-	-	-	-	-	2	2
Gray:												
3-0.M.	-	-	19	9	-	28	-	2	7	251	781	1,041
4-3.M.	-	165	2,314	997	164	3,640	-	22	124	822	7,229	8,197
5-M.	-	91	5,812	4,344	2,920	13,167	-	119	385	2,882	21,567	24,953
6-3.L.M.	-	10	619	819	5,499	6,947	-	37	138	401	15,984	16,560
Total.	-	266	8,764	6,169	8,583	23,782	-	180	654	4,356	45,561	50,751
Below Grade.	-	10	93	132	5,245	5,480	-	2	21	44	16,812	16,879
All grades.	2,604	435,933	725,335	358,213	129,411	1/1,651,496	1,461	27,410	334,691	557,994	299,333	1/1,220,889
Grade Index.	98.6	98.8	94.0	91.0	79.4	93.5	100.5	101.5	98.5	96.7	84.4	94.3
Staple (inches)												
13/16 and shorter.	-	352	236	154	-	742	-	1	7	-	418	426
7/8	20	6,095	5,028	2,320	224	13,687	-	8	15	1	2,652	2,676
29/32	101	4,387	3,944	1,504	168	10,104	-	1	-	-	126	127
15/16.	302	7,396	10,341	4,573	2,457	25,069	6	65	20	15	8,281	8,387
31/32.	161	3,848	5,706	3,239	3,073	16,027	8	28	6	5	17,298	17,342
1	401	19,356	22,669	19,758	31,028	93,212	36	567	187	228	36,653	37,671
1-1/32	334	73,944	100,195	95,263	63,348	333,084	623	7,092	4,510	19,220	77,899	109,344
1-1/16	777	220,895	393,951	195,351	27,565	838,539	699	12,428	172,512	294,477	102,766	588,682
1-3/32	498	88,952	169,091	34,345	1,448	294,334	89	6,483	135,305	188,844	43,160	373,881
1-1/8	10	10,083	13,678	1,413	63	25,247	-	714	22,057	54,992	10,066	87,829
1-5/32	-	356	364	34	-	754	-	16	67	202	17	302
1-3/16	-	163	57	29	37	286	-	7	5	10	-	22
1-7/32	-	29	19	9	-	57	-	-	-	-	-	-
1-1/4 and longer	-	77	56	221	-	354	-	-	-	-	-	-
All staples.	2,604	435,933	725,335	358,213	129,411	1/1,651,496	1,461	27,410	334,691	557,994	299,333	1/1,220,889
Average staple (32nd inches)	32.9	33.8	33.9	33.6	32.9	33.7	33.6	34.0	34.5	34.5	33.4	34.2

1/ As reported by the Bureau of the Census, running bales.

Table 31. -- Grade and staple of upland cotton ginned, during specified periods, by States, 1955-56

Grade and staple	FLORIDA						GEORGIA					
	Prior to Sept. 1	September	October	November	After Nov. 30	Total Crop	Prior to Sept. 1	September	October	November	After Nov. 30	Total Crop
	Bales	Bales	Bales	Bales	Bales	Bales	Bales	Bales	Bales	Bales	Bales	Bales
White:												
3-G.M.	-	-	-	-	-	-	154	8	16	-	-	180
4-S.M.	1,420	93	-	-	-	1,513	20,987	10,660	6,356	339	31	38,373
5-M.	5,907	1,322	52	-	-	7,281	92,644	98,551	57,595	7,460	621	256,871
6-S.L.M.	1,471	1,762	162	31	14	3,440	44,910	107,749	82,224	25,272	2,389	262,144
7-L.M.	180	546	88	43	13	870	3,465	30,013	31,625	12,089	3,679	80,871
8-S.O.O.	-	20	3	4	16	43	98	3,062	2,899	2,339	1,451	9,849
9-O.O.	4	5	-	-	12	21	16	322	522	201	186	1,247
Total	8,962	3,748	305	78	55	13,168	161,874	250,365	181,239	47,700	8,357	649,535
Spotted:												
3-G.M.	8	-	-	-	-	8	158	24	114	9	-	305
4-S.M.	284	206	32	-	-	522	1,456	3,013	3,444	498	210	8,621
5-M.	75	293	164	12	-	544	1,148	3,926	4,402	2,558	883	12,917
6-S.L.M.	12	169	145	24	17	367	395	2,950	1,931	1,829	1,713	8,818
7-L.M.	4	62	32	14	12	124	29	2,461	2,279	566	1,391	6,726
Total	383	730	373	50	29	1,565	3,186	12,374	12,170	5,460	4,197	37,387
Tinged:												
3-G.M.	-	-	-	-	-	-	-	-	-	-	-	-
4-S.M.	-	-	-	-	-	-	-	-	-	-	-	-
5-M.	-	-	-	-	-	-	19	-	-	-	8	27
6-S.L.M.	-	-	-	-	-	-	-	-	-	34	82	116
7-L.M.	-	-	-	-	-	-	-	-	-	-	26	26
Total	-	-	-	-	-	-	19	-	-	34	116	169
Gray:												
3-G.M.	-	-	-	-	-	-	73	-	-	-	-	73
4-S.M.	-	13	-	-	-	13	944	680	256	32	-	1,912
5-M.	-	58	6	-	-	64	145	1,794	516	171	147	2,774
6-S.L.M.	-	-	-	-	-	-	29	28	79	-	18	154
Total	-	71	6	-	-	77	1,192	2,502	851	203	165	4,913
Below Grade.	-	2	-	-	-	2	-	764	1,102	297	235	2,398
All grades	9,365	4,551	684	128	84 ^{1/2}	14,812	166,271	266,005	195,362	53,694	13,070 ^{1/2}	694,402
Grade index.	99.2	94.1	89.9	86.2	80.8	97.0	98.4	94.9	93.8	91.2	85.1	95.0
Staple (inches)												
13/16 and shorter.	-	-	-	-	4	4	15	37	223	18	5	298
7/8	-	5	4	12	23	44	15	162	390	421	36	1,024
29/32	13	-	4	4	4	25	24	109	199	16	32	380
15/16	25	28	33	57	34	177	501	887	1,061	550	811	3,810
31/32	8	16	48	12	-	84	1,231	1,564	1,837	1,390	1,189	7,211
1	349	457	271	41	12	1,130	13,906	21,262	25,700	12,097	6,125	79,090
1-1/32	3,570	2,048	230	2	7	5,857	72,950	120,433	94,087	34,179	4,508	326,157
1-1/16	4,283	1,896	93	-	-	6,272	72,482	112,646	67,446	4,954	355	257,883
1-3/32	1,016	92	1	-	-	1,109	5,106	8,665	4,363	69	9	18,212
1-1/8	81	9	-	-	-	90	41	220	9	-	-	270
1-5/32	12	-	-	-	-	12	-	-	-	-	-	-
1-3/16	-	-	-	-	-	-	-	20	-	-	-	20
1-7/32	-	-	-	-	-	-	-	-	-	-	-	-
1-1/4 and longer	8	-	-	-	-	8	-	-	47	-	-	47
All staples	9,365	4,551	684	128	84 ^{1/2}	14,812	166,271	266,005	195,362	53,694	13,070 ^{1/2}	694,402
Average staple (32nd inches)	33.7	33.3	32.4	30.6	29.8	33.5	33.4	33.4	33.2	32.7	32.2	33.3

1/2 As reported by the Bureau of the Census, running bales.

Table 32. -- Grade and staple of upland cotton ginned, during specified periods, by States, 1955-56

Grade and staple	ILLINOIS						KENTUCKY					
	Prior to Sept. 1	September	October	November	After Nov. 30	Total Crop	Prior to Sept. 1	September	October	November	After Nov. 30	Total Crop
	Bales	Bales	Bales	Bales	Bales	Bales	Bales	Bales	Bales	Bales	Bales	Bales
White:												
3-0.M.	-	-	-	-	-	-	-	-	-	-	-	-
4-S.M.	-	7	3	3	-	13	-	442	221	28	-	691
5-M.	-	94	313	150	-	557	-	992	1,778	402	-	3,172
6-S.L.M.	-	8	366	229	15	618	-	64	794	1,018	2	1,878
7-L.M.	-	-	3	3	20	26	-	-	7	422	69	498
8-S.O.O.	-	-	-	-	36	36	-	-	-	134	92	226
9-O.O.	-	-	-	-	6	6	-	-	-	23	70	93
Total.	-	109	685	385	77	1,256	-	1,498	2,800	2,027	233	6,558
Spotted:												
3-0.M.	-	-	-	-	-	-	-	-	-	-	-	-
4-S.M.	-	-	-	16	2	18	-	-	7	2	-	9
5-M.	-	-	3	180	57	240	-	6	4	62	2	74
6-S.L.M.	-	-	-	3	65	68	-	-	-	112	48	160
7-L.M.	-	-	-	-	220	220	-	-	-	129	479	608
Total.	-	-	3	199	344	546	-	6	11	305	529	851
Tinged:												
3-0.M.	-	-	-	-	-	-	-	-	-	-	-	-
4-S.M.	-	-	-	-	-	-	-	-	-	-	-	-
5-M.	-	-	-	-	-	-	-	-	-	-	-	-
6-S.L.M.	-	-	-	-	4	4	-	-	-	2	18	20
7-L.M.	-	-	-	-	-	-	-	-	-	-	72	72
Total.	-	-	-	-	4	4	-	-	-	2	90	92
Gray:												
3-0.M.	-	-	-	-	-	-	-	-	-	-	-	-
4-S.M.	-	-	-	-	-	-	-	-	-	-	-	-
5-M.	-	-	-	-	-	-	-	-	-	2	2	4
6-S.L.M.	-	-	-	-	-	-	-	-	-	-	7	7
Total.	-	-	-	-	-	-	-	-	-	2	9	11
Below Grade.	-	-	-	-	4	4	-	-	-	-	111	111
All grades.	-	109	688	584	429	1/ 1,810	-	1,504	2,811	2,336	972	1/ 7,623
Grade index.	-	99.8	96.7	95.3	79.7	92.4	-	100.9	98.6	90.6	73.7	93.4
Staple (inches)												
13/16 and shorter.	-	-	-	-	-	-	-	-	-	-	2	2
7/8	-	3	-	-	6	9	-	8	-	-	2	10
29/32	-	-	3	-	4	7	-	3	-	-	-	3
15/16.	-	7	5	-	40	52	-	3	8	10	39	60
31/32.	-	-	-	-	84	84	-	6	2	11	112	131
1	-	13	19	18	136	186	-	8	13	52	317	390
1-1/32	-	61	52	198	153	464	-	94	157	295	378	924
1-1/16	-	14	492	292	6	804	-	507	1,069	1,235	120	2,931
1-3/32	-	11	99	73	-	183	-	560	1,228	685	-	2,473
1-1/8.	-	-	18	3	-	21	-	279	334	45	2	660
1-5/32	-	-	-	-	-	-	-	36	-	3	-	39
1-3/16	-	-	-	-	-	-	-	-	-	-	-	-
1-7/32	-	-	-	-	-	-	-	-	-	-	-	-
1-1/4 and longer	-	-	-	-	-	-	-	-	-	-	-	-
All staples.	-	109	688	584	429	1/ 1,810	-	1,504	2,811	2,336	972	1/ 7,623
Average staple (32nd inches).	-	32.9	34.0	33.7	31.9	33.4	-	34.7	34.6	34.1	32.4	34.2

1/ As reported by the Bureau of the Census, running bales.

Table 33. -- Grade and staple of upland cotton ginned, during specified periods, by States, 1955-56

Grade and staple	LOUISIANA						MISSISSIPPI					
	Prior to Sept. 1	September	October	November	After Nov. 30	Total Crop	Prior to Sept. 1	September	October	November	After Nov. 30	Total Crop
	Bales	Bales	Bales	Bales	Bales	Bales	Bales	Bales	Bales	Bales	Bales	Bales
White:												
3-G.M.	10	111	-	-	-	121	76	582	104	9	-	771
4-S.M.	1,585	10,604	2,725	801	-	15,715	4,988	93,964	17,992	1,704	176	118,824
5-M.	18,593	84,428	46,984	8,212	853	159,070	40,128	371,990	240,039	36,360	2,114	690,631
6-S.L.M.	18,950	70,114	91,314	25,170	2,702	207,850	18,512	168,140	332,253	154,395	17,086	690,386
7-L.M.	4,071	36,654	50,818	24,360	5,377	121,280	790	49,007	160,895	114,201	33,828	358,721
8-S.G.O.	390	4,582	5,353	5,703	1,183	17,211	108	6,405	17,565	15,731	19,441	59,250
9-G.O.	-	278	441	1,236	258	2,213	27	942	1,153	1,789	7,023	10,934
Total.	43,199	206,771	197,635	65,482	10,373	523,460	64,629	691,030	770,001	324,189	79,668	1,929,517
Spotted:												
3-G.M.	-	-	-	7	-	7	-	40	-	-	-	40
4-S.M.	10	1,176	2,433	454	75	4,148	38	1,035	8,697	2,246	242	12,258
5-M.	222	2,503	10,028	4,843	1,553	19,149	9	2,871	12,111	4,770	2,135	21,896
6-S.L.M.	10	1,191	6,756	5,638	1,944	15,539	9	1,221	5,008	2,755	3,811	12,804
7-L.M.	20	572	3,346	2,339	1,134	7,411	-	291	1,654	719	3,659	6,323
Total.	262	5,442	22,563	13,281	4,706	46,254	56	5,458	27,470	10,490	9,847	53,321
Tinged:												
3-G.M.	-	-	-	-	-	-	-	-	-	-	-	-
4-S.M.	-	-	-	-	-	-	-	9	19	-	-	28
5-M.	-	-	-	-	-	-	-	-	-	9	10	19
6-S.L.M.	-	-	13	-	-	13	-	-	10	9	-	19
7-L.M.	-	-	38	-	12	50	-	-	-	19	-	19
Total.	-	-	51	-	12	63	-	9	29	37	10	85
Gray:												
3-G.M.	-	-	-	-	-	-	-	22	52	9	-	83
4-S.M.	-	30	180	61	-	271	-	189	1,247	378	52	1,866
5-M.	10	331	222	85	28	676	19	171	2,264	1,265	1,777	5,496
6-S.L.M.	-	-	106	10	105	221	-	10	349	221	3,099	3,679
Total.	10	361	508	156	133	1,160	19	392	3,912	1,873	4,928	11,124
Below Grade.	-	18	181	265	491	955	-	96	61	198	2,087	2,442
All grades.	43,471	212,592	220,936	79,184	15,715	1/571,900	64,704	696,985	801,473	336,787	96,540	1,996,489
Grade index.	95.9	94.8	92.2	88.8	85.5	92.8	98.4	97.7	93.7	90.5	82.9	94.2
Staple (inches)												
13/16 and shorter. .	-	-	10	-	-	10	8	-	9	-	-	17
7/8	40	71	229	168	7	515	64	166	251	37	4	522
29/32	-	67	128	14	4	213	107	153	155	15	40	470
15/16.	52	285	565	135	46	1,083	442	792	1,420	307	567	3,528
31/32.	60	461	267	83	79	950	214	760	1,797	428	1,315	4,514
1	817	4,606	7,427	1,844	244	14,938	1,659	8,606	14,043	6,944	6,878	38,130
1-1/32	9,438	52,789	54,659	21,004	5,656	143,546	9,509	60,114	114,608	60,560	32,202	276,993
1-1/16	29,399	131,567	140,666	53,101	9,179	363,912	32,800	340,722	462,566	212,915	50,130	1,099,133
1-3/32	3,614	21,950	16,704	2,763	500	45,531	16,264	245,895	186,505	51,484	4,651	504,799
1-1/8.	51	773	283	60	-	1,167	2,989	36,091	17,133	3,378	599	60,190
1-5/32	-	23	-	12	-	35	479	3,080	1,953	150	20	5,682
1-3/16	-	-	-	-	-	-	37	288	152	140	45	662
1-7/32	-	-	-	-	-	-	28	46	29	19	10	132
1-1/4 and longer. .	-	-	-	-	-	-	104	272	852	410	79	1,717
All staples.	43,471	212,592	220,936	79,184	15,715	1/571,900	64,704	696,985	801,473	336,787	96,540	1,996,489
Average staple (32nd inches). . . .	33.8	33.8	33.7	33.7	33.6	33.8	34.1	34.4	34.1	34.0	33.5	34.1

1/ As reported by the Bureau of the Census, running bales.

Table 34. -- Grade and staple of upland cotton ginned, during specified periods, by States, 1955-56

Grade and staple	MISSOURI						NEW MEXICO					
	Prior to Sept. 1	September	October	November	After Nov. 30	Total Crop	Prior to Sept. 1	September	October	November	After Nov. 30	Total Crop
Grade	Bales	Bales	Bales	Bales	Bales	Bales	Bales	Bales	Bales	Bales	Bales	Bales
White:												
3-0.M.	-	55	-	-	-	55	-	1,973	3,375	253	6	5,607
4-S.M.	-	33,542	214	-	-	33,756	-	4,369	34,481	25,884	736	65,470
5-M.	-	47,946	42,256	3,755	24	93,981	-	5,044	38,613	32,433	3,674	79,964
6-S.L.M.	-	19,542	106,669	33,486	148	159,845	-	1,713	16,032	16,476	3,590	37,811
7-L.M.	-	4,307	38,348	35,214	3,400	81,269	-	123	2,434	3,201	1,861	7,619
8-S.G.O.	-	737	1,411	8,073	10,642	20,863	-	4	43	433	1,105	1,585
9-G.O.	-	42	20	507	1,283	1,852	-	-	1	33	486	520
Total.	-	106,171	188,918	81,035	15,497	391,621	-	13,226	94,979	78,713	11,658	198,576
Spotted:												
3-0.M.	-	-	-	-	-	-	-	1	37	56	70	164
4-S.M.	-	526	616	276	-	1,418	-	17	712	3,450	1,258	5,437
5-M.	-	110	454	1,726	220	2,510	-	6	479	10,329	5,635	16,449
6-S.L.M.	-	86	188	1,678	4,250	6,202	-	3	99	3,366	10,656	14,124
7-L.M.	-	-	39	1,537	10,810	12,386	-	-	-	200	6,336	6,536
Total.	-	722	1,297	5,217	15,280	22,516	-	27	1,327	17,401	23,955	42,710
Tinged:												
3-0.M.	-	-	-	-	-	-	-	-	-	-	-	-
4-S.M.	-	-	-	-	-	-	-	-	-	-	37	37
5-M.	-	-	-	-	-	-	-	-	-	30	257	257
6-S.L.M.	-	-	-	-	289	289	-	-	-	24	301	325
7-L.M.	-	-	-	-	704	704	-	-	-	-	163	163
Total.	-	-	-	-	993	993	-	-	-	54	728	782
Yellow Stained:												
3-0.M.	-	-	-	-	-	-	-	-	-	-	-	-
4-S.M.	-	-	-	-	-	-	-	-	-	-	-	-
5-M.	-	-	-	-	-	-	-	-	-	5	1	6
Total.	-	-	-	-	-	-	-	-	-	5	1	6
Gray:												
3-0.M.	-	-	-	-	-	-	-	-	-	2	-	2
4-S.M.	-	24	306	657	-	987	-	1	107	35	6	149
5-M.	-	-	726	1,183	25	1,934	-	2	88	127	171	388
6-S.L.M.	-	-	28	76	187	291	-	-	3	4	10	17
Total.	-	24	1,060	1,916	212	3,212	-	3	198	166	187	556
Below Grade.	-	-	-	112	1,204	1,316	-	-	5	7	1,212	1,224
All grades	-	106,917	191,275	88,280	33,186	1/419,658	-	13,256	96,509	96,348	37,741	1/243,854
Grade index.	-	99.4	93.4	88.1	76.7	92.5	-	101.1	100.1	98.0	85.8	97.1
Staple (Inches)												
13/16 and shorter.	-	-	19	-	-	19	-	1	31	2,339	4,103	6,474
7/8	-	9	75	38	25	147	-	3	319	4,094	8,285	12,701
29/32	-	30	57	33	16	136	-	6	866	2,571	676	4,119
15/16	-	192	201	549	902	1,844	-	29	2,400	5,954	7,963	16,346
31/32	-	199	303	924	2,565	3,991	-	55	4,361	4,473	87	8,976
1	-	1,962	1,807	6,049	12,529	22,347	-	155	3,246	3,795	3,934	11,130
1-1/32	-	19,162	12,177	22,527	15,991	68,857	-	163	2,024	5,746	1,654	9,587
1-1/16	-	59,839	82,180	48,848	1,158	192,025	-	367	3,419	12,055	4,367	20,208
1-3/32	-	25,058	83,804	9,250	-	118,112	-	1,317	11,374	15,072	3,208	30,971
1-1/8	-	1,405	10,451	11	-	11,867	-	7,836	48,553	29,406	2,543	88,338
1-5/32	-	-	191	-	-	191	-	3,270	19,344	9,672	562	32,848
1-3/16	-	-	10	29	-	39	-	53	435	596	76	1,160
1-7/32	-	-	-	-	-	-	-	1	87	391	185	664
1-1/4 and longer	-	61	-	22	-	83	-	-	50	184	98	332
All staples.	-	106,917	191,275	88,280	33,186	1/419,658	-	13,256	96,509	96,348	37,741	1/243,854
Average staple (32nd inches)	-	34.0	34.5	33.7	32.4	34.0	-	36.0	35.4	34.0	30.9	34.2

1/ As reported by the Bureau of the Census, running bales.

Table 35. -- Grade and staple of upland cotton ginned, during specified periods, by States, 1955-56

NORTH CAROLINA							OKLAHOMA					
Grade and staple	Prior to	September	October	November	After	Total	Prior to	September	October	November	After	Total
	Sept. 1	Bales	Bales	Bales	Nov. 30	Crop	Sept. 1	Bales	Bales	Bales	Nov. 30	Bales
White:												
3-0.M.	-	-	-	-	-	-	-	20	-	-	-	20
4-S.M.	-	2,018	295	23	-	2,336	-	3,191	870	108	-	4,169
5-M.	-	30,472	10,608	2,991	321	43,992	-	14,059	10,992	6,360	-	31,420
6-S.L.M.	-	42,350	75,077	27,942	3,910	148,879	-	17,601	48,939	21,916	149	88,605
7-L.M.	-	19,955	40,442	28,576	5,874	94,847	-	8,222	54,236	11,147	610	74,215
8-S.O.O.	-	2,992	15,920	9,169	2,358	30,439	-	289	7,067	2,183	533	10,072
9-0.0.	-	398	4,666	2,018	663	7,705	-	13	248	141	86	488
Total.	-	98,145	147,008	70,319	12,726	328,198	-	43,395	122,352	41,864	1,378	208,989
Spotted:												
3-0.M.	-	-	25	-	-	25	-	44	101	19	-	164
4-S.M.	-	81	1,008	54	22	1,165	-	3,530	5,185	8,998	180	17,853
5-M.	-	335	4,445	1,475	538	6,793	-	2,923	38,443	63,612	4,233	109,211
6-S.L.M.	-	400	1,395	1,443	1,021	4,259	-	739	28,323	42,562	12,085	83,709
7-L.M.	-	399	825	521	903	2,648	-	61	2,143	5,185	3,428	10,817
Total.	-	1,215	7,698	3,493	2,484	14,890	-	7,297	74,195	120,336	19,926	221,754
Tinged:												
3-0.M.	-	-	-	-	-	-	-	-	-	-	-	-
4-S.M.	-	-	-	-	-	-	-	-	-	602	570	1,172
5-M.	-	-	-	-	-	-	-	-	194	3,377	3,447	7,018
6-S.L.M.	-	-	-	8	-	8	-	-	146	1,732	2,791	4,669
7-L.M.	-	-	-	-	-	-	-	-	78	447	1,240	1,765
Total.	-	-	-	8	-	8	-	-	418	6,158	8,048	14,624
Yellow Stained:												
3-0.M.	-	-	-	-	-	-	-	-	-	-	-	-
4-S.M.	-	-	-	-	-	-	-	-	-	-	17	17
5-M.	-	-	-	-	-	-	-	-	-	56	62	118
Total.	-	-	-	-	-	-	-	-	-	56	79	135
Gray:												
3-0.M.	-	62	40	-	-	102	-	-	-	-	-	-
4-S.M.	-	156	608	45	30	839	-	-	-	-	-	-
5-M.	-	1,030	3,979	4,105	636	9,750	-	-	39	-	-	39
6-S.L.M.	-	446	2,209	1,304	388	4,347	-	-	-	-	-	-
Total.	-	1,694	6,836	5,454	1,054	15,038	-	-	39	-	-	39
Below Grade.	-	187	1,058	363	96	1,704	-	8	353	1,004	772	2,137
All grades.	-	101,241	162,600	79,637	16,360	1/359,838	-	50,700	197,357	169,418	30,203	1/447,678
Grade Index.	-	93.2	88.8	87.0	84.5	89.4	-	94.8	89.3	89.2	81.6	89.4
Staple (inches)												
13/16 and shorter.	-	-	109	66	-	175	-	2,048	14,273	23,180	6,484	45,985
7/8	-	52	2,034	383	35	2,504	-	8,206	49,806	52,507	11,771	122,290
29/32	-	-	59	149	65	273	-	7,468	41,946	40,970	7,336	97,720
15/16.	-	482	5,567	1,889	1,029	8,967	-	11,598	42,832	33,923	3,326	91,679
31/32.	-	223	6,318	2,837	2,479	11,857	-	6,945	20,745	9,883	571	38,144
1	-	10,842	35,126	14,552	5,027	65,547	-	7,449	14,647	5,159	541	27,796
1-1/32	-	66,633	88,366	41,922	6,414	203,335	-	4,339	8,314	2,732	105	15,490
1-1/16	-	20,155	22,454	16,669	1,234	60,512	-	1,924	3,688	958	53	6,623
1-3/32	-	2,430	2,238	1,159	77	5,904	-	591	819	46	-	1,456
1-1/8.	-	424	264	-	-	688	-	132	227	50	16	425
1-5/32	-	-	28	-	-	28	-	-	31	10	-	41
1-3/16	-	-	28	11	-	39	-	-	-	-	-	-
1-7/32	-	-	9	-	-	9	-	-	29	-	-	29
1-1/4 and longer.	-	-	-	-	-	-	-	-	-	-	-	-
All staples.	-	101,241	162,600	79,637	16,360	1/359,838	-	50,700	197,357	169,418	30,203	1/447,678
Average staple (32nd inches)	-	33.1	32.7	32.9	32.3	32.8	-	30.3	29.5	28.8	28.2	29.2

1/ As reported by the Bureau of the Census, running bales.

Table 36. -- Grade and staple of upland cotton ginned, during specified periods, by States, 1955-56

Grade and staple	SOUTH CAROLINA						TENNESSEE					
	Prior to Sept. 1	September	October	November	After Nov. 30	Total Crop	Prior to Sept. 1	September	October	November	After Nov. 30	Total Crop
Grade	Bales	Bales	Bales	Bales	Bales	Bales	Bales	Bales	Bales	Bales	Bales	Bales
White:												
3-0.M.	-	-	-	-	-	-	-	63	46	-	-	109
4-S.M.	7,372	3,089	365	9	25	10,860	-	18,666	21,462	2,916	-	43,044
5-M.	50,579	86,126	19,603	1,552	95	157,955	-	66,694	136,566	27,773	321	231,354
6-S.L.M.	21,978	113,883	89,793	18,651	2,142	246,447	-	21,272	96,659	69,242	3,432	190,605
7-L.M.	1,030	27,391	34,048	20,798	3,375	86,642	-	519	4,356	27,483	8,945	41,303
8-S.O.O.	39	6,226	8,790	2,555	762	18,372	-	79	159	8,169	16,200	24,607
9-O.O.	-	1,572	4,515	1,014	278	7,379	-	9	-	2,019	9,839	11,867
Total.	80,998	238,287	157,114	44,579	6,677	527,655	-	107,302	259,248	137,602	38,737	542,889
Spotted:												
3-0.M.	15	10	9	-	-	34	-	-	-	18	-	18
4-S.M.	218	324	529	49	38	1,158	-	110	239	2,108	28	2,485
5-M.	64	1,328	5,589	779	312	8,072	-	195	1,607	8,557	1,739	12,098
6-S.L.M.	45	598	1,828	913	248	3,632	-	35	205	7,844	8,720	16,804
7-L.M.	-	166	467	893	270	1,796	-	9	-	5,878	26,690	32,577
Total.	342	2,426	8,422	2,634	868	14,692	-	349	2,051	24,405	37,177	63,982
Tinged:												
3-0.M.	-	-	-	-	-	-	-	-	-	-	-	-
4-S.M.	-	-	-	-	-	-	-	-	-	-	9	9
5-M.	-	-	-	-	-	-	-	-	-	18	73	91
6-S.L.M.	-	-	-	-	7	7	-	-	-	26	661	687
7-L.M.	-	-	-	-	-	-	-	-	-	18	1,041	1,059
Total.	-	-	-	-	7	7	-	-	-	62	1,784	1,846
Yellow Stained:												
3-0.M.	-	-	-	-	-	-	-	-	-	-	-	-
4-S.M.	-	-	17	-	-	17	-	-	-	-	-	-
5-M.	-	-	-	-	-	-	-	-	-	-	-	-
Total.	-	-	17	-	-	17	-	-	-	-	-	-
Gray:												
3-0.M.	-	-	-	-	-	-	-	-	-	-	-	-
4-S.M.	30	246	735	31	3	1,045	-	-	17	9	-	26
5-M.	15	2,857	9,747	1,579	1,390	15,568	-	-	17	80	139	236
6-S.L.M.	-	761	1,861	729	425	3,776	-	-	-	-	192	192
Total.	45	3,864	12,343	2,339	1,818	20,409	-	-	34	89	331	454
Below Grade.	-	668	2,213	139	26	3,046	-	-	-	379	3,509	3,888
All grades.	81,385	245,245	180,109	49,691	9,396	1/565,826	-	107,651	261,333	162,537	81,538	1/613,059
Grade Index.	98.5	94.3	90.1	87.8	85.4	92.9	-	99.4	97.8	91.2	77.1	93.6
Staple (inches)												
13/16 and shorter.	-	35	380	-	-	415	-	99	60	45	19	223
7/8	-	492	2,615	392	41	3,540	-	827	829	207	223	2,086
29/32	16	18	603	70	44	751	-	809	720	188	336	2,053
15/16.	-	1,269	5,678	1,568	364	8,879	-	2,476	3,606	2,299	3,769	12,150
31/32.	-	1,073	4,610	1,289	937	7,909	-	2,019	3,506	2,901	5,561	13,987
1	814	20,302	30,591	10,066	2,820	64,593	-	7,160	15,207	16,792	21,537	60,696
1-1/32	20,560	115,539	85,010	25,116	3,869	250,094	-	18,846	55,932	60,029	38,699	173,506
1-1/16	52,668	97,506	46,187	10,453	1,289	208,103	-	50,928	132,702	71,212	11,138	265,980
1-3/32	6,919	8,621	4,132	721	32	20,425	-	20,366	42,367	8,302	256	71,291
1-1/8.	348	310	269	-	-	927	-	3,926	5,981	535	-	10,442
1-5/32	60	36	18	16	-	130	-	169	298	27	-	494
1-3/16	-	26	16	-	-	42	-	18	36	-	-	54
1-7/32	-	-	-	-	-	-	-	8	-	-	-	8
1-1/4 and longer.	-	18	-	-	-	18	-	-	89	-	-	89
All staples.	81,385	245,245	180,109	49,691	9,396	1/565,826	-	107,651	261,333	162,537	81,538	1/613,059
Average staple (32nd inches)	33.8	33.4	32.9	32.8	32.5	33.2	-	33.7	33.8	33.4	32.6	33.5

1/ As reported by the Bureau of the Census, running bales.

Table 37. -- Grade and staple of upland cotton ginned, during specified periods, by States, 1955-56

Grade and staple	TEXAS						VIRGINIA					
	Prior to Sept. 1	September	October	November	After Nov. 30	Total Crop	Prior to Sept. 1	September	October	November	After Nov. 30	Total Crop
	Bales	Bales	Bales	Bales	Bales	Bales	Bales	Bales	Bales	Bales	Bales	Bales
White:												
3-G.M.	2,552	2,369	5,371	2,817	-	13,109	-	-	-	-	-	-
4-S.M.	48,951	29,384	58,092	33,183	887	170,497	-	11	-	-	-	11
5-M.	269,370	150,456	120,493	84,114	6,232	630,665	-	174	329	153	-	656
6-S.L.M.	335,426	211,852	235,693	130,282	7,980	921,233	-	631	4,368	2,211	148	7,358
7-L.M.	128,038	107,237	144,573	28,280	5,947	414,075	-	196	499	932	501	2,128
8-S.G.O.	11,647	15,845	14,682	2,357	3,230	47,761	-	-	7	-	97	104
9-G.O.	1,631	1,056	926	371	1,701	5,685	-	-	-	-	-	-
Total	797,615	518,199	579,830	281,404	25,977	2,203,025	-	1,012	5,203	3,296	746	10,257
Spotted:												
3-G.M.	171	316	119	253	67	926	-	-	-	-	-	-
4-S.M.	16,049	28,327	37,964	48,227	2,798	133,365	-	-	-	-	-	-
5-M.	34,666	50,006	147,250	390,299	37,998	660,219	-	-	37	25	85	143
6-S.L.M.	11,240	17,104	94,447	355,048	224,017	701,864	-	-	7	61	11	79
7-L.M.	2,182	3,805	12,207	41,589	81,687	141,470	-	-	-	-	17	17
Total	64,316	99,558	291,987	835,416	346,567	1,637,844	-	-	40	86	113	239
Tinged:												
3-G.M.	-	-	1	-	-	1	-	-	-	-	-	-
4-S.M.	-	-	-	514	971	1,485	-	-	-	-	-	-
5-M.	-	9	105	7,314	12,629	20,057	-	-	-	-	-	-
6-S.L.M.	44	-	64	9,059	16,002	25,169	-	-	-	-	-	-
7-L.M.	-	42	21	1,212	5,062	6,337	-	-	-	-	-	-
Total	44	51	191	18,099	34,664	53,049	-	-	-	-	-	-
Yellow Stained:												
3-G.M.	-	-	-	-	-	-	-	-	-	-	-	-
4-S.M.	-	-	-	-	98	98	-	-	-	-	-	-
5-M.	-	-	11	484	1,252	1,747	-	-	-	-	-	-
Total	-	-	11	484	1,350	1,845	-	-	-	-	-	-
Gray:												
3-G.M.	20	-	421	5	1	447	-	-	-	-	-	-
4-S.M.	4,557	77	833	104	9	5,580	-	-	-	-	-	-
5-M.	20,217	159	272	217	53	20,918	-	-	-	43	11	54
6-S.L.M.	4,304	478	573	69	41	5,465	-	-	-	-	10	10
Total	29,098	714	2,099	395	104	32,410	-	-	-	43	21	64
Below Grade	1,681	647	671	1,495	8,954	13,448	-	-	-	-	-	-
All grades	892,754	619,169	874,789	1,137,293	417,616	3,941,621	-	1,012	5,243	3,425	880	10,560
Grade index	94.3	93.6	92.3	89.9	81.9	91.2	-	93.4	93.5	91.5	86.0	92.2
Staple (Inches)												
13/16 and shorter . .	5,333	5,145	27,347	118,936	154,640	311,401	-	-	-	-	-	-
7/8	40,328	46,293	135,343	310,011	156,184	688,159	-	-	-	-	-	-
29/32	73,831	119,068	189,639	265,950	53,768	702,256	-	-	-	-	-	-
15/16	137,536	199,660	223,529	218,433	27,934	807,092	-	-	7	-	-	7
31/32	101,763	98,807	95,757	80,153	3,102	379,582	-	-	13	24	20	57
1	149,133	66,789	51,437	37,405	5,182	309,946	-	87	736	230	203	1,256
1-1/32	246,796	40,738	22,826	12,082	1,713	324,155	-	750	3,349	1,972	613	6,684
1-1/16	123,854	15,071	9,357	8,301	4,346	160,929	-	175	1,085	1,148	44	2,452
1-3/32	11,861	4,020	5,680	16,581	6,420	44,562	-	-	53	51	-	104
1-1/8	1,599	7,676	35,917	37,500	3,863	86,555	-	-	-	-	-	-
1-5/32	605	12,675	65,653	28,591	429	107,953	-	-	-	-	-	-
1-3/16	106	2,799	11,438	2,978	20	17,341	-	-	-	-	-	-
1-7/32	9	368	626	205	-	1,208	-	-	-	-	-	-
1-1/4 and longer . .	-	60	240	167	15	482	-	-	-	-	-	-
All staples	892,754	619,169	874,789	1,137,293	417,616	3,941,621	-	1,012	5,243	3,425	880	10,560
Average staple (32nd inches)	31.7	30.6	30.6	29.5	27.8	30.2	-	33.1	33.1	33.3	32.8	33.1

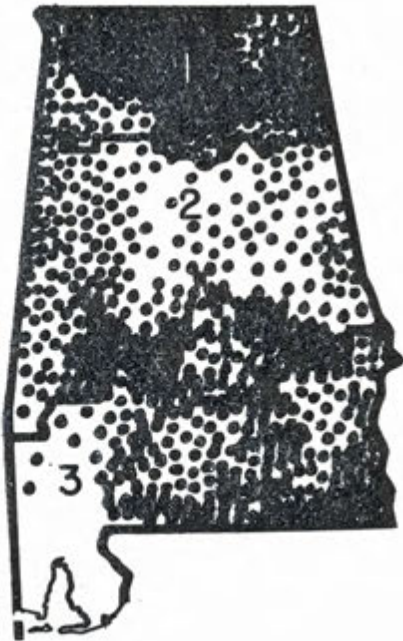
1/ As reported by the Bureau of the Census, running bales.

Table 38. -- Grade and staple of upland cotton ginned, by States and districts, 1955-56

Grade and staple	ALABAMA				ARKANSAS				
	Ginned in District			Ginned in the State	Ginned in District				Ginned in the State
	1	2	3		1	2	3	4	
<u>Grade</u>	<u>Bales</u>	<u>Bales</u>	<u>Bales</u>	<u>Bales</u>	<u>Bales</u>	<u>Bales</u>	<u>Bales</u>	<u>Bales</u>	<u>Bales</u>
White:									
3-0.M.	109	-	-	109	-	1,161	10	134	1,305
4-3.M.	50,819	5,987	8,353	65,159	3,384	53,744	672	18,587	76,387
5-M.	229,210	170,591	94,527	494,328	25,260	304,259	50,912	187,369	567,800
6-S.L.M.	149,879	141,458	75,747	367,084	20,119	310,028	63,038	169,261	562,446
7-L.M.	22,459	15,846	19,952	58,257	12,119	125,761	14,731	108,486	261,097
8-S.G.O.	9,700	1,151	1,670	12,521	2,819	39,261	1,815	30,000	73,895
9-0.0.	1,371	35	116	1,522	252	11,499	143	4,235	16,129
Total.	463,547	335,068	200,365	998,980	63,953	845,713	131,321	518,072	1,559,059
Spotted:									
3-0.M.	-	-	-	-	-	124	-	-	124
4-3.M.	2,316	2,094	3,388	7,798	776	5,867	616	1,757	9,016
5-M.	6,711	3,527	4,416	14,654	1,516	10,350	2,065	3,052	16,983
6-S.L.M.	4,562	1,238	982	6,782	1,085	11,054	553	2,904	15,596
7-L.M.	6,854	383	139	7,376	357	14,842	146	5,339	20,684
Total.	20,443	7,242	8,925	36,610	3,734	42,237	3,380	13,052	62,403
Tinged:									
3-0.M.	-	-	-	-	-	-	-	-	-
4-3.M.	-	-	-	-	-	-	-	-	-
5-M.	31	-	-	31	7	77	-	-	84
6-S.L.M.	22	5	13	40	7	418	11	104	540
7-L.M.	165	-	-	165	7	114	-	27	148
Total.	218	5	13	236	21	609	11	131	772
Gray:									
3-0.M.	-	-	-	-	-	-	9	19	28
4-3.M.	-	20	128	148	31	1,050	220	2,339	3,640
5-M.	63	315	330	708	32	4,423	917	7,795	13,167
6-S.L.M.	35	23	9	67	39	3,069	69	3,770	6,947
Total.	98	358	467	923	102	8,542	1,215	13,923	23,782
Below Grade.	824	10	92	926	38	3,972	5	1,465	5,480
All grades.	485,130	342,683	209,862	<u>1/1,037,675</u>	67,848	901,073	135,932	546,643	<u>1/1,651,496</u>
Grade index.	96.6	96.6	96.0	96.5	94.0	93.6	94.9	92.8	93.5
<u>Staple</u> (inches)									
13/16 and shorter. . .	392	34	9	435	528	36	158	20	742
7/8	3,799	439	200	4,438	8,743	1,336	1,998	1,610	13,687
29/32	1,418	410	202	2,030	6,382	709	1,390	1,623	10,104
15/16.	10,933	1,977	1,303	14,233	10,669	5,914	4,185	4,301	25,069
31/32.	6,924	2,095	1,441	10,460	3,825	8,031	1,898	2,273	16,027
1	75,059	18,471	15,392	108,922	11,300	50,133	12,744	19,035	99,212
1-1/32	193,374	101,333	88,735	383,442	13,770	183,691	33,783	101,840	333,084
1-1/16	184,295	201,468	99,621	485,384	11,158	463,645	59,584	304,192	838,539
1-3/32	8,700	16,279	2,905	27,884	1,454	167,544	19,153	106,183	294,334
1-1/8.	193	150	54	397	19	18,995	1,029	5,204	25,247
1-5/32	23	8	-	31	-	651	10	93	754
1-3/16	-	19	-	19	-	49	-	237	286
1-7/32	-	-	-	-	-	48	-	9	57
1-1/4 and longer. . .	-	-	-	-	-	291	-	63	354
All staples.	485,130	342,683	209,862	<u>1/1,037,675</u>	67,848	901,073	135,932	546,643	<u>1/1,651,496</u>
Average staple (32nd inches)	33.1	33.6	33.4	33.3	31.4	33.9	33.4	33.9	33.7

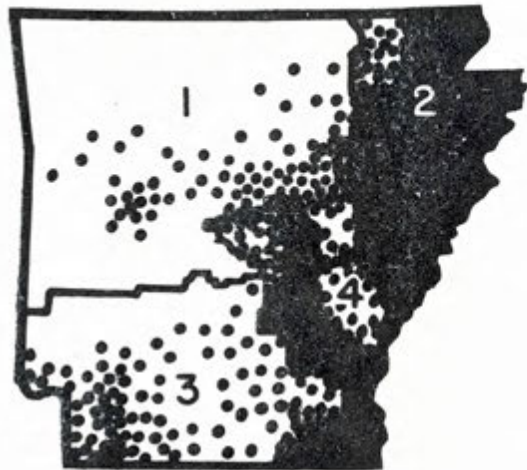
1/ As reported by the Bureau of the Census, running bales.

COTTON PRODUCTION BY DISTRICTS, 1955-56



ALABAMA

ARKANSAS



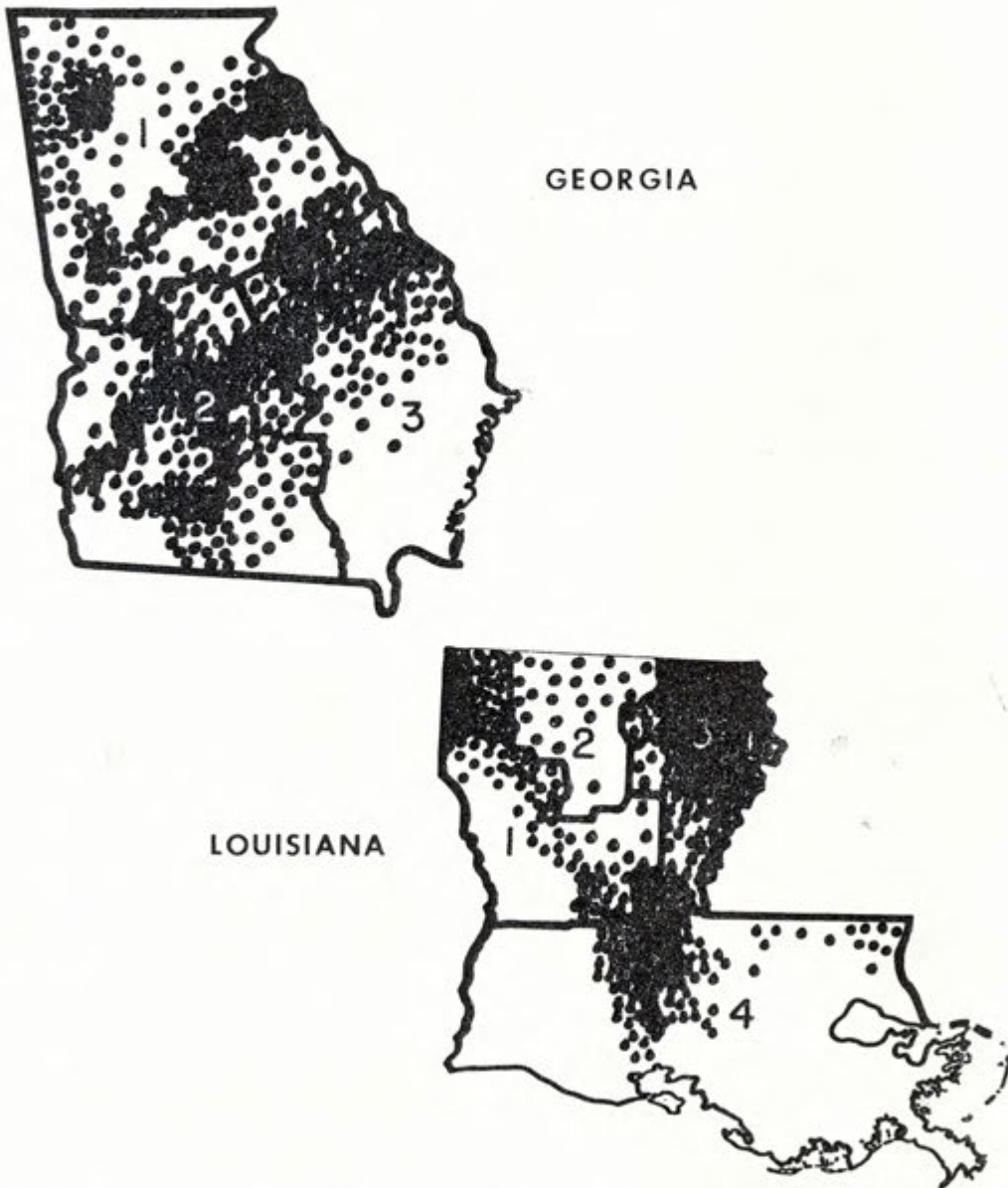
Each dot represents 1,000 bales.

Table 39. -- Grade and staple of upland cotton ginned, by States and districts, 1955-56

Grade and staple	GEORGIA				LOUISIANA				
	Ginned in District			Ginned in the State	Ginned in District				Ginned in the State
	1	2	3		1	2	3	4	
White:	Bales	Bales	Bales	Bales	Bales	Bales	Bales	Bales	Bales
3-G.M.	26	145	9	180	-	-	111	10	121
4-S.M.	15,505	20,463	2,405	38,373	975	576	12,629	1,535	15,715
5-M.	126,826	94,528	35,517	256,871	18,819	9,371	102,868	28,012	159,070
6-S.L.M.	106,642	85,274	70,228	262,144	45,234	10,331	81,505	70,780	207,850
7-L.M.	16,185	29,359	35,327	80,871	30,598	863	59,697	30,122	121,288
8-S.O.O.	1,977	4,251	3,621	9,849	6,155	63	8,231	2,762	17,211
9-O.O.	220	598	429	1,247	1,252	-	672	289	2,213
Total.	267,381	234,618	147,536	649,535	103,033	21,204	265,713	133,510	523,460
Spotted:									
3-G.M.	141	164	-	305	7	-	-	-	7
4-S.M.	5,742	2,805	74	8,621	1,150	150	2,521	327	4,148
5-M.	8,284	3,754	879	12,917	8,490	741	4,627	5,291	19,149
6-S.L.M.	4,398	2,381	2,039	8,818	9,756	68	3,033	2,662	15,539
7-L.M.	1,663	778	4,285	6,726	4,460	5	1,429	1,517	7,411
Total.	20,228	9,802	7,277	37,387	23,863	964	11,610	9,817	46,254
Tinged:									
3-G.M.	-	-	-	-	-	-	-	-	-
4-S.M.	-	-	-	-	-	-	-	-	-
5-M.	8	-	19	27	-	-	-	-	-
6-S.L.M.	116	-	-	116	-	-	13	-	13
7-L.M.	26	-	-	26	12	-	38	-	50
Total.	150	-	19	169	12	-	51	-	63
Gray:									
3-G.M.	-	73	-	73	-	-	-	-	-
4-S.M.	214	1,689	9	1,912	9	10	243	9	271
5-M.	392	2,355	27	2,774	42	-	400	234	676
6-S.L.M.	18	57	79	154	96	-	125	-	221
Total.	624	4,174	115	4,913	147	10	768	243	1,168
Below Grade.	143	222	2,033	2,398	912	-	25	18	955
All grades.	288,526	248,896	156,980	1/694,402	127,967	22,178	278,167	143,568	1/571,900
Grade index.	96.3	95.4	91.9	95.0	89.9	96.4	93.9	92.5	92.8
Staple (inches)									
13/16 and shorter. . .	205	33	60	298	-	10	-	-	10
7/8	628	261	135	1,024	50	304	64	97	515
29/32.	153	67	160	380	29	124	38	22	213
15/16.	1,397	1,786	627	3,810	125	493	157	308	1,083
31/32.	2,264	3,010	1,937	7,211	97	298	324	231	950
1	25,497	29,722	23,871	79,090	4,726	2,723	1,426	6,063	14,938
1-1/32	124,768	122,338	79,051	326,157	54,293	9,055	34,226	45,972	143,546
1-1/16	121,821	88,020	48,042	257,883	67,475	8,702	203,817	83,918	363,912
1-3/32	11,549	3,584	3,079	18,212	1,172	398	37,068	6,893	45,531
1-1/8.	215	37	18	270	-	48	1,035	84	1,167
1-5/32	-	-	-	-	-	23	12	-	35
1-3/16	-	20	-	20	-	-	-	-	-
1-7/32	-	-	-	-	-	-	-	-	-
1-1/4 and longer . . .	29	18	-	47	-	-	-	-	-
All staples.	288,526	248,896	156,980	1/694,402	127,967	22,178	278,167	143,568	1/571,900
Average staple (32nd inches). .	33.4	33.2	33.1	33.3	33.5	33.1	34.0	33.6	33.8

1/ As reported by the Bureau of the Census, running bales.

COTTON PRODUCTION BY DISTRICTS, 1955-56



Each dot represents 1,000 bales.

Table 40. -- Grade and staple of upland cotton ginned, by States and districts, 1955-56

Grade and staple	MISSISSIPPI					NORTH CAROLINA			
	Ginned in District				Ginned in the State	Ginned in District			Ginned in the State
	1	2	3	4		1	2	3	
<u>Grade</u>	<u>Bales</u>	<u>Bales</u>	<u>Bales</u>	<u>Bales</u>	<u>Bales</u>	<u>Bales</u>	<u>Bales</u>	<u>Bales</u>	<u>Bales</u>
White:									
3-G.M.	449	229	93	-	771	-	-	-	-
4-S.M.	68,918	25,956	20,001	3,869	118,824	1,965	11	360	2,336
5-M.	312,193	172,501	139,431	66,546	690,631	36,368	831	6,793	43,992
6-S.L.M.	366,693	167,988	86,426	69,279	690,386	73,378	41,571	33,930	148,679
7-L.M.	306,138	37,786	7,935	6,862	358,721	12,395	43,157	39,295	94,847
8-S.G.O.	47,760	10,763	427	300	59,250	1,184	11,560	17,695	30,439
9-G.O.	7,927	2,983	8	16	10,934	68	3,121	4,516	7,703
Total	1,110,038	418,206	254,401	146,872	1,929,517	125,358	100,251	102,589	328,198
Spotted:									
3-G.M.	23	-	17	-	40	18	-	7	25
4-S.M.	3,936	2,425	4,672	1,225	12,258	1,119	10	36	1,165
5-M.	8,480	7,760	2,518	3,138	21,896	6,320	179	294	6,793
6-S.L.M.	6,820	4,970	501	513	12,804	3,023	600	636	4,239
7-L.M.	3,260	2,966	38	39	6,323	671	819	1,158	2,648
Total	22,519	18,141	7,746	4,915	53,321	11,151	1,608	2,131	14,890
Tinged:									
3-G.M.	-	-	-	-	-	-	-	-	-
4-S.M.	-	28	-	-	28	-	-	-	-
5-M.	-	19	-	-	19	-	-	-	-
6-S.L.M.	-	9	10	-	19	8	-	-	8
7-L.M.	-	19	-	-	19	-	-	-	-
Total	-	75	10	-	85	8	-	-	8
Gray:									
3-G.M.	83	-	-	-	83	-	-	102	102
4-S.M.	1,789	58	19	-	1,866	28	204	607	839
5-M.	4,793	548	130	25	5,496	202	5,919	3,629	9,750
6-S.L.M.	2,842	837	-	-	3,679	72	2,086	2,189	4,347
Total	9,507	1,443	149	25	11,124	302	8,209	6,527	15,038
Below Grade	2,073	348	-	21	2,442	12	399	1,293	1,704
All grades	1,144,137	438,213	262,306	151,833	1/1,996,489	136,831	110,467	112,540	1/359,838
Grade index	92.7	95.3	97.7	96.4	94.2	94.4	86.7	86.1	89.4
<u>Staple</u> (inches)									
13/16 and shorter	-	-	9	8	17	-	10	165	175
7/8	87	175	116	144	522	-	721	1,783	2,504
29/32	28	188	63	191	470	11	73	189	273
15/16	177	1,461	699	1,191	3,528	333	2,898	5,736	8,967
31/32	90	2,545	1,156	723	4,514	1,074	4,813	5,970	11,857
1	4,483	15,475	10,583	7,589	38,130	8,013	25,142	32,392	65,547
1-1/32	80,232	80,865	76,845	39,051	276,993	77,903	63,253	62,179	203,335
1-1/16	649,702	242,354	124,265	82,812	1,099,133	43,190	13,224	4,098	60,512
1-3/32	365,563	79,687	41,680	17,869	504,799	5,543	333	28	5,904
1-1/8	39,069	12,653	6,283	2,185	60,190	688	-	-	688
1-5/32	4,113	1,152	347	70	5,682	28	-	-	28
1-3/16	210	320	132	-	662	39	-	-	39
1-7/32	39	76	17	-	132	9	-	-	9
1-1/4 and longer	344	1,262	111	-	1,717	-	-	-	-
All staples	1,144,137	438,213	262,306	151,833	1/1,996,489	136,831	110,467	112,540	1/359,838
Average staple (32nd inches)	34.3	34.0	33.8	33.7	34.1	33.3	32.7	32.4	32.8

1/ As reported by the Bureau of the Census, running bales.

COTTON PRODUCTION BY DISTRICTS, 1955-56

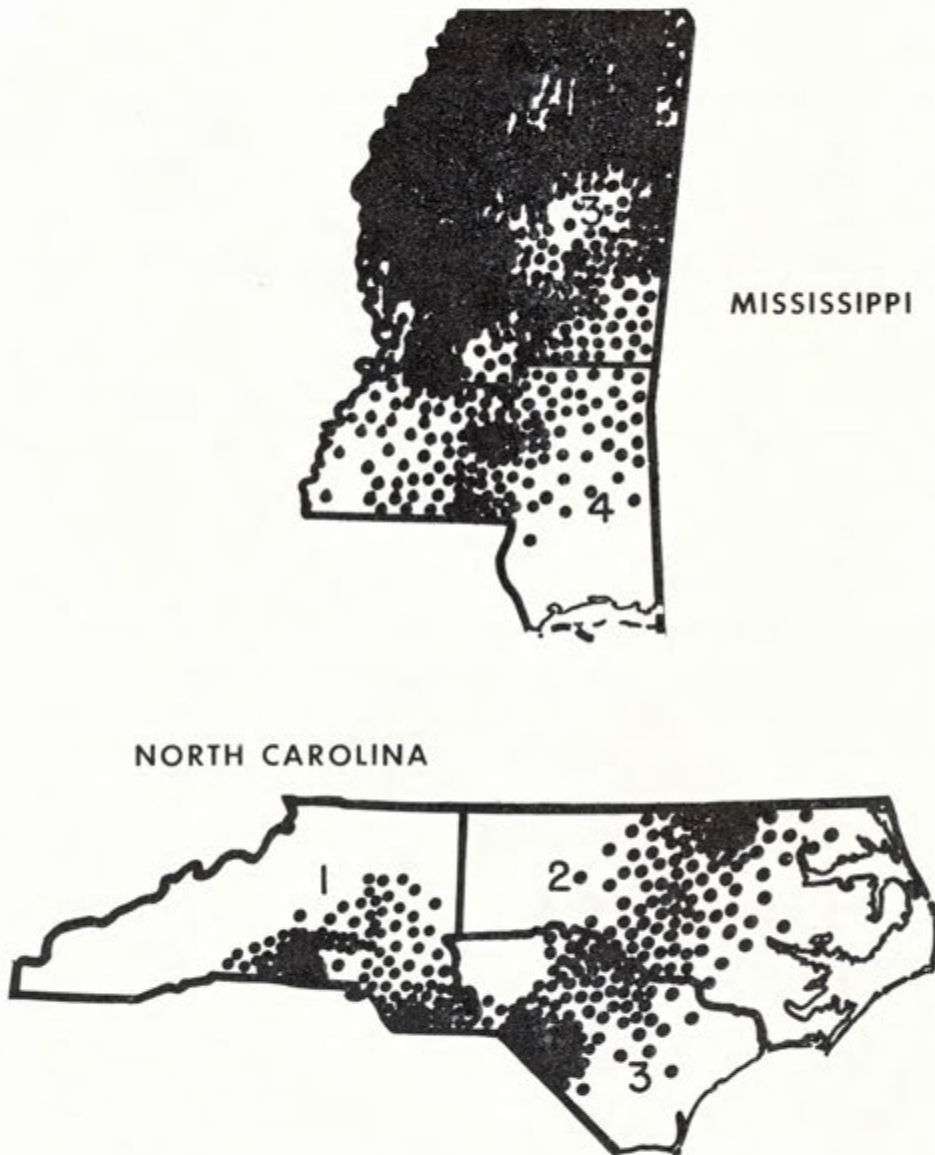
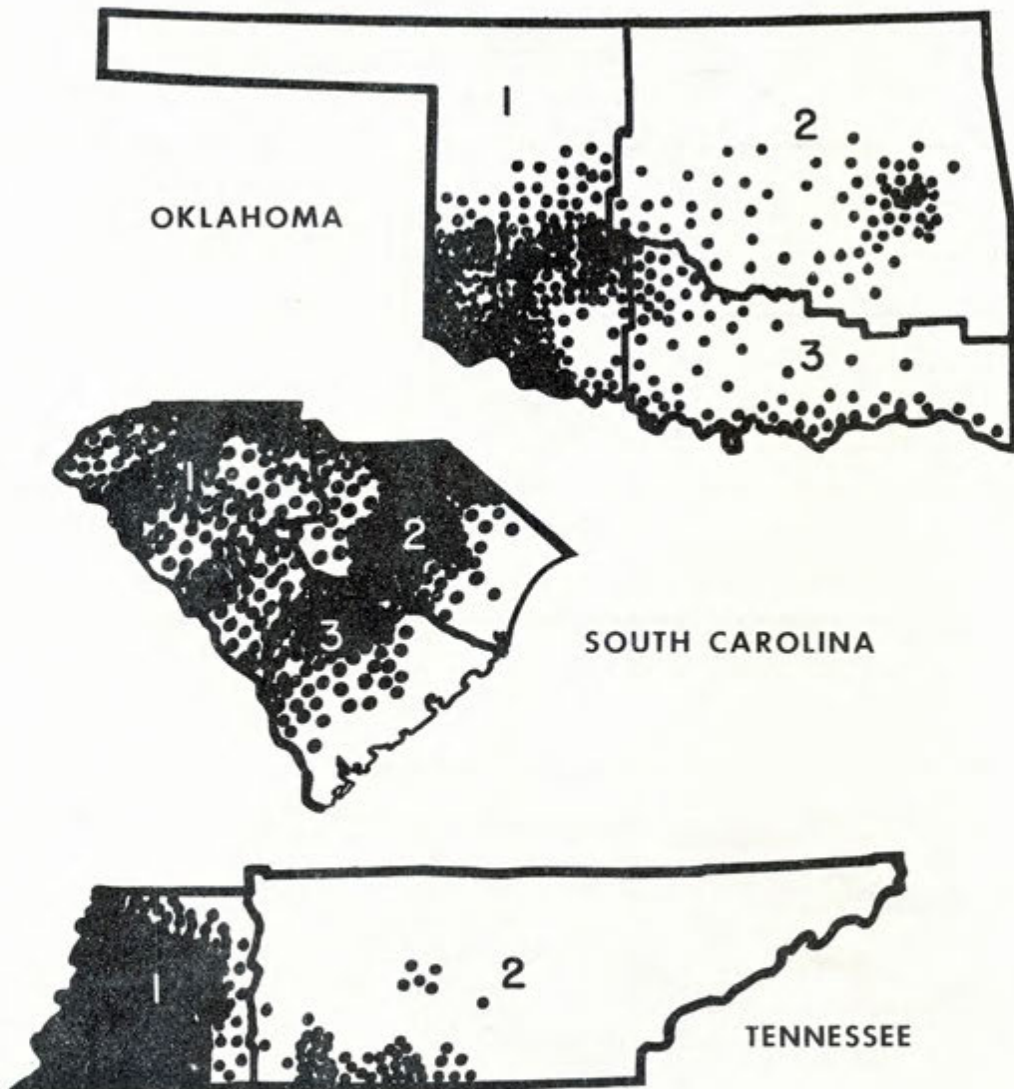


Table 41. -- Grade and staple of upland cotton ginned, by States and districts, 1955-56

Grade and staple	OKLAHOMA				SOUTH CAROLINA				TENNESSEE		
	Ginned in District			Ginned in the State	Ginned in District			Ginned in the State	Ginned in District		Ginned in the State
	1	2	3		1	2	3		1	2	
	<u>Grade</u>	<u>Bales</u>	<u>Bales</u>	<u>Bales</u>	<u>Bales</u>	<u>Bales</u>	<u>Bales</u>	<u>Bales</u>	<u>Bales</u>	<u>Bales</u>	<u>Bales</u>
White:											
3-0.M.	-	20	-	20	-	-	-	-	43	66	109
4-S.M.	2,725	1,298	146	4,169	1,335	6,885	2,640	10,860	34,128	8,916	43,044
5-M.	20,148	7,844	3,428	31,420	63,025	51,613	43,317	157,955	208,819	22,535	231,354
6-S.L.M.	58,157	17,283	13,165	88,605	107,619	94,974	53,854	246,447	174,712	15,893	190,605
7-L.M.	31,606	26,808	15,721	74,215	24,114	46,296	16,232	86,642	38,293	3,010	41,303
8-S.G.O.	1,568	6,106	2,398	10,072	325	15,486	2,561	18,372	24,116	491	24,607
9-G.O.	95	371	22	488	-	6,671	708	7,379	11,725	142	11,867
Total.	114,299	59,810	34,880	208,989	196,418	211,925	119,312	527,655	491,636	51,053	542,689
Spotted:											
3-0.M.	131	21	12	164	19	15	-	34	18	-	18
4-S.M.	15,000	966	1,887	17,853	610	216	332	1,158	2,393	92	2,485
5-M.	91,872	4,454	12,885	109,211	6,304	1,119	649	8,072	11,247	851	12,098
6-S.L.M.	66,260	4,008	13,441	83,709	2,461	673	498	3,632	16,077	727	16,804
7-L.M.	7,485	1,077	2,255	10,817	422	1,214	160	1,796	30,701	1,876	32,577
Total.	180,748	10,526	30,480	221,754	9,816	3,237	1,639	14,692	60,436	3,546	63,982
Tinged:											
3-0.M.	-	-	-	-	-	-	-	-	-	-	-
4-S.M.	1,148	24	-	1,172	-	-	-	-	9	-	9
5-M.	6,829	154	35	7,018	-	-	-	-	91	-	91
6-S.L.M.	4,450	196	23	4,669	-	7	-	7	687	-	687
7-L.M.	1,732	16	17	1,765	-	-	-	-	1,059	-	1,059
Total.	14,159	390	75	14,624	-	7	-	7	1,846	-	1,846
Yellow Stained:											
3-0.M.	-	-	-	-	-	-	-	-	-	-	-
4-S.M.	17	-	-	17	-	17	-	17	-	-	-
5-M.	110	8	-	118	-	-	-	-	-	-	-
Total.	127	8	-	135	-	17	-	17	-	-	-
Gray:											
3-0.M.	-	-	-	-	-	-	-	-	-	-	-
4-S.M.	-	-	-	-	28	875	142	1,045	26	-	26
5-M.	39	-	-	39	990	12,646	1,952	15,588	236	-	236
6-S.L.M.	-	-	-	-	92	3,332	352	3,776	192	-	192
Total.	39	-	-	39	1,110	16,853	2,446	20,409	454	-	454
Below Grade.	1,683	250	204	2,137	-	2,883	163	3,046	3,848	40	3,888
All grades	311,055	70,984	65,639	1/447,678	207,344	234,922	123,560	1/565,826	558,420	54,639	1/613,059
Grade index.	89.7	88.7	88.4	89.4	94.6	90.6	94.3	92.9	93.3	96.6	93.6
<u>Staple</u> (inches)											
13/16 and shorter.	36,395	1,144	8,446	45,985	-	415	-	415	173	50	223
7/8	96,219	11,028	15,043	122,290	-	3,292	248	3,540	1,687	399	2,086
29/32	70,185	15,968	11,567	97,720	-	528	223	751	1,807	246	2,053
15/16	58,504	20,178	12,997	91,679	97	8,074	708	8,879	10,672	1,478	12,150
31/32	21,921	8,844	7,379	38,144	315	6,830	764	7,909	12,176	1,811	13,987
1	16,316	5,871	5,609	27,796	12,952	42,158	9,483	64,593	53,536	7,160	60,696
1-1/32	8,849	3,598	3,083	15,490	98,225	103,306	48,563	250,094	155,944	17,562	173,506
1-1/16	2,380	2,948	1,295	6,623	85,922	63,834	58,347	208,103	245,035	20,945	265,980
1-3/32	148	1,109	199	1,456	9,390	5,852	5,183	20,425	66,724	4,567	71,291
1-1/8	89	315	21	425	424	478	25	927	10,070	372	10,442
1-5/32	20	21	-	41	19	95	16	130	475	19	494
1-3/16	-	-	-	-	-	42	-	42	34	20	54
1-7/32	29	-	-	29	-	-	-	-	8	-	8
1-1/4 and longer	-	-	-	-	-	18	-	18	79	10	89
All staples.	311,055	70,984	65,639	1/447,678	207,344	234,922	123,560	1/565,826	558,420	54,639	1/613,059
Average staple (32nd inches)	29.0	30.1	29.3	29.2	33.4	32.9	33.4	33.2	33.5	33.2	33.5

1/ As reported by the Bureau of the Census, running bales.

COTTON PRODUCTION BY DISTRICTS, 1955-56



Each dot represents 1,000 bales.

Table 42. -- Grade and staple of upland cotton ginned in Texas, by districts, 1955-56

Grade and staple	Ginned in District										Ginned in the State	
	1	2	3	4	5	6	7	8	9	10		
Grade	Bales	Bales	Bales	Bales	Bales	Bales	Bales	Bales	Bales	Bales	Bales	Bales
White:												
3-0.M.	20	16	-	338	610	9,863	-	1,907	161	114		13,109
4-S.M.	5,110	4,402	126	16,463	7,884	94,632	-	10,582	7,013	24,295		170,497
5-M.	75,858	52,986	1,446	110,509	51,283	95,598	1,354	77,222	49,464	114,955		630,665
6-S.L.M.	189,109	100,231	3,603	193,819	78,281	26,695	5,227	73,535	78,837	171,896		921,233
7-L.M.	62,056	36,468	1,810	105,681	50,520	4,667	1,895	29,873	63,779	56,926		414,075
8-S.G.O.	2,964	1,030	35	13,045	8,527	2,756	220	2,449	10,212	6,523		47,761
9-G.O.	319	107	5	737	471	1,513	11	97	1,031	1,394		5,685
Total	335,436	195,240	7,025	440,592	197,976	235,714	8,707	195,745	210,497	376,093		2,203,025
Spotted:												
3-0.M.	132	333	-	81	-	235	-	68	68	9		926
4-S.M.	41,501	36,246	1,563	33,919	3,092	6,910	1,581	5,291	1,201	2,071		133,365
5-M.	374,956	145,826	6,038	83,845	15,800	3,914	8,815	12,626	2,012	6,387		660,219
6-S.L.M.	505,041	104,007	1,656	57,479	9,649	4,264	4,862	6,438	3,339	5,109		701,864
7-L.M.	96,058	18,153	179	10,980	2,027	6,902	1,716	921	1,276	3,258		141,470
Total	1,017,688	304,565	9,436	186,304	30,568	22,225	16,974	25,354	7,896	16,834		1,637,844
Tinged:												
3-0.M.	-	-	-	-	-	1	-	-	-	-		1
4-S.M.	420	1,027	5	-	-	12	21	-	-	-		1,485
5-M.	9,264	10,426	-	9	74	220	64	-	-	-		20,057
6-S.L.M.	16,789	7,732	-	11	170	279	144	-	-	44		25,169
7-L.M.	4,357	1,580	5	-	42	264	56	-	-	33		6,337
Total	30,830	20,765	10	20	286	776	285	-	-	77		53,049
Yellow Stained:												
3-0.M.	-	-	-	-	-	-	-	-	-	-		-
4-S.M.	32	66	-	-	-	-	-	-	-	-		98
5-M.	900	836	-	-	-	1	10	-	-	-		1,747
Total	932	902	-	-	-	1	10	-	-	-		1,845
Gray:												
3-0.M.	-	-	-	-	-	427	-	-	-	20		447
4-S.M.	38	61	-	-	29	841	-	36	65	4,510		5,580
5-M.	231	72	-	104	59	114	-	130	280	19,928		20,918
6-S.L.M.	17	80	-	37	9	34	-	12	1,176	4,120		5,465
Total	286	193	-	141	97	1,416	-	178	1,521	28,578		32,410
Below Grade	6,604	673	5	467	317	2,787	34	321	414	1,826		13,448
All grades	1,391,776	522,338	16,476	627,524	229,244	262,919	26,010	221,598	220,328	423,408		1/ 3,941,621
Grade index	87.9	90.6	92.3	92.2	92.3	96.7	89.9	94.9	91.7	93.5		91.2
Staple (inches)												
13/16 and shorter . .	202,098	80,378	4,058	5,542	983	1,605	1,313	5,938	409	1,077		311,401
7/8	386,825	179,503	6,384	55,484	8,186	6,960	4,938	30,959	3,593	5,327		688,159
29/32	319,949	127,295	3,847	155,491	25,776	26	8,318	43,551	9,539	8,464		702,256
15/16	290,175	90,580	1,714	237,943	57,409	8,505	7,718	64,022	39,943	19,083		807,092
31/32	113,967	24,371	272	98,408	42,973	104	1,999	34,732	44,497	18,259		379,582
1	49,875	13,438	59	49,326	42,041	4,751	873	30,124	56,306	63,153		309,946
1-1/32	14,001	5,834	78	19,890	33,595	2,699	311	10,535	47,087	190,125		324,155
1-1/16	4,718	2,031	28	4,969	15,335	9,302	169	1,609	17,038	105,731		160,529
1-3/32	2,610	547	18	264	2,282	26,787	83	61	1,757	10,153		44,562
1-1/8	2,686	248	18	207	654	81,135	64	58	149	1,336		86,555
1-5/32	3,769	113	-	-	-	103,392	74	10	10	585		107,953
1-3/16	969	-	-	-	10	16,106	130	-	-	106		17,341
1-7/32	134	-	-	-	-	1,065	-	-	-	9		1,208
1-1/4 and longer . .	-	-	-	-	-	482	-	-	-	-		482
All staples	1,391,776	522,338	16,476	627,524	229,244	262,919	26,010	221,598	220,328	423,408		1/ 3,941,621
Average staple (32nd inches)	28.9	29.5	28.1	30.0	31.1	35.8	29.4	30.0	31.6	32.8		30.2

1/ As reported by the Bureau of the Census, running bales.

COTTON PRODUCTION BY DISTRICTS, 1955-56

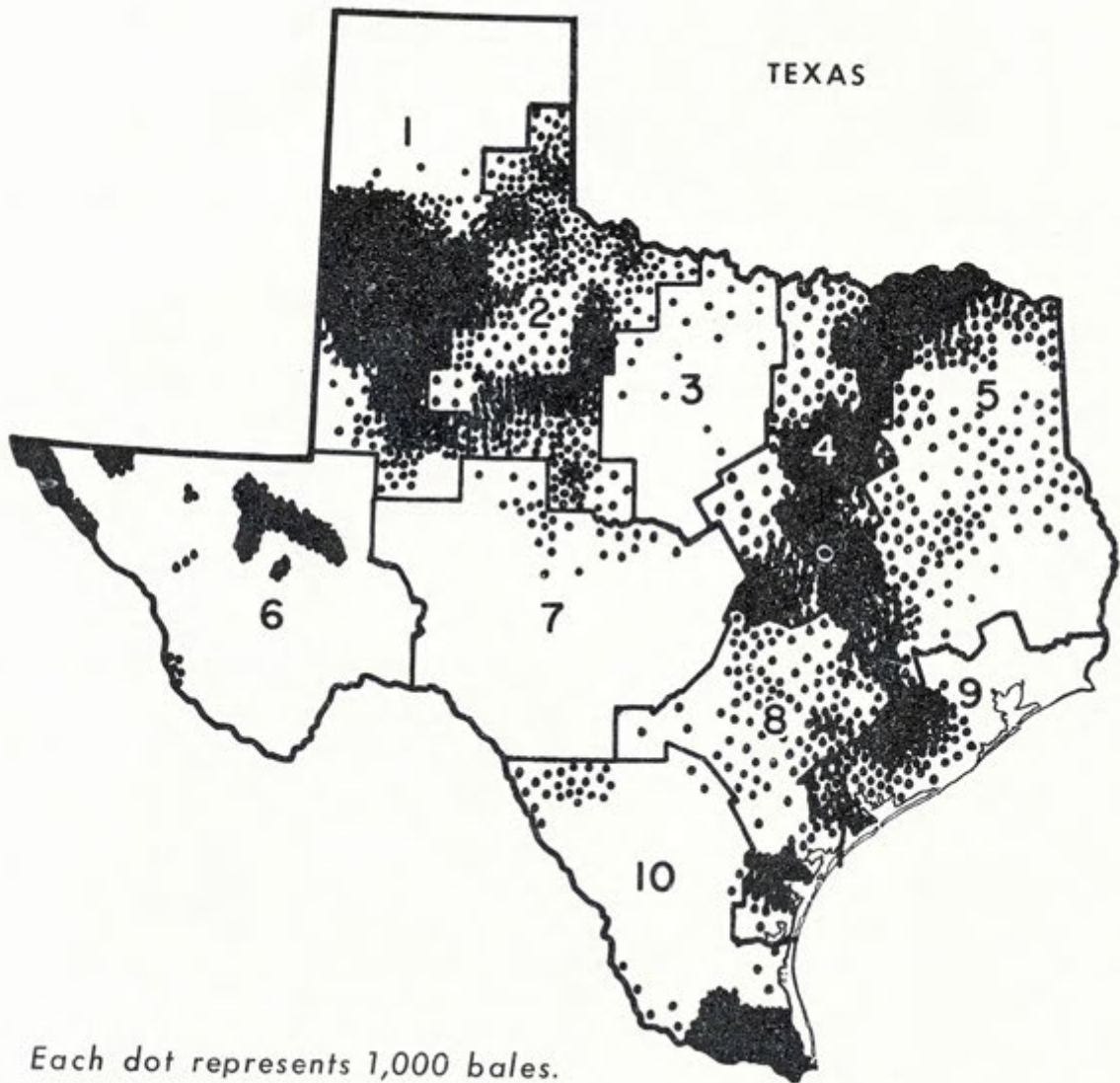


Table 43. -- Grade and staple of upland cotton in the carry-over, United States, August 1, 1955 1/

Grade	13/16 inch and shorter	7/8 inch	29/32 inch	15/16 inch	31/32 inch	1 inch	1-1/32 inches	1-1/16 inches	1-1/8 inches	1-5/32 inches	1-3/16 inches	1-7/32 inches	1-1/4 inches and longer	All staples	
	Bales	Bales	Bales	Bales	Bales	Bales	Bales	Bales	Bales	Bales	Bales	Bales	Bales	Bales	Percent
Whites:															
3-0.M.	176	1,081	1,210	2,452	2,438	2,564	7,700	17,010	6,037	10,149	3,171	404	164	66,042	0.6
4-0.M.	9,335	33,086	40,172	63,900	43,617	92,741	212,778	399,330	99,810	124,195	23,792	3,675	4,414	1,369,809	12.4
5-M.	44,142	175,878	237,095	337,129	210,977	592,449	892,030	1,167,416	127,749	81,525	16,435	3,445	4,904	4,107,013	37.4
6-5.L.M.	56,116	202,654	259,194	340,943	203,266	417,673	765,394	624,692	47,294	16,503	2,942	630	1,044	3,117,652	28.3
7-L.M.	17,422	117,557	166,809	178,301	94,908	107,429	202,723	198,384	4,486	1,502	307	69	71	1,079,866	9.8
8-5.0.	2,475	22,208	23,734	29,710	14,975	37,719	36,016	15,101	317	99	51	4	6	184,214	1.7
9-0.0.	2,171	4,478	1,995	3,981	1,849	5,140	4,068	1,536	38	5	3	2	1	25,293	.2
Total	132,039	556,042	730,209	956,416	571,750	1,105,706	2,124,299	2,333,529	285,660	233,028	46,701	8,273	10,604	9,949,709	90.4
Spotted:															
3-0.M.	367	1,518	1,453	2,009	1,340	1,111	645	645	154	101	5	-	-	9,678	.1
4-0.M.	22,359	55,364	46,542	43,083	17,869	17,971	18,981	14,981	2,121	944	173	29	8	245,660	2.2
5-M.	31,183	112,281	69,966	43,416	17,041	23,865	19,112	13,296	1,477	162	61	27	9	336,252	3.1
6-5.L.M.	19,205	81,906	65,102	45,629	13,996	16,024	13,344	9,341	366	76	41	26	11	267,462	2.4
7-L.M.	6,620	10,700	4,723	8,786	3,935	6,592	7,286	3,797	568	3	3	-	1	55,104	.5
Total	76,734	261,769	187,765	142,923	54,091	69,563	95,325	42,020	11,977	1,316	283	82	29	914,156	8.3
Flagged:															
3-0.M.	107	108	19	6	2	1	-	5	2	-	-	-	-	250	.*
4-0.M.	762	2,653	1,325	932	159	254	160	81	1	-	-	-	-	6,327	.1
5-M.	1,726	4,081	2,182	1,204	369	1,114	500	352	19	-	-	-	-	11,548	.1
6-5.L.M.	1,470	3,347	1,281	1,763	608	1,276	775	293	21	775	2	-	-	10,861	.1
7-L.M.	1,137	1,501	685	914	364	744	312	156	1	-	-	-	-	5,874	.1
Total	5,222	11,790	5,492	4,819	1,502	3,369	1,747	807	26	46	-	-	-	34,860	.4
Yellow Stained:															
3-0.M.	-	-	-	-	-	-	-	-	-	-	-	-	-	-	-
4-0.M.	62	204	121	121	21	244	28	-	-	-	-	-	-	407	.*
5-M.	822	643	165	203	21	244	-	-	-	-	-	-	-	2,126	.*
Total	904	847	165	324	21	244	26	-	-	-	-	-	-	2,533	.*
GRAY:															
3-0.M.	-	7	9	71	80	340	1,134	714	20	8	5	-	2	2,390	.*
4-0.M.	72	274	365	1,050	1,992	5,323	6,634	4,956	733	177	33	1	-	23,198	.2
5-M.	332	527	617	1,779	2,447	10,266	16,151	10,262	2,642	171	9	2	3	45,408	.4
6-5.L.M.	249	538	251	688	1,316	3,666	6,625	4,092	566	48	25	-	-	18,064	.2
Total	653	1,346	1,242	3,596	5,835	19,595	32,524	19,624	4,161	404	72	3	5	89,060	.8
Below grade.	2,600	1,561	314	1,696	346	1,360	844	206	28	-	-	-	-	8,975	.1
All grades.	220,132	834,215	925,208	1,109,774	633,515	1,199,877	2,218,767	2,396,266	860,636	290,387	235,316	46,987	10,638 2/	10,999,293	100.0
All grades.	Percent	Percent	Percent	Percent	Percent	Percent	Percent	Percent	Percent	Percent	Percent	Percent	Percent	Percent	Percent
	2.0	7.6	3.4	10.1	5.0	10.9	20.2	21.8	7.9	2.6	2.1	.4	.1	100.0	
															Grade index
															Average staple

1/ Revised.
 2/ Rounding bales, as reported by the Bureau of the Census.
 * Less than 0.05 percent.

Table 44. -- Grade and staple of upland cotton in the carry-over, United States, August 1, 1950 1/

Grade	13/16 inch and shorter		7/8 inch		29/32 inch		15/16 inch		31/32 inch		1 inch		1-1/32 inches		1-1/16 inches		1-3/32 inches		1-1/8 inches		1-5/32 inches		1-3/16 inches		1-7/32 inches		1-1/4 inches and longer		All staples								
	Bales	Percent	Bales	Percent	Bales	Percent	Bales	Percent	Bales	Percent	Bales	Percent	Bales	Percent	Bales	Percent	Bales	Percent	Bales	Percent	Bales	Percent	Bales	Percent	Bales	Percent	Bales	Percent	Bales	Percent							
White:																																					
3-0-N.	74	380	517	764	1,516	1,471	4,475	7,303	4,682	4,250	16,306	4,254	401	118	46,511	0.3																					
4-3-N.	6,011	20,474	23,947	37,249	37,845	57,952	181,458	360,395	200,216	95,002	28,884	3,709	3,581	1,228,386	8.5																						
5-N.	27,251	131,826	177,794	233,245	246,425	397,443	975,181	1,476,052	317,980	159,291	113,571	21,369	3,747	5,106	4,506,311	31.3																					
6-8-L-N.	40,247	197,888	281,400	345,941	277,494	455,126	983,404	1,133,082	335,258	76,463	22,337	4,120	685	1,685	4,155,130	28.9																					
7-L-N.	17,674	59,503	148,688	180,210	136,502	222,740	371,976	432,142	77,865	6,844	1,764	358	110	194	1,671,570	11.6																					
8-8-0-0.	3,184	15,576	16,011	36,463	24,723	70,168	92,849	71,355	8,812	370	42	33	8	35	339,649	2.4																					
9-8-0-0.	1,179	4,598	1,939	8,404	6,278	21,256	19,994	9,845	508	31	6	5	1	74,010	.5																						
Total	95,630	430,205	650,296	870,296	730,783	1,223,156	2,629,337	3,490,174	1,145,321	342,251	325,699	59,044	8,665	10,720	12,021,567	83.5																					
Spotted:																																					
3-0-N.	239	984	1,012	978	1,036	730	807	902	598	262	112	14	-	-	7,674	.1																					
4-3-N.	18,533	53,453	49,542	45,245	20,675	17,350	24,513	20,722	6,890	3,466	1,018	140	14	13	261,756	1.8																					
5-N.	66,233	220,262	175,085	131,038	43,669	38,785	44,878	31,104	6,545	1,741	395	86	28	5	761,354	5.3																					
6-8-L-N.	15,321	321,717	187,561	113,988	32,073	36,246	33,035	17,910	3,029	564	136	28	15	136	908,179	6.3																					
7-L-N.	62,052	56,950	17,190	25,017	11,985	24,333	23,683	8,725	1,158	194	10	6	-	12	231,315	1.6																					
Total	306,878	653,366	430,990	317,166	109,438	119,644	126,916	79,363	18,220	6,209	1,671	302	70	45	2,170,278	15.1																					
Tinged:																																					
3-0-N.	107	124	58	7	8	14	1	5	2	-	-	-	-	326	.2																						
4-3-N.	1,538	3,875	1,628	965	232	106	89	96	6	-	-	-	-	8,535	.1																						
5-N.	14,190	10,741	3,492	2,297	451	536	423	287	-	-	-	-	-	32,417	.2																						
6-8-L-N.	20,224	8,004	1,590	1,633	612	919	496	107	-	-	2	-	-	33,595	.2																						
7-L-N.	6,315	2,322	466	459	253	424	118	32	10	-	-	-	-	10,599	.1																						
Total	42,374	25,066	7,242	5,361	1,556	1,999	1,127	527	18	-	2	-	-	85,272	.6																						
Yellow Stained:																																					
3-0-N.	-	-	-	-	-	10	-	-	-	-	-	-	-	-	10	.*																					
4-3-N.	88	123	15	-	-	-	25	-	-	-	-	-	-	251	.*																						
5-N.	1,086	909	199	317	14	149	37	1	-	-	-	-	-	3,512	.*																						
Total	1,974	1,032	214	317	14	159	62	1	-	-	-	-	-	3,773	.*																						
Gray:																																					
3-0-N.	1	2	2	9	82	333	582	296	46	16	25	4	-	2	1,402	.*																					
4-3-N.	46	158	120	395	950	3,672	6,875	4,517	837	350	135	8	-	-	18,023	.1																					
5-N.	164	465	272	1,143	2,826	11,014	20,297	15,482	2,362	199	38	2	7	4	53,935	.4																					
6-8-L-N.	446	780	351	1,417	2,016	6,262	10,021	4,406	1,056	33	24	-	-	-	26,812	.2																					
Total	657	1,405	745	2,924	5,574	21,281	37,775	24,701	4,303	586	222	14	7	6	100,172	.7																					
Below Grade.	1,470	1,163	363	1,805	626	1,295	1,149	1,320	86	10	-	18	-	-	9,305	.1																					
All Grades	448,983	1,112,237	1,089,850	1,197,869	847,991	1,377,534	2,796,366	3,596,086	1,167,948	349,028	327,984	59,378	9,742	10,771	14,390,367	100.0																					
All Grades	Percent	Percent	Percent	Percent	Percent	Percent	Percent	Percent	Percent	Percent	Percent	Percent	Percent	Percent	Percent	Percent	Percent	Percent	Percent	Percent	Percent	Percent	Percent	Percent	Percent	Percent	Percent	Percent	Percent	Percent	Percent	Percent	Percent	Percent	Percent	Percent	Percent
	3.1	7.7	7.6	8.3	5.9	9.6	19.4	25.0	8.1	2.4	2.3	.4	.1	.1	100.0																						
1/ Preliminary.																																					
2/ Running bales, as reported by the Bureau of the Census.																																					
* Less than 0.05 percent.																																					

Grade index 94.0
Average staple 32.2

Table 45. - Tenderability of upland cotton in the carry-over, United States, August 1, 1946-56

Year	Tenderable 1/		Untenderable		Total 2/	
	Bales	Percent	Bales	Percent	Bales	Percent
1946	4,904,262	66.4	2,261,203	31.6	7,165,465	100.0
1947	1,854,707	77.5	537,342	22.5	2,392,049	100.0
1948	2,421,756	81.1	566,201	18.9	2,987,957	100.0
1949	4,587,827	88.0	627,817	12.0	5,215,644	100.0
1950	5,933,043	88.0	812,208	12.0	6,745,251	100.0
1951	1,834,990	85.6	308,690	14.4	2,143,680	100.0
1952	1,653,556	61.0	1,055,279	39.0	2,708,835	100.0
1953	4,355,511	79.5	1,122,636	20.5	5,478,147	100.0
1954	8,397,006	87.9	1,152,990	12.1	9,549,996	100.0
1955	9,845,421	89.5	1,153,872	10.5	10,999,293	100.0
1956	11,767,299	81.8	2,623,068	18.2	14,390,367	100.0

1/ Qualities tenderable in settlement of cotton futures as specified in contracts of the New York and New Orleans Cotton Exchanges.

2/ As reported by the Bureau of the Census, 1956 data preliminary.

Table 46. - Staple of cotton of foreign growth in the carry-over, August 1, 1947-56

Growth and staple (inches)	1947	1948	1949	1950	1951	1952	1953	1954	1955	1956
	<u>Bales</u>	<u>Bales</u>	<u>Bales</u>	<u>Bales</u>	<u>Bales</u>	<u>Bales</u>	<u>Bales</u>	<u>Bales</u>	<u>Bales</u>	<u>Bales</u>
Egyptian:										
1-3/32" and shorter . . .	-	-	-	-	-	-	2	-	-	38
1-3/8" and 1-5/32" . . .	-	180	-	-	-	-	8	92	139	-
1-3/16" and 1-7/32" . . .	13	-	353	346	400	1,397	105	50	224	226
1-1/4" to 1-11/32" . . .	3,064	-	5,495	11,080	2,650	-	4,986	704	1,259	1,590
1-3/8" to 1-15/32" . . .	34,540	719	35,418	34,257	32,876	26,069	38,489	42,052	13,461	7,618
1-1/2" to 1-19/32" . . .	16,848	12,055	912	11,779	20,189	5,591	14,499	9,979	14,470	4,437
1-5/8" to 1-23/32" . . .	3	19,187	-	1,035	-	-	-	-	1,394	310
1-3/4" and longer	-	1,430	-	-	-	-	-	-	-	-
All staples 1/	54,488	33,571	42,178	58,497	56,115	33,057	58,089	52,877	30,947	14,209
Peruvian:										
1-3/32" and shorter . . .	237	171	147	-	-	-	-	-	-	-
1-1/8" and 1-5/32" . . .	927	-	16	-	-	-	4	-	-	2
1-3/16" and 1-7/32" . . .	630	122	23	-	217	102	201	45	46	256
1-1/4" to 1-11/32" . . .	12,716 2/	7,128 2/	863 2/	3,161 2/	3,989 2/	-	68	469	-	-
1-3/8" to 1-15/32" . . .	-	-	-	-	-	1,015	380	67	143	2,543
1-1/2" to 1-19/32" . . .	-	-	-	-	-	582	733	485	3,456	1,080
1-5/8" to 1-23/32" . . .	-	-	-	-	-	2,216	1,570	1,595	1,644	2,179
1-3/4" and longer	-	-	-	-	-	-	-	-	-	1,070
All staples 1/	14,510	7,421	1,049	3,161	4,206	3,983	3,357	2,192	5,289	7,130
Indian: 1/										
13/16" and shorter . . .	60,797	46,425	23,699	32,985	51,408	29,918	27,168	19,197	21,796	17,299
Other Foreign: 2/										
13/16" and shorter . . .	172	514	531	50	109	53	2,899	23	4	-
7/8" and 29/32"	49	29	-	-	-	-	-	-	2,843	42
15/16" and 31/32" . . .	416	42	-	-	-	-	-	-	2,960	59
1" and 1-1/32"	970	98	-	1,924	-	-	702	-	1	84
1-1/16" and 1-3/32" . . .	92	-	-	957	-	-	378	-	618	40
1-1/8" and 1-5/32" . . .	-	-	10	-	-	1,748	-	-	-	-
1-3/16" and 1-7/32" . . .	-	-	-	-	-	469	-	251	-	-
1-1/4" and longer	2,917	1,629	2,166	552	1,086	966	2,100	622	943	36
All staples 1/	4,616	2,312	2,707	3,483	1,195	3,236	6,079	896	7,369	261
All Foreign 1/	134,411	89,729	69,633	98,126	112,924	70,194	94,693	75,162	65,401	38,899

1/ As reported by the Bureau of the Census, 1956 data preliminary.

2/ Includes those staples longer than 1-1/4" prior to 1951.

3/ Includes American Sea Island cotton in most recent years.

Table 47. -- Grade and staple of American-Egyptian cotton in the carry-over, United States, August 1, 1955 1/

Grade	1-3/8* and shorter	1-7/16* and 1-15/32*	1-1/2* and 1-17/32*	1-9/16* and longer	Total
	<u>Bales</u>	<u>Bales</u>	<u>Bales</u>	<u>Bales</u>	
1	58	1,503	14,752	497	16,810
2	851	13,831	24,696	452	39,830
3	1,988	17,212	7,756	39	26,995
4	1,907	18,548	8,648	8	29,111
5	1,462	10,731	2,109	2	14,304
6	1,566	5,528	354	-	7,448
7	1,000	2,028	22	-	3,050
8	289	259	1	-	549
9	151	8	1	-	160
10	-	-	-	-	-
Total	9,272	69,648	58,339	998	2/ 138,257
Percent	6.7	50.4	42.2	0.7	100.0
	<u>Percent</u>	<u>Percent</u>	<u>Percent</u>	<u>Percent</u>	<u>Percent</u>
1	0.6	2.2	25.3	49.8	12.2
2	9.2	19.9	42.3	45.3	28.8
3	21.4	24.7	13.3	3.9	19.5
4	20.6	26.6	14.8	.8	21.1
5	15.8	15.4	3.6	.2	10.3
6	16.9	7.9	.6	-	5.4
7	10.8	2.9	*	-	2.2
8	3.1	.4	*	-	.4
9	1.6	*	*	-	.1
10	-	-	-	-	-
Total	100.0	100.0	100.0	100.0	100.0

1/ Revised.

2/ As reported by the Bureau of the Census.

* Less than 0.05 percent.

Table 48. -- Grade and staple of American-Egyptian cotton in the carry-over, United States, August 1, 1956 1/

Grade	1-3/8* and shorter	1-7/16* and 1-15/32*	1-1/2* and 1-17/32*	1-9/16* and longer	Total
	<u>Bales</u>	<u>Bales</u>	<u>Bales</u>	<u>Bales</u>	
1	196	271	4,831	272	5,570
2	2,513	11,848	10,318	2,223	26,902
3	2,851	23,926	4,556	1,430	32,763
4	1,933	9,271	7,688	166	19,058
5	1,096	7,938	1,646	3	10,683
6	2,744	4,897	359	-	8,000
7	1,906	4,255	30	-	6,191
8	1,054	22	2	-	1,078
9	80	13	6	-	99
10	14	-	-	-	14
Total	14,387	62,441	29,436	4,094	2/ 110,358
Percent	13.0	56.6	26.7	3.7	100.0
	<u>Percent</u>	<u>Percent</u>	<u>Percent</u>	<u>Percent</u>	<u>Percent</u>
1	1.4	.4	16.4	6.6	5.0
2	17.5	19.0	35.1	54.3	24.4
3	19.8	38.5	15.5	34.9	29.7
4	13.4	14.8	26.1	4.1	17.3
5	7.6	12.7	5.6	.1	9.7
6	19.1	7.8	1.2	-	7.2
7	13.2	6.8	.1	-	5.6
8	7.3	*	*	-	1.0
96	*	*	-	.1
101	-	-	-	.1
Total	100.0	100.0	100.0	100.0	100.0

1/ Preliminary.

2/ As reported by the Bureau of the Census.

* Less than 0.05 percent.

Table 49. Grade and staple of upland cotton in the carry-over, by places of storage, United States, August 1, 1953-56

Grade and staple	Consuming establishments				Public warehouses, compresses, and elsewhere 1/				All places of storage			
	1953	1954	1955	1956	1953	1954	1955	1956	1953	1954	1955	1956
Grade	Bales	Bales	Bales	Bales	Bales	Bales	Bales	Bales	Bales	Bales	Bales	Bales
White:												
3-0-M.	17,402	28,436	21,640	10,012	33,140	41,329	44,402	36,499	50,542	69,765	66,042	46,511
4-S-M.	241,157	191,966	212,950	129,026	519,869	1,135,013	1,156,959	1,099,360	761,026	1,326,979	1,369,509	1,228,386
5-M.	557,089	339,057	418,646	276,642	1,349,121	3,162,837	3,690,772	4,229,669	1,906,210	3,501,894	4,107,013	4,506,311
6-S-L-M.	338,178	305,263	389,486	242,398	847,901	1,943,458	2,728,166	3,912,732	1,186,079	2,248,721	3,117,652	4,155,130
7-L-M.	97,925	142,526	127,166	86,882	291,247	1,047,319	952,820	1,584,688	389,172	1,189,845	1,079,986	1,671,570
8-S-G-O.	39,346	37,929	39,820	25,203	78,065	190,241	144,394	314,446	117,411	228,170	184,214	339,649
9-G-O.	4,926	5,012	5,837	2,265	21,281	19,907	19,456	71,745	26,207	24,919	25,293	74,010
Total	1,296,023	1,050,189	1,215,145	772,428	3,140,624	7,540,104	8,736,969	11,249,139	4,436,647	8,590,293	9,949,709	12,021,567
Spotted:												
3-0-M.	3,757	187	560	433	2,727	6,696	9,118	7,241	6,484	6,883	9,678	7,674
4-S-M.	17,611	13,661	20,707	10,714	145,152	145,972	224,993	251,042	162,763	159,633	245,660	261,756
5-M.	54,728	42,105	51,238	28,357	251,296	248,865	285,014	732,997	306,024	290,970	336,252	761,354
6-S-L-M.	26,084	35,592	32,951	18,710	239,705	267,364	234,911	889,469	265,789	302,956	267,462	908,179
7-L-M.	13,879	9,087	13,444	7,886	101,173	66,075	41,660	223,429	115,052	75,162	55,104	231,315
Total	116,059	100,632	118,500	66,100	740,053	734,972	795,656	2,104,178	856,112	835,604	914,156	2,170,278
Tinged:												
3-0-M.	21	-	-	-	578	318	250	326	599	318	250	326
4-S-M.	3,448	1,035	523	332	9,841	7,755	5,804	8,203	13,289	8,790	6,327	8,535
5-M.	6,881	5,096	3,137	1,733	29,727	17,224	8,411	30,684	36,608	22,320	11,548	32,417
6-S-L-M.	8,102	2,153	4,387	-	42,074	15,406	6,474	33,595	50,176	17,559	10,861	33,595
7-L-M.	5,031	1,915	2,390	-	32,212	10,665	3,484	10,399	37,243	12,580	5,874	10,399
Total	23,483	10,199	10,437	2,065	114,432	51,368	24,423	83,207	137,915	61,567	34,860	85,272
Yellow Stained:												
3-0-M.	21	-	-	-	30	71	-	10	51	71	-	10
4-S-M.	10	38	129	42	1,347	667	278	209	1,357	705	407	251
5-M.	715	514	461	130	3,208	3,197	1,665	3,382	3,923	3,711	2,126	3,512
Total	746	552	590	172	4,585	3,935	1,943	3,601	5,331	4,487	2,533	3,773
Gray:												
3-0-M.	-	-	-	-	469	1,258	2,390	1,402	469	1,258	2,390	1,402
4-S-M.	881	942	1,699	945	6,920	12,307	21,499	17,078	7,801	13,249	23,198	18,023
5-M.	849	3,633	8,097	5,406	10,592	18,706	37,311	48,529	11,441	22,339	45,408	53,935
6-S-L-M.	361	3,695	3,153	2,216	8,250	8,086	14,911	24,596	8,611	11,781	18,064	26,812
Total	2,091	8,270	12,949	8,567	26,231	40,357	76,111	91,605	28,322	48,627	89,060	100,172
Below Grade. . .	1,230	1,872	1,750	836	12,590	7,546	7,225	8,469	13,820	9,418	8,975	9,305
All grades 2/ . .	1,439,632	1,171,714	1,359,371	850,168	4,038,515	8,378,282	9,642,327	13,540,199	5,478,147	9,549,996	10,999,293	14,390,367
Grade Index. . .	96.3	95.1	95.4	95.5	94.6	95.5	95.9	93.9	95.0	95.5	95.9	94.0
Staple (32nd inches)												
13/16" and shorter	2,682	3,185	3,753	1,545	204,547	183,483	216,399	447,438	207,229	186,668	220,152	448,983
7/8"	51,466	39,002	53,891	27,384	463,001	596,114	780,324	1,084,853	514,467	635,116	834,215	1,112,237
29/32"	26,591	29,748	35,402	18,891	326,362	661,360	889,806	1,070,959	352,953	691,108	925,208	1,089,850
15/16"	62,431	56,580	48,044	27,621	350,916	811,155	1,061,730	1,170,246	413,347	867,735	1,109,774	1,197,869
31/32"	48,644	41,314	59,062	32,425	218,822	466,962	574,453	815,566	267,466	508,276	633,515	847,991
1"	181,122	180,137	187,698	130,725	485,007	883,015	1,012,179	1,246,809	666,129	1,063,152	1,199,877	1,377,534
1-1/32"	293,222	246,182	318,097	199,868	770,720	1,794,351	1,900,670	2,596,498	1,063,942	2,040,533	2,218,767	2,796,366
1-1/16"	503,967	353,785	370,987	225,066	877,618	1,999,466	2,027,684	3,371,020	1,381,985	2,353,251	2,396,266	3,596,086
1-3/32"	165,413	121,105	181,997	119,798	255,048	683,549	687,839	1,048,190	420,461	804,654	869,836	1,167,948
1-1/8"	59,497	62,681	67,177	45,589	41,338	150,283	223,210	303,439	100,835	212,964	290,367	349,028
1-5/32"	23,508	21,351	21,036	13,309	25,750	119,290	214,280	314,275	49,258	140,641	235,316	327,584
1-3/16"	9,727	9,102	6,316	3,996	11,196	21,276	40,671	55,382	20,923	30,378	46,967	59,378
1-7/32"	5,566	2,591	1,953	1,285	3,208	3,318	6,402	7,457	8,774	5,909	8,355	8,742
1-1/4" and longer	5,796	4,951	3,958	2,706	4,982	4,660	6,680	8,065	10,778	9,611	10,638	10,771
All staples 2/ . .	1,439,632	1,171,714	1,359,371	850,168	4,038,515	8,378,282	9,642,327	13,540,199	5,478,147	9,549,996	10,999,293	14,390,367
Ave. staple	33.3	33.2	33.2	33.2	31.7	32.2	32.1	32.2	32.1	32.3	32.2	32.2

1/ The "elsewhere" cotton, as reported by the Bureau of the Census, amounted to 259,000 for 1953, 255,000 for 1954, 220,000 for 1955 and 309,000 for 1956.

2/ As reported by the Bureau of the Census, 1956 data preliminary.

Table 50. Carry-over, crop, supply and disappearance of upland cotton, by grade groupings, United States, 1937-56

Year beginning August 1	White 1/									Other Colored 2/	All grades 3/
	Good Middling	Strict Middling	Middling	Strict Low Middling	Low Middling	Strict Good Ordinary and Good Ordinary	Strict Middling and higher	Middling	Strict Low Middling		
	1,000 bales	1,000 bales	1,000 bales	1,000 bales	1,000 bales	1,000 bales	1,000 bales	1,000 bales	1,000 bales	1,000 bales	1,000 bales
CARRY-OVER											
1937	99	675	1,393	864	333	100	267	275	138	238	4,382
1938	133	1,298	3,439	2,685	1,165	435	714	889	282	396	11,436
1939	195	2,005	4,697	3,073	1,052	131	609	814	148	219	12,943
1940	179	1,428	3,524	2,858	734	69	702	651	118	190	10,453
1941	198	1,601	4,177	3,225	731	163	806	677	147	286	12,011
1942	77	966	2,761	2,852	1,174	428	622	775	371	449	10,475
1943	70	710	2,689	2,861	1,524	627	494	793	387	375	10,530
1944	90	1,043	2,770	2,970	1,397	564	489	702	276	258	10,559
1945	64	784	2,696	2,954	1,469	1,005	574	774	269	417	11,006
1946	36	594	1,943	1,720	760	934	261	356	187	374	7,165
1947	52	419	646	489	242	313	27	48	56	100	2,392
1948	57	530	1,005	520	295	214	49	75	87	156	2,988
1949	40	666	1,999	1,420	437	120	115	150	108	161	5,216
1950	44	718	2,376	2,108	562	68	266	383	80	140	6,745
1951	25	319	809	538	116	50	48	78	46	115	2,144
1952	14	200	595	502	348	186	47	151	289	377	2,709
1953	51	761	1,906	1,186	389	144	169	266	300	300	5,478
1954	70	1,327	3,501	2,249	1,190	253	167	291	303	199	9,550
1955	66	1,370	4,136	3,118	1,080	210	205	336	267	191	10,999
1956	47	1,228	4,506	4,155	1,672	414	269	761	908	430	14,390
CROP											
1937	556	2,655	4,674	3,704	1,456	636	1,666	1,664	510	516	18,237
1938	315	2,344	3,779	2,161	346	57	1,432	975	102	87	11,598
1939	188	1,925	3,830	2,940	559	121	776	874	144	95	11,452
1940	69	1,468	5,290	3,459	589	377	335	214	140	320	12,261
1941	29	773	3,446	3,133	1,086	319	449	404	286	309	10,434
1942	40	855	4,302	3,916	1,243	475	605	538	196	193	12,363
1943	163	1,475	3,584	3,745	1,009	238	413	294	64	84	11,069
1944	11	486	3,702	3,333	1,484	646	270	380	130	389	11,831
1945	10	364	2,328	2,924	1,196	813	273	399	161	341	8,809
1946	34	655	2,652	2,866	781	440	381	451	122	133	8,515
1947	365	2,452	4,080	1,780	820	365	698	378	263	355	11,556
1948	111	1,762	5,579	3,578	1,031	445	692	473	306	580	14,577
1949	50	924	4,311	5,218	1,763	331	864	1,333	475	636	15,905
1950	26	713	3,005	2,933	660	161	698	824	262	564	9,846
1951	41	1,040	4,840	4,141	1,443	371	651	951	769	779	15,026
1952	92	1,591	5,600	3,876	1,171	261	511	1,013	420	323	14,858
1953	63	2,099	5,716	4,175	2,154	604	381	338	436	387	16,253
1954	43	1,531	4,889	4,276	1,173	314	296	458	255	342	13,577
1955	42	905	4,078	4,504	1,804	469	235	940	924	600	14,501
SUPPLY 4/											
1937	655	3,330	6,267	4,568	1,789	736	1,933	1,939	648	754	22,619
1938	448	3,642	7,218	4,846	1,511	492	2,146	1,864	384	483	23,034
1939	383	3,930	8,527	6,013	1,611	252	1,385	1,608	292	314	24,395
1940	248	2,896	8,814	6,317	1,323	446	1,037	865	258	510	22,714
1941	227	2,374	7,623	6,358	1,817	662	1,255	1,061	433	595	22,445
1942	117	1,821	7,063	6,768	2,417	903	1,227	1,313	567	642	22,808
1943	233	2,185	6,273	6,606	2,533	865	907	1,067	451	459	21,599
1944	101	1,529	6,472	7,303	2,881	1,210	759	1,062	406	647	22,390
1945	74	1,148	5,024	5,878	2,665	1,818	847	1,173	430	798	19,815
1946	70	1,249	4,595	4,586	1,541	1,374	642	807	309	507	15,680
1947	417	2,871	4,726	2,269	1,062	678	725	426	319	455	13,948
1948	168	2,292	6,584	4,098	1,326	659	741	568	393	736	17,565
1949	90	1,590	6,310	6,638	2,200	451	979	1,483	583	797	21,121
1950	70	1,431	5,381	5,041	1,222	229	964	1,207	342	704	16,592
1951	66	1,359	5,649	4,679	1,599	421	699	1,029	815	894	17,170
1952	106	1,791	6,195	4,378	1,519	447	598	1,164	709	700	17,567
1953	114	2,860	7,622	5,361	2,543	748	450	644	702	687	21,731
1954	113	2,858	8,391	6,525	2,363	567	463	749	598	541	23,127
1955	108	2,275	8,184	7,622	2,884	679	490	1,276	1,191	791	25,500
DISAPPEARANCE 5/											
1937	522	2,032	2,828	1,883	624	301	1,219	1,050	366	358	11,183
1938	253	1,637	2,521	1,773	459	361	1,537	1,050	236	264	10,091
1939	204	2,502	5,003	3,155	877	183	683	1,037	174	124	13,942
1940	50	1,295	4,637	3,092	592	283	231	188	111	224	10,703
1941	150	1,408	4,862	3,506	643	254	633	306	62	146	11,970
1942	47	1,111	4,374	3,907	893	276	733	520	180	267	12,308
1943	143	1,142	3,503	3,636	1,136	301	418	385	175	201	11,040
1944	37	745	3,776	4,349	1,412	205	185	308	137	230	11,384
1945	38	554	3,081	4,158	1,905	894	615	817	243	384	12,650
1946	18	830	3,949	4,097	1,299	1,061	615	799	253	407	13,288
1947	360	2,341	3,721	1,749	767	464	676	351	232	299	10,960
1948	128	1,626	4,585	2,678	889	539	626	418	285	575	12,349
1949	46	872	3,934	4,530	1,638	383	713	1,100	503	657	14,376
1950	45	1,112	4,572	4,503	1,106	179	916	1,129	296	589	14,447
1951	52	1,159	5,065	4,177	1,211	235	651	878	526	517	14,461
1952	55	1,030	4,289	3,102	1,130	303	389	958	443	400	12,009
1953	44	1,533	4,121	3,112	1,353	495	283	353	398	489	12,181
1954	47	1,488	4,284	3,407	1,283	357	298	413	291	350	12,128
1955	61	1,047	3,678	3,467	1,212	265	221	515	283	361	11,110

1/ Official standards for Extra White cotton abolished effective August 15, 1953. White and Extra White combined in 1952 and earlier years and Good Middling includes higher grades.

2/ Other Colored includes Low Middling Spotted; all grades of Tinged, Light Yellow Stained, Yellow Stained, Gray and Blue Stained prior to 1936; Low Middling Spotted, and all grades of Tinged, Yellow Stained, and Gray from 1936 to date. Below Grade is included with Other Colored.

3/ As reported by the Bureau of the Census, 1956 carry-over and 1955 disappearance preliminary.

4/ Carry-over at the beginning of the season plus crop.

5/ Supply minus carry-over at the end of the season.

Table 51. Carry-over, crop, supply and disappearance of upland cotton, by staple groupings, United States, 1937-56

Season beginning August 1	13/16* and shorter	7/8* and 29/32*	15/16* and 31/32*	1* and 1-1/32*	1-1/16* and 1-3/32*	1-1/8* and 1-5/32*	1-3/16* and 1-7/32*	1-1/4* and longer	All lengths 1/
	bales	bales	bales	bales	bales	bales	bales	bales	bales
CARRY-OVER									
1937	606	1,600	899	644	296	265	90	22	4,382
1938	1,326	3,742	2,814	1,957	1,094	370	114	19	11,436
1939	1,240	3,481	3,069	2,745	1,631	671	76	22	12,943
1940	781	2,827	2,583	2,149	1,443	578	54	38	10,453
1941	705	2,853	3,254	2,780	1,688	598	84	49	12,011
1942	876	2,751	2,335	2,570	1,301	472	107	63	10,475
1943	1,075	2,711	2,040	2,246	1,723	521	136	78	10,530
1944	1,327	2,525	2,208	2,631	1,288	386	137	57	10,559
1945	1,166	2,693	2,010	2,764	1,833	385	104	51	11,006
1946	562	1,172	1,228	2,103	1,562	385	105	48	7,165
1947	25	164	343	1,022	544	213	52	29	2,392
1948	53	242	398	1,219	795	238	29	14	2,988
1949	23	122	356	2,139	2,293	255	18	10	5,216
1950	54	512	704	2,351	2,751	297	50	26	6,745
1951	14	105	191	668	849	247	48	22	2,144
1952	72	453	384	955	691	102	30	22	2,709
1953	207	867	681	1,730	1,802	150	30	11	5,478
1954	187	1,326	1,376	3,104	3,157	354	36	10	9,550
1955	220	1,759	1,743	3,419	3,266	526	55	11	10,999
1956	449	2,202	2,046	4,174	4,765	677	68	11	14,390
CROP									
1937	1,835	5,235	5,038	3,542	1,639	842	90	16	18,237
1938	510	2,006	3,124	2,964	2,024	764	155	51	11,598
1939	627	2,397	2,780	3,351	1,762	426	76	33	11,452
1940	334	1,591	2,999	4,185	2,506	534	67	45	12,261
1941	441	1,224	2,265	3,621	1,968	496	139	80	10,434
1942	531	1,668	2,586	4,331	2,518	521	110	98	12,363
1943	858	1,257	2,593	4,230	1,631	302	142	56	11,069
1944	550	1,330	2,188	4,884	2,539	254	65	21	11,631
1945	234	677	1,697	3,699	2,262	181	40	19	8,009
1946	168	620	1,108	3,494	2,879	201	30	15	8,515
1947	813	1,263	1,774	4,988	2,581	128	7	2	11,556
1948	569	1,230	1,663	5,724	5,095	279	12	5	14,577
1949	615	2,493	2,376	4,956	5,069	314	64	18	15,905
1950	176	1,074	1,092	3,002	4,212	206	67	17	9,846
1951	288	2,080	1,625	5,264	5,446	258	59	6	15,026
1952	499	1,889	1,714	5,292	5,135	293	34	2	14,858
1953	81	1,698	2,172	5,814	6,100	364	23	1	16,253
1954	264	1,756	1,918	5,298	3,890	415	32	4	13,577
1955	372	1,683	1,561	3,607	6,506	547	22	3	14,501
SUPPLY 2/									
1937	2,441	6,835	5,897	4,186	1,935	1,107	180	38	22,619
1938	1,836	5,748	5,938	4,921	3,118	1,134	269	70	23,034
1939	1,875	5,878	5,849	6,096	3,393	1,097	152	55	24,395
1940	1,115	4,418	5,582	6,334	3,949	1,112	121	83	22,714
1941	1,146	4,077	5,519	6,601	3,656	1,094	223	129	22,445
1942	1,407	4,419	4,921	6,901	3,819	993	217	161	22,038
1943	1,933	3,968	4,633	6,476	3,354	823	278	134	21,599
1944	1,877	3,855	4,396	7,515	3,827	640	202	78	22,390
1945	1,400	3,370	3,707	6,463	4,095	566	144	70	19,815
1946	730	1,792	2,336	5,597	4,441	586	135	63	15,680
1947	638	1,427	2,117	6,010	3,125	341	59	31	13,948
1948	622	1,472	2,061	6,943	5,890	517	41	19	17,565
1949	638	2,615	2,732	7,095	7,362	569	82	28	21,121
1950	230	1,586	1,796	5,353	6,963	503	117	43	16,591
1951	302	2,185	1,816	5,932	6,295	505	107	28	17,170
1952	571	2,342	2,098	6,247	5,826	395	64	24	17,567
1953	288	2,505	2,853	7,544	7,902	514	53	12	21,731
1954	451	3,082	3,294	8,402	7,047	769	68	14	23,127
1955	592	3,442	3,304	7,226	9,772	1,073	77	14	25,500
DISAPPEARANCE 3/									
1937	1,115	3,093	3,083	2,229	841	737	66	19	11,183
1938	588	2,267	2,869	2,176	1,487	463	193	48	10,091
1939	1,094	3,051	3,266	3,947	1,950	519	98	17	13,942
1940	410	1,565	2,328	3,554	2,261	514	37	34	10,703
1941	270	1,326	3,184	4,031	2,355	622	116	66	11,970
1942	332	1,708	2,881	4,655	2,096	472	81	83	12,308
1943	606	1,443	2,425	3,845	2,066	437	141	77	11,040
1944	711	1,162	2,386	4,751	1,994	255	98	27	11,384
1945	638	2,198	2,479	4,360	2,533	181	39	22	12,650
1946	705	1,628	1,993	4,575	3,897	373	83	34	13,288
1947	785	1,185	1,719	4,791	2,330	103	30	17	10,960
1948	599	1,350	1,705	4,804	3,597	262	23	9	12,349
1949	584	2,103	2,028	4,744	4,611	272	32	2	14,376
1950	216	1,481	1,605	4,685	6,114	256	69	21	14,447
1951	230	1,732	1,432	4,977	5,604	403	77	6	14,461
1952	364	1,475	1,417	4,517	4,024	245	34	13	12,089
1953	101	1,239	1,477	4,440	4,745	160	17	2	12,181
1954	231	1,323	1,551	4,983	3,781	243	13	3	12,128
1955	143	1,240	1,258	3,052	5,009	396	9	3	11,110

1/ As reported by the Bureau of the Census, 1956 carry-over and 1955 disappearance preliminary.

2/ Carry-over at the beginning of the season plus crop.

3/ Supply minus carry-over at the end of the season.

Table 52. -- Grade and staple of upland cotton in the supply, United States, 1955-56 1/2

Grade	13/16 inch and shorter		7/8 inch		29/32 inch		15/16 inch		31/32 inch		1 inch		1-1/32 inches		1-1/16 inches		1-3/32 inches		1-1/8 inches		1-5/32 inches		1-3/16 inches		1-7/32 inches		1-1/4 inches and longer		All staples				
	Bales	Percent	Bales	Percent	Bales	Percent	Bales	Percent	Bales	Percent	Bales	Percent	Bales	Percent	Bales	Percent	Bales	Percent	Bales	Percent	Bales	Percent	Bales	Percent	Bales	Percent	Bales	Percent	Bales	Percent			
White:																																	
3-0-N.	530	1,950	1,063	2,088	2,090	2,928	8,432	21,201	19,826	19,903	19,926	4,594	450	186	107,647	0.4																	
4-0-N.	10,562	40,580	51,292	83,480	56,503	113,095	325,926	742,176	396,177	216,648	196,165	32,125	4,700	4,949	2,274,383	8.9																	
5-N.	51,573	231,894	328,269	498,040	312,661	584,068	1,671,422	3,009,482	1,041,815	282,479	138,178	24,157	4,299	6,507	8,184,804	32.1																	
6-S.L.N.	70,239	303,844	428,945	603,031	354,795	690,126	1,823,887	2,403,687	765,238	137,625	29,962	4,762	775	1,689	7,621,504	29.9																	
7-L.N.	25,301	108,949	247,515	308,399	179,467	349,971	652,840	772,803	162,497	13,006	2,469	489	113	227	2,884,066	11.3																	
8-S.L.O.	4,144	30,400	32,072	95,282	37,952	108,774	153,983	114,268	13,021	753	132	101	4	126	580,622	2.2																	
9-0.O.	3,262	9,105	2,740	14,742	11,839	38,097	34,827	12,539	537	45	6	3	2	14	127,758	.5																	
Total	165,601	706,722	1,092,699	1,565,872	955,647	1,890,059	4,671,317	7,076,158	2,399,111	670,519	386,858	66,231	10,303	13,698	21,790,825	85.3																	
Spotted:																																	
3-0-M.	412	1,642	1,636	2,250	1,479	1,246	1,104	1,016	608	405	164	17	-	-	12,579	*																	
4-S.M.	27,981	85,324	87,936	33,983	30,125	51,491	50,582	14,170	5,825	1,962	276	61	61	22	478,122	1.9																	
5-N.	85,648	319,474	288,293	243,535	85,593	74,225	96,464	66,931	12,015	3,132	590	101	70	26	1,276,097	5.0																	
6-S.L.N.	176,353	387,526	286,756	164,245	51,332	62,611	66,033	39,091	4,172	105	52	26	11	11	1,191,610	4.7																	
7-L.N.	72,077	66,623	22,133	39,662	22,776	40,590	50,122	17,746	1,262	182	23	50	11	1	342,266	1.3																	
Total	362,471	862,989	639,202	536,628	193,163	216,805	265,214	178,566	32,227	10,241	2,844	496	168	60	3,300,674	12.9																	
Tinged:																																	
3-0-M.	107	109	19	6	2	2	1	5	2	2	-	-	-	-	253	*																	
4-S.M.	1,606	3,682	1,999	1,146	256	286	230	95	4	-	-	-	-	-	9,171	*																	
5-N.	15,324	14,104	4,494	2,477	563	1,409	570	414	4	19	-	-	-	-	39,398	.2																	
6-S.L.N.	21,570	10,988	2,718	3,166	1,082	2,190	1,163	331	21	27	1	-	-	-	43,257	.2																	
7-L.N.	7,290	3,960	995	1,637	910	1,774	623	248	1	-	-	-	-	-	16,998	.1																	
Total	45,637	32,462	10,125	8,432	2,833	5,661	2,957	1,093	29	46	2	-	-	-	109,077	.5																	
Yellow Stained:																																	
3-0-M.	-	-	-	-	-	-	-	-	-	-	-	-	-	-	-	-	-	-	-	-	-	-	-	-	-	-	-	-	-	-	-	-	
4-S.M.	167	234	-	121	-	-	17	-	-	-	-	-	-	-	539	*																	
5-N.	2,411	854	205	234	23	245	28	-	-	-	-	-	-	-	4,000	*																	
Total	2,578	1,088	205	355	23	245	45	-	-	-	-	-	-	-	4,539	*																	
Gray:																																	
3-0-M.	-	7	18	86	81	418	1,259	1,222	645	167	273	12	-	2	4,190	*																	
4-S.M.	83	348	804	2,001	2,964	8,315	14,730	14,039	4,779	605	459	16	-	-	49,143	.2																	
5-N.	397	937	1,167	3,479	6,208	30,385	56,987	40,747	7,960	327	54	3	-	3	140,654	.6																	
6-S.L.N.	452	1,190	664	2,917	4,098	13,985	25,991	12,505	1,143	79	26	-	-	-	63,050	.2																	
Total	932	2,482	2,653	6,483	13,351	53,103	96,967	68,513	14,527	1,178	812	31	-	5	265,037	1.0																	
Below Grade,	14,507	11,313	1,012	11,313	9,083	14,021	7,053	1,627	89	32	1	9	-	5	69,665	.3																	
All grades	591,996	1,696,656	1,745,896	2,131,083	1,175,100	2,179,894	5,045,753	7,325,957	2,445,983	682,016	390,517	66,767	10,471	13,768	25,499,817	100.0																	
All grades	2.4	6.7	6.8	8.4	4.6	8.5	19.8	28.6	9.6	2.7	1.5	.3	*	.1	100.0																		

1/ 1955 carry-over plus 1955-56 crop.
* Less than 0.05 percent.

Grade index 94.3
Average staple 32.4