

# **COTTON QUALITY STATISTICS**

## **UNITED STATES**

### **1957-58**



**UNITED STATES DEPARTMENT OF AGRICULTURE**  
**Agricultural Marketing Service ... Cotton Division**  
**Washington, D. C.**

CONTENTS

TABLE NO.		PAGE NO.
	INTRODUCTION . . . . .	3
	DISTRIBUTION OF COTTON PRODUCTION: UNITED STATES . . . . .	4
UNITED STATES TABLES:		
1	GRADE AND STAPLE OF UPLAND COTTON GINNED IN THE UNITED STATES, 1957-58 . . . . .	5
2	GRADE AND STAPLE OF UPLAND COTTON GINNED IN THE UNITED STATES, 1957-58 . . . . .	6
3	GRADE AND STAPLE OF SPECIFIED QUALITIES (SPLIT GRADES) OF UPLAND COTTON GINNED IN THE UNITED STATES, 1957-58 . . . . .	7
4	GRADE AND STAPLE OF AMERICAN-EGYPTIAN COTTON GINNED, BY STATES AND UNITED STATES, 1957-58 . . . . .	8
5	GRADE AND STAPLE OF UPLAND COTTON GINNED IN THE UNITED STATES, DURING SPECIFIED PERIODS, 1957-58 . . . . .	9
6	GRADE AND STAPLE OF AMERICAN-EGYPTIAN COTTON GINNED IN THE UNITED STATES, DURING SPECIFIED PERIODS, 1957-58 . . . . .	10
7	GRADE OF UPLAND COTTON GINNED IN THE UNITED STATES, BY STATES, CROPS OF 1956 AND 1957 . . . . .	11
8	GRADE OF UPLAND COTTON GINNED IN THE UNITED STATES, BY STATES, CROPS OF 1956 AND 1957 . . . . .	12
9	STAPLE OF UPLAND COTTON GINNED IN THE UNITED STATES, BY STATES, CROPS OF 1956 AND 1957 . . . . .	13
10	STAPLE OF UPLAND COTTON GINNED IN THE UNITED STATES, BY STATES, CROPS OF 1956 AND 1957 . . . . .	14
11	GRADE INDEX AND AVERAGE STAPLE OF UPLAND COTTON GINNED IN THE UNITED STATES, BY STATES, CROPS OF 1953-57 . . . . .	15
12	PREPARATION OF UPLAND COTTON GINNED IN THE UNITED STATES, DURING SPECIFIED PERIODS, BY STATES, 1957-58 . . . . .	16-17
13	TENDERABILITY OF UPLAND COTTON GINNED, BY STATES, 1957-58 . . . . .	18
14	TENDERABILITY OF UPLAND COTTON GINNED IN THE UNITED STATES, 1945-57 . . . . .	18
STATE TABLES:		
15	GRADE AND STAPLE OF UPLAND COTTON GINNED IN ALABAMA, 1957-58 . . . . .	19
16	GRADE AND STAPLE OF UPLAND COTTON GINNED IN ARIZONA, 1957-58 . . . . .	20
17	GRADE AND STAPLE OF UPLAND COTTON GINNED IN ARKANSAS, 1957-58 . . . . .	21
18	GRADE AND STAPLE OF UPLAND COTTON GINNED IN CALIFORNIA, 1957-58 . . . . .	22
19	GRADE AND STAPLE OF UPLAND COTTON GINNED IN FLORIDA, 1957-58 . . . . .	23
20	GRADE AND STAPLE OF UPLAND COTTON GINNED IN GEORGIA, 1957-58 . . . . .	24
21	GRADE AND STAPLE OF UPLAND COTTON GINNED IN ILLINOIS, 1957-58 . . . . .	25
22	GRADE AND STAPLE OF UPLAND COTTON GINNED IN KENTUCKY, 1957-58 . . . . .	26
23	GRADE AND STAPLE OF UPLAND COTTON GINNED IN LOUISIANA, 1957-58 . . . . .	27
24	GRADE AND STAPLE OF UPLAND COTTON GINNED IN MISSISSIPPI, 1957-58 . . . . .	28
25	GRADE AND STAPLE OF UPLAND COTTON GINNED IN MISSOURI, 1957-58 . . . . .	29
26	GRADE AND STAPLE OF UPLAND COTTON GINNED IN NEW MEXICO, 1957-58 . . . . .	30
27	GRADE AND STAPLE OF UPLAND COTTON GINNED IN NORTH CAROLINA, 1957-58 . . . . .	31
28	GRADE AND STAPLE OF UPLAND COTTON GINNED IN OKLAHOMA, 1957-58 . . . . .	32
29	GRADE AND STAPLE OF UPLAND COTTON GINNED IN SOUTH CAROLINA, 1957-58 . . . . .	33
30	GRADE AND STAPLE OF UPLAND COTTON GINNED IN TENNESSEE, 1957-58 . . . . .	34
31	GRADE AND STAPLE OF UPLAND COTTON GINNED IN TEXAS, 1957-58 . . . . .	35
32	GRADE AND STAPLE OF UPLAND COTTON GINNED IN VIRGINIA, 1957-58 . . . . .	36
33	GRADE AND STAPLE OF UPLAND COTTON GINNED, DURING SPECIFIED PERIODS, IN ALABAMA AND ARIZONA, 1957-58 . . . . .	37
34	GRADE AND STAPLE OF UPLAND COTTON GINNED, DURING SPECIFIED PERIODS, IN ARKANSAS AND CALIFORNIA, 1957-58 . . . . .	38
35	GRADE AND STAPLE OF UPLAND COTTON GINNED, DURING SPECIFIED PERIODS, IN FLORIDA AND GEORGIA, 1957-58 . . . . .	39
36	GRADE AND STAPLE OF UPLAND COTTON GINNED, DURING SPECIFIED PERIODS, IN ILLINOIS AND KENTUCKY, 1957-58 . . . . .	40
37	GRADE AND STAPLE OF UPLAND COTTON GINNED, DURING SPECIFIED PERIODS, IN LOUISIANA AND MISSISSIPPI, 1957-58 . . . . .	41
38	GRADE AND STAPLE OF UPLAND COTTON GINNED, DURING SPECIFIED PERIODS, IN MISSOURI AND NEW MEXICO, 1957-58 . . . . .	42
39	GRADE AND STAPLE OF UPLAND COTTON GINNED, DURING SPECIFIED PERIODS, IN NORTH CAROLINA AND OKLAHOMA, 1957-58 . . . . .	43
40	GRADE AND STAPLE OF UPLAND COTTON GINNED, DURING SPECIFIED PERIODS, IN SOUTH CAROLINA AND TENNESSEE, 1957-58 . . . . .	44
41	GRADE AND STAPLE OF UPLAND COTTON GINNED, DURING SPECIFIED PERIODS, IN TEXAS AND VIRGINIA, 1957-58 . . . . .	45
42	DISTRICTS FOR COTTON QUALITY REPORTS, IN ALABAMA AND ARIZONA . . . . .	46
43	DISTRICTS FOR COTTON QUALITY REPORTS, IN ALABAMA AND ARIZONA, 1957-58 . . . . .	47
44	DISTRICTS FOR COTTON QUALITY REPORTS, IN ARKANSAS AND CALIFORNIA . . . . .	48
45	DISTRICTS FOR COTTON QUALITY REPORTS, IN ARKANSAS AND CALIFORNIA, 1957-58 . . . . .	49
46	DISTRICTS FOR COTTON QUALITY REPORTS, IN GEORGIA AND LOUISIANA . . . . .	50
47	DISTRICTS FOR COTTON QUALITY REPORTS, IN GEORGIA AND LOUISIANA, 1957-58 . . . . .	51
48	DISTRICTS FOR COTTON QUALITY REPORTS, IN MISSISSIPPI AND NEW MEXICO . . . . .	52
49	DISTRICTS FOR COTTON QUALITY REPORTS, IN MISSISSIPPI AND NEW MEXICO, 1957-58 . . . . .	53
50	DISTRICTS FOR COTTON QUALITY REPORTS, IN NORTH CAROLINA AND OKLAHOMA . . . . .	54
51	DISTRICTS FOR COTTON QUALITY REPORTS, IN NORTH CAROLINA AND OKLAHOMA, 1957-58 . . . . .	55
52	DISTRICTS FOR COTTON QUALITY REPORTS, IN SOUTH CAROLINA AND TENNESSEE . . . . .	56
53	DISTRICTS FOR COTTON QUALITY REPORTS, IN SOUTH CAROLINA AND TENNESSEE, 1957-58 . . . . .	57
54	DISTRICTS FOR COTTON QUALITY REPORTS, IN TEXAS . . . . .	58
55	DISTRICTS FOR COTTON QUALITY REPORTS, IN TEXAS, 1957-58 . . . . .	59
CARRY-OVER TABLES:		
49	GRADE AND STAPLE OF UPLAND COTTON IN THE CARRY-OVER, UNITED STATES, AUGUST 1, 1957 . . . . .	60
50	GRADE AND STAPLE OF UPLAND COTTON IN THE CARRY-OVER, UNITED STATES, AUGUST 1, 1958 . . . . .	61
51	TENDERABILITY OF UPLAND COTTON IN THE CARRY-OVER, UNITED STATES, AUGUST 1, 1948-58 . . . . .	62
52	STAPLE OF COTTON OF FOREIGN GROWTH IN THE CARRY-OVER, AUGUST 1, 1950-58 . . . . .	62
53	GRADE AND STAPLE OF AMERICAN-EGYPTIAN COTTON IN THE CARRY-OVER, UNITED STATES, AUGUST 1, 1957 . . . . .	63
54	GRADE AND STAPLE OF AMERICAN-EGYPTIAN COTTON IN THE CARRY-OVER, UNITED STATES, AUGUST 1, 1958 . . . . .	63
55	GRADE AND STAPLE OF UPLAND COTTON IN THE CARRY-OVER, BY PLACES OF STORAGE, UNITED STATES, AUGUST 1, 1955-58 . . . . .	64
SUPPLY AND DISAPPEARANCE TABLES:		
56	CARRY-OVER, CROP, SUPPLY AND DISAPPEARANCE OF UPLAND COTTON, BY GRADE GROUPINGS, UNITED STATES, 1941-58 . . . . .	65
57	CARRY-OVER, CROP, SUPPLY AND DISAPPEARANCE OF UPLAND COTTON, BY STAPLE GROUPINGS, UNITED STATES, 1941-58 . . . . .	66
58	GRADE AND STAPLE OF UPLAND COTTON IN THE SUPPLY, UNITED STATES, 1957-58 . . . . .	67

Cotton Quality Statistics, United States

1957-58

Introduction

This report contains information on the quality of cotton ginned during the 1957-58 season, and on the quality of cotton on hand in the United States on August 1, 1958. To facilitate comparison certain data contained in the reports for previous years are included. This information should be helpful to cotton growers and breeders and to merchants, consumers, research workers and others interested in the quality of the crop and the carry-over.

Estimates of the quality of the ginnings for most of the States are based on the classification of samples representing approximately 10 percent of the crop of upland cotton. The proportions of the various qualities found in the samples classed were applied to total ginnings as reported by the Bureau of the Census for upland and American-Egyptian cotton. For the purpose of preparing the estimates most cotton-producing States are divided into districts. Samples classed were weighted by ginning periods for all cotton-producing States as well as by districts for most cotton-producing States.

The report for the carry-over includes statistics on the grade and staple of upland and American-Egyptian cotton and on the staple of cotton of foreign growth in the United States on August 1, 1958. Estimates on the quality of cotton in the 1958 carry-over were based on actual re-sampling and classification of a representative proportion of the cotton stored in mills and in public storage including CCC stocks. Sample data were compiled for each State and for the principal types of storage and were raised to correspond with the number of bales reported by the Bureau of the Census.

Strict Good Middling was reinstated in the standards for White cotton effective August 1, 1957. The Official Cotton Standards for Grades of American-Egyptian cotton were revised effective August 1, 1957 to reflect the varietal characteristics of current American-Egyptian crops.

Data presented in this bulletin on the tenderability of cotton on futures contracts indicates the quantities tenderable and untenderable with respect to grade and staple.

Throughout this report the official grade designations are abbreviated as follows: Strict Good Middling, S.G.M.; Good Middling, G.M.; Strict Middling, S.M.; Middling, M.; Strict Low Middling, S.L.M.; Low Middling, L.M.; Strict Good Ordinary, S.G.O.; Good Ordinary, G.O.

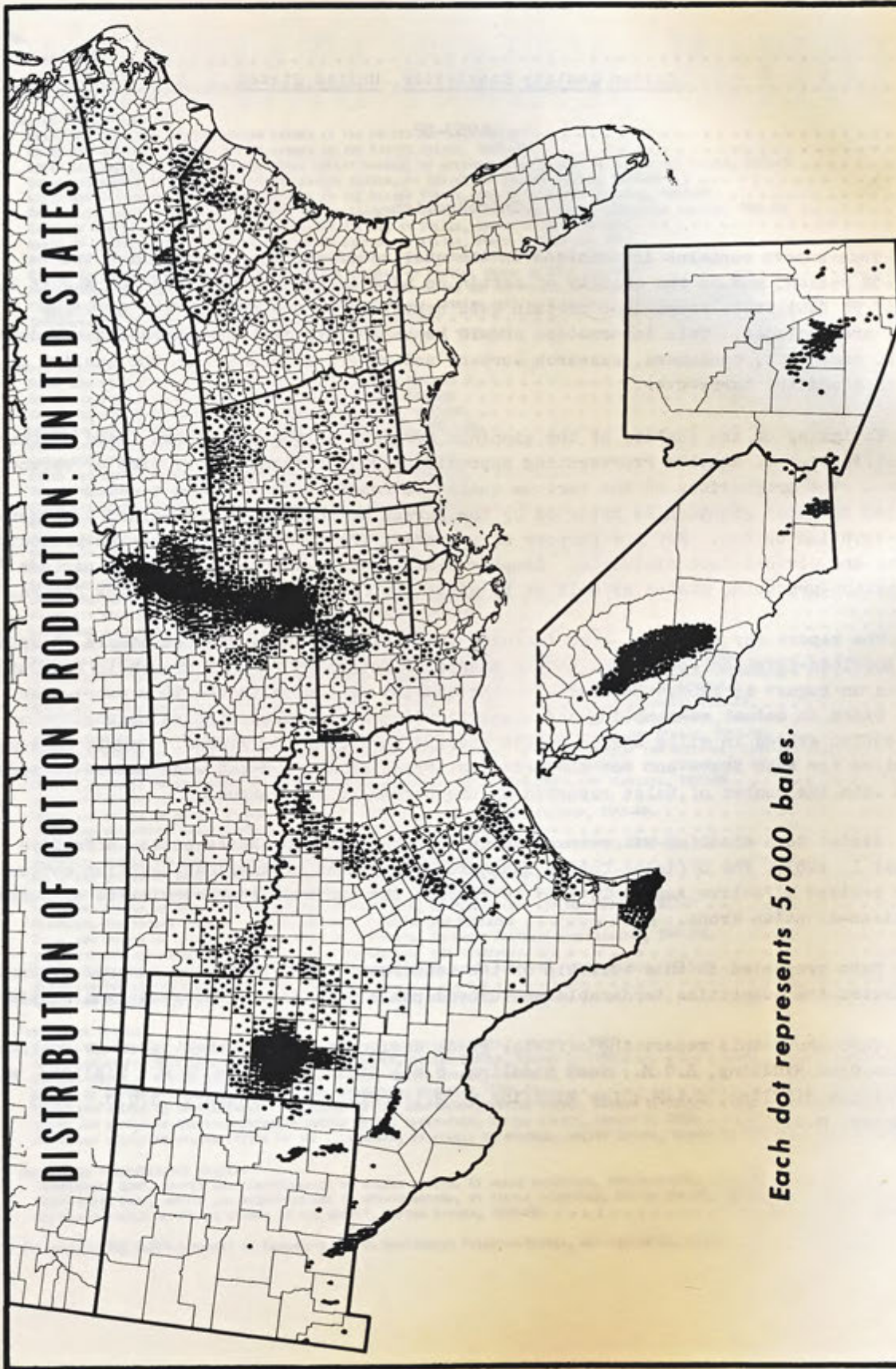


Table 1. -- Grade and staple of upland cotton ginned in the United States, 1957-58

Grade	13/16 inch and shorter		7/8 inch		29/32 inch		15/16 inch		31/32 inch		1 inch		1-1/32 inches		1-1/16 inches		1-3/32 inches		1-1/8 inches		1-5/32 inches		1-3/16 inches		1-7/32 inches		1-1/4 inches and longer		All staples								
	Bales	Percent	Bales	Percent	Bales	Percent	Bales	Percent	Bales	Percent	Bales	Percent	Bales	Percent	Bales	Percent	Bales	Percent	Bales	Percent	Bales	Percent	Bales	Percent	Bales	Percent	Bales	Percent	Bales	Percent							
<b>White:</b>																																					
G.M.	2,179		27,799		76,036		241,867		350,848		648,286		1,557,483		3,070,066		511,506		204,514		165,886		4,045		406		587		6,861,508		63.6						
S.N.																																					
M.																																					
S.L.M.																																					
L.M.																																					
S.O.O.																																					
G.O.																																					
<b>Total</b>																																					
<b>Spotted:</b>																																					
G.M.	8		23		110		313		397		130		275		316		265		1,249		269																
S.M.																																					
M.																																					
S.L.M.																																					
L.M.																																					
<b>Total</b>																																					
<b>Tinged:</b>																																					
G.M.																																					
S.M.																																					
M.																																					
S.L.M.																																					
L.M.																																					
<b>Total</b>																																					
<b>Yellow Stained:</b>																																					
G.M.																																					
S.M.																																					
M.																																					
S.L.M.																																					
L.M.																																					
<b>Total</b>																																					
<b>Gray:</b>																																					
G.M.																																					
S.M.																																					
M.																																					
S.L.M.																																					
L.M.																																					
<b>Total</b>																																					
<b>Below Grade:</b>																																					
G.M.	59,702		323,998		513,673		1,014,098		851,627		1,163,915		2,335,051		3,563,474		560,893		236,528		169,027		4,153		444		635		1/10,800,718		100.0						
S.M.																																					
M.																																					
S.L.M.																																					
L.M.																																					
<b>Total</b>																																					
<b>All grades</b>																																					
Percent	.5		3.0		4.8		9.4		7.9		10.8		21.6		32.9		5.3		2.2		1.6		.4		.2		.2		100.0								
Percentage rough preparation..... 0.4																																					
Grade index..... 91.7																																					
Average staple..... 32.6																																					

As reported by the Bureau of the Census, running bales.

Less than 0.05 percent.



Table 3. -- Grade and staple of specified qualities (split grades) of upland cotton ginned in the United States, 1957-58

Grade	13/16 inch and shorter		7/8 inch		29/32 inch		15/16 inch		31/32 inch		1 inch		1-1/32 inches		1-1/16 inches		1-3/32 inches		1-1/8 inches		1-5/32 inches		1-3/16 inches		1-7/32 inches		1-1/4 inches and longer		All staples		
	Bales	Percent	Bales	Percent	Bales	Percent	Bales	Percent	Bales	Percent	Bales	Percent	Bales	Percent	Bales	Percent	Bales	Percent	Bales	Percent	Bales	Percent	Bales	Percent	Bales	Percent	Bales	Percent	Bales	Percent	
<b>White:</b>																															
M. Plus . . . .	9		218		839		3,244		5,191		10,523		48,868		187,040		52,770		4,478		3,725		93		-		18		317,016		8.8
S.L.M. Plus . . . .	-		685		2,532		8,572		12,620		21,403		92,835		378,334		49,014		14,216		6,899		249		54		-		597,413		16.3
L.M. Plus . . . .	18		762		2,214		7,567		11,881		20,866		47,333		59,792		7,790		943		162		10		17		-		159,355		4.4
S.G.O. Plus . . . .	-		112		355		1,185		1,323		3,259		6,842		2,549		360		21		9		-		-		-		16,015		.4
G.O. Plus . . . .	11		16		6		28		101		207		255		114		20		-		-		-		-		-		758		.*
<b>Total.</b>	<b>38</b>		<b>1,793</b>		<b>5,946</b>		<b>20,596</b>		<b>31,116</b>		<b>56,258</b>		<b>196,133</b>		<b>627,829</b>		<b>109,954</b>		<b>19,658</b>		<b>10,795</b>		<b>352</b>		<b>54</b>		<b>35</b>		<b>1,080,557</b>		<b>29.9</b>
<b>Spotted:</b>																															
G.M. Light . . . .	8		23		110		313		397		130		275		294		244		1,227		269		-		-		-		3,290		.1
S.M. Light . . . .	563		4,050		10,512		26,267		26,499		26,643		49,454		53,960		15,196		18,832		1,526		11		11		11		230,524		6.5
M. Light . . . .	1,766		20,011		50,432		112,624		106,343		104,410		166,812		175,001		26,926		7,938		1,007		61		19		10		773,360		21.5
S.L.M. Light . . . .	5,099		44,471		109,614		230,964		161,048		135,519		172,402		99,026		6,494		1,571		54		28		8		-		966,298		26.9
L.M. Light . . . .	7,097		42,925		46,210		87,457		51,824		63,471		87,330		30,020		1,093		225		11		8		8		24		417,695		11.6
<b>Total</b>	<b>14,533</b>		<b>111,480</b>		<b>216,878</b>		<b>457,625</b>		<b>346,111</b>		<b>330,173</b>		<b>476,273</b>		<b>358,301</b>		<b>49,953</b>		<b>29,793</b>		<b>2,867</b>		<b>108</b>		<b>38</b>		<b>34</b>		<b>2,394,167</b>		<b>66.6</b>
<b>Gray:</b>																															
G.M. Light . . . .	-		-		-		-		-		-		95		1,260		117		83		10		-		-		-		1,525		.*
S.M. Light . . . .	-		22		24		263		1,283		2,095		4,331		23,997		1,880		951		153		-		-		-		35,299		1.0
M. Light . . . .	100		299		472		2,884		7,658		13,044		26,385		21,593		570		97		21		-		-		-		73,123		2.0
S.L.M. Light . . . .	73		528		838		2,188		3,418		4,194		6,254		1,590		28		30		9		-		-		-		19,150		.5
<b>Total</b>	<b>173</b>		<b>849</b>		<b>1,334</b>		<b>5,335</b>		<b>12,659</b>		<b>19,333</b>		<b>37,025</b>		<b>48,440</b>		<b>2,595</b>		<b>1,161</b>		<b>193</b>		<b>-</b>		<b>-</b>		<b>-</b>		<b>129,097</b>		<b>3.5</b>
<b>All grades . . . .</b>	<b>14,744</b>		<b>114,122</b>		<b>224,156</b>		<b>483,556</b>		<b>389,886</b>		<b>405,764</b>		<b>709,431</b>		<b>1,034,570</b>		<b>162,502</b>		<b>50,612</b>		<b>13,855</b>		<b>460</b>		<b>92</b>		<b>69</b>		<b>3,603,821</b>		<b>100.0</b>
<b>All grades . . . .</b>	<b>.4</b>		<b>3.2</b>		<b>6.2</b>		<b>13.4</b>		<b>10.8</b>		<b>11.3</b>		<b>19.7</b>		<b>28.7</b>		<b>4.5</b>		<b>1.4</b>		<b>.4</b>		<b>.*</b>		<b>.*</b>		<b>.*</b>		<b>100.0</b>		

Table 4. -- Grade and staple of American-Egyptian cotton ginned by States and United States, 1957-58

Grade	Production							Percentages						
	1-9/32 inches and shorter	1-5/16 and 1-11/32 inches	1-3/8 and 1-13/32 inches	1-7/16 and 1-15/32 inches	1-1/2 and 1-17/32 inches	1-9/16 and longer	All staples	1-9/32 inches and shorter	1-5/16 and 1-11/32 inches	1-3/8 and 1-13/32 inches	1-7/16 and 1-15/32 inches	1-1/2 and 1-17/32 inches	1-9/16 and longer	All staples
	Bales	Bales	Bales	Bales	Bales	Bales	Bales	Percent	Percent	Percent	Percent	Percent	Percent	Percent
<u>ARIZONA</u>														
1 . . . . .	-	-	21	57	-	-	78	-	-	0.1	0.3	-	-	0.2
2 . . . . .	-	-	1,120	2,411	-	-	3,531	-	-	5.2	11.7	-	-	8.4
3 . . . . .	-	-	4,237	8,196	1	-	12,434	-	-	19.8	39.9	11.1	-	29.5
4 . . . . .	-	-	6,744	7,040	8	-	13,792	-	-	31.6	34.3	88.9	-	32.7
5 . . . . .	-	1	5,295	2,334	-	-	7,630	-	0.7	24.7	11.4	-	-	18.1
6 . . . . .	7	4	2,555	394	-	-	2,960	7.8	2.9	11.9	1.9	-	-	7.0
7 . . . . .	10	24	1,005	61	-	-	1,100	11.1	17.6	4.7	.3	-	-	2.6
8 . . . . .	5	39	252	16	-	-	312	5.6	28.7	1.2	.1	-	-	.7
9 . . . . .	8	32	110	18	-	-	168	8.9	23.5	.5	.1	-	-	.4
10 . . . . .	60	36	56	1	-	-	153	66.6	26.6	.3	*	-	-	.4
All grades	90	136	21,395	20,528	9	- 1/	42,158	100.0	100.0	100.0	100.0	100.0	-	100.0
<u>NEW MEXICO</u>														
1 . . . . .	-	-	-	11	11	-	22	-	-	-	0.1	1.7	-	0.2
2 . . . . .	-	-	4	418	37	-	459	-	-	0.3	5.7	5.7	-	5.0
3 . . . . .	-	-	133	2,942	364	-	3,439	-	-	10.9	40.1	56.6	-	37.2
4 . . . . .	-	-	418	3,048	217	-	3,683	-	-	34.3	41.6	33.7	-	39.8
5 . . . . .	1	-	300	647	15	-	963	2.8	-	24.6	8.8	2.3	-	10.4
6 . . . . .	6	-	227	160	-	-	393	16.7	-	18.6	2.2	-	-	4.3
7 . . . . .	7	-	87	78	-	-	172	19.4	-	7.1	1.1	-	-	1.9
8 . . . . .	5	-	35	25	-	-	65	13.9	-	2.9	.3	-	-	.7
9 . . . . .	14	-	14	7	-	-	35	38.9	-	1.1	.1	-	-	.4
10 . . . . .	3	5	2	-	-	-	10	8.3	100.0	.2	-	-	-	.1
All grades	36	5	1,220	7,336	644	- 1/	9,241	100.0	100.0	100.0	100.0	100.0	-	100.0
<u>TEXAS</u>														
1 . . . . .	-	-	-	34	5	-	39	-	-	-	0.2	0.2	-	0.1
2 . . . . .	-	-	52	2,781	356	1	3,190	-	-	1.3	12.8	17.4	100.0	11.3
3 . . . . .	-	-	716	12,325	1,295	-	14,336	-	-	18.1	56.6	63.6	-	50.7
4 . . . . .	-	-	890	5,532	348	-	6,770	-	-	22.5	25.4	17.0	-	24.0
5 . . . . .	24	1	946	882	37	-	1,890	5.0	2.7	24.1	4.1	1.8	-	6.7
6 . . . . .	96	10	886	157	1	-	1,150	20.1	27.0	22.4	.7	*	-	4.1
7 . . . . .	246	16	385	37	-	-	684	51.5	43.3	9.8	.2	-	-	2.4
8 . . . . .	102	7	56	7	-	-	172	21.3	18.9	1.4	*	-	-	.6
9 . . . . .	9	2	9	1	-	-	21	1.9	5.4	.2	*	-	-	.1
10 . . . . .	1	1	7	-	-	-	9	.2	2.7	.2	-	-	-	*
All grades	478	37	3,947	21,756	2,042	1 1/	28,261	100.0	100.0	100.0	100.0	100.0	100.0	100.0
<u>UNITED STATES</u>														
1 . . . . .	-	-	21	102	16	-	139	-	-	0.1	0.2	0.6	-	0.2
2 . . . . .	-	-	1,176	5,610	393	1	7,180	-	-	4.4	11.3	14.6	100.0	9.0
3 . . . . .	-	-	5,086	23,463	1,660	-	30,209	-	-	19.1	47.3	61.6	-	37.8
4 . . . . .	-	-	8,052	15,620	573	-	24,245	-	-	30.4	31.4	21.3	-	30.4
5 . . . . .	25	2	6,541	3,863	52	-	10,483	4.1	1.1	24.6	7.8	1.9	-	13.2
6 . . . . .	109	14	3,668	711	1	-	4,503	18.0	7.9	13.8	1.4	*	-	5.7
7 . . . . .	263	40	1,477	176	-	-	1,956	43.7	22.5	5.6	.4	-	-	2.5
8 . . . . .	112	46	343	48	-	-	549	18.5	25.8	1.3	.1	-	-	.7
9 . . . . .	31	34	133	26	-	-	224	5.1	19.1	.5	.1	-	-	.3
10 . . . . .	64	42	65	1	-	-	172	10.6	23.6	.2	*	-	-	.2
All grades	604	178	26,562	49,620	2,695	1 1/	79,660	100.0	100.0	100.0	100.0	100.0	100.0	100.0

1/ As reported by the Bureau of the Census, running bales.

\* Less than 0.05 percent.



Table 5. -- Grade and staple of upland cotton ginned in the United States, during specified periods, 1957-58

Grade and staple	Prior to Sept. 1	September	October	November	After Nov. 30	Total Crop	Prior to Sept. 1	September	October	November	After Nov. 30	Total Crop
Grade	Bales	Bales	Bales	Bales	Bales	Bales	Percent	Percent	Percent	Percent	Percent	Percent
<b>White:</b>												
S.O.M. . . . .	58	26	10	-	-	94	*	*	*	-	-	*
G.M. . . . .	7,197	14,816	36,774	3,606	486	62,879	0.7	1.0	1.2	0.1	*	0.6
S.M. . . . .	217,486	211,846	297,022	81,562	19,672	827,588	22.4	13.9	9.6	3.4	0.7	7.7
M. . . . .	519,682	646,877	967,560	485,565	112,004	2,731,688	53.6	42.6	31.3	20.2	4.0	25.3
S.L.M. . . . .	112,755	358,065	853,965	737,744	266,495	2,329,024	11.6	23.5	27.6	30.4	9.5	21.6
L.M. . . . .	11,343	53,043	296,667	226,638	156,933	744,624	1.2	3.5	9.6	9.4	5.6	6.9
S.O.O. . . . .	1,190	3,898	55,347	35,838	49,242	145,515	.1	.3	1.8	1.5	1.8	1.3
G.O. . . . .	56	567	5,906	4,573	8,994	20,096	*	*	.2	.2	.3	.2
<b>Total</b>	<b>869,767</b>	<b>1,289,138</b>	<b>2,513,251</b>	<b>1,575,526</b>	<b>613,826</b>	<b>6,861,508</b>	<b>89.6</b>	<b>84.8</b>	<b>81.3</b>	<b>65.2</b>	<b>21.9</b>	<b>63.6</b>
<b>Spotted:</b>												
G.M. . . . .	92	541	1,142	1,305	275	3,355	*	*	*	.1	*	*
S.M. . . . .	41,204	47,423	84,336	39,401	29,360	241,724	4.2	3.1	2.7	1.6	1.0	2.2
M. . . . .	48,040	132,909	222,530	256,149	278,267	937,895	5.0	8.7	7.2	10.6	9.9	8.7
S.L.M. . . . .	8,793	38,627	155,043	322,255	949,750	1,474,468	.9	2.5	5.0	13.4	33.6	13.7
L.M. . . . .	1,347	6,313	59,708	115,402	578,132	760,902	.1	.4	1.9	4.8	20.6	7.0
<b>Total</b>	<b>99,476</b>	<b>225,813</b>	<b>522,759</b>	<b>734,512</b>	<b>1,635,784</b>	<b>3,418,344</b>	<b>10.2</b>	<b>14.7</b>	<b>16.8</b>	<b>30.5</b>	<b>65.1</b>	<b>31.6</b>
<b>Tinged:</b>												
G.M. . . . .	-	-	-	10	10	20	-	-	-	*	*	*
S.M. . . . .	-	-	20	313	624	957	-	-	*	*	*	*
M. . . . .	-	35	41	8,499	32,845	41,420	-	*	*	.4	1.2	.4
S.L.M. . . . .	-	22	107	12,730	119,695	132,554	-	*	*	.5	4.3	1.2
L.M. . . . .	-	-	45	6,282	90,001	96,328	-	-	*	.3	3.2	.9
<b>Total</b>	<b>-</b>	<b>57</b>	<b>213</b>	<b>27,834</b>	<b>243,175</b>	<b>271,279</b>	<b>-</b>	<b>*</b>	<b>*</b>	<b>1.2</b>	<b>8.7</b>	<b>2.5</b>
<b>Yellow Stained:</b>												
G.M. . . . .	-	-	-	-	-	-	-	-	-	-	-	-
S.M. . . . .	-	-	-	43	294	337	-	-	-	*	*	*
M. . . . .	-	-	-	1,388	19,134	20,522	-	-	-	.1	.7	.2
<b>Total</b>	<b>-</b>	<b>-</b>	<b>-</b>	<b>1,431</b>	<b>19,428</b>	<b>20,859</b>	<b>-</b>	<b>-</b>	<b>-</b>	<b>.1</b>	<b>.7</b>	<b>.2</b>
<b>Gray:</b>												
G.M. . . . .	-	-	308	1,075	198	1,581	-	-	*	*	*	*
S.M. . . . .	133	2,196	11,098	20,860	4,619	38,906	*	.1	.4	.9	.2	.4
M. . . . .	115	3,260	29,606	35,533	19,897	88,411	*	.2	1.0	1.5	.7	.8
S.L.M. . . . .	27	507	6,994	6,287	12,856	26,671	*	*	.3	.3	.5	.2
<b>Total</b>	<b>275</b>	<b>5,963</b>	<b>48,006</b>	<b>63,755</b>	<b>37,570</b>	<b>155,569</b>	<b>*</b>	<b>.3</b>	<b>1.6</b>	<b>2.7</b>	<b>1.4</b>	<b>1.4</b>
Below Grade. . .	47	517	5,377	6,106	61,112	73,159	*	*	.2	.3	2.2	.7
All grades . . .	969,565	1,521,488	3,089,606	2,409,164	2,810,895	1/10,800,718	100.0	100.0	100.0	100.0	100.0	100.0
Grade index. . .	99.4	97.4	94.7	91.5	82.9	91.7	-	-	-	-	-	-
<b>Staple (Inches)</b>												
13/16 and shorter	660	962	2,613	3,679	47,788	55,702	0.1	0.1	0.1	0.2	1.7	0.5
7/8. . . . .	7,927	9,438	22,790	29,100	254,343	323,598	.8	.6	.7	1.2	9.0	3.0
29/32. . . . .	16,900	29,685	48,368	59,485	359,235	513,673	1.7	2.0	1.6	2.5	12.8	4.8
15/16. . . . .	41,211	72,422	137,882	159,458	603,125	1,014,098	4.3	4.8	4.5	6.6	21.5	9.4
31/32. . . . .	67,996	71,706	201,099	192,934	317,792	851,527	7.0	4.7	6.5	8.0	11.3	7.9
1 . . . . .	172,074	132,102	338,742	218,115	302,882	1,163,915	17.7	8.7	11.0	9.1	10.8	10.8
1-1/32. . . . .	402,438	447,328	563,586	379,179	542,520	2,335,051	41.5	29.4	18.2	15.7	19.3	21.6
1-1/16. . . . .	240,240	580,655	1,341,741	1,084,705	316,133	3,563,474	24.8	38.1	43.4	45.0	11.2	32.9
1-3/32. . . . .	17,160	119,297	248,014	150,889	33,533	568,893	1.6	7.8	8.0	6.3	1.2	5.3
1-1/8. . . . .	2,020	26,334	79,713	96,873	31,588	236,528	.2	1.7	2.6	4.0	1.1	2.2
1-5/32. . . . .	644	30,177	102,483	34,028	1,695	169,027	.1	2.0	3.3	1.4	.1	1.6
1-3/16. . . . .	105	1,286	2,396	347	19	4,153	*	.1	.1	*	*	*
1-7/32. . . . .	190	77	87	20	70	444	*	*	*	*	*	*
1-1/4 and longer	-	19	92	352	172	635	*	*	*	*	*	*
All staples. . .	969,565	1,521,488	3,089,606	2,409,164	2,810,895	1/10,800,718	100.0	100.0	100.0	100.0	100.0	100.0
Average Staple (32nd inches)	32.7	33.2	33.3	33.1	31.1	32.6	-	-	-	-	-	-

1/ As reported by the Bureau of the Census, running bales.  
 \* Less than 0.05 percent.

Table 6. -- Grade and staple of American-Egyptian cotton ginned in the United States, during specified periods, 1957-58

Grade and staple	Ginnings					
	Prior to Sept. 1	September	October	November	After Nov. 30	Total Crop
<u>Grade</u>	<u>Bales</u>	<u>Bales</u>	<u>Bales</u>	<u>Bales</u>	<u>Bales</u>	<u>Bales</u>
1 . . . . .	-	17	83	2	37	139
2 . . . . .	18	500	2,540	1,039	3,083	7,180
3 . . . . .	62	670	5,160	11,694	12,623	30,209
4 . . . . .	20	126	2,396	10,857	10,846	24,245
5 . . . . .	6	4	585	4,162	5,726	10,483
6 . . . . .	6	5	202	1,273	3,017	4,503
7 . . . . .	-	-	119	399	1,438	1,956
8 . . . . .	-	-	34	61	454	549
9 . . . . .	-	9	20	37	158	224
10 . . . . .	-	-	10	12	150	172
All grades $\frac{1}{2}$	112	1,331	11,149	29,536	37,532	79,660
<u>Staple</u> (inches)						
1-9/32 and shorter . .	-	9	12	5	578	604
1-5/16 and 1-11/32 . .	-	-	5	1	172	178
1-3/8 and 1-13/32 . .	104	913	2,233	6,707	16,605	26,562
1-7/16 and 1-15/32 . .	8	409	8,548	21,255	19,400	49,620
1-1/2 and 1-17/32 . .	-	-	351	1,568	776	2,695
1-9/16 and longer . . .	-	-	-	-	1	1
All staples $\frac{1}{2}$	112	1,331	11,149	29,536	37,532	79,660
<u>Grade</u>	<u>Percent</u>	<u>Percent</u>	<u>Percent</u>	<u>Percent</u>	<u>Percent</u>	<u>Percent</u>
1 . . . . .	-	1.3	0.7	*	0.1	0.2
2 . . . . .	16.1	37.6	22.8	3.5	8.2	9.0
3 . . . . .	55.2	50.2	46.3	39.6	33.7	37.8
4 . . . . .	17.9	9.5	21.5	36.8	28.9	30.4
5 . . . . .	5.4	.3	5.2	14.1	15.3	13.2
6 . . . . .	5.4	.4	1.8	4.3	8.0	5.7
7 . . . . .	-	-	1.1	1.4	3.8	2.5
8 . . . . .	-	-	.3	.2	1.2	.7
9 . . . . .	-	.7	.2	.1	.4	.3
10 . . . . .	-	-	.1	*	.4	.2
All grades	100.0	100.0	100.0	100.0	100.0	100.0
<u>Staple</u> (inches)						
1-9/32 and shorter . .	-	.7	.1	*	1.5	.8
1-5/16 and 1-11/32 . .	-	-	*	*	.5	.2
1-3/8 and 1-13/32 . .	92.9	68.6	20.0	22.7	44.2	33.3
1-7/16 and 1-15/32 . .	7.1	30.7	76.8	72.0	51.7	62.3
1-1/2 and 1-17/32 . .	-	-	3.1	5.3	2.1	3.4
1-9/16 and longer . . .	-	-	-	-	*	*
All staples	100.0	100.0	100.0	100.0	100.0	100.0

$\frac{1}{2}$  Running bales, reported by the Bureau of the Census.

\* Less than 0.05 percent.

Table 7. -- Grade of upland cotton ginned in the United States, by States, crops of 1956 and 1957

State	Year	SUNK		SH		WHITE		SPOTTED		TIMBER		YELLOW		GRAY		BELOW		TOTAL
		Bales	Value	Bales	Value	Bales	Value	Bales	Value	Bales	Value	Bales	Value	Bales	Value	Bales	Value	
Alabama	1956	836	61,616	287,578	207,133	62,705	7,357	921	448	32,223	58,796	17,152	4,588	247	1,088	1,966	359	745,477
	1957	182	62,387	152,135	73,556	67,662	26,319	4,870	7,051	37,106	41,187	29,196	215	465	21	2,333	2,899	526,807
Arizona	1956	8,324	148,077	313,599	133,709	11,061	1,373	492	381	31,005	60,197	45,849	12,235	588	2,895	2,077	1,067	796,368
	1957	1,480	71,688	226,634	245,999	33,792	5,460	730	191	18,518	38,127	34,271	12,582	10	69	194	144	717,221
Arkansas	1956	917	197,744	597,816	321,930	110,201	35,862	7,791	54	29,625	42,067	19,077	18,395	30	74	100	275	1,999,216
	1957	895	47,419	323,971	125,810	39,625	4,922	539	91	24,099	105,862	118,720	95,131	19	2,440	15,491	23,823	964,879
California	1956	3,479	178,309	418,694	627,425	128,818	13,884	2,682	196	10,013	14,113	7,859	5,556	77	160	131	43	1,485,813
	1957	16,626	196,859	545,414	582,036	84,091	16,822	2,886	236	12,081	19,314	12,226	5,366	10	73	221	168	1,956,959
Florida	1956	-	87	2,864	1,706	638	149	12	-	1,783	1,431	336	47	-	-	-	-	9,195
	1957	-	212	1,763	769	281	87	136	-	536	1,948	308	437	-	-	-	-	6,810
Georgia	1956	165	22,623	203,399	189,611	57,312	8,167	402	77	27,744	42,142	19,235	5,496	67	695	187	25	579,189
	1957	-	19,400	109,723	76,057	27,600	9,001	781	-	8,769	19,157	24,927	19,859	-	-	9	9	389,591
Louisiana	1956	132	39,547	245,350	197,083	50,354	5,337	1,106	65	6,985	11,309	9,264	2,927	-	-	32	964	569,839
	1957	416	20,982	83,298	99,070	32,362	3,417	264	9	2,862	21,404	49,354	29,901	-	-	6	1,457	345,841
Mississippi	1956	1,341	301,365	631,662	477,574	156,195	18,230	4,391	709	24,538	30,129	12,778	4,878	21	-	7	-	1,577,274
	1957	899	51,752	236,016	271,460	117,468	23,017	2,351	8	12,725	89,504	133,716	112,988	9	460	2,852	4,576	1,070,097
Missouri	1956	736	91,191	141,635	130,732	52,878	14,540	3,730	-	610	1,762	4,746	-	-	-	62	-	446,568
	1957	-	9,294	53,741	12,630	2,054	252	75	-	10,999	27,766	16,329	30,211	-	-	408	3,044	182,813
New Mexico	1956	39,083	116,770	53,311	24,269	3,961	747	135	404	11,988	14,373	7,904	2,661	-	-	33	31	278,742
	1957	10	9,861	48,134	31,870	7,228	1,649	594	409	17,438	18,396	19,915	12,333	-	-	68	569	214,147
North Carolina	1956	24	5,249	71,062	99,744	66,077	35,026	8,980	24	2,231	13,208	3,824	2,170	-	-	413	39	366,232
	1957	-	2,773	45,913	95,095	56,359	8,486	571	-	727	6,928	6,257	3,330	-	-	7	24	235,954
Oklahoma	1956	244	14,980	45,426	16,111	6,141	1,070	225	172	53,762	89,207	29,701	3,911	-	-	377	1,999	79,523
	1957	49	2,634	13,538	19,583	6,979	1,014	94	33	4,368	31,165	66,505	18,095	-	-	256	11,358	259,004
South Carolina	1956	6	8,978	145,387	130,641	91,695	8,022	1,074	440	19,991	29,017	6,234	-	-	-	21	129	322,235
	1957	67	6,637	100,212	102,045	47,769	7,595	1,062	31	7,361	26,374	27,205	11,479	-	-	26	13	346,357
Tennessee	1956	516	147,812	294,165	89,127	14,831	5,225	2,426	-	2,777	6,853	1,296	1,461	-	-	22	-	527,484
	1957	125	26,061	146,116	96,806	12,366	4,061	446	-	4,219	33,418	35,887	29,154	-	-	33	479	404,282
Texas	1956	66,483	482,095	1,071,358	507,224	96,699	12,119	2,946	3,421	378,432	653,035	213,442	30,294	23	593	3,198	4,205	3,536,830
	1957	84	31,289	266,203	381,280	466,075	206,945	33,235	4,490	2,347	109,519	460,823	885,739	350,387	10	493	25,546	3,572,575
Virginia	1956	-	30	2,262	3,668	2,030	821	195	-	9	49	11	32	-	-	-	-	7,326
	1957	-	43	1,997	3,218	1,660	148	7	-	83	66	21	-	-	-	-	-	83
All other 4/	1956	-	2,105	3,873	2,652	426	386	185	-	32	70	57	93	-	-	-	-	41
	1957	-	296	1,603	945	96	10	-	52	418	456	432	-	-	-	-	-	8
All States	1956	123,080	1,718,378	4,490,021	3,200,619	913,222	168,363	37,293	6,391	635,349	1,059,988	405,214	105,875	23	1,774	9,672	8,762	4,142
	1957	94	62,879	627,868	2,329,024	744,024	145,935	20,096	3,395	241,724	671,095	1,474,468	760,862	20	957	41,420	132,584	96,328

See footnotes at end of table.

Table 8. -- Grade of upland cotton ginned in the United States, by States, crops of 1956 and 1957

State	Year	WHITE								SPOTTED								TINGED				YELLOW STAINED		GRAY		BELOW GRADE		TOTAL						
		50K	40K	30K	M	S1K	LK	300	00	OM	SM	M	SM	LM	PM	OM	SM	M	SM	M	SM	LM	PM	Percent	Percent	Percent	Percent		Percent	Percent	Percent	Percent		
Alabama	1956	0.1	0.3	10.5	27.7	6.4	1.0	0.1	0.1	4.7	7.9	2.3	0.6										0.2				0.2				100.0			
	1957	0.4	11.8	29.0	14.0	12.9	5.0	0.9		1.3	7.0	7.8	5.5										0.1				4.0	0.6			100.0			
Arizona	1956		1.0	18.6	39.3	19.3	1.4	.2	.1	3.9	7.6	5.8	1.5										.1				3.0		.4		100.0			
	1957		.2	10.1	31.8	34.5	4.7	.8	.1	2.6	5.4	4.8	1.8														3.0		.4		100.0			
Arkansas	1956		.1	14.1	42.7	23.0	7.9	2.6	.6	2.0	3.0	1.4	1.3														1.0		.3		100.0			
	1957		.1	4.9	33.6	15.8	4.1	.5	.1	2.5	11.0	12.3	9.9														.1		.7		100.0			
California	1956		.2	12.2	28.6	42.8	8.8	.9	.2	.7	1.0	.5	.4														3.6		.1		100.0			
	1957		1.1	12.6	35.0	37.4	5.4	1.1	.2	.8	1.2	.8	.3														4.1		.1		100.0			
Florida	1956		.9	31.2	18.6	6.9	1.6	.1	.1	19.4	15.6	3.7	1.9														.1				100.0			
	1957		3.1	25.9	11.3	4.1	1.3	2.0		7.9	28.6	4.5	6.4														.3		4.6		100.0			
Georgia	1956		3.9	35.1	32.7	9.9	1.4	.1	.1	4.8	7.3	3.3	.9														.2				100.0			
	1957		5.0	43.6	19.5	7.1	2.3	.2		2.3	4.9	6.4	5.1														2.9		.7		100.0			
Louisiana	1956		.6	6.9	43.2	34.6	8.8	.9	.2	1.2	2.0	1.0	.5														.6		.1		100.0			
	1957		4.1	6.1	24.1	28.6	9.4	1.0	.1	.7	6.2	14.0	8.6														.4		.3		100.0			
Mississippi	1956		.1	12.8	40.0	30.3	9.9	1.2	.3	1.6	1.9	.8	.3														.7		.1		100.0			
	1957		1.1	4.8	22.1	29.3	11.0	2.2	.2	1.2	8.4	12.5	10.6														.3		.6		100.0			
Missouri	1956		.2	20.4	31.7	29.3	11.8	3.3	.8	.1	.2	.4	1.1														.4				100.0			
	1957		5.1	29.7	6.9	1.1	.1			6.0	15.2	10.1	16.5														.2		1.7	3.9		100.0		
New Mexico	1956		14.3	41.9	19.1	8.7	1.4	.3	.1	4.3	5.2	2.8	1.0														.7		.1		100.0			
	1957		4.6	19.9	22.5	14.9	3.4	.8	.3	2.2	8.1	8.6	9.3	5.8													.3		.3		100.0			
North Carolina	1956		.1	1.4	19.4	27.2	18.2	9.6	2.5	.6	3.6	1.0	.6														.1				100.0			
	1957		1.2	19.5	40.2	24.0	3.6	.2		.3	2.9	2.7	1.4														15.3		.4		100.0			
Oklahoma	1956		.1	5.8	17.5	6.2	2.4	.4	.1	20.7	32.0	11.1	1.5														.1				100.0			
	1957		1.0	5.2	7.6	2.7	.4			1.7	12.0	25.7	7.0														.1		4.4	14.5	9.3	3.6	100.0	
South Carolina	1956		1.7	27.9	28.8	17.6	1.5	.2	.1	3.8	5.4	3.9	1.2														7.8				100.0			
	1957		1.9	28.9	29.4	13.8	2.2	.3		2.1	7.6	7.9	3.3														2.4		.1		100.0			
Tennessee	1956		.1	28.0	46.2	23.9	2.8	1.0	.5	.5	1.3	.2	.3														.1		.9	1.6		100.0		
	1957		6.6	36.2	23.7	3.1	1.0	.1		1.0	8.3	8.9	7.2														.5		.7		100.0			
Texas	1956		1.9	13.6	30.3	14.3	2.7	.3	.1	10.7	18.5	6.0	.9														.1		.1		100.0			
	1957		.9	7.5	16.3	13.0	5.8	.9	.1	3.1	12.9	24.8	9.8														.7		1.9	.8	.3	.4	.7	100.0
Virginia	1956		.3	20.6	33.0	22.9	7.4	1.8	.1	.1	.4	.1	.5														12.2		.7		100.0			
	1957		.6	27.3	43.8	22.7	2.0	.1		.3	1.1	.9	.3														1.2		1.2		100.0			
All other 4/	1956		20.5	37.6	29.7	4.1	3.8	1.8		.3	.7	.6	.9														.1		.4		100.0			
	1957		6.1	37.2	19.5	1.2	.2			1.1	8.6	9.4	8.9														.1		1.4	5.7		.4	100.0	
All States	1956		.9	13.1	34.3	24.4	7.0	1.3	.3	4.8	8.1	3.1	.8														.1		.1		100.0			
	1957		.6	7.7	25.3	21.6	6.9	1.3	.2	2.2	8.7	13.7	7.0														.4		1.2	.9	.2	1.4	.7	100.0

1/ Includes all grades.  
2/ Bales that are lower in grade than the lowest official standard for the corresponding color group.  
3/ As reported by the Bureau of the Census, running bales, lintens excluded.  
4/ Includes Illinois and Kentucky. Less than 0.05 percent.

Table 9. -- Staple of upland cotton ginned in the United States, by States, crops of 1956 and 1957

State	Year	13/16 inch and shorter		7/8 inch		29/32 inch		15/16 inch		31/32 inch		1 inch		1-1/32 inches		1-1/16 inches		1-3/32 inches		1-7/16 inches		1-1/2 inches and longer		All staples 2/		
		Bales	Hales	Bales	Hales	Bales	Hales	Bales	Hales	Bales	Hales	Bales	Hales	Bales	Hales	Bales	Hales	Bales	Hales	Bales	Hales	Bales	Hales	Bales	Hales	Bales
Alabama	1956	102	1,152	1,474	13,127	40,407	207,334	359,006	115,042	7,381	37	515	37	-	-	-	-	-	-	-	-	-	-	-	746,477	526,807
	1957	75	1,901	1,918	27,882	76,995	151,515	188,760	75,486	2,249	66	-	-	-	-	-	-	-	-	-	-	-	-	-	-	-
Arizona	1956	76	1,080	-	8,601	10,659	17,829	47,567	213,326	391,724	12,827	11,791	7,593	389	355	-	-	-	-	-	-	-	-	-	796,368	712,221
	1957	29	789	-	8,391	17,829	47,567	213,326	391,724	12,827	11,791	7,593	389	355	-	-	-	-	-	-	-	-	-	-	-	-
Arkansas	1956	3,549	10,931	9,240	33,517	35,908	178,832	514,602	536,713	74,776	130	3,881	111	206	120	206	111	206	120	206	111	206	120	1,399,216	964,879	
	1957	9	507	1,469	9,038	11,834	68,111	106,111	463,250	463,250	878	13,341	878	116	108	81	259	741	259	741	259	741	259	1,465,613	1,556,959	
California	1956	27	298	6	164	159	1,578	5,835	1,424	23	-	-	-	-	-	-	-	-	-	-	-	-	-	9,195	6,810	
	1957	6	50	12	411	309	2,093	3,338	391	-	-	-	-	-	-	-	-	-	-	-	-	-	-	-	-	-
Georgia	1956	-	116	342	2,342	10,030	109,652	357,393	96,648	2,626	16	14	16	-	-	-	-	-	-	-	-	-	-	579,189	389,591	
	1957	12	428	1,140	8,884	29,254	87,721	184,120	75,354	2,667	11	11	11	-	-	-	-	-	-	-	-	-	-	-	-	
Louisiana	1956	-	905	1,054	4,911	3,306	41,004	217,093	276,308	24,235	1,013	10	-	-	-	-	-	-	-	-	-	-	-	569,839	345,841	
	1957	-	297	91	894	1,196	10,442	108,680	215,113	9,060	128	-	-	-	-	-	-	-	-	-	-	-	-	-	-	
Mississippi	1956	35	793	547	7,535	10,353	114,185	562,044	701,245	118,781	26,494	3,086	709	305	1,162	1,577,274	1,070,097	-	-	-	-	-	-	446,568	182,813	
	1957	16	214	222	5,960	3,594	61,317	343,964	597,637	88,533	7,577	64	-	-	-	-	-	-	-	-	-	-	-	-	-	
Missouri	1956	-	108	41	3,120	4,106	31,033	186,117	197,792	23,169	1,049	-	-	-	-	-	-	-	-	-	-	-	-	446,568	182,813	
	1957	-	314	44	4,107	7,292	13,406	51,704	92,585	12,794	567	-	-	-	-	-	-	-	-	-	-	-	-	-	-	
New Mexico	1956	571	4,553	2,128	11,693	5,528	13,244	12,725	23,842	50,595	111,979	40,090	735	528	531	278,742	214,147	-	-	-	-	-	-	366,232	235,954	
	1957	624	4,616	2,510	17,111	2,717	14,232	6,845	14,031	22,465	84,102	43,710	620	59	496	-	-	-	-	-	-	-	-	-	-	
North Carolina	1956	-	204	402	4,033	15,241	67,854	187,372	83,423	7,030	512	9	-	-	-	-	-	-	-	-	-	-	-	366,232	235,954	
	1957	-	110	85	2,356	14,826	75,301	182,788	36,817	3,152	503	16	-	-	-	-	-	-	-	-	-	-	-	-	-	
Oklahoma	1956	20,983	68,726	56,402	57,008	23,474	17,287	10,366	4,068	702	106	28	9	-	-	-	-	-	-	-	-	-	-	259,523	259,004	
	1957	4,806	30,122	52,069	84,829	48,487	22,028	9,722	4,929	1,068	680	76	-	-	-	-	-	-	-	-	-	-	-	-	-	
South Carolina	1956	12	91	72	3,521	13,166	122,310	304,617	75,818	2,011	250	108	171	78	10	522,235	346,557	-	-	-	-	-	-	527,494	404,292	
	1957	21	1,107	409	9,396	8,015	54,278	200,427	71,788	1,077	13	13	-	-	-	-	-	-	-	-	-	-	-	-	-	
Tennessee	1956	257	4,301	2,334	19,846	17,867	90,698	218,190	155,983	16,346	1,681	220	43	-	-	-	-	-	-	-	-	-	-	18	527,494	
	1957	121	1,305	1,108	7,230	3,953	31,651	121,187	232,845	23,666	1,148	66	-	-	-	-	-	-	-	-	-	-	-	12	404,292	
Texas	1956	136,298	437,145	423,192	636,936	579,484	463,512	319,512	209,639	86,115	139,309	97,703	7,006	760	239	3,536,830	3,572,575	-	-	-	-	-	-	11,069	7,326	
	1957	49,983	281,497	452,521	625,242	622,006	504,660	382,637	169,805	45,357	110,123	115,377	2,902	295	10	-	-	-	-	-	-	-	-	-	-	
Virginia	1956	-	46	37	81	282	1,246	4,234	4,041	886	189	20	-	-	-	-	-	-	-	-	-	-	-	-	11,069	7,326
	1957	-	-	-	28	535	2,536	2,798	1,408	21	-	-	-	-	-	-	-	-	-	-	-	-	-	-	-	
All other 3/	1956	-	-	3	61	77	839	3,210	5,019	1,000	74	-	-	-	-	-	-	-	-	-	-	-	-	-	10,283	4,845
	1957	-	-	7	95	9	325	904	3,034	487	24	-	-	-	-	-	-	-	-	-	-	-	-	-	-	
All States	1956	161,910	551,265	497,283	797,905	781,940	1,536,059	3,662,731	3,015,104	725,614	309,029	148,924	9,376	2,660	2,347	13,102,137	10,800,718	-	-	-	-	-	-	-	44,645	33,847
	1957	55,702	323,598	513,673	1,014,098	851,527	1,163,915	2,335,051	3,563,474	560,893	236,528	169,027	4,133	444	444	2,660	2,347	444	444	444	444	444	444	444	444	444

See footnotes at end of table.

Table 10. — Staple of upland cotton ginned in the United States, by States, crops of 1956 and 1957

State	Year	13/16 inch and shorter		7/8 inch		29/32 inch		15/16 inch		31/32 inch		1 inch		1-1/32 inches		1-1/16 inches		1-3/32 inches		1-1/8 inches		1-5/32 inches		1-3/16 inches		1-7/32 inches		1-1/4 inches and longer		All staples	
		Percent	Percent	Percent	Percent	Percent	Percent	Percent	Percent	Percent	Percent	Percent	Percent	Percent	Percent	Percent	Percent	Percent	Percent	Percent	Percent	Percent	Percent	Percent	Percent	Percent	Percent	Percent	Percent	Percent	Percent
Alabama	1956	*	0.2	0.2	1.8	5.4	27.8	48.1	15.4	1.0	0.1	-	-	-	-	-	-	-	-	-	-	-	-	-	-	-	-	-	-	100.0	
	1957	*	.4	.4	5.3	14.6	28.8	35.8	14.3	.4	*	-	-	-	-	-	-	-	-	-	-	-	-	-	-	-	-	-	100.0		
Arizona	1956	*	.2	-	1.1	2.3	7.7	26.4	57.3	2.1	2.0	0.9	-	-	-	-	-	-	-	-	-	-	-	-	-	-	-	-	100.0		
	1957	*	.1	-	1.2	2.5	6.7	30.0	54.9	1.8	1.7	1.1	-	-	-	-	-	-	-	-	-	-	-	-	-	-	-	-	100.0		
Arkansas	1956	0.2	.8	.7	2.4	2.6	12.5	36.8	38.4	5.3	.3	*	*	*	*	*	*	*	*	*	*	*	*	*	*	*	*	*	100.0		
	1957	.1	.2	.2	.9	1.2	7.1	47.9	14.0	1.4	.1	-	-	-	-	-	-	-	-	-	-	-	-	-	-	-	-	-	100.0		
California	1956	*	*	*	.1	.3	1.2	10.9	66.3	20.0	1.1	*	*	*	*	*	*	*	*	*	*	*	*	*	*	*	*	*	100.0		
	1957	-	*	*	.1	.2	1.1	9.1	75.0	13.4	.4	-	-	-	-	-	-	-	-	-	-	-	-	-	-	-	-	-	100.0		
Florida	1956	.1	.7	.2	1.8	1.7	17.2	63.3	15.5	.3	-	-	-	-	-	-	-	-	-	-	-	-	-	-	-	-	-	-	100.0		
	1957	.1	.7	.2	6.0	4.5	30.7	52.1	5.7	-	-	-	-	-	-	-	-	-	-	-	-	-	-	-	-	-	-	-	100.0		
Georgia	1956	*	*	.1	.4	1.7	18.9	61.7	16.7	.5	*	*	*	*	*	*	*	*	*	*	*	*	*	*	*	*	*	*	100.0		
	1957	*	.1	.3	2.3	7.5	22.5	47.3	19.3	.7	*	*	*	*	*	*	*	*	*	*	*	*	*	*	*	*	*	*	100.0		
Louisiana	1956	-	.2	.2	.9	.6	7.2	38.1	48.3	4.3	.2	*	*	*	*	*	*	*	*	*	*	*	*	*	*	*	*	*	100.0		
	1957	-	.1	*	.3	.3	3.0	31.4	62.3	2.6	*	*	*	*	*	*	*	*	*	*	*	*	*	*	*	*	*	*	100.0		
Mississippi	1956	*	.1	*	.5	.7	7.2	37.5	44.5	7.5	1.7	.2	*	*	*	*	*	*	*	*	*	*	*	*	*	*	*	*	100.0		
	1957	*	*	*	.6	.3	5.7	32.1	52.1	8.3	.7	.1	*	*	*	*	*	*	*	*	*	*	*	*	*	*	*	*	100.0		
Missouri	1956	-	.2	*	.7	.9	6.9	41.7	44.3	5.2	.2	-	-	-	-	-	-	-	-	-	-	-	-	-	-	-	-	-	100.0		
	1957	-	.2	*	2.2	4.0	7.3	28.3	50.7	7.0	.3	-	-	-	-	-	-	-	-	-	-	-	-	-	-	-	-	-	100.0		
New Mexico	1956	.2	1.6	.8	4.2	2.0	4.8	4.6	8.6	18.2	4.0	14.4	0.3	-	-	-	-	-	-	-	-	-	-	-	-	-	-	-	100.0		
	1957	.3	2.2	1.2	8.0	1.3	6.6	3.2	6.0	10.5	39.2	20.4	.3	-	-	-	-	-	-	-	-	-	-	-	-	-	-	-	100.0		
North Carolina	1956	-	.1	.1	1.1	4.2	18.5	51.2	22.6	1.9	.1	-	-	-	-	-	-	-	-	-	-	-	-	-	-	-	-	-	100.0		
	1957	-	*	*	1.0	6.3	31.9	43.6	15.6	1.3	.2	-	-	-	-	-	-	-	-	-	-	-	-	-	-	-	-	-	100.0		
Oklahoma	1956	8.1	26.5	21.7	22.0	9.0	6.7	4.0	1.6	.3	.1	-	-	-	-	-	-	-	-	-	-	-	-	-	-	-	-	-	100.0		
	1957	1.8	11.6	20.1	32.8	16.7	8.5	3.8	1.9	.4	.3	.1	-	-	-	-	-	-	-	-	-	-	-	-	-	-	-	-	100.0		
South Carolina	1956	*	*	*	.7	2.5	23.4	58.3	14.5	.4	*	*	*	*	*	*	*	*	*	*	*	*	*	*	*	*	*	*	100.0		
	1957	*	.3	.1	2.7	2.3	15.7	57.8	20.7	.3	*	-	-	-	-	-	-	-	-	-	-	-	-	-	-	-	-	-	100.0		
Tennessee	1956	*	.8	.4	3.8	3.3	17.2	41.4	29.6	3.1	.3	-	-	-	-	-	-	-	-	-	-	-	-	-	-	-	-	-	100.0		
	1957	*	.3	.3	1.8	1.0	7.8	30.0	32.6	5.9	.3	-	-	-	-	-	-	-	-	-	-	-	-	-	-	-	-	-	100.0		
Texas	1956	3.9	12.9	12.0	17.7	16.4	13.1	9.0	5.9	2.4	3.7	2.8	.2	-	-	-	-	-	-	-	-	-	-	-	-	-	-	-	100.0		
	1957	1.4	7.0	12.7	23.0	17.4	14.1	11.0	4.8	1.3	3.1	3.2	.1	-	-	-	-	-	-	-	-	-	-	-	-	-	-	-	100.0		
Virginia	1956	-	.4	.3	.7	2.5	11.3	38.3	36.5	6.0	1.7	.2	.1	-	-	-	-	-	-	-	-	-	-	-	-	-	-	-	100.0		
	1957	-	-	-	.4	7.3	34.6	38.2	19.2	.3	-	-	-	-	-	-	-	-	-	-	-	-	-	-	-	-	-	-	100.0		
All other <sup>3/</sup>	1956	-	.1	-	.6	.7	8.2	31.2	48.9	9.7	.7	-	-	-	-	-	-	-	-	-	-	-	-	-	-	-	-	-	100.0		
	1957	-	.1	-	1.1	.2	6.7	18.7	62.6	10.1	.5	-	-	-	-	-	-	-	-	-	-	-	-	-	-	-	-	-	100.0		
All States	1956	1.2	4.2	3.8	6.1	6.0	11.7	28.0	29.9	5.5	2.4	1.1	.1	-	-	-	-	-	-	-	-	-	-	-	-	-	-	-	100.0		
	1957	.5	3.0	4.8	9.4	7.9	10.6	21.6	32.9	5.3	2.2	1.6	*	-	-	-	-	-	-	-	-	-	-	-	-	-	-	-	100.0		

<sup>1/</sup> Includes all bales for which no specific staple is assigned because of character defects.  
<sup>2/</sup> As reported by the Bureau of the Census, running bales.  
<sup>3/</sup> Includes Illinois and Kentucky.  
 \* Less than 0.05 percent.

Table 11. -- Grade index and average staple of upland cotton ginned in the United States, by States, crops of 1953-57

State	Grade index <sup>1/</sup>					Average staple <sup>2/</sup>				
	1953	1954	1955	1956	1957	1953	1954	1955	1956	1957
	<u>Index</u>	<u>Index</u>	<u>Index</u>	<u>Index</u>	<u>Index</u>	<u>32d inches</u>	<u>32d inches</u>	<u>32d inches</u>	<u>32d inches</u>	<u>32d inches</u>
Alabama	96.5	97.6	96.5	95.9	92.1	33.0	32.2	33.3	32.7	32.4
Arizona	97.5	95.3	95.8	97.1	95.2	33.5	33.4	33.4	33.5	33.5
Arkansas	97.3	94.7	93.5	96.1	91.6	33.3	32.7	33.7	33.2	33.7
California	92.4	92.8	94.3	95.5	96.3	33.9	34.2	34.2	34.1	34.0
Florida	94.9	97.6	97.0	95.1	91.6	33.0	32.5	33.5	32.9	32.4
Georgia	94.4	97.6	95.0	94.9	93.8	32.8	31.9	33.3	32.9	32.7
Louisiana	96.0	95.6	92.8	96.0	91.6	33.8	33.0	33.8	33.5	33.6
Mississippi	98.4	96.5	94.2	96.3	90.6	33.9	33.4	34.1	33.6	33.6
Missouri	97.7	92.7	92.5	95.7	89.5	33.3	33.4	34.0	33.4	33.4
New Mexico	97.1	95.9	97.1	100.3	95.1	34.5	34.7	34.2	34.9	34.8
North Carolina	93.7	95.2	89.4	88.9	91.4	32.7	33.0	32.8	33.0	32.7
Oklahoma	91.8	96.2	89.4	94.2	81.8	29.8	28.9	29.2	29.4	30.1
South Carolina	95.1	96.4	92.9	92.6	92.5	33.0	32.7	33.2	32.9	32.9
Tennessee	97.8	96.0	93.6	99.1	93.1	33.1	32.6	33.5	33.0	33.5
Texas	91.9	96.0	91.2	96.5	89.5	30.4	30.3	30.2	31.0	31.1
Virginia	93.1	93.5	92.2	89.3	93.0	32.6	33.0	33.1	33.4	32.7
All other <sup>3/</sup>	99.5	94.5	93.2	96.4	92.0	33.8	33.7	34.0	33.6	33.7
United States	95.0	95.6	93.2	96.0	91.7	32.6	32.2	32.6	32.7	32.6

<sup>1/</sup> Computed by weighting the quantity in each grade by the 1937-39 average price per pound for such grade of 15/16 inch staple. Converted to an index with Middling White equaling 100.

<sup>2/</sup> Averages calculated on numerical equivalents of the staple designations (for example, 29/32" = 29).

<sup>3/</sup> Includes Illinois and Kentucky.

Table 12. -- Preparation of upland cotton ginned in the United States, during specified periods, by States, 1957-58

Ginning Period	Shorter than 1-1/8 inches				1-1/8 inches and longer				All staples			
	Normal	Rough	Gin Cut	Total	B	C	Gin Cut	Total	Normal and B	Rough and C	Gin Cut	Total 1/
	Bales	Bales	Bales	Bales	Bales	Bales	Bales	Bales	Bales	Bales	Bales	Bales
<b>ALABAMA</b>												
Prior to Sept. 1 .	104,488	483	-	104,971	-	-	-	-	104,488	483	-	104,971
During September .	169,914	268	-	170,182	34	-	-	34	169,948	268	-	170,216
During October . .	183,712	179	-	183,891	32	-	-	32	183,744	179	-	183,923
During November . .	53,574	22	-	53,596	-	-	-	-	53,574	22	-	53,596
After November 30.	14,094	7	-	14,101	-	-	-	-	14,094	7	-	14,101
All periods . . .	525,782	959	-	526,741	66	-	-	66	525,848	959	-	526,807
<b>ARIZONA</b>												
Prior to Sept. 1 .	11,497	11	-	11,508	-	-	-	-	11,497	11	-	11,508
During September .	53,676	141	-	53,817	1,882	-	-	1,882	55,558	141	-	55,699
During October . .	103,589	377	-	103,966	7,900	202	-	8,102	111,489	579	-	112,068
During November . .	257,270	769	-	258,039	8,071	11	-	8,082	265,341	780	-	266,121
After November 30.	264,388	756	8	265,152	1,673	-	-	1,673	266,061	756	8	266,825
All periods . . .	690,420	2,054	8	692,482	19,526	213	-	19,739	709,946	2,267	8	712,221
<b>ARKANSAS</b>												
Prior to Sept. 1 .	253	6	-	259	-	-	-	-	253	6	-	259
During September .	143,485	6,559	-	150,044	2,294	117	-	2,411	145,779	6,676	-	152,455
During October . .	365,891	4,877	-	370,768	8,951	44	-	8,995	374,842	4,921	-	379,763
During November . .	192,200	1,044	-	193,244	3,050	-	-	3,050	195,250	1,044	-	196,294
After November 30.	235,047	993	-	236,040	68	-	-	68	235,115	993	-	236,108
All periods . . .	936,876	13,479	-	950,355	14,363	161	-	14,524	951,239	13,640	-	964,879
<b>CALIFORNIA</b>												
Prior to Sept. 1 .	3,346	-	-	3,346	28	-	-	28	3,374	-	-	3,374
During September .	50,480	20	-	50,500	390	-	-	390	50,870	20	-	50,890
During October . .	609,206	64	-	609,270	3,947	-	-	2,947	613,153	64	-	613,217
During November . .	690,479	629	-	691,108	1,401	-	-	1,401	691,080	629	-	692,509
After November 30.	195,747	336	-	196,083	886	-	-	886	196,633	336	-	196,969
All periods . . .	1,549,258	1,049	-	1,550,307	6,652	-	-	6,652	1,555,910	1,049	-	1,556,959
<b>FLORIDA</b>												
Prior to Sept. 1 .	4,264	36	-	4,300	-	-	-	-	4,264	36	-	4,300
During September .	1,737	-	-	1,737	-	-	-	-	1,737	-	-	1,737
During October . .	620	-	-	620	-	-	-	-	620	-	-	620
During November . .	89	-	-	89	-	-	-	-	89	-	-	89
After November 30.	64	-	-	64	-	-	-	-	64	-	-	64
All periods . . .	6,774	36	-	6,810	-	-	-	-	6,774	36	-	6,810
<b>GEORGIA</b>												
Prior to Sept. 1 .	147,250	1,216	-	148,466	-	-	-	-	147,250	1,216	-	148,466
During September .	129,416	383	-	129,799	-	-	-	-	129,416	383	-	129,799
During October . .	80,945	302	-	81,247	11	-	-	11	80,956	302	-	81,258
During November . .	23,831	70	-	23,901	-	-	-	-	23,831	70	-	23,901
After November 30.	6,167	-	-	6,167	-	-	-	-	6,167	-	-	6,167
All periods . . .	387,609	1,971	-	389,580	11	-	-	11	387,620	1,971	-	389,591
<b>ILLINOIS</b>												
Prior to Sept. 1 .	-	-	-	-	-	-	-	-	-	-	-	-
During September .	74	2	-	76	4	-	-	4	78	2	-	80
During October . .	428	-	-	428	-	-	-	-	428	-	-	428
During November . .	245	3	-	248	6	-	-	6	251	3	-	254
After November 30.	214	-	-	214	-	-	-	-	214	-	-	214
All periods . . .	961	5	-	966	10	-	-	10	971	5	-	976
<b>KENTUCKY</b>												
Prior to Sept. 1 .	-	-	-	-	-	-	-	-	-	-	-	-
During September .	576	-	-	576	-	-	-	-	576	-	-	576
During October . .	1,763	-	-	1,763	14	-	-	14	1,777	-	-	1,777
During November . .	817	-	-	817	-	-	-	-	817	-	-	817
After November 30.	699	-	-	699	-	-	-	-	699	-	-	699
All periods . . .	3,855	-	-	3,855	14	-	-	14	3,869	-	-	3,869
<b>LOUISIANA</b>												
Prior to Sept. 1 .	29,623	37	-	29,660	-	-	-	-	29,623	37	-	29,660
During September .	66,752	657	-	67,409	54	-	-	54	66,806	657	-	67,463
During October . .	134,434	310	-	134,744	58	-	-	58	134,490	310	-	134,800
During November . .	49,539	108	-	49,647	18	-	-	18	49,557	108	-	49,665
After November 30.	64,202	51	-	64,253	-	-	-	-	64,202	51	-	64,253
All periods . . .	344,550	1,163	-	345,713	128	-	-	128	344,678	1,163	-	345,841
<b>MISSISSIPPI</b>												
Prior to Sept. 1 .	70,854	863	-	71,717	473	-	-	473	71,327	863	-	72,190
During September .	219,738	2,917	-	222,655	6,203	144	-	6,347	225,941	3,061	-	229,002
During October . .	365,389	1,994	8	367,391	1,485	43	-	1,528	366,874	2,037	8	368,919
During November . .	196,307	245	-	196,552	271	-	-	271	196,578	245	-	196,823
After November 30.	202,530	618	-	203,148	15	-	-	15	202,545	618	-	203,163
All periods . . .	1,054,818	6,637	8	1,061,463	8,447	187	-	8,634	1,063,265	6,824	8	1,070,097

1/ See footnote at end of table.

-continued-



Table 12. -- Preparation of upland cotton ginned in the United States, during specified periods, by States, 1957-58 - Continued

Ginning Period	Shorter than 1-1/8 inches				1-1/8 inches and longer				All staples			
	Normal	Rough	Gin Cut	Total	B	C	Gin Cut	Total	Normal and B	Rough and C	Gin Cut	Total 1/
	Bales	Bales	Bales	Bales	Bales	Bales	Bales	Bales	Bales	Bales	Bales	Bales
	<u>MISSOURI</u>											
Prior to Sept. 1 .	-	-	-	-	-	-	-	-	-	-	-	-
During September .	20,477	241	-	20,718	36	36	-	72	20,513	277	-	20,790
During October . .	67,509	144	-	67,653	138	-	-	138	67,647	144	-	67,791
During November . .	45,248	123	-	45,371	283	64	-	347	45,531	187	-	45,718
After November 30.	48,439	65	-	48,504	10	-	-	10	48,449	65	-	48,514
All periods . . .	181,673	573	-	182,246	467	100	-	567	182,140	673	-	182,813
	<u>NEW MEXICO</u>											
Prior to Sept. 1 .	-	-	-	-	-	-	-	-	-	-	-	-
During September .	1,039	10	-	1,049	12,490	-	-	12,490	13,529	10	-	13,539
During October . .	8,293	12	-	8,305	60,371	138	-	60,509	68,664	150	-	68,814
During November . .	20,764	43	-	20,807	45,658	31	-	45,689	66,422	74	-	66,496
After November 30.	54,918	81	-	54,999	10,299	-	-	10,299	65,217	81	-	65,298
All periods . . .	85,014	146	-	85,160	128,818	169	-	128,987	213,832	315	-	214,147
	<u>NORTH CAROLINA</u>											
Prior to Sept. 1 .	-	-	-	-	-	-	-	-	-	-	-	-
During September .	72,919	767	-	73,686	474	45	-	519	73,393	812	-	74,205
During October . .	116,315	274	-	116,589	-	-	-	-	116,315	274	-	116,589
During November . .	36,015	40	-	36,055	-	-	-	-	36,015	40	-	36,055
After November 30.	9,105	-	-	9,105	-	-	-	-	9,105	-	-	9,105
All periods . . .	234,354	1,081	-	235,435	474	45	-	519	234,828	1,126	-	235,954
	<u>OKLAHOMA</u>											
Prior to Sept. 1 .	-	-	-	-	-	-	-	-	-	-	-	-
During September .	7,793	69	-	7,862	78	-	-	78	7,871	69	-	7,940
During October . .	48,286	418	24	48,728	762	-	-	762	49,048	418	24	49,490
During November . .	75,767	529	52	76,348	110	-	-	110	75,877	529	52	76,458
After November 30.	124,812	250	-	125,062	54	-	-	54	124,866	250	-	125,116
All periods . . .	256,658	1,266	76	258,000	1,004	-	-	1,004	257,662	1,266	76	259,004
	<u>SOUTH CAROLINA</u>											
Prior to Sept. 1 .	-	-	-	-	-	-	-	-	-	-	-	-
During September .	59,542	654	-	60,196	26	-	-	26	59,568	654	-	60,222
During October . .	148,675	913	-	149,588	-	-	-	-	148,675	913	-	149,588
During November . .	100,759	313	-	101,072	13	-	-	13	100,772	313	-	101,085
After November 30.	27,775	57	-	27,832	-	-	-	-	27,775	57	-	27,832
All periods . . .	344,581	1,937	-	346,518	39	-	-	39	344,620	1,937	-	346,557
	<u>TENNESSEE</u>											
Prior to Sept. 1 .	-	-	-	-	-	-	-	-	-	-	-	-
During September .	68,939	1,432	10	70,381	306	10	-	316	69,245	1,442	10	70,697
During October . .	185,022	125	-	185,147	582	-	-	582	185,604	125	-	185,729
During November . .	90,688	22	-	90,710	316	-	-	316	91,004	22	-	91,026
After November 30.	56,742	86	-	56,828	12	-	-	12	56,754	86	-	56,840
All periods . . .	401,391	1,665	10	403,066	1,216	10	-	1,226	402,607	1,675	10	404,292
	<u>TEXAS</u>											
Prior to Sept. 1 .	-	-	-	-	-	-	-	-	-	-	-	-
During September .	531,577	606	-	532,183	2,432	-	-	2,432	534,009	606	-	534,615
During October . .	290,828	812	-	291,640	33,221	75	-	33,296	324,049	887	-	324,936
During November . .	518,723	1,366	12	520,101	99,928	154	-	100,082	618,651	1,520	12	620,183
After November 30.	509,580	1,679	-	511,259	72,279	51	-	72,330	581,859	1,730	-	583,589
All periods . . .	1,486,380	2,233	112	1,488,725	20,527	-	-	20,527	1,506,907	2,233	112	1,509,252
All periods . . .	3,337,088	6,696	124	3,343,908	228,387	280	-	228,667	3,565,475	6,976	124	3,572,575
	<u>VIRGINIA</u>											
Prior to Sept. 1 .	-	-	-	-	-	-	-	-	-	-	-	-
During September .	1,876	-	-	1,876	-	-	-	-	1,876	-	-	1,876
During October . .	3,145	7	-	3,152	-	-	-	-	3,145	7	-	3,152
During November . .	1,921	-	-	1,921	-	-	-	-	1,921	-	-	1,921
After November 30.	377	-	-	377	-	-	-	-	377	-	-	377
All periods . . .	7,319	7	-	7,326	-	-	-	-	7,319	7	-	7,326
	<u>UNITED STATES</u>											
Prior to Sept. 1 .	-	-	-	-	-	-	-	-	-	-	-	-
During September .	962,694	3,912	-	966,606	2,959	-	-	2,959	965,653	3,912	-	969,565
During October . .	1,448,394	15,191	10	1,463,595	57,466	427	-	57,893	1,505,860	15,618	10	1,521,488
During November . .	2,894,029	10,762	44	2,904,835	184,190	581	-	184,771	3,078,219	11,343	44	3,089,606
After November 30.	2,272,109	5,383	52	2,277,544	131,463	157	-	131,620	2,403,572	5,540	52	2,409,164
All periods . . .	2,771,755	5,476	120	2,777,351	33,544	-	-	33,544	2,805,299	5,476	120	2,810,895
All periods . . .	10,348,981	40,724	226	10,389,931	409,622	1,165	-	410,787	10,758,603	41,889	226	10,800,718

1/ As reported by the Bureau of the Census, running bales, linters excluded.

Table 13. -- Tenderability of upland cotton ginned, by States, 1957-58

State	Tenderable 1/		Untenderable		Total crop 2/	
	Bales	Pct.	Bales	Pct.	Bales	Pct.
Alabama	362,391	68.8	164,416	31.2	526,807	100.0
Arizona	594,439	83.5	117,782	16.5	712,221	100.0
Arkansas	576,373	59.7	388,506	40.3	964,879	100.0
California	1,417,633	91.1	139,326	8.9	1,556,959	100.0
Florida	3,540	52.0	3,270	48.0	6,810	100.0
Georgia	299,971	77.0	89,620	23.0	389,591	100.0
Illinois	595	61.0	381	39.0	976	100.0
Kentucky	2,561	66.2	1,308	33.8	3,869	100.0
Louisiana	236,878	68.5	108,963	31.5	345,841	100.0
Mississippi	684,018	63.9	386,079	36.1	1,070,097	100.0
Missouri	88,386	48.3	94,427	51.7	182,813	100.0
New Mexico	156,970	73.3	57,177	26.7	214,147	100.0
North Carolina	200,263	84.9	35,691	15.1	235,954	100.0
Oklahoma	45,545	17.6	213,459	82.4	259,004	100.0
South Carolina	263,395	76.0	83,162	24.0	346,557	100.0
Tennessee	283,874	70.2	120,418	29.8	404,292	100.0
Texas	1,636,121	45.8	1,936,454	54.2	3,572,575	100.0
Virginia	6,920	94.5	406	5.5	7,326	100.0
All States	6,859,873	63.5	3,940,845	36.5	10,800,718	100.0

1/ Tenderable with respect to grade and staple in settlement of futures contracts.

2/ As reported by the Bureau of the Census, running bales, linters excluded.

Table 14. -- Tenderability of upland cotton ginned in the United States, 1945-57

Year	Tenderable 1/		Untenderable		Total crop 2/	
	Bales	Pct.	Bales	Pct.	Bales	Pct.
1945	6,256,298	71.0	2,553,087	29.0	8,809,385	100.0
1946	6,527,089	76.7	1,987,803	23.3	8,514,892	100.0
1947	9,197,081	79.6	2,358,849	20.4	11,555,930	100.0
1948	11,719,213	80.4	2,857,601	19.6	14,576,814	100.0
1949	11,791,158	74.1	4,113,544	25.9	15,904,702	100.0
1950	7,234,459	73.5	2,611,224	26.5	9,845,683	100.0
1951	10,793,023	71.8	4,232,480	28.2	15,025,503	100.0
1952	10,982,423	73.9	3,875,742	26.1	14,858,165	100.0
1953	13,691,670	84.2	2,560,929	15.8	16,252,599	100.0
1954	11,506,960	84.8	2,070,033	15.2	13,576,993	100.0
1955	11,106,760	76.6	3,393,764	23.4	14,500,524	100.0
1956	10,609,930	81.0	2,492,207	19.0	13,102,137	100.0
1957	6,859,873	63.5	3,940,845	36.5	10,800,718	100.0

1/ Tenderable with respect to grade and staple in settlement of futures contracts.

2/ As reported by the Bureau of the Census, running bales, linters excluded.

Table 15. -- Grade and staple of upland cotton ginned in Alabama, 1957-58

Grade	13/16 inch and shorter		7/8 inch		29/32 inch		15/16 inch		31/32 inch		1 inch		1-1/32 inches		1-1/16 inches		1-3/32 inches		1-1/8 inches		1-5/32 inches		1-3/16 inches		1-7/32 inches		1-1/4 inches and longer		All staples				
	Bales	Percent	Bales	Percent	Bales	Percent	Bales	Percent	Bales	Percent	Bales	Percent	Bales	Percent	Bales	Percent	Bales	Percent	Bales	Percent	Bales	Percent	Bales	Percent	Bales	Percent	Bales	Percent	Bales	Percent			
<b>White:</b>																																	
G.M.	-	-	10	487	650	11,758	43,379	99,315	159,066	70,374	2,226	66	-	-	-	-	-	-	-	-	-	-	-	-	-	-	-	-	-	387,331	73.6		
S.M.	-	-	10	38	289	1,437	3,119	9,567	34,070	17,175	444	24	-	-	-	-	-	-	-	-	-	-	-	-	-	-	-	-	62,387	11.8			
M.	-	-	115	199	1,437	1,712	8,127	23,562	78,450	42,096	1,443	36	-	-	-	-	-	-	-	-	-	-	-	-	-	-	-	-	152,135	29.0			
S.L.M.	-	-	10	106	87	1,712	8,127	23,562	30,246	9,398	302	6	-	-	-	-	-	-	-	-	-	-	-	-	-	-	-	-	73,556	14.0			
L.M.	-	-	81	129	3,914	19,276	29,484	13,553	1,439	-	-	-	-	-	-	-	-	-	-	-	-	-	-	-	-	-	-	-	67,882	12.9			
S.G.O.	-	-	50	108	3,211	10,311	10,052	2,370	186	-	-	-	-	-	-	-	-	-	-	-	-	-	-	-	-	-	-	-	26,319	5.0			
G.O.	-	-	125	89	1,176	1,766	1,395	312	-	-	-	-	-	-	-	-	-	-	-	-	-	-	-	-	-	-	-	-	4,870	.9			
Total	10	487	650	11,758	43,379	99,315	159,066	70,374	2,226	66	-	-	-	-	-	-	-	-	-	-	-	-	-	-	-	-	-	-	387,331	73.6			
<b>Spotted:</b>																																	
G.M.	-	-	19	10	156	340	2,048	-	-	-	-	-	-	-	-	-	-	-	-	-	-	-	-	-	-	-	-	-	-	-	7,051	1.3	
S.M.	-	-	111	147	1,467	4,641	14,598	13,321	2,838	23	-	-	-	-	-	-	-	-	-	-	-	-	-	-	-	-	-	-	37,106	7.0			
M.	-	-	190	247	3,588	10,727	17,744	7,921	762	-	-	-	-	-	-	-	-	-	-	-	-	-	-	-	-	-	-	-	41,187	7.8			
S.L.M.	-	-	38	379	447	7,094	9,655	9,410	1,929	244	-	-	-	-	-	-	-	-	-	-	-	-	-	-	-	-	-	-	29,196	5.5			
Total	46	699	851	12,307	25,363	43,760	26,707	4,784	23	-	-	-	-	-	-	-	-	-	-	-	-	-	-	-	-	-	-	-	114,540	21.6			
<b>Tinged:</b>																																	
G.M.	-	-	-	-	-	-	-	-	-	-	-	-	-	-	-	-	-	-	-	-	-	-	-	-	-	-	-	-	-	-	-	-	
S.M.	-	-	-	-	-	-	-	-	-	-	-	-	-	-	-	-	-	-	-	-	-	-	-	-	-	-	-	-	-	-	-	-	
M.	-	-	-	-	-	-	-	-	-	-	-	-	-	-	-	-	-	-	-	-	-	-	-	-	-	-	-	-	-	-	-	-	
S.L.M.	-	-	-	-	-	-	-	-	-	-	-	-	-	-	-	-	-	-	-	-	-	-	-	-	-	-	-	-	-	-	-	-	-
L.M.	-	-	-	-	-	-	-	-	-	-	-	-	-	-	-	-	-	-	-	-	-	-	-	-	-	-	-	-	-	-	-	-	-
Total	9	58	60	256	194	96	31	-	-	-	-	-	-	-	-	-	-	-	-	-	-	-	-	-	-	-	-	-	704	.1			
<b>Gray:</b>																																	
G.M.	-	-	6	18	187	1,403	1,725	596	123	-	-	-	-	-	-	-	-	-	-	-	-	-	-	-	-	-	-	-	-	-	-	-	
S.M.	-	-	30	113	1,587	5,218	5,118	2,164	183	-	-	-	-	-	-	-	-	-	-	-	-	-	-	-	-	-	-	-	-	-	-	-	
M.	-	-	45	45	511	1,092	1,002	167	-	-	-	-	-	-	-	-	-	-	-	-	-	-	-	-	-	-	-	-	-	-	-	-	
S.L.M.	-	-	-	-	-	-	-	-	-	-	-	-	-	-	-	-	-	-	-	-	-	-	-	-	-	-	-	-	-	-	-	-	
Total	-	-	81	176	2,285	7,713	7,845	2,927	306	-	-	-	-	-	-	-	-	-	-	-	-	-	-	-	-	-	-	-	-	-	-	-	
Below Grade.	10	576	181	1,276	306	499	29	22	-	-	-	-	-	-	-	-	-	-	-	-	-	-	-	-	-	-	-	-	-	-	-	-	
All Grades	75	1,901	1,918	27,882	76,955	151,515	188,760	75,486	2,249	66	-	-	-	-	-	-	-	-	-	-	-	-	-	-	-	-	-	-	-	-	-	-	
All grades	Percent	Percent	Percent	Percent	Percent	Percent	Percent	Percent	Percent	Percent	Percent	Percent	Percent	Percent	Percent	Percent	Percent	Percent	Percent	Percent	Percent	Percent	Percent	Percent	Percent	Percent	Percent	Percent	Percent	Percent	Percent	Percent	
	.4	.4	.4	5.3	14.6	28.8	35.8	14.3	.4	.4	.4	.4	.4	.4	.4	.4	.4	.4	.4	.4	.4	.4	.4	.4	.4	.4	.4	.4	.4	.4	.4		

1/ As reported by the Bureau of the Census, running bales.

Percentage rough preparation,.... 0.2  
Grade index..... 92.1  
Average staple..... 32.4

Table 16. -- Grade and staple of upland cotton ginned in Arizona, 1937-38

Grade	13/16 inch and shorter		7/8 inch		29/32 inch		15/16 inch		31/32 inch		1 inch		1-1/32 inches		1-1/16 inches		1-3/32 inches		1-1/8 inches		1-5/32 inches		1-3/16 inches		1-7/32 inches		1-1/4 inches and longer		All staples				
	Bales	Percent	Bales	Percent	Bales	Percent	Bales	Percent	Bales	Percent	Bales	Percent	Bales	Percent	Bales	Percent	Bales	Percent	Bales	Percent	Bales	Percent	Bales	Percent	Bales	Percent	Bales	Percent	Bales	Percent			
<b>White:</b>																																	
G.M.	-		-		-		-		-		-		-		-		-		-		-		-		-		-		-		-		
S.M.	-		-		-		-		-		-		-		-		-		-		-		-		-		-		-		-		
M.	-		-		-		-		-		-		-		-		-		-		-		-		-		-		-		-		
S.L.M.	-		-		-		-		-		-		-		-		-		-		-		-		-		-		-		-		
L.M.	-		-		-		-		-		-		-		-		-		-		-		-		-		-		-		-		
S.O.O.	-		-		-		-		-		-		-		-		-		-		-		-		-		-		-		-		
G.O.	-		-		-		-		-		-		-		-		-		-		-		-		-		-		-		-		
<b>Total</b>	47		-		-		675		3,331		15,967		162,068		374,544		10,581		10,699		7,516		355		-		-		-		585,783		82.2
<b>Spotted:</b>																																	
G.M.	-		-		-		-		-		-		-		-		-		-		-		-		-		-		-		-		
S.M.	-		-		-		-		-		-		-		-		-		-		-		-		-		-		-		-		
M.	-		-		-		-		-		-		-		-		-		-		-		-		-		-		-		-		
S.L.M.	-		-		-		-		-		-		-		-		-		-		-		-		-		-		-		-		
L.M.	-		-		-		-		-		-		-		-		-		-		-		-		-		-		-		-		
<b>Total</b>	10		579		-		6,807		13,722		29,615		37,359		12,422		2,126		982		67		-		-		-		-		103,689		14.6
<b>Tinged:</b>																																	
G.M.	-		-		-		-		-		-		-		-		-		-		-		-		-		-		-		-		
S.M.	-		-		-		-		-		-		-		-		-		-		-		-		-		-		-		-		
M.	-		-		-		-		-		-		-		-		-		-		-		-		-		-		-		-		
S.L.M.	-		-		-		-		-		-		-		-		-		-		-		-		-		-		-		-		
L.M.	-		-		-		-		-		-		-		-		-		-		-		-		-		-		-		-		
<b>Total</b>	28		-		-		154		114		101		29		-		-		-		-		-		-		-		-		426		
<b>Gray:</b>																																	
G.M.	-		-		-		-		-		-		-		-		-		-		-		-		-		-		-		-		
S.M.	-		-		-		-		-		-		-		-		-		-		-		-		-		-		-		-		
M.	-		-		-		-		-		-		-		-		-		-		-		-		-		-		-		-		
S.L.M.	-		-		-		-		-		-		-		-		-		-		-		-		-		-		-		-		
L.M.	-		-		-		-		-		-		-		-		-		-		-		-		-		-		-		-		
<b>Total</b>	19		126		-		735		389		259		27		-		-		-		-		-		-		-		-		1,554		
<b>All Grades . . .</b>	789		-		-		8,391		17,829		47,567		213,326		391,724		12,827		11,791		7,593		355		-		-		-	712,221		100.0	
<b>All grades . . .</b>	.1		-		-		1.2		2.5		6.7		30.0		54.9		1.8		1.7		1.1		.1		-		-		-	100.0			

As reported by the Bureau of the Census, running bales.  
 \* Less than 0.05 percent.

Percentage rough preparation..... 0.3  
 Grade index..... 95.2  
 Average staple..... 33.5

Table 17. --- Grade and staple of upland cotton ginned in Arkansas, 1957-58

Grade	13/16 inch and shorter		7/8 inch		29/32 inch		15/16 inch		31/32 inch		1 inch		1-1/32 inches		1-1/16 inches		1-3/32 inches		1-1/8 inches		1-5/32 inches		1-3/16 inches		1-7/32 inches		1-1/4 inches and longer		All staples					
	Bales	Percent	Bales	Percent	Bales	Percent	Bales	Percent	Bales	Percent	Bales	Percent	Bales	Percent	Bales	Percent	Bales	Percent	Bales	Percent	Bales	Percent	Bales	Percent	Bales	Percent	Bales	Percent	Bales	Percent				
<b>White:</b>																																		
G.M. . . . .	-		-		-		-		-		-		-		-		-		-		-		-		-		-		-		-			
S.M. . . . .	14	136	101	436	86	590	76	9	9	31	35	21	95	309	85	320	124	1,302	67	9	9	32	205	2	644	75	54	61	323,971	885				
M. . . . .	101	436	86	590	76	9	9	31	35	21	95	309	85	320	124	1,302	67	9	9	32	205	2	644	75	54	61	323,971	885						
S.L.M. . . . .	9	38	9	38	9	38	9	38	9	38	9	38	9	38	9	38	9	38	9	38	9	38	9	38	9	38	9	38	9	38	9			
L.M. . . . .	9	38	9	38	9	38	9	38	9	38	9	38	9	38	9	38	9	38	9	38	9	38	9	38	9	38	9	38	9	38	9			
S.L.O. . . . .	-		-		-		-		-		-		-		-		-		-		-		-		-		-		-		-			
L.O. . . . .	-		-		-		-		-		-		-		-		-		-		-		-		-		-		-		-			
<b>Total</b>	9	179	689	1,972	1,675	7,523	85,863	345,133	114,905	11,137	809	116	90	71	570,171	59.1																		
<b>Spotted:</b>																																		
G.M. . . . .	-		-		-		-		-		-		-		-		-		-		-		-		-		-		-		-			
S.M. . . . .	9	25	206	62	448	4,415	15,242	3,840	433	19	10	433	19	10	433	19	10	433	19	10	433	19	10	433	19	10	433	19	10	433	19			
M. . . . .	18	171	570	3,515	28,364	57,324	13,731	1,599	42	10	8	42	10	8	42	10	8	42	10	8	42	10	8	42	10	8	42	10	8	42	10			
S.L.M. . . . .	44	82	614	935	12,943	31,643	2,091	189	189	24	24	24	24	24	24	24	24	24	24	24	24	24	24	24	24	24	24	24	24	24	24			
L.M. . . . .	21	74	2,063	3,328	25,194	52,904	11,300	223	24	24	24	24	24	24	24	24	24	24	24	24	24	24	24	24	24	24	24	24	24	24	24			
<b>Total</b>	92	352	3,453	4,873	42,120	195,854	115,571	19,895	2,204	61	18	10	18	10	344,503	35.7																		
<b>Tinged:</b>																																		
G.M. . . . .	-		-		-		-		-		-		-		-		-		-		-		-		-		-		-		-			
S.M. . . . .	-		-		-		-		-		-		-		-		-		-		-		-		-		-		-		-			
M. . . . .	-		-		-		-		-		-		-		-		-		-		-		-		-		-		-		-			
S.L.M. . . . .	11	60	441	765	5,493	7,834	887	-	-	-	-	-	-	-	-	-	-	-	-	-	-	-	-	-	-	-	-	-	-	-	-	-		
L.M. . . . .	85	269	1,992	3,545	9,803	7,476	653	-	-	-	-	-	-	-	-	-	-	-	-	-	-	-	-	-	-	-	-	-	-	-	-	-		
<b>Total</b>	96	329	2,505	4,378	15,662	16,695	1,900	-	-	-	-	-	-	-	-	-	-	-	-	-	-	-	-	-	-	-	-	-	-	-	-	-		
<b>Yellow Stained:</b>																																		
G.M. . . . .	-		-		-		-		-		-		-		-		-		-		-		-		-		-		-		-			
S.M. . . . .	-		-		-		-		-		-		-		-		-		-		-		-		-		-		-		-			
M. . . . .	-		-		-		-		-		-		-		-		-		-		-		-		-		-		-		-			
S.L.M. . . . .	-		-		-		-		-		-		-		-		-		-		-		-		-		-		-		-			
L.M. . . . .	-		-		-		-		-		-		-		-		-		-		-		-		-		-		-		-			
<b>Total</b>	-		-		-		-		-		-		-		-		-		-		-		-		-		-		-		-			
<b>Gray:</b>																																		
G.M. . . . .	-		-		-		-		-		-		-		-		-		-		-		-		-		-		-		-			
S.M. . . . .	-		-		-		-		-		-		-		-		-		-		-		-		-		-		-		-			
M. . . . .	-		-		-		-		-		-		-		-		-		-		-		-		-		-		-		-			
S.L.M. . . . .	-		-		-		-		-		-		-		-		-		-		-		-		-		-		-		-			
<b>Total</b>	-		-		-		-		-		-		-		-		-		-		-		-		-		-		-		-			
<b>Below Grade. . . .</b>	140	99	1,017	840	2,362	1,956	234	-	-	-	-	-	-	-	-	-	-	-	-	-	-	-	-	-	-	-	-	-	-	-	-	-		
<b>All Grades . . . .</b>	9	507	1,469	9,038	11,834	68,111	261,303	463,258	134,826	13,341	878	116	108	81	964,879	100.0																		
<b>All Grades . . . .</b>	.1	.2	.9	1.2	7.1	27.1	47.9	14.0	1.4	.1	.1	.1	.1	.1	100.0																			

1/ As reported by the Bureau of the Census, running bales.  
 \* Less than 0.05 percent.  
 Percentage rough preparation..... 1.4  
 Grade Index..... 91.6  
 Average staple..... 33.7

Table 18. -- Grade and staple of upland cotton ginned in California, 1957-58

Grade	13/16 inch and shorter	7/8 inch	29/32 inch	15/16 inch	31/32 inch	1 inch	1-1/32 inches	1-1/16 inches	1-3/32 inches	1-1/8 inches	1-5/32 inches	1-3/16 inches	1-7/32 inches	1-1/4 inches and longer	All staples	
	Bales	Bales	Bales	Bales	Bales	Bales	Bales	Bales	Bales	Bales	Bales	Bales	Bales	Bales	Bales	Percent
<b>White:</b>																
G.M. . . . .	-	-	-	-	-	-	201	9,808	6,410	207	-	-	-	-	16,626	1.1
S.M. . . . .	-	-	-	-	-	127	6,505	120,429	66,186	3,312	-	-	-	-	196,259	12.6
M. . . . .	-	-	-	10	308	308	21,733	426,898	93,864	2,445	126	10	-	-	545,414	35.0
S.L.M. . . . .	-	-	10	29	81	991	32,015	509,890	38,519	444	47	10	-	-	582,036	37.4
L.M. . . . .	-	34	-	179	285	2,201	35,276	45,330	770	16	-	-	-	-	84,091	5.4
S.G.O. . . . .	-	10	-	149	269	2,914	11,353	2,120	7	-	-	-	-	-	16,822	1.1
G.O. . . . .	-	-	-	102	222	1,350	1,102	110	-	-	-	-	-	-	2,886	.2
<b>Total</b>	-	44	10	469	857	7,891	108,185	1,114,585	205,756	6,444	173	20	-	-	1,444,434	92.8
<b>Spotted:</b>																
G.M. . . . .	-	-	-	-	-	-	145	91	-	-	-	-	-	-	236	.8
S.M. . . . .	-	-	-	10	-	123	5,981	5,777	180	10	-	-	-	-	12,081	1.2
M. . . . .	-	20	-	305	97	1,226	6,071	10,684	306	-	5	-	-	-	19,314	1.2
S.L.M. . . . .	-	136	-	685	461	3,205	4,831	2,836	72	-	-	-	-	-	12,226	.8
L.N. . . . .	-	78	-	573	923	2,187	1,443	145	17	-	-	-	-	-	5,366	.3
<b>Total</b>	-	234	-	1,573	1,481	6,741	19,071	19,333	575	10	5	-	-	-	49,223	3.1
<b>Tinged:</b>																
G.M. . . . .	-	-	-	-	-	-	-	-	-	-	-	-	-	-	-	-
S.M. . . . .	-	-	-	-	-	45	10	-	-	-	-	-	-	-	73	.7
M. . . . .	-	-	-	21	131	55	14	-	-	-	-	-	-	-	221	.7
S.L.M. . . . .	-	9	56	37	66	-	-	-	-	-	-	-	-	-	168	.6
<b>Total</b>	-	9	56	58	197	100	52	-	-	-	-	-	-	-	472	.6
<b>Gray:</b>																
G.M. . . . .	-	-	-	-	-	-	46	1,249	70	-	-	-	-	-	1,365	1.1
S.M. . . . .	-	-	-	-	-	45	1,672	23,038	1,674	-	-	-	-	-	26,429	1.7
M. . . . .	-	-	-	18	34	619	8,892	17,398	401	-	-	-	-	-	27,362	1.8
S.L.M. . . . .	-	-	-	19	14	1,111	4,414	1,466	28	-	-	-	-	-	7,052	.5
<b>Total</b>	-	-	-	37	48	1,775	15,024	43,151	2,173	-	-	-	-	-	62,208	4.1
<b>Below grade . . .</b>	-	47	-	141	133	225	76	-	-	-	-	-	-	-	622	.6
<b>All grades . . .</b>	-	334	66	2,278	2,716	16,732	142,400	1,177,269	208,504	6,454	178	20	-	-	1,556,959	100.0
<b>All grades . . .</b>	-	.6	.6	.1	.2	1.1	9.1	75.6	13.4	.4	.6	.6	.6	.6	100.0	

1/ As reported by the Bureau of the Census, running bales.  
 Percentage rough preparation . . . . . 0.1  
 Grade index . . . . . 96.3  
 Average staple . . . . . 34.0

Table 19. -- Grade and staple of upland cotton ginned in Florida, 1957-58

Grade	13/16 inch and shorter		7/8 inch		29/32 inch		15/16 inch		31/32 inch		1 inch		1-1/32 inches		1-1/16 inches		1-3/32 inches		1-1/8 inches		1-5/32 inches		1-3/16 inches		1-7/32 inches		1-1/4 inches and longer		All staples			
	Bales	Percent	Bales	Percent	Bales	Percent	Bales	Percent	Bales	Percent	Bales	Percent	Bales	Percent	Bales	Percent	Bales	Percent	Bales	Percent	Bales	Percent	Bales	Percent	Bales	Percent	Bales	Percent	Bales	Percent		
White:																																
G.M.	-	-	-	-	-	-	4	4	4	79	79	116	116	-	-	9	9	-	-	-	-	-	-	-	-	-	-	-	212	3.1		
S.M.	-	-	-	-	18	53	592	995	105	105	105	105	-	-	105	105	1,763	25.9	-	-	-	-	-	-	-	-	-	1,769	25.9			
M.	-	-	-	-	4	4	219	480	62	62	62	62	-	-	62	62	291	4.1	-	-	-	-	-	-	-	-	-	291	4.1			
S.L.M.	-	-	-	-	4	3	89	198	27	27	27	27	-	-	27	27	87	1.3	-	-	-	-	-	-	-	-	-	87	1.3			
L.M.	-	-	-	-	23	12	44	8	8	8	8	8	-	-	8	8	136	2.0	-	-	-	-	-	-	-	-	-	136	2.0			
S.O.O.	-	-	6	6	31	31	71	2	2	2	2	2	-	-	2	2	3,248	47.7	-	-	-	-	-	-	-	-	-	3,248	47.7			
Total																																
Spotted:																																
G.M.	-	-	-	-	49	53	153	243	38	38	38	38	-	-	38	38	536	7.9	-	-	-	-	-	-	-	-	-	536	7.9			
S.M.	-	-	-	-	20	21	457	1,309	141	141	141	141	-	-	141	141	1,048	28.6	-	-	-	-	-	-	-	-	-	1,048	28.6			
M.	-	-	-	-	5	24	86	184	9	9	9	9	-	-	9	9	308	4.5	-	-	-	-	-	-	-	-	-	308	4.5			
S.L.M.	-	-	-	-	87	66	232	43	43	43	43	43	-	-	43	43	437	6.4	-	-	-	-	-	-	-	-	-	437	6.4			
Total																																
Gray:																																
G.M.	-	-	-	-	-	-	-	-	-	18	18	18	18	-	-	18	18	-	-	-	-	-	-	-	-	-	-	18	.3			
S.M.	-	-	-	-	-	-	-	-	-	-	-	-	-	-	-	-	-	-	-	-	-	-	-	-	-	-	-	-	-			
M.	-	-	-	-	-	-	-	-	-	-	-	-	-	-	-	-	-	-	-	-	-	-	-	-	-	-	-	-	-			
S.L.M.	-	-	-	-	-	-	-	-	-	-	-	-	-	-	-	-	-	-	-	-	-	-	-	-	-	-	-	-	-			
Total																																
Below grade . . . . .		6	41	6	171	38	53	-	-	-	-	-	-	-	-	-	-	-	-	-	-	-	-	-	-	-	-	-	-	-	315	4.6
All grades . . . . .		6	50	12	411	309	2,093	3,538	391	391	391	391	-	-	-	-	-	-	-	-	-	-	-	-	-	-	-	-	1/6,810	100.0		
All grades . . . . .		.1	.7	.2	6.0	4.5	30.7	52.1	5.7	5.7	5.7	5.7	-	-	-	-	-	-	-	-	-	-	-	-	-	-	-	-	100.0	-		

As reported by the Bureau of the Census, running bales.  
 \* Less than 0.05 percent.

Percentage rough preparation . . . . . 0.5  
 Grade index . . . . . 91.6  
 Average staple . . . . . 32.4

Table 20. -- Grade and staple of upland cotton ginned in Georgia, 1957-58

Grade	13/16 inch and shorter		7/8 inch		29/32 inch		15/16 inch		31/32 inch		1 inch		1-1/32 inches		1-1/16 inches		1-3/32 inches		1-1/8 inches		1-5/32 inches		1-3/16 inches		1-7/32 inches		1-1/4 inches and longer		All staples			
	Bales	Percent	Bales	Percent	Bales	Percent	Bales	Percent	Bales	Percent	Bales	Percent	Bales	Percent	Bales	Percent	Bales	Percent	Bales	Percent	Bales	Percent	Bales	Percent	Bales	Percent	Bales	Percent	Bales	Percent		
<b>White:</b>																																
G.M.	-		-		-		-		-		-		-		-		-		-		-		-		-		-		-		-	
S.M.	-		29	19	-		309	3,790	10,958	4,440	258	-	-	-	-	-	-	-	-	-	-	-	-	-	-	-	-	-	19,403	5.0		
N.	-		34	563	-		2,531	22,904	97,426	44,455	1,779	11	-	-	-	-	-	-	-	-	-	-	-	-	-	-	-	169,723	43.6			
S.L.M.	-		11	62	-		529	3,009	16,060	37,268	16,602	51.6	-	-	-	-	-	-	-	-	-	-	-	-	-	-	-	76,087	19.5			
L.M.	-		-	97	-		1,171	4,526	10,631	9,043	27	-	-	-	-	-	-	-	-	-	-	-	-	-	-	-	-	27,600	7.1			
S.G.O.	-		32	133	-		354	1,717	3,733	2,489	343	-	-	-	-	-	-	-	-	-	-	-	-	-	-	-	9,001	2.3				
G.O.	-		4	20	-		167	311	88	-	-	-	-	-	-	-	-	-	-	-	-	-	-	-	-	-	751	.2				
<b>Total</b>	-		47	375	-		3,023	12,253	57,429	156,872	69,945	2,580	11	-	-	-	-	-	-	-	-	-	-	-	-	-	-	302,535	77.7			
<b>Spotted:</b>																																
G.M.	-		-		-		-		-		-		-		-		-		-		-		-		-		-		-		-	
S.M.	-		-		-		55	306	2,441	4,611	1,324	32	-	-	-	-	-	-	-	-	-	-	-	-	-	-	-	-	8,769	2.3		
N.	-		-		-		292	937	4,823	10,264	2,783	46	-	-	-	-	-	-	-	-	-	-	-	-	-	-	-	-	19,157	4.9		
S.L.M.	-		21	119	-		1,496	5,773	9,945	6,803	770	-	-	-	-	-	-	-	-	-	-	-	-	-	-	-	-	24,927	6.4			
L.M.	-		137	349	-		2,315	6,251	7,756	2,979	63	9	-	-	-	-	-	-	-	-	-	-	-	-	-	-	-	19,859	5.1			
<b>Total</b>	-		170	468	-		4,158	13,267	24,965	4,940	87	-	-	-	-	-	-	-	-	-	-	-	-	-	-	-	-	72,712	18.7			
<b>Tinged:</b>																																
G.M.	-		-		-		-		-		-		-		-		-		-		-		-		-		-		-		-	
S.M.	-		-		-		-		-		-		-		-		-		-		-		-		-		-		-		-	
N.	-		-		-		-		-		-		-		-		-		-		-		-		-		-		-		-	
S.L.M.	-		-		-		-		-		-		-		-		-		-		-		-		-		-		-		-	
L.M.	-		-		-		-		-		-		-		-		-		-		-		-		-		-		-		-	
<b>Total</b>	-		-		-		-		-		-		-		-		-		-		-		-		-		-		-		-	
<b>Gray:</b>																																
G.M.	-		-		-		-		-		-		-		-		-		-		-		-		-		-		-		-	
S.M.	-		-		-		-		40	19	-	-	-	-	-	-	-	-	-	-	-	-	-	-	-	-	-	-	170	.2		
N.	-		-		-		55	617	1,899	439	-	-	-	-	-	-	-	-	-	-	-	-	-	-	-	-	-	-	7,761	2.0		
S.L.M.	-		-		-		18	251	1,115	597	11	-	-	-	-	-	-	-	-	-	-	-	-	-	-	-	-	-	3,697	.9		
<b>Total</b>	-		73	868	-		3,002	4,660	2,536	469	-	-	-	-	-	-	-	-	-	-	-	-	-	-	-	-	-	11,628	2.9			
<b>Below Grade.</b>	12	211	224	835	723	638	55	-	-	-	-	-	-	-	-	-	-	-	-	-	-	-	-	-	-	-	-	2,698	.7			
<b>All grades.</b>	12	428	1,140	8,984	29,254	87,721	184,120	75,354	2,667	11	-	-	-	-	-	-	-	-	-	-	-	-	-	-	-	-	-	389,591	100.0			
<b>All grades.</b>	Percent	Percent	Percent	Percent	Percent	Percent	Percent	Percent	Percent	Percent	Percent	Percent	Percent	Percent	Percent	Percent	Percent	Percent	Percent	Percent	Percent	Percent	Percent	Percent	Percent	Percent	Percent	Percent	Percent	Percent	Percent	
	.1	.3	2.3	7.5	22.5	47.3	19.3	.7	-	-	-	-	-	-	-	-	-	-	-	-	-	-	-	-	-	-	-	100.0				

1/ As reported by the Bureau of the Census, running bales.

\* Less than 0.05 percent.

Percentage rough preparation..... 0.5  
 Grade index..... 93.8  
 Average staple..... 32.7



Table 21. -- Grade and staple of upland cotton ginned in Illinois, 1957-58

Grade	13/16 inch and shorter		7/8 inch		29/32 inch		15/16 inch		31/32 inch		1 inch		1-1/32 inches		1-1/16 inches		1-3/32 inches		1-1/8 inches		1-5/32 inches		1-3/16 inches		1-7/32 inches		1-1/4 inches and longer		All staples													
	Bales	Percent	Bales	Percent	Bales	Percent	Bales	Percent	Bales	Percent	Bales	Percent	Bales	Percent	Bales	Percent	Bales	Percent	Bales	Percent	Bales	Percent	Bales	Percent	Bales	Percent	Bales	Percent	Bales	Percent												
<b>White:</b>																																										
G.M. . . . .	-	-	-	-	-	-	-	-	-	-	-	-	-	-	-	-	-	-	-	-	-	-	-	-	-	-	-	-	-	-	-	-	-									
S.M. . . . .	-	-	-	-	-	-	-	-	-	-	-	-	-	-	-	-	-	-	-	-	-	-	-	-	-	-	-	-	-	-	-	-	-	-								
M. . . . .	-	-	-	-	-	-	-	-	-	-	-	-	-	-	-	-	-	-	-	-	-	-	-	-	-	-	-	-	-	-	-	-	-	-	-							
S.L.M. . . . .	-	-	-	-	-	-	-	-	-	-	-	-	-	-	-	-	-	-	-	-	-	-	-	-	-	-	-	-	-	-	-	-	-	-	-	-						
L.M. . . . .	-	-	-	-	-	-	-	-	-	-	-	-	-	-	-	-	-	-	-	-	-	-	-	-	-	-	-	-	-	-	-	-	-	-	-	-	-					
S.G.O. . . . .	-	-	-	-	-	-	-	-	-	-	-	-	-	-	-	-	-	-	-	-	-	-	-	-	-	-	-	-	-	-	-	-	-	-	-	-	-					
G.O. . . . .	-	-	-	-	-	-	-	-	-	-	-	-	-	-	-	-	-	-	-	-	-	-	-	-	-	-	-	-	-	-	-	-	-	-	-	-	-					
Total	-	-	-	-	-	-	-	-	-	-	-	-	-	-	-	-	-	-	-	-	-	-	-	-	-	-	-	-	-	-	-	-	-	-	-	-	-	-	-			
<b>Spotted:</b>																																										
G.M. . . . .	-	-	-	-	-	-	-	-	-	-	-	-	-	-	-	-	-	-	-	-	-	-	-	-	-	-	-	-	-	-	-	-	-	-	-	-	-	-	-	-	-	
S.M. . . . .	-	-	-	-	-	-	-	-	-	-	-	-	-	-	-	-	-	-	-	-	-	-	-	-	-	-	-	-	-	-	-	-	-	-	-	-	-	-	-	-	-	
M. . . . .	-	-	-	-	-	-	-	-	-	-	-	-	-	-	-	-	-	-	-	-	-	-	-	-	-	-	-	-	-	-	-	-	-	-	-	-	-	-	-	-	-	
S.L.M. . . . .	-	-	-	-	-	-	-	-	-	-	-	-	-	-	-	-	-	-	-	-	-	-	-	-	-	-	-	-	-	-	-	-	-	-	-	-	-	-	-	-	-	
L.M. . . . .	-	-	-	-	-	-	-	-	-	-	-	-	-	-	-	-	-	-	-	-	-	-	-	-	-	-	-	-	-	-	-	-	-	-	-	-	-	-	-	-	-	
Total	-	-	-	-	-	-	-	-	-	-	-	-	-	-	-	-	-	-	-	-	-	-	-	-	-	-	-	-	-	-	-	-	-	-	-	-	-	-	-	-	-	
<b>Flagged:</b>																																										
G.M. . . . .	-	-	-	-	-	-	-	-	-	-	-	-	-	-	-	-	-	-	-	-	-	-	-	-	-	-	-	-	-	-	-	-	-	-	-	-	-	-	-	-	-	-
S.M. . . . .	-	-	-	-	-	-	-	-	-	-	-	-	-	-	-	-	-	-	-	-	-	-	-	-	-	-	-	-	-	-	-	-	-	-	-	-	-	-	-	-	-	-
M. . . . .	-	-	-	-	-	-	-	-	-	-	-	-	-	-	-	-	-	-	-	-	-	-	-	-	-	-	-	-	-	-	-	-	-	-	-	-	-	-	-	-	-	-
S.L.M. . . . .	-	-	-	-	-	-	-	-	-	-	-	-	-	-	-	-	-	-	-	-	-	-	-	-	-	-	-	-	-	-	-	-	-	-	-	-	-	-	-	-	-	-
L.M. . . . .	-	-	-	-	-	-	-	-	-	-	-	-	-	-	-	-	-	-	-	-	-	-	-	-	-	-	-	-	-	-	-	-	-	-	-	-	-	-	-	-	-	-
Total	-	-	-	-	-	-	-	-	-	-	-	-	-	-	-	-	-	-	-	-	-	-	-	-	-	-	-	-	-	-	-	-	-	-	-	-	-	-	-	-	-	-
<b>All grades . . .</b>																																										
Bales	-	-	-	-	-	-	-	-	-	-	-	-	-	-	-	-	-	-	-	-	-	-	-	-	-	-	-	-	-	-	-	-	-	-	-	-	-	-	-	-	-	-
Percent	-	-	-	-	-	-	-	-	-	-	-	-	-	-	-	-	-	-	-	-	-	-	-	-	-	-	-	-	-	-	-	-	-	-	-	-	-	-	-	-	-	-
Bales	-	-	-	-	-	-	-	-	-	-	-	-	-	-	-	-	-	-	-	-	-	-	-	-	-	-	-	-	-	-	-	-	-	-	-	-	-	-	-	-	-	-
Percent	-	-	-	-	-	-	-	-	-	-	-	-	-	-	-	-	-	-	-	-	-	-	-	-	-	-	-	-	-	-	-	-	-	-	-	-	-	-	-	-	-	-
<b>All grades . . .</b>																																										
Bales	-	-	-	-	-	-	-	-	-	-	-	-	-	-	-	-	-	-	-	-	-	-	-	-	-	-	-	-	-	-	-	-	-	-	-	-	-	-	-	-	-	-
Percent	-	-	-	-	-	-	-	-	-	-	-	-	-	-	-	-	-	-	-	-	-	-	-	-	-	-	-	-	-	-	-	-	-	-	-	-	-	-	-	-	-	-
<b>Percentage rough preparation . . . . .</b>																																										
<b>Grade index . . . . .</b>																																										
<b>Average staple . . . . .</b>																																										

1/ As reported by the Bureau of the Census, running bales.  
 \* Less than 0.05 percent.

Percentage rough preparation . . . . . 0.5  
 Grade index . . . . . 91.6  
 Average staple . . . . . 33.8

Table 22. -- Grade and staple of upland cotton ginned in Kentucky, 1957-58

Grade	13/16 inch and shorter		7/8 inch		29/32 inch		15/16 inch		31/32 inch		1 inch		1-1/32 inches		1-1/16 inches		1-3/32 inches		1-1/8 inches		1-5/32 inches		1-3/16 inches		1-7/32 inches		1-1/4 inches and longer		All staples				
	Bales	Percent	Bales	Percent	Bales	Percent	Bales	Percent	Bales	Percent	Bales	Percent	Bales	Percent	Bales	Percent	Bales	Percent	Bales	Percent	Bales	Percent	Bales	Percent	Bales	Percent	Bales	Percent	Bales	Percent			
White:																																	
G.M.	-	-	-	-	-	-	-	-	-	-	-	-	-	-	-	-	-	-	-	-	-	-	-	-	-	-	-	-	-	-	290	7.5	
S.M.	-	-	-	-	-	-	-	-	-	-	-	-	-	-	-	-	-	-	-	-	-	-	-	-	-	-	-	-	-	1,026	42.0		
M.	-	-	-	-	-	-	-	-	-	-	-	-	-	-	-	-	-	-	-	-	-	-	-	-	-	-	-	-	557	14.4			
S.L.M.	-	-	-	-	-	-	-	-	-	-	-	-	-	-	-	-	-	-	-	-	-	-	-	-	-	-	-	-	-	36	.9		
L.N.	-	-	-	-	-	-	-	-	-	-	-	-	-	-	-	-	-	-	-	-	-	-	-	-	-	-	-	-	-	7	.2		
S.G.O.	-	-	-	-	-	-	-	-	-	-	-	-	-	-	-	-	-	-	-	-	-	-	-	-	-	-	-	-	-	-	-	-	
G.O.	-	-	-	-	-	-	-	-	-	-	-	-	-	-	-	-	-	-	-	-	-	-	-	-	-	-	-	-	-	-	-		
Total	-	-	-	-	9	14.7	2,007	339	14	-	-	-	-	-	-	-	-	-	-	-	-	-	-	-	-	-	-	-	2,516	65.0			
Spotted:																																	
G.M.	-	-	-	-	-	-	-	-	-	-	-	-	-	-	-	-	-	-	-	-	-	-	-	-	-	-	-	-	-	-	-	-	
S.M.	-	-	-	-	-	-	-	-	-	-	-	-	-	-	-	-	-	-	-	-	-	-	-	-	-	-	-	-	-	-	50	1.3	
M.	-	-	-	-	-	-	-	-	-	-	-	-	-	-	-	-	-	-	-	-	-	-	-	-	-	-	-	-	-	278	7.2		
S.L.M.	-	-	-	-	-	-	-	-	-	-	-	-	-	-	-	-	-	-	-	-	-	-	-	-	-	-	-	-	-	278	7.2		
L.N.	-	-	-	-	-	-	-	-	-	-	-	-	-	-	-	-	-	-	-	-	-	-	-	-	-	-	-	-	-	396	10.2		
Total	-	-	-	-	12	103	396	457	34	-	-	-	-	-	-	-	-	-	-	-	-	-	-	-	-	-	-	-	1,002	25.9			
Ringed:																																	
G.M.	-	-	-	-	-	-	-	-	-	-	-	-	-	-	-	-	-	-	-	-	-	-	-	-	-	-	-	-	-	-	-	-	
S.M.	-	-	-	-	-	-	-	-	-	-	-	-	-	-	-	-	-	-	-	-	-	-	-	-	-	-	-	-	-	-	-	-	
M.	-	-	-	-	-	-	-	-	-	-	-	-	-	-	-	-	-	-	-	-	-	-	-	-	-	-	-	-	-	-	-	-	
S.L.M.	-	-	-	-	-	-	-	-	-	-	-	-	-	-	-	-	-	-	-	-	-	-	-	-	-	-	-	-	-	-	51	1.3	
L.N.	-	-	-	-	-	-	-	-	-	-	-	-	-	-	-	-	-	-	-	-	-	-	-	-	-	-	-	-	-	273	7.1		
Total	-	-	-	-	7	138	98	6	-	-	-	-	-	-	-	-	-	-	-	-	-	-	-	-	-	-	-	-	324	8.4			
Gray:																																	
G.M.	-	-	-	-	-	-	-	-	-	-	-	-	-	-	-	-	-	-	-	-	-	-	-	-	-	-	-	-	-	-	-	-	
S.M.	-	-	-	-	-	-	-	-	-	-	-	-	-	-	-	-	-	-	-	-	-	-	-	-	-	-	-	-	-	-	-	-	
M.	-	-	-	-	-	-	-	-	-	-	-	-	-	-	-	-	-	-	-	-	-	-	-	-	-	-	-	-	-	-	-	-	
S.L.M.	-	-	-	-	-	-	-	-	-	-	-	-	-	-	-	-	-	-	-	-	-	-	-	-	-	-	-	-	-	-	-	-	
L.N.	-	-	-	-	-	-	-	-	-	-	-	-	-	-	-	-	-	-	-	-	-	-	-	-	-	-	-	-	-	-	-	-	
Total	-	-	-	-	-	-	-	-	-	-	-	-	-	-	-	-	-	-	-	-	-	-	-	-	-	-	-	-	-	-	-	-	
Below Grade...	-	-	-	-	-	-	-	-	-	-	-	-	-	-	-	-	-	-	-	-	-	-	-	-	-	-	-	-	-	-	-	-	-
All Grades...	-	-	7	55	9	271	660	2,480	373	14	-	-	-	-	-	-	-	-	-	-	-	-	-	-	-	-	-	-	1/ 3,869	100.0			
All Grades...	-	-	.2	1.4	.2	7.0	17.1	64.1	9.6	.4	-	-	-	-	-	-	-	-	-	-	-	-	-	-	-	-	-	-	-	-	-		

1/ As reported by the Bureau of the Census, running bales.  
 \* Less than 0.05 percent.

Percentage rough preparation..... 0  
 Grade index..... 92.1  
 Average staple..... 33.7

Table 23. -- Grade and staple of upland cotton ginned in Louisiana, 1957-58

Grade	13/16 inch and shorter		7/8 inch		29/32 inch		15/16 inch		31/32 inch		1 inch		1-1/32 inches		1-1/16 inches		1-3/32 inches		1-1/8 inches		1-5/32 inches		1-3/16 inches		1-7/32 inches		1-1/4 inches and longer		All staples		
	Bales	Percent	Bales	Percent	Bales	Percent	Bales	Percent	Bales	Percent	Bales	Percent	Bales	Percent	Bales	Percent	Bales	Percent	Bales	Percent	Bales	Percent	Bales	Percent	Bales	Percent	Bales	Percent	Bales	Percent	
<b>White:</b>																															
G.M.	-	-	46	31	-	-	31	71	-	-	237	-	-	-	-	-	-	-	-	-	-	-	-	-	-	-	-	-	416	0.1	
S.M.	-	-	9	35	150	34	4,616	15,153	967	0	-	-	-	-	-	-	-	-	-	-	-	-	-	-	-	-	-	20,982	6.1		
M.	-	-	9	98	50	682	16,025	62,681	3,672	54	-	-	-	-	-	-	-	-	-	-	-	-	-	-	-	-	83,298	24.1			
S.L.M.	-	-	-	8	81	1,066	26,119	67,266	2,468	37	-	-	-	-	-	-	-	-	-	-	-	-	-	-	-	-	99,070	28.6			
L.M.	-	-	18	36	48	514	9,245	21,531	942	28	-	-	-	-	-	-	-	-	-	-	-	-	-	-	-	-	32,362	9.4			
S.G.O.	-	-	6	35	35	167	1,749	1,362	63	-	-	-	-	-	-	-	-	-	-	-	-	-	-	-	-	-	3,417	1.0			
G.O.	-	-	-	-	40	150	74	-	-	-	-	-	-	-	-	-	-	-	-	-	-	-	-	-	-	-	264	.1			
Total	-	-	88	75	209	248	2,650	59,975	168,304	8,132	128	-	-	-	-	-	-	-	-	-	-	-	-	-	-	-	239,809	69.4			
<b>Spotted:</b>																															
G.M.	-	-	-	-	-	-	-	-	-	-	-	-	-	-	-	-	-	-	-	-	-	-	-	-	-	-	-	-	-	-	-
S.M.	-	-	10	9	-	-	67	882	1,482	112	-	-	-	-	-	-	-	-	-	-	-	-	-	-	-	-	-	2,562	.7		
M.	-	-	8	37	85	877	9,266	10,864	267	-	-	-	-	-	-	-	-	-	-	-	-	-	-	-	-	-	21,404	6.2			
S.L.M.	-	-	20	142	316	2,804	21,742	22,906	416	-	-	-	-	-	-	-	-	-	-	-	-	-	-	-	-	-	48,354	14.0			
L.M.	-	-	159	8	427	3,623	14,757	10,391	133	-	-	-	-	-	-	-	-	-	-	-	-	-	-	-	-	-	29,901	8.6			
Total	-	-	197	16	615	804	7,371	46,647	45,652	928	-	-	-	-	-	-	-	-	-	-	-	-	-	-	-	-	102,230	29.5			
<b>Tinged:</b>																															
G.M.	-	-	-	-	-	-	-	-	-	-	-	-	-	-	-	-	-	-	-	-	-	-	-	-	-	-	-	-	-	-	-
S.M.	-	-	-	-	-	-	-	-	-	-	-	-	-	-	-	-	-	-	-	-	-	-	-	-	-	-	-	-	-	-	-
M.	-	-	6	29	6	91	563	275	12	-	-	-	-	-	-	-	-	-	-	-	-	-	-	-	-	-	32	.6			
S.L.M.	-	-	6	23	85	40	215	61	-	-	-	-	-	-	-	-	-	-	-	-	-	-	-	-	-	-	964	.3			
L.M.	-	-	-	-	-	-	-	-	-	-	-	-	-	-	-	-	-	-	-	-	-	-	-	-	-	-	430	.1			
Total	-	-	12	52	85	131	798	348	-	-	-	-	-	-	-	-	-	-	-	-	-	-	-	-	-	-	1,426	.4			
<b>Yellow Stained:</b>																															
G.M.	-	-	-	-	-	-	-	-	-	-	-	-	-	-	-	-	-	-	-	-	-	-	-	-	-	-	-	-	-	-	-
S.M.	-	-	-	-	-	-	-	-	-	-	-	-	-	-	-	-	-	-	-	-	-	-	-	-	-	-	-	-	-	-	-
M.	-	-	-	-	-	-	-	-	-	-	-	-	-	-	-	-	-	-	-	-	-	-	-	-	-	-	-	-	-	-	-
S.L.M.	-	-	-	-	-	-	-	-	-	-	-	-	-	-	-	-	-	-	-	-	-	-	-	-	-	-	-	-	-	-	-
L.M.	-	-	-	-	-	-	-	-	-	-	-	-	-	-	-	-	-	-	-	-	-	-	-	-	-	-	-	-	-	-	-
Total	-	-	-	-	-	-	-	-	-	-	-	-	-	-	-	-	-	-	-	-	-	-	-	-	-	-	-	-	-	-	-
<b>Gray:</b>																															
G.M.	-	-	-	-	-	-	-	-	-	-	-	-	-	-	-	-	-	-	-	-	-	-	-	-	-	-	-	-	-	-	-
S.M.	-	-	-	-	-	-	-	-	-	-	-	-	-	-	-	-	-	-	-	-	-	-	-	-	-	-	-	-	-	-	-
M.	-	-	-	-	-	-	-	-	-	-	-	-	-	-	-	-	-	-	-	-	-	-	-	-	-	-	-	-	-	-	-
S.L.M.	-	-	-	-	-	-	-	-	-	-	-	-	-	-	-	-	-	-	-	-	-	-	-	-	-	-	-	-	-	-	-
Total	-	-	-	-	-	-	-	-	-	-	-	-	-	-	-	-	-	-	-	-	-	-	-	-	-	-	-	-	-	-	-
Below Grade	-	-	-	-	6	59	169	522	157	-	-	-	-	-	-	-	-	-	-	-	-	-	-	-	-	-	-	913	.3		
All grades	-	-	297	91	894	1,196	10,442	106,620	215,113	9,060	128	-	-	-	-	-	-	-	-	-	-	-	-	-	-	-	345,841	100.0			
All grades	-	-	.1	.3	.3	3.0	31.4	62.3	2.6	.1	-	-	-	-	-	-	-	-	-	-	-	-	-	-	-	-	100.0				

1/ As reported by the Bureau of the Census, running bales.  
 \* Less than 0.05 percent.

Percentage rough preparation..... 0.3  
 Grade index..... 91.6  
 Average staple..... 33.6

Table 24. -- Grade and staple of upland cotton ginned in Mississippi, 1957-58

Grade	13/16 inch and shorter		7/8 inch		29/32 inch		15/16 inch		31/32 inch		1 inch		1-1/32 inches		1-1/16 inches		1-3/32 inches		1-1/8 inches		1-5/32 inches		1-3/16 inches		1-7/32 inches		1-1/4 inches and longer		All staples		
	Bales	Percent	Bales	Percent	Bales	Percent	Bales	Percent	Bales	Percent	Bales	Percent	Bales	Percent	Bales	Percent	Bales	Percent	Bales	Percent	Bales	Percent	Bales	Percent	Bales	Percent	Bales	Percent	Bales	Percent	Bales
<b>White:</b>																															
G.M. . . . .	-		-		-		-		-		-		-		-		-		-		-		-		-		-		-		
S.M. . . . .	9	17	9	74	17	56	1,304	225	61	1,304	26	61	12,267	513	29,006	7,924	959	100											899	0.1	
M. . . . .	-		78	161	78	277	3,718	41,692	3,718	3,718	349	3,718	147,967	37,213	147,967	37,213	4,069	27											51,752	4.8	
S.L.M. . . . .	29	9	204	255	204	255	5,136	58,837	5,136	5,136	32	5,136	176,140	28,733	176,140	28,733	2,051	19											236,016	22.1	
L.M. . . . .	-		9	17	9	277	260	3,457	6,256	2,813	2,813	9,710	6,256	6,256	117,468	6,256	237	9											117,468	11.0	
S.G.O. . . . .	-		-	120	239	239	239	239	239	239	239	239	239	239	239	239	239	239	239	239	239	239	239	239	239	239	239	239	239	239	
G.O. . . . .	-		-	69	32	489	1,112	841	841	841	841	841	841	841	841	841	841	841	841	841	841	841	841	841	841	841	841	841	841	841	
Total	47	121	905	1,119	1,119	19,777	158,400	431,427	83,002	7,334	948	64	19	703,163	65.7																
<b>Spotted:</b>																															
G.M. . . . .	-		-	9	26	4,074	7,728	509																					8		
S.M. . . . .	11	7	94	32	3,245	31,781	50,779	3,361	94	94	94	94	94	94	94	94	94	94	94	94	94	94	94	94	94	94	94	94	94		
M. . . . .	-		-	372	389	9,968	72,632	49,014	1,231	110	110	110	110	110	110	110	110	110	110	110	110	110	110	110	110	110	110	110	110		
S.L.M. . . . .	9	70	2,297	1,529	21,733	70,099	16,869	356	9	9	9	9	9	9	9	9	9	9	9	9	9	9	9	9	9	9	9	9	9		
Total	30	77	2,772	2,067	35,295	178,576	124,398	5,437	243	9	17	348,941	32.7																		
<b>Tinged:</b>																															
G.M. . . . .	-		-	7	32	279	142	273	7	7	7	7	7	7	7	7	7	7	7	7	7	7	7	7	7	7	7	7	7	7	
S.M. . . . .	-		-	121	647	1,973	1,576	150	8	8	8	8	8	8	8	8	8	8	8	8	8	8	8	8	8	8	8	8	8	8	
M. . . . .	68	12	775	155	2,496	3,811	565	15	15	15	15	15	15	15	15	15	15	15	15	15	15	15	15	15	15	15	15	15	15	15	
Total	68	12	775	155	2,496	3,811	565	15	15	15	15	15	15	15	15	15	15	15	15	15	15	15	15	15	15	15	15	15	15	15	
<b>Yellow Stained:</b>																															
G.M. . . . .	-		-	8	9	83	117	99																							
S.M. . . . .	-		-	9	216	993	741	59																							
M. . . . .	9	9	58	397	537	65	59	59	59	59	59	59	59	59	59	59	59	59	59	59	59	59	59	59	59	59	59	59	59		
S.L.M. . . . .	-		-	58	622	1,621	923	923	923	923	923	923	923	923	923	923	923	923	923	923	923	923	923	923	923	923	923	923	923		
Total	9	9	58	622	1,621	923	923	923	923	923	923	923	923	923	923	923	923	923	923	923	923	923	923	923	923	923	923	923	923		
Below Grade. . .	16	60	12	1,448	244	3,112	1,546	324																							
All grades . . .	16	214	222	5,966	3,594	63,317	343,964	587,637	86,533	7,577	957	64	36 1/2	1,070,097	100.0																
All grades . . .	Percent	Percent	Percent	Percent	Percent	Percent	Percent	Percent	Percent	Percent	Percent	Percent	Percent	Percent	Percent	Percent	Percent	Percent	Percent	Percent	Percent	Percent	Percent	Percent	Percent	Percent	Percent	Percent	Percent	Percent	
	•	•	•	•	•	•	•	•	•	•	•	•	•	•	•	•	•	•	•	•	•	•	•	•	•	•	•	•	•	•	
1/ As reported by the Bureau of the Census, running bales.																															
* Less than 0.05 percent.																															
Percentage rough preparation..... 0.6																															
Grade index..... 90.6																															
Average staple..... 33.6																															

Table 25. -- Grade and staple of upland cotton ginned in Missouri, 1957-58

Grade	13/16 inch and shorter	7/8 inch	29/32 inch	15/16 inch	31/32 inch	1 inch	1-1/32 inches	1-1/16 inches	1-3/32 inches	1-1/8 inches	1-5/32 inches	1-3/16 inches	1-7/32 inches	1-1/4 inches and longer	All staples
	Bales	Bales	Bales	Bales	Bales	Bales	Bales	Bales	Bales	Bales	Bales	Bales	Bales	Bales	
<b>White:</b>															
G.M.	-	-	-	-	-	-	-	-	-	-	-	-	-	-	-
S.M.	-	-	-	-	-	12	1,223	7,342	717	-	-	-	-	-	9,294
M.	-	-	-	10	-	135	5,793	40,717	6,924	162	-	-	-	-	53,741
S.L.M.	-	-	-	-	-	23	1,955	8,687	1,689	276	-	-	-	-	12,630
L.M.	-	-	-	-	-	13	763	1,179	86	13	-	-	-	-	2,054
S.G.O.	-	-	-	-	10	114	83	35	10	-	-	-	-	-	252
G.O.	-	-	-	-	11	31	20	13	-	-	-	-	-	-	75
Total	-	-	21	10	21	328	9,837	57,973	9,426	451	-	-	-	-	78,046
42.9															
<b>Spotted:</b>															
G.M.	-	-	-	-	-	11	2,381	7,985	612	-	-	-	-	-	-
S.M.	-	-	-	10	-	332	4,918	20,043	2,392	73	-	-	-	-	10,999
M.	-	-	-	10	10	1,168	12,328	4,698	321	23	-	-	-	-	27,768
S.L.M.	-	-	-	-	-	22	1,168	4,698	321	23	-	-	-	-	18,529
L.M.	-	-	11	493	2,751	7,795	17,493	1,593	33	20	-	-	-	-	30,211
16.5															
Total	-	22	22	513	2,771	9,306	37,120	34,279	3,358	116	-	-	-	-	87,507
47.8															
<b>Tinged:</b>															
G.M.	-	-	-	-	-	-	-	-	-	-	-	-	-	-	-
S.M.	-	-	-	-	-	43	247	108	10	-	-	-	-	-	408
M.	-	-	-	10	31	678	2,251	74	-	-	-	-	-	-	3,044
S.L.M.	-	-	-	10	990	2,061	1,594	-	-	-	-	-	-	-	7,209
L.M.	-	-	-	1,000	2,092	3,230	4,082	182	10	-	-	-	-	-	10,661
5.8															
Total	-	65	65	1,000	2,092	3,230	4,082	182	10	-	-	-	-	-	10,661
5.8															
<b>Yellow Stained:</b>															
G.M.	-	-	-	-	-	-	-	-	-	-	-	-	-	-	-
S.M.	-	-	-	-	-	-	-	-	-	-	-	-	-	-	-
M.	-	-	-	-	-	10	-	-	-	-	-	-	-	-	10
S.L.M.	-	-	-	-	-	-	-	-	-	-	-	-	-	-	-
L.M.	-	-	-	-	-	-	-	-	-	-	-	-	-	-	-
10															
Total	-	-	-	-	-	10	-	-	-	-	-	-	-	-	10
10															
<b>Gray:</b>															
G.M.	-	-	-	-	-	-	-	-	-	-	-	-	-	-	-
S.M.	-	-	-	-	-	-	-	45	-	-	-	-	-	-	45
M.	-	-	-	-	-	-	51	11	-	-	-	-	-	-	62
S.L.M.	-	-	-	11	10	11	44	-	-	-	-	-	-	-	76
L.M.	-	-	-	-	-	-	-	-	-	-	-	-	-	-	-
Total	-	-	-	11	10	11	95	56	-	-	-	-	-	-	183
183															
<b>Below Grade . . . . .</b>	227	22	2,573	2,398	521	570	95	6,406	3.5						
<b>All Grades . . . . .</b>	314	44	4,107	7,292	13,406	51,704	92,585	12,794	567	1/ 182,813	100.0				
<b>All Grades . . . . .</b>	.2	.4	2.2	4.0	7.3	28.3	50.7	7.0	.3					100.0	

1/ As reported by the Bureau of the Census, running bales.  
 \* Less than 0.05 percent.  
 \* Percentage rough preparation..... 0.4  
 \* Grade index..... 89.5  
 \* Average staple..... 33.4

Table 26. --- Grade and staple of upland cotton ginned in New Mexico, 1957-58

Grade	13/16 inch and shorter		7/8 inch		29/32 inch		15/16 inch		31/32 inch		1 inch		1-1/32 inches		1-1/16 inches		1-3/32 inches		1-7/32 inches		1-1/4 inches and longer		All staples		
	Bales	Percent	Bales	Percent	Bales	Percent	Bales	Percent	Bales	Percent	Bales	Percent	Bales	Percent	Bales	Percent	Bales	Percent	Bales	Percent	Bales	Percent	Bales	Percent	
<b>White:</b>																									
S.O.M.	-	-	-	-	-	-	-	-	-	-	-	-	-	-	-	-	-	-	-	-	-	-	-	-	-
O.M.	-	-	-	-	-	-	-	-	-	-	-	-	-	-	-	-	-	-	-	-	-	-	-	-	-
S.M.	-	-	-	-	-	-	-	-	-	-	-	-	-	-	-	-	-	-	-	-	-	-	-	-	-
M.	-	-	-	-	-	-	-	-	-	-	-	-	-	-	-	-	-	-	-	-	-	-	-	-	-
S.L.M.	-	-	-	-	-	-	-	-	-	-	-	-	-	-	-	-	-	-	-	-	-	-	-	-	-
L.M.	-	-	-	-	-	-	-	-	-	-	-	-	-	-	-	-	-	-	-	-	-	-	-	-	-
S.O.	-	-	-	-	-	-	-	-	-	-	-	-	-	-	-	-	-	-	-	-	-	-	-	-	-
O.O.	-	-	-	-	-	-	-	-	-	-	-	-	-	-	-	-	-	-	-	-	-	-	-	-	-
<b>Total</b>	227	144	1,817	544	3,514	3,385	6,496	12,838	69,501	42,371	620	59	475	141,991	60.4										
<b>Spotted:</b>																									
O.M.	-	-	-	-	-	-	-	-	-	-	-	-	-	-	-	-	-	-	-	-	-	-	-	-	-
S.M.	-	-	-	-	-	-	-	-	-	-	-	-	-	-	-	-	-	-	-	-	-	-	-	-	-
M.	-	-	-	-	-	-	-	-	-	-	-	-	-	-	-	-	-	-	-	-	-	-	-	-	-
S.L.M.	-	-	-	-	-	-	-	-	-	-	-	-	-	-	-	-	-	-	-	-	-	-	-	-	-
L.M.	-	-	-	-	-	-	-	-	-	-	-	-	-	-	-	-	-	-	-	-	-	-	-	-	-
<b>Total</b>	418	3,589	2,195	13,850	2,173	10,314	3,388	7,451	9,544	14,509	1,339	-	21	68,491	32.0										
<b>Tinged:</b>																									
O.M.	-	-	-	-	-	-	-	-	-	-	-	-	-	-	-	-	-	-	-	-	-	-	-	-	-
S.M.	-	-	-	-	-	-	-	-	-	-	-	-	-	-	-	-	-	-	-	-	-	-	-	-	-
M.	-	-	-	-	-	-	-	-	-	-	-	-	-	-	-	-	-	-	-	-	-	-	-	-	-
S.L.M.	-	-	-	-	-	-	-	-	-	-	-	-	-	-	-	-	-	-	-	-	-	-	-	-	-
L.M.	-	-	-	-	-	-	-	-	-	-	-	-	-	-	-	-	-	-	-	-	-	-	-	-	-
<b>Total</b>	129	524	180	296	-	79	50	51	7	12	-	-	-	-	-	-	-	-	-	-	-	-	-	-	-
<b>Yellow Stained:</b>																									
O.M.	-	-	-	-	-	-	-	-	-	-	-	-	-	-	-	-	-	-	-	-	-	-	-	-	-
S.M.	-	-	-	-	-	-	-	-	-	-	-	-	-	-	-	-	-	-	-	-	-	-	-	-	-
M.	-	-	-	-	-	-	-	-	-	-	-	-	-	-	-	-	-	-	-	-	-	-	-	-	-
S.L.M.	-	-	-	-	-	-	-	-	-	-	-	-	-	-	-	-	-	-	-	-	-	-	-	-	-
L.M.	-	-	-	-	-	-	-	-	-	-	-	-	-	-	-	-	-	-	-	-	-	-	-	-	-
<b>Total</b>	11	10	-	-	-	-	-	-	-	-	-	-	-	-	-	-	-	-	-	-	-	-	-	-	-
<b>Gray:</b>																									
O.M.	-	-	-	-	-	-	-	-	-	-	-	-	-	-	-	-	-	-	-	-	-	-	-	-	-
S.M.	-	-	-	-	-	-	-	-	-	-	-	-	-	-	-	-	-	-	-	-	-	-	-	-	-
M.	-	-	-	-	-	-	-	-	-	-	-	-	-	-	-	-	-	-	-	-	-	-	-	-	-
S.L.M.	-	-	-	-	-	-	-	-	-	-	-	-	-	-	-	-	-	-	-	-	-	-	-	-	-
L.M.	-	-	-	-	-	-	-	-	-	-	-	-	-	-	-	-	-	-	-	-	-	-	-	-	-
<b>Total</b>	32	234	22	11	314	22	33	76	80	-	-	-	-	-	-	-	-	-	-	-	-	-	-	-	-
<b>Below Grade, . . .</b>	66	234	-	1,426	-	314	22	-	-	-	-	-	-	-	-	-	-	-	-	-	-	-	-	-	-
<b>All grades . . .</b>	624	4,616	2,519	17,111	2,717	14,232	6,845	14,031	22,465	84,102	43,710	620	59	496	1/214,147	100.0									
<b>All grades . . .</b>	.3	2.2	1.2	8.0	1.3	6.6	3.2	6.6	10.5	39.2	20.4	.3	.2	100.0											

1/ As reported by the Bureau of the Census, running bales.

\* Less than 0.05 percent.

Percentage rough preparation..... 0.1  
Grade index..... 95.1  
Average staple..... 34.8

Table 27. -- Grade and staple of upland cotton ginned in North Carolina, 1957-58

Grade	13/16 inch and shorter		7/8 inch		29/32 inch		15/16 inch		31/32 inch		1 inch		1-1/32 inches		1-1/16 inches		1-3/32 inches		1-1/8 inches		1-5/32 inches		1-3/16 inches		1-7/32 inches		1-1/4 inches and longer		All staples										
	Bales	Percent	Bales	Percent	Bales	Percent	Bales	Percent	Bales	Percent	Bales	Percent	Bales	Percent	Bales	Percent	Bales	Percent	Bales	Percent	Bales	Percent	Bales	Percent	Bales	Percent	Bales	Percent	Bales	Percent									
<b>White:</b>																																							
G.M. ....	-	-	-	-	-	-	-	-	-	-	-	-	-	-	-	-	-	-	-	-	-	-	-	-	-	-	-	-	-	-	-	-	-						
S.M. ....	-	-	-	-	-	-	-	-	-	-	-	-	1,286	634	48	24	-	-	-	-	-	-	-	-	-	-	-	-	2,773	1.2	-	-	-	-					
M. ....	-	-	-	-	-	-	-	-	-	-	-	-	21,497	18,194	2,020	310	8	-	-	-	-	-	-	-	-	-	-	-	45,913	19.5	-	-	-	-					
S.L.M. ....	-	-	-	-	91	1,934	26,300	50,619	14,959	1,051	141	-	50,619	14,959	1,051	141	-	-	-	-	-	-	-	-	-	-	-	-	95,095	40.2	-	-	-	-					
L.N. ....	-	-	-	-	325	29,224	19,942	1,752	18	28	8	-	19,942	1,752	18	28	8	-	-	-	-	-	-	-	-	-	-	-	56,559	24.0	-	-	-	-					
S.O.O. ....	-	-	-	-	435	2,011	4,221	1,775	44	-	-	-	4,221	1,775	44	-	-	-	-	-	-	-	-	-	-	-	-	-	8,486	3.6	-	-	-	-					
G.O. ....	-	-	-	-	53	198	295	25	-	-	-	-	295	25	-	-	-	-	-	-	-	-	-	-	-	-	-	571	.2	-	-	-	-						
Total	-	-	-	-	904	9,936	64,174	95,144	35,583	3,137	503	16	-	-	-	-	-	-	-	-	-	-	-	-	-	-	-	209,397	88.7	-	-	-	-	-					
<b>Spotted:</b>																																							
G.M. ....	-	-	-	-	-	-	-	-	-	-	-	-	-	-	-	-	-	-	-	-	-	-	-	-	-	-	-	-	-	-	-	-	-	-	-	-	-		
S.M. ....	-	-	-	-	10	57	316	243	101	-	-	-	243	101	-	-	-	-	-	-	-	-	-	-	-	-	-	-	727	.3	-	-	-	-	-	-			
M. ....	-	-	-	-	7	683	2,424	2,833	870	10	-	-	2,833	870	10	-	-	-	-	-	-	-	-	-	-	-	-	-	6,928	2.9	-	-	-	-	-	-			
S.L.M. ....	-	-	-	-	10	5	2,947	1,384	134	5	-	-	2,947	1,384	5	-	-	-	-	-	-	-	-	-	-	-	-	-	6,257	2.7	-	-	-	-	-	-			
L.N. ....	-	-	-	-	15	38	638	1,148	291	31	-	-	638	1,148	31	-	-	-	-	-	-	-	-	-	-	-	-	3,330	1.4	-	-	-	-	-	-				
Total	-	-	-	-	25	50	1,096	3,313	6,856	4,751	15	16	-	-	-	-	-	-	-	-	-	-	-	-	-	-	-	17,242	7.3	-	-	-	-	-	-				
<b>Tinged:</b>																																							
G.M. ....	-	-	-	-	-	-	-	-	-	-	-	-	-	-	-	-	-	-	-	-	-	-	-	-	-	-	-	-	-	-	-	-	-	-	-	-	-	-	
S.M. ....	-	-	-	-	-	-	-	-	-	-	-	-	-	-	-	-	-	-	-	-	-	-	-	-	-	-	-	-	-	-	-	-	-	-	-	-	-	-	
M. ....	-	-	-	-	-	-	-	-	-	-	-	-	-	-	-	-	-	-	-	-	-	-	-	-	-	-	-	-	-	-	-	-	-	-	-	-	-	-	
S.L.M. ....	-	-	-	-	-	-	-	-	-	-	-	-	-	-	-	-	-	-	-	-	-	-	-	-	-	-	-	-	-	-	-	-	-	-	-	-	-	-	
L.N. ....	-	-	-	-	-	-	-	-	-	-	-	-	-	-	-	-	-	-	-	-	-	-	-	-	-	-	-	-	-	-	-	-	-	-	-	-	-	-	
Total	-	-	-	-	-	-	-	-	-	-	-	-	-	-	-	-	-	-	-	-	-	-	-	-	-	-	-	-	-	-	-	-	-	-	-	-	-	-	
<b>Gray:</b>																																							
G.M. ....	-	-	-	-	-	-	-	-	-	-	-	-	-	-	-	-	-	-	-	-	-	-	-	-	-	-	-	-	-	-	-	-	-	-	-	-	-	-	
S.M. ....	-	-	-	-	-	-	-	-	-	-	-	-	-	-	-	-	-	-	-	-	-	-	-	-	-	-	-	-	-	-	-	-	-	-	-	-	-	-	
M. ....	-	-	-	-	-	-	-	-	-	-	-	-	-	-	-	-	-	-	-	-	-	-	-	-	-	-	-	-	-	-	-	-	-	-	-	-	-	-	-
S.L.M. ....	-	-	-	-	-	-	-	-	-	-	-	-	-	-	-	-	-	-	-	-	-	-	-	-	-	-	-	-	-	-	-	-	-	-	-	-	-	-	-
L.N. ....	-	-	-	-	-	-	-	-	-	-	-	-	-	-	-	-	-	-	-	-	-	-	-	-	-	-	-	-	-	-	-	-	-	-	-	-	-	-	-
Total	-	-	-	-	-	-	-	-	-	-	-	-	-	-	-	-	-	-	-	-	-	-	-	-	-	-	-	-	-	-	-	-	-	-	-	-	-	-	
<b>Below Grade:</b>																																							
G.M. ....	-	-	-	-	-	-	-	-	-	-	-	-	-	-	-	-	-	-	-	-	-	-	-	-	-	-	-	-	-	-	-	-	-	-	-	-	-	-	-
S.M. ....	-	-	-	-	-	-	-	-	-	-	-	-	-	-	-	-	-	-	-	-	-	-	-	-	-	-	-	-	-	-	-	-	-	-	-	-	-	-	-
M. ....	-	-	-	-	-	-	-	-	-	-	-	-	-	-	-	-	-	-	-	-	-	-	-	-	-	-	-	-	-	-	-	-	-	-	-	-	-	-	-
S.L.M. ....	-	-	-	-	-	-	-	-	-	-	-	-	-	-	-	-	-	-	-	-	-	-	-	-	-	-	-	-	-	-	-	-	-	-	-	-	-	-	-
L.N. ....	-	-	-	-	-	-	-	-	-	-	-	-	-	-	-	-	-	-	-	-	-	-	-	-	-	-	-	-	-	-	-	-	-	-	-	-	-	-	-
Total	-	-	-	-	-	-	-	-	-	-	-	-	-	-	-	-	-	-	-	-	-	-	-	-	-	-	-	-	-	-	-	-	-	-	-	-	-	-	
<b>All grades:</b>																																							
Percent	85	110	85	2,356	14,826	75,301	102,788	36,817	3,152	503	16	-	-	-	-	-	-	-	-	-	-	-	-	-	-	-	-	-	235,954	100.0	-	-	-	-	-	-	-		
Percent	85	110	85	2,356	14,826	75,301	102,788	36,817	3,152	503	16	-	-	-	-	-	-	-	-	-	-	-	-	-	-	-	-	235,954	100.0	-	-	-	-	-	-	-	-		
<b>All grades:</b>																																							
Percent	85	110	85	2,356	14,826	75,301	102,788	36,817	3,152	503	16	-	-	-	-	-	-	-	-	-	-	-	-	-	-	-	-	235,954	100.0	-	-	-	-	-	-	-	-		
Percent	85	110	85	2,356	14,826	75,301	102,788	36,817	3,152	503	16	-	-	-	-	-	-	-	-	-	-	-	-	-	-	-	-	235,954	100.0	-	-	-	-	-	-	-	-		
<b>As reported by the Bureau of the Census, running bales.</b>																																							
Percent	85	110	85	2,356	14,826	75,301	102,788	36,817	3,152	503	16	-	-	-	-	-	-	-	-	-	-	-	-	-	-	-	-	235,954	100.0	-	-	-	-	-	-	-	-		
Percent	85	110	85	2,356	14,826	75,301	102,788	36,817	3,152	503	16	-	-	-	-	-	-	-	-	-	-	-	-	-	-	-	-	235,954	100.0	-	-	-	-	-	-	-	-		
<b>Percentage rough preparation..... 0.5</b>																																							
<b>Grade index..... 91.4</b>																																							
<b>Average staple..... 32.7</b>																																							

As reported by the Bureau of the Census, running bales.  
 \* Less than 0.05 percent.  
 Percentage rough preparation..... 0.5  
 Grade index..... 91.4  
 Average staple..... 32.7

Table 28. -- Grade and staple of upland cotton ginned in Oklahoma, 1957-58

Grade	13/16 inch shorter		7/8 inch		29/32 inch		15/16 inch		31/32 inch		1 inch		1-1/32 inches		1-1/16 inches		1-3/32 inches		1-1/8 inches		1-5/32 inches		1-3/16 inches		1-7/32 inches		1-1/4 inches and longer		All staples									
	Bales	Percent	Bales	Percent	Bales	Percent	Bales	Percent	Bales	Percent	Bales	Percent	Bales	Percent	Bales	Percent	Bales	Percent	Bales	Percent	Bales	Percent	Bales	Percent	Bales	Percent	Bales	Percent	Bales	Percent								
<b>White:</b>																																						
G.M.	30		55		30		10		9																													
S.M.	268		345		268		1,048		793		333		36		41		31		29																			
M.	936		524		936		3,781		3,631		2,491		1,057		959		213		390		134		31															
S.L.M.	1,276		94		1,276		4,529		4,643		3,796		2,750		1,426		343		173		20																	
L.M.	326				326		1,978		1,758		1,059		1,059		516		155		43		74																	
S.O.O.	8				8		238		199		121		276		116																							
O.O.								12		27					31																							
<b>Total</b>	113		1,026		2,892		11,584		11,045		7,744		5,202		2,689		742		595		228		31															
<b>Spotted:</b>																																						
G.M.	21		274		703		1,816		1,116		325		61		31		21																					
S.M.	176		2,745		4,715		10,863		8,234		3,188		765		353		77		20		11																	
M.	465		6,219		12,473		23,309		15,889		5,977		1,595		923		81		46		28																	
S.L.M.	168		1,727		3,191		5,625		3,168		2,109		1,146		897		37		19																			
L.M.																																						
<b>Total</b>	830		10,965		21,082		41,623		28,422		11,607		3,567		1,804		216		85		11		45															
<b>Tinged:</b>																																						
G.M.			37				160		59																													
S.M.	123		1,808		3,746		4,255		1,157		195		60		14																							
M.	973		5,643		11,529		13,785		4,304		1,052		238		157		24																					
S.L.M.	1,317		4,250		6,942		7,546		2,344		888		351		210		26																					
L.M.																																						
<b>Total</b>	2,413		11,838		22,217		25,716		7,864		2,135		649		381		50																					
<b>Yellow Stained:</b>																																						
G.M.																																						
S.M.	26		44		32		92		8				12																									
M.	470		2,320		2,787		2,634		369		123		129																									
S.L.M.																																						
L.M.																																						
<b>Total</b>	496		2,564		2,819		2,726		377		123		141																									
<b>Gray:</b>																																						
G.M.																																						
S.M.																																						
M.																																						
S.L.M.																																						
<b>Total</b>																																						
<b>Below Grade:</b>	954		3,729		3,048		3,169		758		419		163		55																							
<b>All grades:</b>	4,806		30,122		52,069		84,829		49,487		22,028		9,722		4,929		1,008		660		239		76		9													
<b>All grades:</b>	1.0		11.6		20.1		32.8		18.7		8.5		3.8		1.9		.4		.3		.1		.1		.1													

As reported by the Bureau of the Census, running bales.

Less than 0.05 percent.

Percentage rough preparation..... 0.5  
 Grade Index..... 81.8  
 Average staple..... 30.1



Table 29. -- Grade and staple of upland cotton ginned in South Carolina, 1957-58

Grade	13/16 inch and shorter		7/8 inch		29/32 inch		15/16 inch		31/32 inch		1 inch		1-1/32 inches		1-1/8 inches		1-5/32 inches		1-3/16 inches		1-7/32 inches		1-1/4 inches and longer		All staples				
	Bales	Percent	Bales	Percent	Bales	Percent	Bales	Percent	Bales	Percent	Bales	Percent	Bales	Percent	Bales	Percent	Bales	Percent	Bales	Percent	Bales	Percent	Bales	Percent	Bales	Percent			
<b>White:</b>																													
G.M.	-	-	-	-	-	-	-	-	-	-	-	-	-	-	-	-	-	-	-	-	-	-	-	-	-	-	-	-	
S.M.	-	-	-	-	-	-	-	-	-	-	-	-	-	-	-	-	-	-	-	-	-	-	-	-	-	-	-	-	
M.	-	-	-	-	-	-	-	-	-	-	-	-	-	-	-	-	-	-	-	-	-	-	-	-	-	-	-	-	
S.L.M.	-	-	-	-	-	-	-	-	-	-	-	-	-	-	-	-	-	-	-	-	-	-	-	-	-	-	-	-	
L.R.	-	-	-	-	-	-	-	-	-	-	-	-	-	-	-	-	-	-	-	-	-	-	-	-	-	-	-	-	
S.G.O.	-	-	-	-	-	-	-	-	-	-	-	-	-	-	-	-	-	-	-	-	-	-	-	-	-	-	-	-	
O.O.	-	-	-	-	-	-	-	-	-	-	-	-	-	-	-	-	-	-	-	-	-	-	-	-	-	-	-	-	
Total	422	108	422	108	422	108	422	108	422	108	422	108	422	108	422	108	422	108	422	108	422	108	422	108	422	108	422	108	422
<b>Spotted:</b>																													
G.M.	-	-	-	-	-	-	-	-	-	-	-	-	-	-	-	-	-	-	-	-	-	-	-	-	-	-	-	-	-
S.M.	-	-	-	-	-	-	-	-	-	-	-	-	-	-	-	-	-	-	-	-	-	-	-	-	-	-	-	-	-
M.	-	-	-	-	-	-	-	-	-	-	-	-	-	-	-	-	-	-	-	-	-	-	-	-	-	-	-	-	-
S.L.M.	-	-	-	-	-	-	-	-	-	-	-	-	-	-	-	-	-	-	-	-	-	-	-	-	-	-	-	-	-
L.M.	-	-	-	-	-	-	-	-	-	-	-	-	-	-	-	-	-	-	-	-	-	-	-	-	-	-	-	-	-
Total	540	252	540	252	540	252	540	252	540	252	540	252	540	252	540	252	540	252	540	252	540	252	540	252	540	252	540	252	540
<b>Tinged:</b>																													
G.M.	-	-	-	-	-	-	-	-	-	-	-	-	-	-	-	-	-	-	-	-	-	-	-	-	-	-	-	-	-
S.M.	-	-	-	-	-	-	-	-	-	-	-	-	-	-	-	-	-	-	-	-	-	-	-	-	-	-	-	-	-
M.	-	-	-	-	-	-	-	-	-	-	-	-	-	-	-	-	-	-	-	-	-	-	-	-	-	-	-	-	-
S.L.M.	-	-	-	-	-	-	-	-	-	-	-	-	-	-	-	-	-	-	-	-	-	-	-	-	-	-	-	-	-
L.M.	-	-	-	-	-	-	-	-	-	-	-	-	-	-	-	-	-	-	-	-	-	-	-	-	-	-	-	-	-
Total	-	-	-	-	-	-	-	-	-	-	-	-	-	-	-	-	-	-	-	-	-	-	-	-	-	-	-	-	-
<b>Gray:</b>																													
G.M.	-	-	-	-	-	-	-	-	-	-	-	-	-	-	-	-	-	-	-	-	-	-	-	-	-	-	-	-	-
S.M.	-	-	-	-	-	-	-	-	-	-	-	-	-	-	-	-	-	-	-	-	-	-	-	-	-	-	-	-	-
M.	-	-	-	-	-	-	-	-	-	-	-	-	-	-	-	-	-	-	-	-	-	-	-	-	-	-	-	-	-
S.L.M.	-	-	-	-	-	-	-	-	-	-	-	-	-	-	-	-	-	-	-	-	-	-	-	-	-	-	-	-	-
Total	42	49	42	49	42	49	42	49	42	49	42	49	42	49	42	49	42	49	42	49	42	49	42	49	42	49	42	49	42
Below Grade	21	103	21	103	21	103	21	103	21	103	21	103	21	103	21	103	21	103	21	103	21	103	21	103	21	103	21	103	21
All Grades	21	1,107	409	9,396	8,015	54,278	200,427	71,788	1,077	13	13	13	13	13	13	13	13	13	13	13	13	13	13	13	13	13	13	13	13
All grades	.3	.1	.1	2.7	2.3	15.7	57.8	20.7	.3	.3	.3	.3	.3	.3	.3	.3	.3	.3	.3	.3	.3	.3	.3	.3	.3	.3	.3	.3	.3
1/ As reported by the Bureau of the Census, running bales. * Less than 0.05 percent. Percentage rough preparation.... 0.6 Grade index..... 92.5 Average staple..... 32.9																													

Table 30. -- Grade and staple of upland cotton ginned in Tennessee, 1937-58

Grade	13/16 inch and shorter		7/8 inch		29/32 inch		15/16 inch		31/32 inch		1 inch		1-1/32 inches		1-1/16 inches		1-3/32 inches		1-1/8 inches		1-5/32 inches		1-3/16 inches		1-7/32 inches		1-1/4 inches and longer		All staples			
	Bales	Percent	Bales	Percent	Bales	Percent	Bales	Percent	Bales	Percent	Bales	Percent	Bales	Percent	Bales	Percent	Bales	Percent	Bales	Percent	Bales	Percent	Bales	Percent	Bales	Percent	Bales	Percent	Bales	Percent		
<b>White:</b>																																
G.M. . . . .	23	160	289	1,669	1,197	11,930	70,927	177,011	21,258	1,039	66	-	-	-	-	-	-	-	-	-	-	-	-	-	-	-	-	-	125	6.6		
S.M. . . . .	-	-	-	-	-	-	-	-	-	-	-	-	-	-	-	-	-	-	-	-	-	-	-	-	-	-	-	-	26,661	36.2		
M. . . . .	10	21	12	233	227	2,763	28,296	101,688	12,218	627	21	-	-	-	-	-	-	-	-	-	-	-	-	-	-	-	-	146,116	23.7			
S.L.M. . . . .	13	55	156	839	604	5,627	30,233	53,669	4,287	276	35	-	-	-	-	-	-	-	-	-	-	-	-	-	-	-	-	95,806	3.1			
L.M. . . . .	32	76	325	210	1,867	6,047	2,194	3,599	191	9	10	-	-	-	-	-	-	-	-	-	-	-	-	-	-	-	-	12,360	1.0			
S.O.O. . . . .	-	26	11	67	29	124	48	-	-	-	-	-	-	-	-	-	-	-	-	-	-	-	-	-	-	-	-	4,063	.1			
G.O. . . . .	-	-	-	-	-	-	-	-	-	-	-	-	-	-	-	-	-	-	-	-	-	-	-	-	-	-	-	446	70.7			
<b>Total</b>	49	360	425	3,123	1,792	14,221	45,571	34,050	2,378	109	-	-	-	-	-	-	-	-	-	-	-	-	-	-	-	-	-	295,581	25.4			
<b>Spotted:</b>																																
G.M. . . . .	-	-	-	-	-	-	-	-	-	-	-	-	-	-	-	-	-	-	-	-	-	-	-	-	-	-	-	-	-	-		
S.M. . . . .	-	-	-	-	-	-	-	-	-	-	-	-	-	-	-	-	-	-	-	-	-	-	-	-	-	-	-	-	-	-		
M. . . . .	22	33	221	174	1,662	10,484	19,298	1,460	454	86	-	-	-	-	-	-	-	-	-	-	-	-	-	-	-	-	-	4,219	1.0			
S.L.M. . . . .	24	138	178	967	476	5,624	18,828	9,242	398	12	-	-	-	-	-	-	-	-	-	-	-	-	-	-	-	-	-	33,418	8.3			
L.M. . . . .	25	200	214	1,912	1,088	6,754	15,324	3,560	66	11	-	-	-	-	-	-	-	-	-	-	-	-	-	-	-	-	-	35,687	8.9			
<b>Total</b>	49	360	425	3,123	1,792	14,221	45,571	34,050	2,378	109	-	-	-	-	-	-	-	-	-	-	-	-	-	-	-	-	-	102,678	25.4			
<b>Tinged:</b>																																
G.M. . . . .	-	-	-	-	-	-	-	-	-	-	-	-	-	-	-	-	-	-	-	-	-	-	-	-	-	-	-	-	-	-		
S.M. . . . .	-	-	-	-	-	-	-	-	-	-	-	-	-	-	-	-	-	-	-	-	-	-	-	-	-	-	-	-	-	-		
M. . . . .	-	-	-	-	-	-	-	-	-	-	-	-	-	-	-	-	-	-	-	-	-	-	-	-	-	-	-	-	-	-		
S.L.M. . . . .	-	-	-	-	-	-	-	-	-	-	-	-	-	-	-	-	-	-	-	-	-	-	-	-	-	-	-	-	-	-		
L.M. . . . .	58	283	218	1,259	500	2,452	1,575	248	-	-	-	-	-	-	-	-	-	-	-	-	-	-	-	-	-	-	-	-	-	-		
<b>Total</b>	341	218	1,422	653	4,069	3,628	540	-	-	-	-	-	-	-	-	-	-	-	-	-	-	-	-	-	-	-	-	10,871	2.6			
<b>Yellow Stained:</b>																																
G.M. . . . .	-	-	-	-	-	-	-	-	-	-	-	-	-	-	-	-	-	-	-	-	-	-	-	-	-	-	-	-	-	-		
S.M. . . . .	-	-	-	-	-	-	-	-	-	-	-	-	-	-	-	-	-	-	-	-	-	-	-	-	-	-	-	-	-	-		
M. . . . .	-	-	-	-	-	-	-	-	-	-	-	-	-	-	-	-	-	-	-	-	-	-	-	-	-	-	-	-	-	-		
S.L.M. . . . .	-	-	-	-	-	-	-	-	-	-	-	-	-	-	-	-	-	-	-	-	-	-	-	-	-	-	-	-	-	-		
L.M. . . . .	-	-	-	-	-	-	-	-	-	-	-	-	-	-	-	-	-	-	-	-	-	-	-	-	-	-	-	-	-	-		
<b>Total</b>	-	-	-	-	-	-	-	-	-	-	-	-	-	-	-	-	-	-	-	-	-	-	-	-	-	-	-	-	-	-		
<b>Gray:</b>																																
G.M. . . . .	-	-	-	-	-	-	-	-	-	-	-	-	-	-	-	-	-	-	-	-	-	-	-	-	-	-	-	-	-	-		
S.M. . . . .	-	-	-	-	-	-	-	-	-	-	-	-	-	-	-	-	-	-	-	-	-	-	-	-	-	-	-	-	-	-		
M. . . . .	-	-	-	-	-	-	-	-	-	-	-	-	-	-	-	-	-	-	-	-	-	-	-	-	-	-	-	-	-	-		
S.L.M. . . . .	-	-	-	-	-	-	-	-	-	-	-	-	-	-	-	-	-	-	-	-	-	-	-	-	-	-	-	-	-	-		
L.M. . . . .	-	-	-	-	-	-	-	-	-	-	-	-	-	-	-	-	-	-	-	-	-	-	-	-	-	-	-	-	-	-		
<b>Total</b>	-	-	-	-	-	-	-	-	-	-	-	-	-	-	-	-	-	-	-	-	-	-	-	-	-	-	-	-	-	-		
<b>Below Grade . . . . .</b>	49	444	176	808	136	909	415	23	-	-	-	-	-	-	-	-	-	-	-	-	-	-	-	-	-	-	-	-	-	-		
<b>All Grades . . . . .</b>	121	1,305	1,108	7,230	3,953	31,651	121,187	212,945	23,666	1,148	66	-	-	-	-	-	-	-	-	-	-	-	-	-	-	-	12	1/404,292	100.0			
<b>All grades . . . . .</b>	Percent	Percent	Percent	Percent	Percent	Percent	Percent	Percent	Percent	Percent	Percent	Percent	Percent	Percent	Percent	Percent	Percent	Percent	Percent	Percent	Percent	Percent	Percent	Percent	Percent	Percent	Percent	Percent	Percent	Percent		
Percent	.3	.3	.3	1.8	1.0	7.8	30.0	52.6	5.9	.3	★	-	-	-	-	-	-	-	-	-	-	-	-	-	-	-	★	100.0				

★ As reported by the Bureau of the Census, running bales.

★ Less than 0.05 percent.

Percentage rough preparation..... 0.4  
Grade index..... 93.1  
Average staple..... 33.5

Table 31. -- Grade and staple of upland cotton ginned in Texas, 1957-58

Grade	13/16 inch and shorter	7/8 inch	29/32 inch	15/16 inch	31/32 inch	1 inch	1-1/32 inches	1-1/16 inches	1-3/32 inches	1-1/8 inches	1-5/32 inches	1-3/16 inches	1-7/32 inches	1-1/4 inches and longer	All staples
	Bales	Bales	Bales	Bales	Bales	Bales	Bales	Bales	Bales	Bales	Bales	Bales	Bales	Bales	
White:															
S.G.M. . . . .	-	31	181	12	49	23	-	1,560	939	6,503	16,750	-	-	-	84
G.M. . . . .	-	1,160	5,035	17,910	25,759	37,670	2,139	37,648	6,281	21,251	46,550	1,605	144	-	32,289
S.M. . . . .	58	329	7,771	68,642	85,124	108,348	125,334	57,935	14,918	49,044	37,791	863	77	-	266,203
M. . . . .	245	7,175	24,239	72,469	97,272	107,173	84,710	31,857	9,705	18,688	12,321	198	23	-	581,280
S.L.M. . . . .	443	5,169	12,498	35,747	45,445	49,740	36,407	16,905	3,122	1,018	325	20	-	10	466,075
L.M. . . . .	698	2,970	3,225	5,836	5,282	6,356	4,577	3,747	492	63	9	-	-	-	206,849
S.G.O. . . . .	251	749	593	774	441	681	552	422	18	9	-	-	-	-	33,255
G.O. . . . .	-	-	-	-	-	-	-	-	-	-	-	-	-	-	4,490
Total	2,024	25,025	70,677	202,385	260,650	311,949	318,851	150,074	35,475	96,576	113,746	2,839	244	10	1,590,525
Spotted:															
G.M. . . . .	8	23	110	291	382	122	42	25	142	1,015	187	-	-	-	2,347
S.M. . . . .	955	3,760	10,077	24,414	24,883	19,322	9,888	2,466	4,902	9,646	694	11	11	-	109,619
M. . . . .	2,519	28,373	70,826	138,396	112,597	68,529	28,193	5,949	2,764	2,176	549	52	-	-	450,923
S.L.M. . . . .	12,862	93,278	185,842	316,709	168,081	75,465	24,412	6,902	1,579	601	28	-	-	-	885,759
L.M. . . . .	16,280	80,072	69,757	103,161	43,282	24,366	9,294	3,764	330	81	-	-	-	-	350,387
Total	32,224	208,906	336,612	582,971	349,225	187,804	71,829	19,106	9,717	12,519	1,448	63	11	-	1,809,035
Tinged:															
G.M. . . . .	-	-	-	-	-	-	-	-	-	-	-	-	-	-	10
S.M. . . . .	9	100	67	136	78	-	17	17	69	-	-	-	-	-	493
M. . . . .	939	6,853	8,859	6,779	1,460	515	73	68	-	-	-	-	-	-	25,546
S.L.M. . . . .	4,583	20,422	20,417	16,715	4,010	922	219	67	9	15	-	-	-	-	67,379
L.M. . . . .	3,158	8,959	7,191	6,364	1,709	896	303	95	-	-	-	-	-	-	28,675
Total	8,689	36,334	36,534	29,994	7,257	2,333	612	247	78	25	-	-	-	-	122,103
Yellow Stained:															
G.M. . . . .	-	-	-	-	-	-	-	-	-	-	-	-	-	-	-
S.M. . . . .	-	56	16	42	-	-	-	-	-	-	-	-	-	-	114
M. . . . .	1,453	5,282	3,058	1,064	120	8	-	-	-	-	-	-	-	-	11,005
S.L.M. . . . .	-	-	-	-	-	-	-	-	-	-	-	-	-	-	-
Total	1,453	5,338	3,074	1,126	120	8	-	-	-	-	-	-	-	-	11,119
Gray:															
G.M. . . . .	-	-	-	-	-	-	-	-	-	-	-	-	-	-	93
S.M. . . . .	-	107	15	120	341	136	167	57	196	867	153	-	-	-	2,159
M. . . . .	109	322	614	1,571	1,420	548	328	79	40	76	21	-	-	-	5,128
S.L.M. . . . .	155	904	1,130	1,810	1,287	397	143	21	-	18	9	-	-	-	5,874
Total	264	1,333	1,759	3,501	3,048	1,081	638	157	287	1,003	183	-	-	-	13,254
Below Grade. . . .	5,329	7,961	3,865	5,265	1,706	1,485	707	221	-	-	-	-	-	-	26,539
All grades . . . . .	49,983	281,497	452,521	825,242	622,006	504,660	392,637	169,805	45,557	110,123	115,377	2,902	285	10 1/2	3,572,575
All grades . . . . .	1.4	7.9	12.7	23.0	17.4	14.1	11.0	4.8	1.3	3.1	3.2	.1	•	•	100.0

1/ As reported by the Bureau of the Census, running bales.  
 • Less than 0.05 percent.

Percentage rough preparation..... 0.2  
 Grade index..... 89.5  
 Average staple..... 31.1



Table 33. -- Grade and staple of upland cotton ginned, during specified periods, by States, 1957-58

ALABAMA							ARIZONA					
Grade and staple	Prior to Sept. 1	September	October	November	After Nov. 30	Total Crop	Prior to Sept. 1	September	October	November	After Nov. 30	Total Crop
Grade	Bales	Bales	Bales	Bales	Bales	Bales	Bales	Bales	Bales	Bales	Bales	Bales
<b>White:</b>												
G.M. . . . .	29	138	6	9	-	182	67	338	1,022	17	16	1,480
S.M. . . . .	24,384	37,142	724	128	9	62,387	4,046	22,136	27,235	10,789	7,482	71,688
M. . . . .	64,124	74,676	10,690	2,380	265	152,135	5,676	26,465	50,995	91,831	51,667	226,634
S.L.M. . . . .	7,854	25,915	32,880	6,384	523	73,556	602	2,019	23,134	129,990	90,254	245,999
L.M. . . . .	1,391	5,328	45,685	14,079	1,399	67,882	31	77	796	10,501	22,387	33,792
S.O.O. . . . .	93	620	18,909	5,888	809	26,319	-	-	19	725	4,716	5,460
G.O. . . . .	-	240	2,768	1,489	373	4,870	-	-	-	72	658	730
<b>Total</b>	<b>97,875</b>	<b>144,059</b>	<b>111,662</b>	<b>30,357</b>	<b>3,378</b>	<b>387,331</b>	<b>10,442</b>	<b>51,035</b>	<b>103,201</b>	<b>243,925</b>	<b>177,180</b>	<b>585,783</b>
<b>Spotted:</b>												
G.M. . . . .	-	-	-	-	-	-	-	60	19	10	102	191
S.M. . . . .	2,633	3,256	1,007	150	5	7,051	557	2,567	4,342	2,050	9,002	18,518
M. . . . .	4,161	14,681	15,041	2,687	536	37,106	437	1,802	3,563	3,958	28,367	38,127
S.L.M. . . . .	192	5,334	25,487	7,850	2,324	41,187	48	178	418	1,140	32,487	34,271
L.M. . . . .	77	1,684	13,999	6,867	6,569	29,196	24	37	31	122	12,368	12,582
<b>Total</b>	<b>7,063</b>	<b>24,955</b>	<b>55,534</b>	<b>17,554</b>	<b>9,434</b>	<b>114,540</b>	<b>1,066</b>	<b>4,644</b>	<b>8,373</b>	<b>7,280</b>	<b>82,326</b>	<b>103,689</b>
<b>Tinged:</b>												
G.M. . . . .	-	-	-	-	-	-	-	-	-	-	10	10
S.M. . . . .	-	-	-	-	-	-	-	-	10	-	59	69
M. . . . .	-	9	-	-	15	24	-	-	-	-	194	194
S.L.M. . . . .	-	9	23	60	123	215	-	-	-	-	144	144
L.M. . . . .	-	-	6	246	213	465	-	-	-	-	9	9
<b>Total</b>	<b>-</b>	<b>18</b>	<b>29</b>	<b>306</b>	<b>351</b>	<b>704</b>	<b>-</b>	<b>-</b>	<b>10</b>	<b>-</b>	<b>416</b>	<b>426</b>
<b>Gray:</b>												
G.M. . . . .	-	-	-	-	-	-	-	-	-	91	24	115
S.M. . . . .	-	378	2,984	646	50	4,058	-	-	62	2,220	364	2,646
M. . . . .	23	666	10,506	3,113	105	14,413	-	11	320	11,500	3,674	15,505
S.L.M. . . . .	-	24	1,513	1,002	323	2,862	-	9	92	1,105	1,297	2,503
<b>Total</b>	<b>23</b>	<b>1,068</b>	<b>15,003</b>	<b>4,761</b>	<b>478</b>	<b>21,333</b>	<b>-</b>	<b>20</b>	<b>474</b>	<b>14,916</b>	<b>5,359</b>	<b>20,769</b>
Below Grade. . .	10	116	1,695	618	460	2,899	-	-	10	-	1,544	1,554
<b>All grades . . .</b>	<b>104,971</b>	<b>170,216</b>	<b>183,923</b>	<b>53,596</b>	<b>14,101</b>	<b>1/ 526,807</b>	<b>11,508</b>	<b>55,699</b>	<b>112,068</b>	<b>266,121</b>	<b>266,825</b>	<b>1/ 712,221</b>
<b>Grade index. . .</b>	<b>99.9</b>	<b>97.8</b>	<b>85.8</b>	<b>83.7</b>	<b>78.7</b>	<b>92.1</b>	<b>100.7</b>	<b>101.0</b>	<b>99.3</b>	<b>95.5</b>	<b>91.7</b>	<b>95.2</b>
<b>Staple (inches)</b>												
13/16 & shorter.	10	-	34	13	18	75	-	-	-	-	29	29
7/8. . . . .	280	102	980	266	273	1,901	-	9	-	-	780	789
29/32. . . . .	346	71	630	548	323	1,918	-	-	-	-	-	-
15/16. . . . .	2,059	1,115	13,516	7,474	3,718	27,882	11	39	-	80	8,261	8,391
31/32. . . . .	2,634	2,469	48,318	19,060	4,474	76,955	55	110	30	76	17,558	17,829
1. . . . .	21,068	30,280	74,953	21,037	4,177	151,515	343	575	300	880	45,469	47,567
1-1/32. . . . .	54,404	89,191	39,499	4,706	960	188,760	6,416	14,758	15,286	78,579	98,287	213,326
1-1/16. . . . .	23,880	45,184	5,789	475	158	75,486	4,444	37,622	86,516	171,941	91,201	391,724
1-3/32. . . . .	290	1,770	172	17	-	2,249	239	704	1,834	6,483	3,567	12,827
1-1/8. . . . .	-	34	32	-	-	66	-	249	3,484	6,385	1,673	11,791
1-5/32. . . . .	-	-	-	-	-	-	-	1,278	4,618	1,697	-	7,593
1-3/16. . . . .	-	-	-	-	-	-	-	355	-	-	-	355
1-7/32. . . . .	-	-	-	-	-	-	-	-	-	-	-	-
1-1/4 & longer .	-	-	-	-	-	-	-	-	-	-	-	-
<b>All staples. . .</b>	<b>104,971</b>	<b>170,216</b>	<b>183,923</b>	<b>53,596</b>	<b>14,101</b>	<b>1/ 526,807</b>	<b>11,508</b>	<b>55,699</b>	<b>112,068</b>	<b>266,121</b>	<b>266,825</b>	<b>1/ 712,221</b>
<b>Average staple (32nd inches) .</b>	<b>32.9</b>	<b>33.1</b>	<b>31.8</b>	<b>31.4</b>	<b>31.1</b>	<b>32.4</b>	<b>33.4</b>	<b>33.8</b>	<b>34.1</b>	<b>33.8</b>	<b>33.0</b>	<b>33.5</b>

1/ As reported by the Bureau of the Census, running bales.

Table 34. -- Grade and staple of upland cotton ginned, during specified periods, by States, 1957-58

Grade and staple	ARKANSAS						CALIFORNIA					
	Prior to Sept. 1	September	October	November	After Nov. 30	Total Crop	Prior to Sept. 1	September	October	November	After Nov. 30	Total Crop
Grade	Bales	Bales	Bales	Bales	Bales	Bales	Bales	Bales	Bales	Bales	Bales	Bales
<b>White:</b>												
G.M. . . . .	-	169	698	18	-	885	48	2,553	10,059	3,520	446	16,626
S.M. . . . .	131	10,427	35,396	1,439	26	47,419	1,287	26,274	102,914	55,576	10,508	196,559
M. . . . .	103	88,751	199,874	34,391	852	323,971	1,342	17,006	268,314	228,758	29,994	545,414
S.L.M. . . . .	19	32,233	79,026	36,258	5,274	152,810	301	804	205,570	321,764	53,597	582,036
L.M. . . . .	6	1,661	17,240	12,454	8,264	39,625	-	-	6,604	36,832	40,655	84,091
S.O.O. . . . .	-	71	1,687	1,800	1,364	4,922	-	-	222	2,689	13,911	16,822
G.O. . . . .	-	-	171	77	291	539	-	-	29	301	2,556	2,886
<b>Total</b>	<b>259</b>	<b>133,312</b>	<b>334,092</b>	<b>86,437</b>	<b>16,071</b>	<b>570,171</b>	<b>2,978</b>	<b>46,637</b>	<b>593,712</b>	<b>649,440</b>	<b>151,667</b>	<b>1,444,434</b>
<b>Spotted:</b>												
G.M. . . . .	-	-	29	62	-	91	-	83	132	-	21	236
S.M. . . . .	-	2,867	13,201	8,336	295	24,699	191	3,040	4,300	2,180	2,370	12,081
M. . . . .	-	13,959	27,396	47,507	17,000	105,862	205	1,073	4,032	6,527	7,477	19,314
S.L.M. . . . .	-	2,095	4,392	36,645	75,588	118,720	-	48	658	2,181	9,339	12,226
L.M. . . . .	-	185	474	13,400	81,072	95,131	-	9	29	421	4,907	5,366
<b>Total</b>	<b>-</b>	<b>19,106</b>	<b>45,492</b>	<b>105,950</b>	<b>173,955</b>	<b>344,503</b>	<b>396</b>	<b>4,253</b>	<b>9,151</b>	<b>11,309</b>	<b>24,114</b>	<b>49,223</b>
<b>Tinged:</b>												
G.M. . . . .	-	-	-	-	-	-	-	-	-	-	-	-
S.M. . . . .	-	-	-	9	10	19	-	-	10	-	-	10
M. . . . .	-	-	10	549	1,681	2,240	-	-	-	-	73	73
S.L.M. . . . .	-	-	10	1,687	13,794	15,491	-	-	-	14	207	221
L.M. . . . .	-	-	-	893	22,930	23,823	-	-	-	-	168	168
<b>Total</b>	<b>-</b>	<b>-</b>	<b>20</b>	<b>3,138</b>	<b>38,415</b>	<b>41,573</b>	<b>-</b>	<b>-</b>	<b>10</b>	<b>14</b>	<b>448</b>	<b>472</b>
<b>Yellow Stained:</b>												
G.M. . . . .	-	-	-	-	-	-	-	-	-	-	-	-
S.M. . . . .	-	-	-	-	9	9	-	-	-	-	-	-
M. . . . .	-	-	-	53	327	380	-	-	-	-	-	-
<b>Total</b>	<b>-</b>	<b>-</b>	<b>-</b>	<b>53</b>	<b>336</b>	<b>389</b>	<b>-</b>	<b>-</b>	<b>-</b>	<b>-</b>	<b>-</b>	<b>-</b>
<b>Gray:</b>												
G.M. . . . .	-	-	-	-	-	-	-	-	246	953	166	1,365
S.M. . . . .	-	-	41	52	119	212	-	-	6,424	16,277	3,728	26,429
M. . . . .	-	37	79	255	735	1,106	-	-	3,559	13,231	10,572	27,362
S.L.M. . . . .	-	-	8	31	238	277	-	-	115	1,250	5,687	7,052
<b>Total</b>	<b>-</b>	<b>37</b>	<b>128</b>	<b>338</b>	<b>1,092</b>	<b>1,595</b>	<b>-</b>	<b>-</b>	<b>10,344</b>	<b>31,711</b>	<b>20,153</b>	<b>62,208</b>
Below Grade. . .	-	-	31	378	6,239	6,648	-	-	-	35	587	622
All grades . . .	259	152,455	379,763	196,294	236,108	1/ 964,879	3,374	50,890	613,217	692,509	196,969	1/ 1,556,959
Grade index. . .	101.2	97.9	97.6	90.6	78.8	91.6	100.6	102.0	98.3	95.9	89.8	96.3
<b>Staple (inches)</b>												
13/16 & shorter.	-	9	-	-	-	9	-	-	-	-	-	-
7/8. . . . .	-	69	154	9	275	507	-	-	-	11	323	334
29/32. . . . .	-	386	467	89	527	1,469	-	-	-	-	66	66
15/16. . . . .	-	809	1,329	972	5,928	9,038	-	-	-	-	2,278	2,278
31/32. . . . .	5	726	847	1,357	8,899	11,834	-	-	10	96	2,610	2,716
1. . . . .	19	1,940	4,211	7,174	54,767	68,111	62	183	89	1,385	15,013	16,732
1-1/32. . . . .	51	18,420	52,684	56,216	133,932	261,303	2,035	11,181	14,210	37,897	77,085	142,408
1-1/16. . . . .	178	89,299	235,821	106,935	31,025	463,258	1,138	31,330	487,918	564,817	92,066	1,177,269
1-3/32. . . . .	6	38,386	75,255	20,492	687	134,826	111	7,806	107,043	86,902	6,642	208,504
1-1/8. . . . .	-	2,308	8,060	2,947	26	13,341	28	390	3,869	1,390	777	6,454
1-5/32. . . . .	-	12	614	44	8	878	-	-	58	11	109	178
1-3/16. . . . .	-	47	50	19	-	116	-	-	20	-	-	20
1-7/32. . . . .	-	44	30	-	34	108	-	-	-	-	-	-
1-1/4 & longer .	-	-	41	40	-	81	-	-	-	-	-	-
All staples. . .	259	152,455	379,763	196,294	236,108	1/ 964,879	3,374	50,890	613,217	692,509	196,969	1/ 1,556,959
Average staple (32nd inches) .	33.6	34.1	34.1	33.7	32.7	33.7	33.4	33.9	34.2	34.1	33.4	34.0

1/ As reported by the Bureau of the Census, running bales.

Table 35. -- Grade and staple of upland cotton ginned, during specified periods, by States, 1957-58

Grade and staple	FLORIDA						GEORGIA					
	Prior to Sept. 1	September	October	November	After Nov. 30	Total Crop	Prior to Sept. 1	September	October	November	After Nov. 30	Total Crop
Grade	Bales	Bales	Bales	Bales	Bales	Bales	Bales	Bales	Bales	Bales	Bales	Bales
<b>White:</b>												
G.M. . . . .	-	-	-	-	-	-	-	-	-	-	-	-
S.M. . . . .	207	5	-	-	-	212	8,842	10,182	379	-	-	19,403
M. . . . .	1,553	206	4	-	-	1,763	103,648	60,594	5,009	462	10	169,723
S.L.M. . . . .	450	313	6	-	-	769	24,162	34,451	14,425	2,598	421	76,057
L.M. . . . .	128	148	-	5	-	281	647	5,794	15,141	5,271	747	27,600
S.G.O. . . . .	-	29	58	-	-	87	4	474	5,737	2,072	714	9,001
G.O. . . . .	-	75	47	14	-	136	4	11	384	198	154	751
<b>Total</b>	<b>2,338</b>	<b>776</b>	<b>115</b>	<b>19</b>	<b>-</b>	<b>3,248</b>	<b>137,307</b>	<b>111,506</b>	<b>41,075</b>	<b>10,601</b>	<b>2,046</b>	<b>302,535</b>
<b>Spotted:</b>												
G.M. . . . .	-	-	-	-	-	-	-	-	-	-	-	-
S.M. . . . .	428	108	-	-	-	536	4,697	3,719	318	35	-	8,769
M. . . . .	1,392	510	36	10	-	1,948	5,765	8,061	4,857	378	96	19,157
S.L.M. . . . .	124	113	56	15	-	308	510	4,908	13,567	4,510	1,432	24,927
L.M. . . . .	-	174	218	21	24	437	97	958	12,039	4,993	1,772	19,859
<b>Total</b>	<b>1,944</b>	<b>905</b>	<b>310</b>	<b>46</b>	<b>24</b>	<b>3,229</b>	<b>11,069</b>	<b>17,646</b>	<b>30,781</b>	<b>9,916</b>	<b>3,300</b>	<b>72,712</b>
<b>Tinged:</b>												
G.M. . . . .	-	-	-	-	-	-	-	-	-	-	-	-
S.M. . . . .	-	-	-	-	-	-	-	-	-	-	-	-
M. . . . .	-	-	-	-	-	-	-	-	-	-	-	-
S.L.M. . . . .	-	-	-	-	-	-	-	-	9	-	-	9
L.M. . . . .	-	-	-	-	-	-	-	-	9	-	-	9
<b>Total</b>	<b>-</b>	<b>-</b>	<b>-</b>	<b>-</b>	<b>-</b>	<b>-</b>	<b>-</b>	<b>-</b>	<b>18</b>	<b>-</b>	<b>-</b>	<b>18</b>
<b>Gray:</b>												
G.M. . . . .	-	-	-	-	-	-	-	-	-	-	-	-
S.M. . . . .	-	-	-	-	-	-	60	17	59	34	-	170
M. . . . .	-	-	-	-	-	-	30	461	5,146	1,873	251	7,761
S.L.M. . . . .	18	-	-	-	-	18	-	32	2,532	976	157	3,697
<b>Total</b>	<b>18</b>	<b>-</b>	<b>-</b>	<b>-</b>	<b>-</b>	<b>18</b>	<b>90</b>	<b>510</b>	<b>7,737</b>	<b>2,883</b>	<b>408</b>	<b>11,628</b>
Below Grade. . .	-	56	195	24	40	315	-	137	1,647	501	413	2,698
<b>All grades . . .</b>	<b>4,300</b>	<b>1,737</b>	<b>620</b>	<b>89</b>	<b>64</b>	<b>1/ 6,810</b>	<b>148,466</b>	<b>129,799</b>	<b>81,258</b>	<b>23,901</b>	<b>6,167</b>	<b>1/ 389,591</b>
<b>Grade index. . .</b>	<b>96.2</b>	<b>88.9</b>	<b>72.1</b>	<b>74.1</b>	<b>65.6</b>	<b>91.6</b>	<b>98.8</b>	<b>96.6</b>	<b>84.7</b>	<b>82.0</b>	<b>79.0</b>	<b>93.8</b>
<b>Staple (inches)</b>												
13/16 & shorter.	-	-	6	-	-	6	-	-	12	-	-	12
7/8. . . . .	-	-	47	-	3	50	4	221	56	57	90	428
29/32. . . . .	-	-	12	-	-	12	21	107	333	505	174	1,140
15/16. . . . .	88	19	220	23	61	411	453	963	3,406	3,197	865	8,884
31/32. . . . .	132	8	132	37	-	309	2,585	2,246	15,450	7,146	1,827	29,254
1 . . . . .	1,459	476	134	24	-	2,093	20,884	21,840	33,479	9,498	2,020	87,721
1-1/32 . . . . .	2,378	1,095	65	-	-	3,538	85,581	69,651	24,405	3,356	1,127	184,120
1-1/16 . . . . .	243	139	4	5	-	391	37,981	33,111	4,056	142	64	75,354
1-3/32 . . . . .	-	-	-	-	-	-	957	1,660	50	-	-	2,667
1-1/8. . . . .	-	-	-	-	-	-	-	-	11	-	-	11
1-5/32 . . . . .	-	-	-	-	-	-	-	-	-	-	-	-
1-3/16 . . . . .	-	-	-	-	-	-	-	-	-	-	-	-
1-7/32 . . . . .	-	-	-	-	-	-	-	-	-	-	-	-
1-1/4 & longer .	-	-	-	-	-	-	-	-	-	-	-	-
<b>All staples. . .</b>	<b>4,300</b>	<b>1,737</b>	<b>620</b>	<b>89</b>	<b>64</b>	<b>1/ 6,810</b>	<b>148,466</b>	<b>129,799</b>	<b>81,258</b>	<b>23,901</b>	<b>6,167</b>	<b>1/ 389,591</b>
<b>Average staple (32nd inches)</b>	<b>32.6</b>	<b>32.8</b>	<b>30.8</b>	<b>31.2</b>	<b>29.9</b>	<b>32.4</b>	<b>33.1</b>	<b>33.0</b>	<b>32.1</b>	<b>31.5</b>	<b>31.5</b>	<b>32.7</b>

1/ As reported by the Bureau of the Census, running bales.

Table 36. -- Grade and staple of upland cotton ginned, during specified periods, by States, 1957-58

ILLINOIS							KENTUCKY					
Grade and staple	Prior to Sept. 1	September	October	November	After Nov. 30	Total Crop	Prior to Sept. 1	September	October	November	After Nov. 30	Total Crop
Grade	Bales	Bales	Bales	Bales	Bales	Bales	Bales	Bales	Bales	Bales	Bales	Bales
<b>White:</b>												
G.M.	-	-	-	-	-	-	-	-	-	-	-	-
S.M.	-	4	2	-	-	6	-	83	207	-	-	290
M.	-	8	161	8	-	177	-	430	1,141	55	-	1,626
S.L.M.	-	35	253	98	2	388	-	25	333	195	4	557
L.M.	-	2	-	16	5	23	-	-	6	30	-	36
S.O.O.	-	-	-	3	-	3	-	-	-	5	2	7
G.O.	-	-	-	-	-	-	-	-	-	-	-	-
<b>Total</b>	-	<b>49</b>	<b>416</b>	<b>125</b>	<b>7</b>	<b>597</b>	-	<b>538</b>	<b>1,687</b>	<b>285</b>	<b>6</b>	<b>2,516</b>
<b>Spotted:</b>												
G.M.	-	-	-	-	-	-	-	-	-	-	-	-
S.M.	-	-	-	2	-	2	-	10	34	6	-	50
M.	-	20	12	84	24	140	-	25	41	202	10	278
S.L.M.	-	11	-	37	130	178	-	3	7	224	44	278
L.M.	-	-	-	-	36	36	-	-	-	100	296	396
<b>Total</b>	-	<b>31</b>	<b>12</b>	<b>123</b>	<b>190</b>	<b>356</b>	-	<b>38</b>	<b>82</b>	<b>532</b>	<b>350</b>	<b>1,002</b>
<b>Tinged:</b>												
G.M.	-	-	-	-	-	-	-	-	-	-	-	-
S.M.	-	-	-	-	-	-	-	-	-	-	-	-
M.	-	-	-	4	-	4	-	-	-	-	-	-
S.L.M.	-	-	-	2	15	17	-	-	-	-	51	51
L.M.	-	-	-	-	2	2	-	-	-	-	273	273
<b>Total</b>	-	-	-	<b>6</b>	<b>17</b>	<b>23</b>	-	-	-	-	<b>324</b>	<b>324</b>
<b>Gray:</b>												
G.M.	-	-	-	-	-	-	-	-	-	-	-	-
S.M.	-	-	-	-	-	-	-	-	3	-	-	3
M.	-	-	-	-	-	-	-	-	5	-	-	5
S.L.M.	-	-	-	-	-	-	-	-	-	-	-	-
<b>Total</b>	-	-	-	-	-	-	-	-	<b>8</b>	-	-	<b>8</b>
<b>Below Grade . . .</b>												
	-	-	-	-	-	-	-	-	-	-	19	19
<b>All grades . . .</b>	-	<b>80</b>	<b>428</b>	<b>254</b>	<b>214</b>	<b>1/ 976</b>	-	<b>576</b>	<b>1,777</b>	<b>817</b>	<b>699</b>	<b>1/ 3,869</b>
<b>Grade index . . .</b>	-	<b>93.1</b>	<b>96.3</b>	<b>91.2</b>	<b>82.2</b>	<b>91.6</b>	-	<b>99.9</b>	<b>99.0</b>	<b>88.4</b>	<b>72.7</b>	<b>92.1</b>
<b>Staple (inches)</b>												
13/16 & shorter.	-	-	-	-	-	-	-	-	-	-	-	-
7/8 . . . . .	-	-	-	-	-	-	-	-	-	-	7	7
29/32 . . . . .	-	-	-	-	-	-	-	-	-	-	-	-
15/16 . . . . .	-	-	-	-	-	-	-	-	-	-	55	55
31/32 . . . . .	-	-	-	-	-	-	-	-	-	-	9	9
1 . . . . .	-	-	8	4	42	54	-	9	-	5	257	271
1-1/32 . . . . .	-	13	51	14	166	244	-	89	56	228	287	660
1-1/16 . . . . .	-	33	328	187	6	554	-	452	1,425	519	84	2,480
1-3/32 . . . . .	-	30	41	43	-	114	-	26	282	65	-	373
1-1/8 . . . . .	-	4	-	6	-	10	-	-	14	-	-	14
1-5/32 . . . . .	-	-	-	-	-	-	-	-	-	-	-	-
1-3/16 . . . . .	-	-	-	-	-	-	-	-	-	-	-	-
1-7/32 . . . . .	-	-	-	-	-	-	-	-	-	-	-	-
1-1/4 & longer .	-	-	-	-	-	-	-	-	-	-	-	-
<b>All staples . . .</b>	-	<b>80</b>	<b>428</b>	<b>254</b>	<b>214</b>	<b>1/ 976</b>	-	<b>576</b>	<b>1,777</b>	<b>817</b>	<b>699</b>	<b>1/ 3,869</b>
<b>Average staple (32nd inches) . . .</b>	-	<b>34.3</b>	<b>33.9</b>	<b>34.1</b>	<b>32.8</b>	<b>33.8</b>	-	<b>33.9</b>	<b>34.1</b>	<b>33.8</b>	<b>32.4</b>	<b>33.7</b>

1/ As reported by the Bureau of the Census, running bales.



Table 37. -- Grade and staple of upland cotton ginned, during specified periods, by States, 1957-58

Grade and staple	LOUISIANA						MISSISSIPPI					
	Prior to Sept. 1	September	October	November	After Nov. 30	Total Crop	Prior to Sept. 1	September	October	November	After Nov. 30	Total Crop
	Bales	Bales	Bales	Bales	Bales	Bales	Bales	Bales	Bales	Bales	Bales	Bales
<b>White:</b>												
G.M. . . . .	270	146	-	-	-	416	555	327	17	-	-	899
S.M. . . . .	11,943	5,380	3,457	137	65	20,982	25,752	22,276	3,570	154	-	51,752
M. . . . .	15,391	28,856	34,636	4,195	220	83,298	40,156	106,011	73,365	15,522	962	236,016
S.L.M. . . . .	1,731	24,745	55,954	14,352	2,288	99,070	4,740	63,162	140,546	56,352	6,660	271,460
L.M. . . . .	47	2,007	16,073	8,260	5,975	32,362	174	6,793	58,902	39,232	12,367	117,468
S.G.O. . . . .	15	60	437	606	2,299	3,417	52	705	7,332	7,042	7,886	23,017
G.O. . . . .	-	-	45	42	177	264	-	132	412	651	1,356	2,551
<b>Total</b>	<b>29,397</b>	<b>61,194</b>	<b>110,602</b>	<b>27,592</b>	<b>11,024</b>	<b>239,809</b>	<b>71,429</b>	<b>199,406</b>	<b>284,144</b>	<b>118,953</b>	<b>29,231</b>	<b>703,163</b>
<b>Spotted:</b>												
G.M. . . . .	-	9	-	-	-	9	-	-	-	8	-	8
S.M. . . . .	139	412	1,668	336	7	2,562	494	5,076	5,197	1,855	103	12,725
M. . . . .	124	4,197	10,912	4,046	2,125	21,404	239	18,697	38,514	25,077	6,977	89,504
S.L.M. . . . .	-	1,442	9,483	10,975	26,454	48,354	18	5,149	29,993	33,229	65,327	133,716
L.M. . . . .	-	180	1,647	6,211	21,863	29,901	10	517	9,952	15,954	86,555	112,988
<b>Total</b>	<b>263</b>	<b>6,240</b>	<b>23,710</b>	<b>21,568</b>	<b>50,449</b>	<b>102,230</b>	<b>761</b>	<b>29,439</b>	<b>83,656</b>	<b>76,123</b>	<b>158,962</b>	<b>348,941</b>
<b>Tinged:</b>												
G.M. . . . .	-	-	-	-	-	-	-	-	-	-	-	-
S.M. . . . .	-	-	-	-	-	-	-	-	-	9	-	9
M. . . . .	-	-	10	-	22	32	-	-	-	214	246	460
S.L.M. . . . .	-	-	-	-	964	964	-	-	10	409	2,433	2,852
L.M. . . . .	-	-	-	36	394	430	-	-	-	192	4,384	4,576
<b>Total</b>	<b>-</b>	<b>-</b>	<b>10</b>	<b>36</b>	<b>1,380</b>	<b>1,426</b>	<b>-</b>	<b>-</b>	<b>10</b>	<b>824</b>	<b>7,063</b>	<b>7,897</b>
<b>Yellow Stained:</b>												
G.M. . . . .	-	-	-	-	-	-	-	-	-	-	-	-
S.M. . . . .	-	-	-	-	-	-	-	-	-	-	-	-
M. . . . .	-	-	-	-	6	6	-	-	-	10	23	33
<b>Total</b>	<b>-</b>	<b>-</b>	<b>-</b>	<b>-</b>	<b>6</b>	<b>6</b>	<b>-</b>	<b>-</b>	<b>-</b>	<b>10</b>	<b>23</b>	<b>33</b>
<b>Gray:</b>												
G.M. . . . .	-	-	-	-	-	-	-	-	-	-	8	8
S.M. . . . .	-	-	58	8	-	66	-	52	123	25	9	209
M. . . . .	-	19	377	71	356	823	-	73	561	443	950	2,027
S.L.M. . . . .	-	-	25	25	518	568	-	32	58	35	932	1,057
<b>Total</b>	<b>-</b>	<b>19</b>	<b>460</b>	<b>104</b>	<b>874</b>	<b>1,457</b>	<b>-</b>	<b>157</b>	<b>742</b>	<b>503</b>	<b>1,899</b>	<b>3,301</b>
<b>Below Grade. . .</b>	<b>-</b>	<b>10</b>	<b>18</b>	<b>365</b>	<b>520</b>	<b>913</b>	<b>-</b>	<b>-</b>	<b>367</b>	<b>410</b>	<b>5,985</b>	<b>6,762</b>
<b>All grades . . .</b>	<b>29,660</b>	<b>67,463</b>	<b>134,800</b>	<b>49,665</b>	<b>64,253</b>	<b>1/ 345,841</b>	<b>72,190</b>	<b>229,002</b>	<b>368,919</b>	<b>196,823</b>	<b>203,163</b>	<b>1/1,070,097</b>
<b>Grade index. . .</b>	<b>101.2</b>	<b>96.8</b>	<b>93.6</b>	<b>87.7</b>	<b>80.5</b>	<b>91.6</b>	<b>101.0</b>	<b>97.2</b>	<b>92.0</b>	<b>88.3</b>	<b>79.0</b>	<b>90.6</b>
<b>Staple (inches)</b>												
13/16 & shorter.	-	-	-	-	-	-	-	-	9	-	7	16
7/8. . . . .	46	18	10	23	200	297	19	11	36	10	138	214
29/32. . . . .	31	34	10	16	-	91	76	10	44	-	92	222
15/16. . . . .	33	100	69	42	650	894	226	82	999	332	4,327	5,966
31/32. . . . .	39	19	142	253	743	1,196	261	152	942	422	1,817	3,594
1 . . . . .	242	503	1,756	1,979	5,962	10,442	3,488	3,210	15,215	9,601	29,803	61,317
1-1/32 . . . . .	6,372	14,265	39,152	18,181	30,650	108,620	26,109	35,230	103,874	60,181	118,570	343,964
1-1/16 . . . . .	22,097	49,260	90,305	27,794	25,657	215,113	37,840	138,996	217,413	115,977	47,411	557,637
1-3/32 . . . . .	800	3,210	3,300	1,359	391	9,060	3,698	44,964	28,859	10,029	983	88,533
1-1/8. . . . .	-	54	56	18	-	128	358	5,494	1,449	261	15	7,577
1-5/32 . . . . .	-	-	-	-	-	-	115	815	27	-	-	957
1-3/16 . . . . .	-	-	-	-	-	-	-	19	35	10	-	64
1-7/32 . . . . .	-	-	-	-	-	-	-	-	-	-	-	-
1-1/4 & longer .	-	-	-	-	-	-	-	19	17	-	-	36
<b>All staples. . .</b>	<b>29,660</b>	<b>67,463</b>	<b>134,800</b>	<b>49,665</b>	<b>64,253</b>	<b>1/ 345,841</b>	<b>72,190</b>	<b>229,002</b>	<b>368,919</b>	<b>196,823</b>	<b>203,163</b>	<b>1/1,070,097</b>
<b>Average staple (32nd inches)</b>	<b>33.8</b>	<b>33.8</b>	<b>33.7</b>	<b>33.6</b>	<b>33.2</b>	<b>33.6</b>	<b>33.6</b>	<b>34.1</b>	<b>33.7</b>	<b>33.6</b>	<b>33.0</b>	<b>33.6</b>

1/ As reported by the Bureau of the Census, running bales.

Table 38. -- Grade and staple of upland cotton ginned, during specified periods, by States, 1957-58

Grade and staple	MISSOURI						NEW MEXICO					
	Prior to Sept. 1	September	October	November	After Nov. 30	Total Crop	Prior to Sept. 1	September	October	November	After Nov. 30	Total Crop
Grade	Bales	Bales	Bales	Bales	Bales	Bales	Bales	Bales	Bales	Bales	Bales	Bales
<b>White:</b>												
S.G.M. . . . .	-	-	-	-	-	-	-	-	10	-	-	10
G.M. . . . .	-	-	-	-	-	-	3,441	6,378	42	-	-	9,861
S.M. . . . .	-	1,452	7,768	63	11	9,294	8,810	28,120	5,176	539	-	42,645
M. . . . .	-	9,324	37,326	7,070	21	53,741	1,146	21,283	20,542	5,163	-	48,134
S.L.M. . . . .	-	828	6,226	5,491	85	12,630	70	9,043	16,010	6,747	-	31,870
L.M. . . . .	-	61	609	1,005	379	2,054	-	1,006	3,572	2,650	-	7,228
S.G.O. . . . .	-	-	-	87	165	252	-	44	362	1,243	-	1,649
G.O. . . . .	-	-	-	13	62	75	-	-	20	574	-	594
<b>Total</b>	<b>-</b>	<b>11,665</b>	<b>51,929</b>	<b>13,729</b>	<b>723</b>	<b>78,046</b>	<b>-</b>	<b>13,467</b>	<b>65,884</b>	<b>45,724</b>	<b>16,916</b>	<b>141,991</b>
<b>Spotted:</b>												
G.M. . . . .	-	-	-	-	-	-	-	-	168	198	43	409
S.M. . . . .	-	2,615	7,118	1,244	22	10,999	62	1,343	9,249	6,784	-	17,438
M. . . . .	-	6,057	8,413	12,868	430	27,768	10	927	7,457	10,002	-	18,396
S.L.M. . . . .	-	417	242	10,578	7,292	18,529	-	350	3,129	16,436	-	19,915
L.M. . . . .	-	36	23	5,967	24,185	30,211	-	-	61	600	11,672	12,333
<b>Total</b>	<b>-</b>	<b>9,125</b>	<b>15,796</b>	<b>30,657</b>	<b>31,929</b>	<b>87,507</b>	<b>-</b>	<b>72</b>	<b>2,849</b>	<b>20,633</b>	<b>44,937</b>	<b>68,491</b>
<b>Tinged:</b>												
G.M. . . . .	-	-	-	-	-	-	-	-	-	-	-	-
S.M. . . . .	-	-	-	-	-	-	-	-	-	25	43	68
M. . . . .	-	-	-	162	246	408	-	12	-	557	-	569
S.L.M. . . . .	-	-	-	650	2,394	3,044	-	-	-	631	-	631
L.M. . . . .	-	-	-	309	6,900	7,209	-	-	-	60	-	60
<b>Total</b>	<b>-</b>	<b>-</b>	<b>-</b>	<b>1,121</b>	<b>9,540</b>	<b>10,661</b>	<b>-</b>	<b>-</b>	<b>12</b>	<b>25</b>	<b>1,291</b>	<b>1,328</b>
<b>Yellow Stained:</b>												
G.M. . . . .	-	-	-	-	-	-	-	-	-	-	-	-
S.M. . . . .	-	-	-	-	-	-	-	-	-	-	-	-
M. . . . .	-	-	-	-	10	10	-	-	-	-	21	21
<b>Total</b>	<b>-</b>	<b>-</b>	<b>-</b>	<b>-</b>	<b>10</b>	<b>10</b>	<b>-</b>	<b>-</b>	<b>-</b>	<b>-</b>	<b>21</b>	<b>21</b>
<b>Gray:</b>												
G.M. . . . .	-	-	-	-	-	-	-	-	-	-	-	-
S.M. . . . .	-	-	45	-	-	45	-	45	54	7	-	106
M. . . . .	-	-	21	10	31	62	-	12	11	65	-	88
S.L.M. . . . .	-	-	-	13	63	76	-	12	37	11	-	60
<b>Total</b>	<b>-</b>	<b>-</b>	<b>66</b>	<b>23</b>	<b>94</b>	<b>183</b>	<b>-</b>	<b>69</b>	<b>102</b>	<b>83</b>	<b>-</b>	<b>254</b>
Below Grade . . .	-	-	-	188	6,218	6,406	-	-	-	12	2,050	2,062
<b>All grades . . .</b>	<b>-</b>	<b>20,790</b>	<b>67,791</b>	<b>45,718</b>	<b>48,514</b>	<b>1/ 182,813</b>	<b>-</b>	<b>13,539</b>	<b>68,814</b>	<b>66,496</b>	<b>65,298</b>	<b>1/ 214,147</b>
<b>Grade index . . .</b>	<b>-</b>	<b>97.4</b>	<b>98.7</b>	<b>88.9</b>	<b>73.6</b>	<b>89.5</b>	<b>-</b>	<b>103.8</b>	<b>100.8</b>	<b>95.9</b>	<b>86.4</b>	<b>95.1</b>
<b>Staple (inches)</b>												
13/16 & shorter .	-	-	-	-	-	-	-	-	-	-	624	624
7/8 . . . . .	-	-	-	-	314	314	-	20	93	72	4,524	4,616
29/32 . . . . .	-	-	-	-	44	44	-	20	93	105	2,301	2,519
15/16 . . . . .	-	-	20	20	4,067	4,107	-	130	333	873	15,775	17,111
31/32 . . . . .	-	-	10	-	7,282	7,292	-	30	263	910	1,514	2,717
1 . . . . .	-	109	130	1,654	11,513	13,406	-	80	798	2,120	11,234	14,232
1-1/32 . . . . .	-	3,755	8,392	16,589	22,968	51,704	-	100	1,090	3,321	2,334	6,845
1-1/16 . . . . .	-	14,524	52,073	23,745	2,243	92,585	-	90	2,193	4,172	7,576	14,031
1-3/32 . . . . .	-	2,330	7,028	3,363	73	12,794	-	599	3,515	9,234	9,117	22,465
1-1/8 . . . . .	-	72	138	347	10	567	-	5,960	33,263	35,038	9,841	84,102
1-5/32 . . . . .	-	-	-	-	-	-	-	6,419	26,788	10,264	239	43,710
1-3/16 . . . . .	-	-	-	-	-	-	-	111	412	86	11	620
1-7/32 . . . . .	-	-	-	-	-	-	-	-	12	11	36	59
1-1/4 & longer .	-	-	-	-	-	-	-	-	34	290	172	496
<b>All staples . . .</b>	<b>-</b>	<b>20,790</b>	<b>67,791</b>	<b>45,718</b>	<b>48,514</b>	<b>1/ 182,813</b>	<b>-</b>	<b>13,539</b>	<b>68,814</b>	<b>66,496</b>	<b>65,298</b>	<b>1/ 214,147</b>
<b>Average staple (32nd inches) .</b>	<b>-</b>	<b>33.9</b>	<b>34.0</b>	<b>33.7</b>	<b>32.2</b>	<b>33.4</b>	<b>-</b>	<b>36.3</b>	<b>36.1</b>	<b>35.5</b>	<b>32.4</b>	<b>34.8</b>

1/ As reported by the Bureau of the Census, running bales.

Table 39. -- Grade and staple of upland cotton ginned, during specified periods, by States, 1957-58

Grade and staple	NORTH CAROLINA						OKLAHOMA					
	Prior to Sept. 1	September	October	November	After Nov. 30	Total Crop	Prior to Sept. 1	September	October	November	After Nov. 30	Total Crop
	Bales	Bales	Bales	Bales	Bales	Bales	Bales	Bales	Bales	Bales	Bales	Bales
<b>White:</b>												
G.M. . . . .	-	-	-	-	-	-	-	-	49	-	-	49
S.M. . . . .	-	1,941	116	716	-	2,773	-	1,050	1,520	40	24	2,634
M. . . . .	-	38,983	6,208	595	127	45,913	-	2,067	10,632	795	44	13,538
S.L.M. . . . .	-	28,853	55,188	9,433	1,621	95,095	-	838	15,483	3,013	249	19,583
L.M. . . . .	-	2,153	38,345	14,441	1,620	56,559	-	467	4,797	1,526	189	6,979
S.G.O. . . . .	-	65	4,603	2,926	892	8,486	-	16	485	488	25	1,014
G.O. . . . .	-	-	227	26	318	571	-	-	-	94	-	94
<b>Total</b>	-	<b>71,995</b>	<b>104,687</b>	<b>28,137</b>	<b>4,578</b>	<b>209,397</b>	-	<b>4,438</b>	<b>32,966</b>	<b>5,956</b>	<b>531</b>	<b>43,891</b>
<b>Spotted:</b>												
G.M. . . . .	-	-	-	-	-	-	-	23	10	-	-	33
S.M. . . . .	-	239	315	168	5	727	-	618	3,157	568	25	4,368
M. . . . .	-	1,346	3,056	1,834	692	6,928	-	2,263	10,311	11,639	6,952	31,165
S.L.M. . . . .	-	339	2,748	1,974	1,196	6,257	-	551	2,610	33,719	29,725	66,605
L.M. . . . .	-	126	1,006	793	1,405	3,330	-	47	357	8,093	9,598	18,095
<b>Total</b>	-	<b>2,050</b>	<b>7,125</b>	<b>4,769</b>	<b>3,298</b>	<b>17,242</b>	-	<b>3,502</b>	<b>16,445</b>	<b>54,019</b>	<b>46,300</b>	<b>120,266</b>
<b>Tinged:</b>												
G.M. . . . .	-	-	-	-	-	-	-	-	-	-	-	-
S.M. . . . .	-	-	-	-	-	-	-	-	-	132	124	256
M. . . . .	-	-	-	-	7	7	-	-	-	3,695	7,663	11,358
S.L.M. . . . .	-	-	-	-	24	24	-	-	-	6,582	31,093	37,675
L.M. . . . .	-	-	-	-	120	120	-	-	-	3,505	20,469	23,974
<b>Total</b>	-	-	-	-	<b>151</b>	<b>151</b>	-	-	-	<b>13,914</b>	<b>59,349</b>	<b>73,263</b>
<b>Yellow Stained:</b>												
G.M. . . . .	-	-	-	-	-	-	-	-	-	-	-	-
S.M. . . . .	-	-	-	-	-	-	-	-	-	28	186	214
M. . . . .	-	-	-	-	-	-	-	-	-	1,026	8,006	9,032
<b>Total</b>	-	-	-	-	-	-	-	-	-	<b>1,054</b>	<b>8,192</b>	<b>9,246</b>
<b>Gray:</b>												
G.M. . . . .	-	-	-	-	-	-	-	-	-	-	-	-
S.M. . . . .	-	-	133	324	-	457	-	-	32	-	-	32
M. . . . .	-	10	4,017	2,474	521	7,022	-	-	11	-	-	11
S.L.M. . . . .	-	63	594	331	446	1,434	-	-	-	-	-	-
<b>Total</b>	-	<b>73</b>	<b>4,744</b>	<b>3,129</b>	<b>967</b>	<b>8,913</b>	-	-	<b>43</b>	-	-	<b>43</b>
Below Grade. . .	-	87	33	20	111	251	-	-	36	1,515	10,744	12,295
<b>All grades . . .</b>	-	<b>74,205</b>	<b>116,589</b>	<b>36,055</b>	<b>9,105</b>	<b>1/ 235,954</b>	-	<b>7,940</b>	<b>49,490</b>	<b>76,458</b>	<b>125,116</b>	<b>1/ 259,004</b>
<b>Grade index. . .</b>	-	<b>97.0</b>	<b>89.7</b>	<b>87.3</b>	<b>83.1</b>	<b>91.4</b>	-	<b>95.6</b>	<b>93.9</b>	<b>82.4</b>	<b>75.9</b>	<b>81.8</b>
<b>Staple (inches)</b>												
13/16 & shorter.	-	-	-	-	-	-	-	47	166	437	4,156	4,806
7/8. . . . .	-	71	-	20	19	110	-	196	2,044	6,715	21,167	30,122
29/32. . . . .	-	16	-	10	59	85	-	659	4,423	11,623	35,364	52,069
15/16. . . . .	-	8	143	1,600	605	2,356	-	2,671	15,094	25,381	41,683	84,829
31/32. . . . .	-	255	3,234	9,055	2,282	14,826	-	2,433	12,308	18,435	15,311	48,487
1 . . . . .	-	4,550	47,560	19,048	4,143	75,301	-	1,342	7,526	8,106	5,054	22,028
1-1/32. . . . .	-	34,650	60,353	5,893	1,892	102,788	-	335	4,440	3,551	1,396	9,722
1-1/16. . . . .	-	31,031	5,273	429	84	36,817	-	144	2,115	1,812	858	4,929
1-3/32. . . . .	-	3,105	26	-	21	3,152	-	35	612	288	73	1,008
1-1/8. . . . .	-	503	-	-	-	503	-	60	510	64	46	680
1-5/32. . . . .	-	16	-	-	-	16	-	18	221	-	-	239
1-3/16. . . . .	-	-	-	-	-	-	-	-	31	37	8	76
1-7/32. . . . .	-	-	-	-	-	-	-	-	-	9	-	9
1-1/4 & longer .	-	-	-	-	-	-	-	-	-	-	-	-
<b>All staples. . .</b>	-	<b>74,205</b>	<b>116,589</b>	<b>36,055</b>	<b>9,105</b>	<b>1/ 235,954</b>	-	<b>7,940</b>	<b>49,490</b>	<b>76,458</b>	<b>125,116</b>	<b>1/ 259,004</b>
<b>Average staple (32nd inches)</b>	-	<b>33.4</b>	<b>32.6</b>	<b>31.8</b>	<b>31.8</b>	<b>32.7</b>	-	<b>30.8</b>	<b>31.0</b>	<b>30.4</b>	<b>29.5</b>	<b>30.1</b>

1/ As reported by the Bureau of the Census, running bales.

Table 40. -- Grade and staple of upland cotton ginned, during specified periods, by States, 1957-58

Grade and staple	SOUTH CAROLINA						TENNESSEE					
	Prior to Sept. 1	September	October	November	After Nov. 30	Total Crop	Prior to Sept. 1	September	October	November	After Nov. 30	Total Crop
Grade	Bales	Bales	Bales	Bales	Bales	Bales	Bales	Bales	Bales	Bales	Bales	Bales
<b>White:</b>												
G.M. . . . .	-	67	-	-	-	67	-	85	40	-	-	125
S.M. . . . .	3,999	2,280	283	66	9	6,637	-	10,268	15,732	614	47	26,661
M. . . . .	41,787	55,032	2,505	443	445	100,212	-	34,595	90,660	20,365	496	146,116
S.L.M. . . . .	8,744	58,394	30,144	4,155	608	102,045	-	17,832	55,900	18,645	3,429	95,806
L.M. . . . .	659	6,137	31,652	7,548	1,763	47,769	-	1,507	4,094	4,261	2,504	12,366
S.G.O. . . . .	21	363	4,799	1,254	1,158	7,595	-	182	1,708	1,575	596	4,061
G.O. . . . .	32	19	505	305	231	1,092	-	21	125	262	38	446
<b>Total</b>	<b>55,252</b>	<b>122,292</b>	<b>69,888</b>	<b>13,771</b>	<b>4,214</b>	<b>265,417</b>	<b>-</b>	<b>64,490</b>	<b>168,259</b>	<b>45,722</b>	<b>7,110</b>	<b>285,581</b>
<b>Spotted:</b>												
G.M. . . . .	-	-	-	-	31	31	-	-	-	-	-	-
S.M. . . . .	2,163	4,507	514	54	123	7,361	-	676	2,129	1,374	40	4,219
M. . . . .	2,407	15,076	6,958	1,600	333	26,374	-	2,906	8,509	19,635	2,368	33,418
S.L.M. . . . .	353	5,119	14,947	5,985	881	27,285	-	1,186	4,786	14,571	15,344	35,887
L.M. . . . .	-	371	6,270	3,658	1,180	11,479	-	254	1,134	7,270	20,496	29,154
<b>Total</b>	<b>4,923</b>	<b>25,073</b>	<b>28,689</b>	<b>11,297</b>	<b>2,548</b>	<b>72,530</b>	<b>-</b>	<b>5,022</b>	<b>16,558</b>	<b>42,850</b>	<b>38,248</b>	<b>102,678</b>
<b>Tinged:</b>												
G.M. . . . .	-	-	-	-	-	-	-	-	-	-	-	-
S.M. . . . .	-	-	-	-	-	-	-	-	-	33	-	33
M. . . . .	-	26	-	-	-	26	-	-	-	163	316	479
S.L.M. . . . .	-	13	-	-	-	13	-	-	-	510	3,314	3,824
L.M. . . . .	-	-	-	-	-	-	-	-	-	304	6,231	6,535
<b>Total</b>	<b>-</b>	<b>39</b>	<b>-</b>	<b>-</b>	<b>-</b>	<b>39</b>	<b>-</b>	<b>-</b>	<b>-</b>	<b>1,010</b>	<b>9,861</b>	<b>10,871</b>
<b>Yellow Stained:</b>												
G.M. . . . .	-	-	-	-	-	-	-	-	-	-	-	-
S.M. . . . .	-	-	-	-	-	-	-	-	-	-	-	-
M. . . . .	-	-	-	-	-	-	-	-	-	-	35	35
<b>Total</b>	<b>-</b>	<b>-</b>	<b>-</b>	<b>-</b>	<b>-</b>	<b>-</b>	<b>-</b>	<b>-</b>	<b>-</b>	<b>-</b>	<b>35</b>	<b>35</b>
<b>Gray:</b>												
G.M. . . . .	-	-	-	-	-	-	-	-	-	-	-	-
S.M. . . . .	13	1,466	123	352	-	1,954	-	166	182	12	-	360
M. . . . .	34	524	2,062	2,093	549	5,262	-	988	694	46	37	1,765
S.L.M. . . . .	-	162	314	274	389	1,139	-	31	-	11	-	42
<b>Total</b>	<b>47</b>	<b>2,152</b>	<b>2,499</b>	<b>2,719</b>	<b>938</b>	<b>8,355</b>	<b>-</b>	<b>1,185</b>	<b>876</b>	<b>69</b>	<b>37</b>	<b>2,167</b>
<b>Below Grade. . .</b>	<b>-</b>	<b>32</b>	<b>9</b>	<b>45</b>	<b>130</b>	<b>216</b>	<b>-</b>	<b>-</b>	<b>36</b>	<b>213</b>	<b>2,711</b>	<b>2,960</b>
<b>All grades . . .</b>	<b>60,222</b>	<b>149,588</b>	<b>101,085</b>	<b>27,832</b>	<b>7,830</b>	<b>1/ 346,557</b>	<b>-</b>	<b>70,697</b>	<b>185,729</b>	<b>89,864</b>	<b>58,002</b>	<b>1/ 404,292</b>
<b>Grade index. . .</b>	<b>98.8</b>	<b>95.5</b>	<b>87.3</b>	<b>84.7</b>	<b>82.7</b>	<b>92.5</b>	<b>-</b>	<b>97.8</b>	<b>97.0</b>	<b>90.8</b>	<b>78.3</b>	<b>93.1</b>
<b>Staple (inches)</b>												
13/16 & shorter.	-	-	-	9	12	21	-	10	75	-	36	121
7/8. . . . .	-	32	283	727	65	1,107	-	10	287	-	1,008	1,305
29/32. . . . .	-	13	164	201	31	409	-	55	414	99	540	1,108
15/16. . . . .	66	43	3,511	4,668	1,108	9,396	-	759	1,471	775	4,225	7,230
31/32. . . . .	26	130	2,247	3,903	1,709	8,015	-	346	1,287	525	1,795	3,953
1 . . . . .	4,489	7,600	28,554	11,125	2,510	54,278	-	3,296	8,223	5,843	14,289	31,651
1-1/32 . . . . .	33,854	98,769	58,892	6,927	1,985	200,427	-	15,232	49,205	27,837	28,913	121,187
1-1/16 . . . . .	21,413	42,450	7,252	263	410	71,788	-	43,518	111,322	51,995	6,010	212,845
1-3/32 . . . . .	348	551	169	9	-	1,077	-	7,155	12,863	3,636	12	23,666
1-1/8. . . . .	13	-	-	-	-	13	-	307	561	268	12	1,148
1-5/32 . . . . .	-	-	13	-	-	13	-	9	21	36	-	66
1-3/16 . . . . .	-	-	-	-	-	-	-	-	-	-	-	-
1-7/32 . . . . .	13	-	-	-	-	13	-	-	-	-	-	-
1-1/4 & longer.	-	-	-	-	-	-	-	-	-	12	-	12
<b>All staples. . .</b>	<b>60,222</b>	<b>149,588</b>	<b>101,085</b>	<b>27,832</b>	<b>7,830</b>	<b>1/ 346,557</b>	<b>-</b>	<b>70,697</b>	<b>185,729</b>	<b>91,026</b>	<b>56,840</b>	<b>1/ 404,292</b>
<b>Average staple (32nd inches)</b>	<b>33.3</b>	<b>33.2</b>	<b>32.6</b>	<b>31.7</b>	<b>31.8</b>	<b>32.9</b>	<b>-</b>	<b>33.7</b>	<b>33.6</b>	<b>33.6</b>	<b>32.4</b>	<b>33.5</b>

1/ As reported by the Bureau of the Census, running bales.

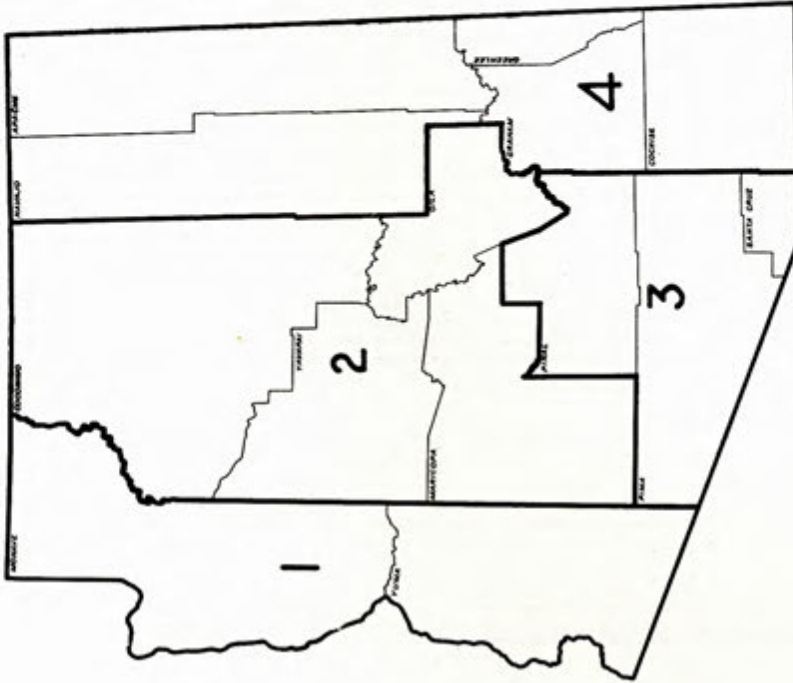
Table 41. -- Grade and staple of upland cotton ginned, during specified periods, by States, 1957-58

Grade and Staple	TEXAS						VIRGINIA					
	Prior to Sept. 1	September	October	November	After Nov. 30	Total Crop	Prior to Sept. 1	September	October	November	After Nov. 30	Total Crop
Grade	Bales	Bales	Bales	Bales	Bales	Bales	Bales	Bales	Bales	Bales	Bales	Bales
<b>White:</b>												
S.G.M. . . . .	58	26	-	-	-	84	-	-	-	-	-	-
G.M. . . . .	6,208	7,552	18,505	-	24	32,289	-	-	-	-	-	-
S.M. . . . .	136,895	52,093	69,599	6,664	952	266,203	-	43	-	-	-	43
M. . . . .	245,902	101,091	154,401	58,148	21,738	581,280	-	1,636	356	5	-	1,997
S.L.M. . . . .	64,152	67,380	127,651	111,059	95,833	466,075	-	168	2,203	785	62	3,218
L.M. . . . .	8,290	20,908	55,163	66,678	55,850	206,849	-	-	554	927	179	1,660
S.G.O. . . . .	1,005	1,313	9,300	8,233	13,404	33,255	-	-	7	83	58	148
G.O. . . . .	20	69	1,193	1,009	2,199	4,490	-	-	-	-	7	7
<b>Total</b>	<b>462,490</b>	<b>250,432</b>	<b>435,812</b>	<b>251,791</b>	<b>190,000</b>	<b>1,590,525</b>	<b>-</b>	<b>1,847</b>	<b>3,120</b>	<b>1,800</b>	<b>306</b>	<b>7,073</b>
<b>Spotted:</b>												
G.M. . . . .	92	366	784	1,027	78	2,347	-	-	-	-	-	-
S.M. . . . .	29,902	17,651	39,693	11,794	10,579	109,619	-	-	-	-	-	-
M. . . . .	33,310	42,218	79,933	110,589	194,873	460,923	-	8	19	51	5	83
S.L.M. . . . .	7,548	11,734	45,293	155,460	665,724	885,759	-	-	6	33	27	66
L.M. . . . .	1,139	1,735	12,461	40,932	294,120	350,387	-	-	7	-	14	21
<b>Total</b>	<b>71,991</b>	<b>73,704</b>	<b>178,164</b>	<b>319,802</b>	<b>1,165,374</b>	<b>1,809,035</b>	<b>-</b>	<b>8</b>	<b>32</b>	<b>84</b>	<b>46</b>	<b>170</b>
<b>Tinged:</b>												
G.M. . . . .	-	-	-	10	-	10	-	-	-	-	-	-
S.M. . . . .	-	-	-	105	388	493	-	-	-	-	-	-
M. . . . .	-	-	9	3,712	21,825	25,546	-	-	-	-	-	-
S.L.M. . . . .	-	-	55	2,816	64,508	67,379	-	-	-	-	-	-
L.M. . . . .	-	-	30	797	27,848	28,675	-	-	-	-	-	-
<b>Total</b>	<b>-</b>	<b>-</b>	<b>94</b>	<b>7,440</b>	<b>114,569</b>	<b>122,103</b>	<b>-</b>	<b>-</b>	<b>-</b>	<b>-</b>	<b>-</b>	<b>-</b>
<b>Yellow Stained:</b>												
G.M. . . . .	-	-	-	-	-	-	-	-	-	-	-	-
S.M. . . . .	-	-	-	15	99	114	-	-	-	-	-	-
M. . . . .	-	-	-	299	10,706	11,005	-	-	-	-	-	-
<b>Total</b>	<b>-</b>	<b>-</b>	<b>-</b>	<b>314</b>	<b>10,805</b>	<b>11,119</b>	<b>-</b>	<b>-</b>	<b>-</b>	<b>-</b>	<b>-</b>	<b>-</b>
<b>Gray:</b>												
G.M. . . . .	-	-	62	31	-	93	-	-	-	-	-	-
S.M. . . . .	60	117	784	856	342	2,159	-	-	-	-	-	-
M. . . . .	28	450	2,236	381	2,033	5,128	-	21	-	32	18	71
S.L.M. . . . .	9	154	1,731	1,192	2,788	5,874	-	-	-	5	7	12
<b>Total</b>	<b>97</b>	<b>721</b>	<b>4,813</b>	<b>2,460</b>	<b>5,163</b>	<b>13,254</b>	<b>-</b>	<b>21</b>	<b>-</b>	<b>37</b>	<b>25</b>	<b>83</b>
<b>Below Grade. . .</b>	<b>37</b>	<b>79</b>	<b>1,300</b>	<b>1,782</b>	<b>23,341</b>	<b>26,539</b>	<b>-</b>	<b>-</b>	<b>-</b>	<b>-</b>	<b>-</b>	<b>-</b>
<b>All grades . . .</b>	<b>534,615</b>	<b>324,936</b>	<b>620,183</b>	<b>583,589</b>	<b>1,509,252</b>	<b>1/3,572,575</b>	<b>-</b>	<b>1,876</b>	<b>3,152</b>	<b>1,921</b>	<b>377</b>	<b>1/ 7,326</b>
<b>Grade Index. . .</b>	<b>99.3</b>	<b>96.7</b>	<b>94.7</b>	<b>88.7</b>	<b>82.7</b>	<b>89.5</b>	<b>-</b>	<b>99.3</b>	<b>93.0</b>	<b>88.5</b>	<b>84.2</b>	<b>93.0</b>
<b>Staple (Inches)</b>												
13/16 & shorter.	650	896	2,311	3,220	42,906	49,983	-	-	-	-	-	-
7/8. . . . .	7,578	8,699	18,873	21,190	225,157	281,497	-	-	-	-	-	-
29/32. . . . .	16,426	28,314	41,778	46,289	319,714	452,521	-	-	-	-	-	-
15/16. . . . .	38,275	65,684	97,771	114,005	509,507	825,242	-	-	-	16	12	28
31/32. . . . .	62,259	62,782	115,854	131,215	249,896	622,006	-	-	25	444	66	535
1. . . . .	120,020	56,024	114,746	117,449	96,421	504,660	-	85	1,060	1,183	208	2,536
1-1/32. . . . .	185,238	39,818	90,261	55,431	21,889	392,637	-	776	1,671	272	79	2,798
1-1/16. . . . .	91,026	22,478	31,542	13,491	11,268	169,805	-	994	396	6	12	1,408
1-3/32. . . . .	10,711	6,945	6,965	8,969	11,967	45,557	-	21	-	-	-	21
1-1/8. . . . .	1,621	10,899	28,266	50,149	19,188	110,123	-	-	-	-	-	-
1-5/32. . . . .	529	21,610	69,923	21,976	1,339	115,377	-	-	-	-	-	-
1-3/16. . . . .	105	754	1,848	195	-	2,902	-	-	-	-	-	-
1-7/32. . . . .	177	33	45	-	-	255	-	-	-	-	-	-
1-1/4 & longer .	-	-	-	10	-	10	-	-	-	-	-	-
<b>All staples. . .</b>	<b>534,615</b>	<b>324,936</b>	<b>620,183</b>	<b>583,589</b>	<b>1,509,252</b>	<b>1/3,572,575</b>	<b>-</b>	<b>1,876</b>	<b>3,152</b>	<b>1,921</b>	<b>377</b>	<b>1/ 7,326</b>
<b>Average staple (32nd inches) .</b>	<b>32.4</b>	<b>31.8</b>	<b>32.2</b>	<b>31.7</b>	<b>29.9</b>	<b>31.1</b>	<b>-</b>	<b>33.5</b>	<b>32.8</b>	<b>31.9</b>	<b>32.0</b>	<b>32.7</b>

1/ As reported by the Bureau of the Census, running bales.



ALABAMA  
DISTRICTS FOR COTTON  
QUALITY REPORTS



ARIZONA  
DISTRICTS FOR COTTON  
QUALITY REPORTS

Table 42. -- Grade and staple of upland cotton ginned, by States and districts, 1957-58

Grade and staple	ALABAMA				ARIZONA				Ginned in the State
	Ginned in District			Ginned in the State	Ginned in District				
	1	2	3		1	2	3	4	
Grade	Bales	Bales	Bales	Bales	Bales	Bales	Bales	Bales	Bales
<b>White:</b>									
G.M. . . . .	116	56	10	182	67	206	230	977	1,480
S.M. . . . .	28,480	21,456	12,451	62,387	4,289	33,908	27,731	5,760	71,688
M. . . . .	47,548	57,453	47,134	152,135	19,633	111,684	86,941	8,376	226,634
S.L.M. . . . .	36,556	24,341	12,659	73,556	9,349	103,581	124,326	8,743	245,999
L.M. . . . .	44,945	16,734	6,203	67,882	1,222	10,131	18,479	3,960	33,792
S.O.O. . . . .	19,324	5,528	1,467	26,319	85	1,290	3,316	769	5,460
G.O. . . . .	3,160	1,091	619	4,870	10	139	511	70	730
<b>Total</b>	<b>180,129</b>	<b>126,659</b>	<b>80,543</b>	<b>387,331</b>	<b>34,655</b>	<b>260,939</b>	<b>261,534</b>	<b>28,655</b>	<b>585,783</b>
<b>Spotted:</b>									
G.M. . . . .	-	-	-	-	-	85	21	85	191
S.M. . . . .	3,243	1,816	1,992	7,051	6,865	5,624	3,760	2,269	18,518
M. . . . .	24,097	7,898	5,121	37,106	10,772	13,778	11,800	1,777	38,127
S.L.M. . . . .	28,791	9,753	2,643	41,187	2,580	13,152	16,751	1,788	34,271
L.M. . . . .	16,121	6,829	6,246	29,196	329	3,878	7,733	642	12,582
<b>Total</b>	<b>72,252</b>	<b>26,286</b>	<b>16,002</b>	<b>114,540</b>	<b>20,546</b>	<b>36,517</b>	<b>40,065</b>	<b>6,561</b>	<b>103,689</b>
<b>Tinged:</b>									
G.M. . . . .	-	-	-	-	-	-	10	-	10
S.M. . . . .	-	-	-	-	-	50	-	19	69
M. . . . .	9	15	-	24	-	10	74	110	194
S.L.M. . . . .	200	15	-	215	-	30	77	37	144
L.M. . . . .	460	5	-	465	-	-	9	-	9
<b>Total</b>	<b>669</b>	<b>35</b>	<b>-</b>	<b>704</b>	<b>-</b>	<b>90</b>	<b>170</b>	<b>166</b>	<b>426</b>
<b>Gray:</b>									
G.M. . . . .	-	-	-	-	-	26	28	61	115
S.M. . . . .	3,008	1,040	10	4,058	41	748	1,738	119	2,646
M. . . . .	9,300	4,787	326	14,413	233	5,909	9,303	60	15,505
S.L.M. . . . .	2,247	524	91	2,862	93	875	1,526	9	2,503
<b>Total</b>	<b>14,555</b>	<b>6,351</b>	<b>427</b>	<b>21,333</b>	<b>367</b>	<b>7,558</b>	<b>12,595</b>	<b>249</b>	<b>20,769</b>
<b>Below Grade. . . .</b>	<b>722</b>	<b>279</b>	<b>1,898</b>	<b>2,899</b>	<b>10</b>	<b>324</b>	<b>1,192</b>	<b>28</b>	<b>1,554</b>
<b>All grades . . . .</b>	<b>268,327</b>	<b>159,610</b>	<b>98,870</b>	<b>1/ 526,807</b>	<b>55,578</b>	<b>305,428</b>	<b>315,556</b>	<b>35,659</b>	<b>1/ 712,221</b>
<b>Grade index. . . .</b>	<b>90.0</b>	<b>93.9</b>	<b>95.0</b>	<b>92.1</b>	<b>96.4</b>	<b>96.0</b>	<b>94.2</b>	<b>95.2</b>	<b>95.2</b>
<b>Staple (inches)</b>									
13/16 & shorter. . .	24	21	30	75	-	10	9	10	29
7/8. . . . .	616	251	1,034	1,901	181	280	266	62	789
29/32. . . . .	1,046	325	547	1,918	-	-	-	-	-
15/16. . . . .	16,716	5,611	5,555	27,882	1,140	2,619	3,669	963	8,391
31/32. . . . .	56,740	14,996	5,219	76,955	516	6,913	10,371	29	17,829
1 . . . . .	86,357	41,191	23,967	151,515	3,388	21,188	21,950	1,041	47,567
1-1/32 . . . . .	76,500	68,825	43,435	188,760	22,847	97,413	92,234	832	213,326
1-1/16 . . . . .	29,087	27,558	18,841	75,486	26,129	176,752	185,215	3,628	391,724
1-3/32 . . . . .	1,217	790	242	2,249	1,367	253	1,670	9,537	12,827
1-1/8. . . . .	24	42	-	66	10	-	141	11,640	11,791
1-5/32 . . . . .	-	-	-	-	-	-	31	7,562	7,593
1-3/16 . . . . .	-	-	-	-	-	-	-	355	355
1-7/32 . . . . .	-	-	-	-	-	-	-	-	-
1-1/4 & longer . . .	-	-	-	-	-	-	-	-	-
<b>All staples. . . .</b>	<b>268,327</b>	<b>159,610</b>	<b>98,870</b>	<b>1/ 526,807</b>	<b>55,578</b>	<b>305,428</b>	<b>315,556</b>	<b>35,659</b>	<b>1/ 712,221</b>
<b>Average staple (32nd inches) . .</b>	<b>32.2</b>	<b>32.6</b>	<b>32.6</b>	<b>32.4</b>	<b>33.4</b>	<b>33.4</b>	<b>33.4</b>	<b>35.4</b>	<b>33.5</b>

1/ As reported by the Bureau of the Census, running bales.





Table 43. -- Grade and staple of upland cotton ginned, by States and districts, 1957-58

Grade and staple	ARKANSAS					CALIFORNIA		
	Ginned in District				Ginned in the State	Ginned in District		Ginned in the State
	1	2	3	4		1	2	
Grade	Bales	Bales	Bales	Bales	Bales	Bales	Bales	Bales
<b>White:</b>								
G.M. . . . .	-	701	8	176	885	16,191	435	16,626
S.M. . . . .	528	39,287	1,455	6,149	47,419	176,288	20,271	196,559
M. . . . .	7,335	176,196	19,147	121,293	323,971	495,922	49,492	545,414
S.L.M. . . . .	5,821	61,492	17,026	68,471	152,810	550,624	31,412	582,036
L.M. . . . .	450	9,127	3,917	26,131	39,625	74,028	10,063	84,091
S.G.O. . . . .	58	939	370	3,555	4,922	15,680	1,142	16,822
G.O. . . . .	9	178	16	336	539	2,733	153	2,886
<b>Total</b>	<b>14,201</b>	<b>287,920</b>	<b>41,939</b>	<b>226,111</b>	<b>570,171</b>	<b>1,331,466</b>	<b>112,968</b>	<b>1,444,434</b>
<b>Spotted:</b>								
G.M. . . . .	-	81	-	10	91	21	215	236
S.M. . . . .	390	15,914	1,086	7,309	24,699	3,067	9,014	12,081
M. . . . .	2,356	59,275	6,867	37,364	105,862	10,674	8,640	19,314
S.L.M. . . . .	2,168	51,891	8,519	56,142	118,720	8,797	3,429	12,226
L.M. . . . .	1,935	62,132	5,413	25,651	95,131	4,515	851	5,366
<b>Total</b>	<b>6,849</b>	<b>189,293</b>	<b>21,885</b>	<b>126,476</b>	<b>344,503</b>	<b>27,074</b>	<b>22,149</b>	<b>49,223</b>
<b>Tinged:</b>								
G.M. . . . .	-	-	-	-	-	-	-	-
S.M. . . . .	-	19	-	-	19	10	-	10
M. . . . .	121	1,034	95	990	2,240	73	-	73
S.L.M. . . . .	260	11,501	225	3,505	15,491	190	31	221
L.M. . . . .	425	19,931	505	2,962	23,823	168	-	168
<b>Total</b>	<b>806</b>	<b>32,485</b>	<b>825</b>	<b>7,457</b>	<b>41,573</b>	<b>441</b>	<b>31</b>	<b>472</b>
<b>Yellow Stained:</b>								
G.M. . . . .	-	-	-	-	-	-	-	-
S.M. . . . .	-	-	-	9	9	-	-	-
M. . . . .	59	239	-	82	380	-	-	-
<b>Total</b>	<b>59</b>	<b>239</b>	<b>-</b>	<b>91</b>	<b>389</b>	<b>-</b>	<b>-</b>	<b>-</b>
<b>Gray:</b>								
G.M. . . . .	-	-	-	-	-	1,365	-	1,365
S.M. . . . .	-	59	24	129	212	24,719	1,710	26,429
M. . . . .	-	259	322	525	1,106	25,009	2,353	27,362
S.L.M. . . . .	-	111	119	47	277	6,795	257	7,052
<b>Total</b>	<b>-</b>	<b>429</b>	<b>465</b>	<b>701</b>	<b>1,595</b>	<b>57,888</b>	<b>4,320</b>	<b>62,208</b>
Below Grade. . . .	127	5,240	295	986	6,648	527	95	622
<b>All grades . . . .</b>	<b>22,042</b>	<b>515,606</b>	<b>65,409</b>	<b>361,822</b>	<b>1/ 964,879</b>	<b>1,417,396</b>	<b>139,563</b>	<b>1/ 1,556,959</b>
<b>Grade index. . . .</b>	<b>92.2</b>	<b>91.5</b>	<b>91.8</b>	<b>91.7</b>	<b>91.6</b>	<b>96.3</b>	<b>96.4</b>	<b>96.3</b>
<b>Staple (inches)</b>								
13/16 & shorter. . .	9	-	-	-	9	-	-	-
7/8. . . . .	173	275	59	-	507	99	235	334
29/32. . . . .	561	435	369	104	1,469	56	10	66
15/16. . . . .	1,645	5,552	1,475	366	9,038	732	1,546	2,278
31/32. . . . .	1,347	8,059	1,322	1,106	11,834	1,854	862	2,716
1 . . . . .	3,438	43,171	8,073	13,429	68,111	10,596	6,136	16,732
1-1/32 . . . . .	7,532	124,640	24,757	104,374	261,303	72,287	70,121	142,408
1-1/16 . . . . .	6,071	237,280	26,213	193,694	463,258	1,120,209	57,060	1,177,269
1-3/32 . . . . .	1,256	83,757	3,079	46,734	134,826	205,252	3,252	208,504
1-1/8. . . . .	10	11,517	62	1,752	13,341	6,210	244	6,454
1-5/32 . . . . .	-	870	-	8	878	101	77	178
1-3/16 . . . . .	-	39	-	77	116	-	20	20
1-7/32 . . . . .	-	-	-	108	108	-	-	-
1-1/4 & longer. . .	-	11	-	70	81	-	-	-
<b>All staples. . . .</b>	<b>22,042</b>	<b>515,606</b>	<b>65,409</b>	<b>361,822</b>	<b>1/ 964,879</b>	<b>1,417,396</b>	<b>139,563</b>	<b>1/ 1,556,959</b>
<b>Average staple (32nd inches) . .</b>	<b>32.7</b>	<b>33.7</b>	<b>33.2</b>	<b>33.8</b>	<b>33.7</b>	<b>34.1</b>	<b>33.4</b>	<b>34.0</b>

1/ As reported by the Bureau of the Census, running bales.

**GEORGIA**  
DISTRICTS FOR COTTON  
QUALITY REPORTS



**LOUISIANA**  
DISTRICTS FOR COTTON  
QUALITY REPORTS

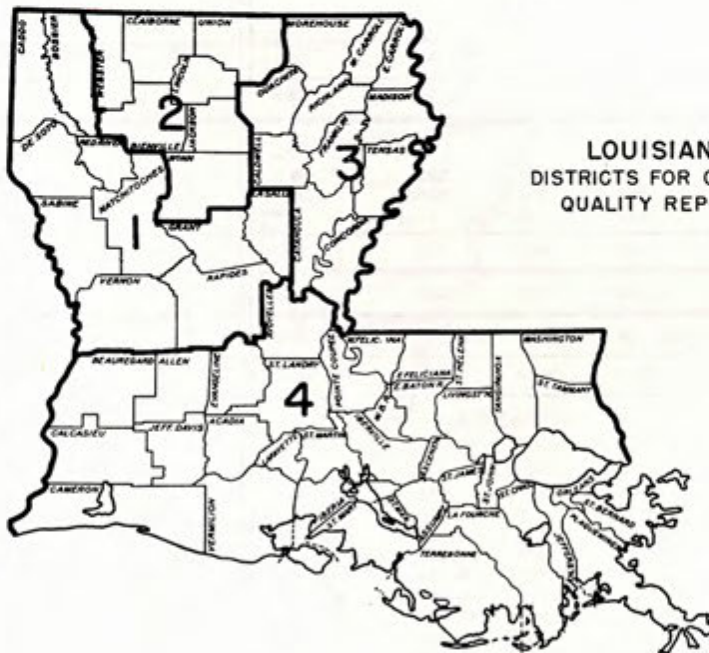
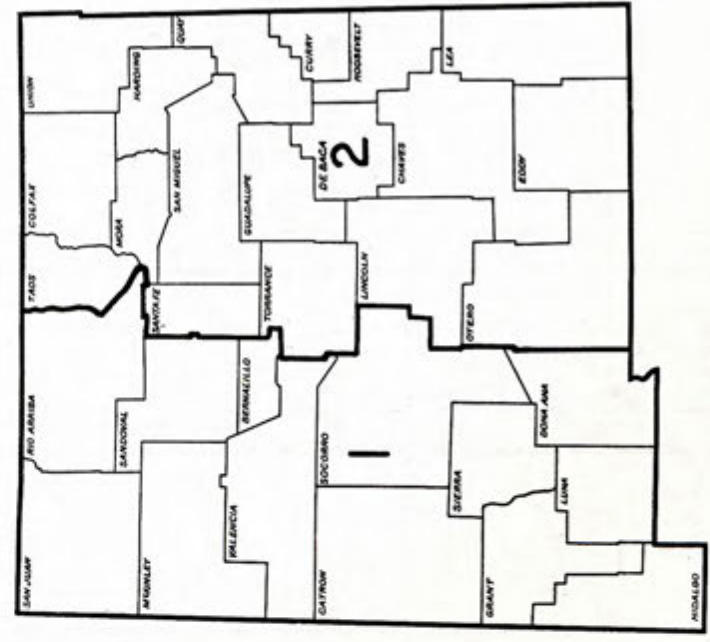


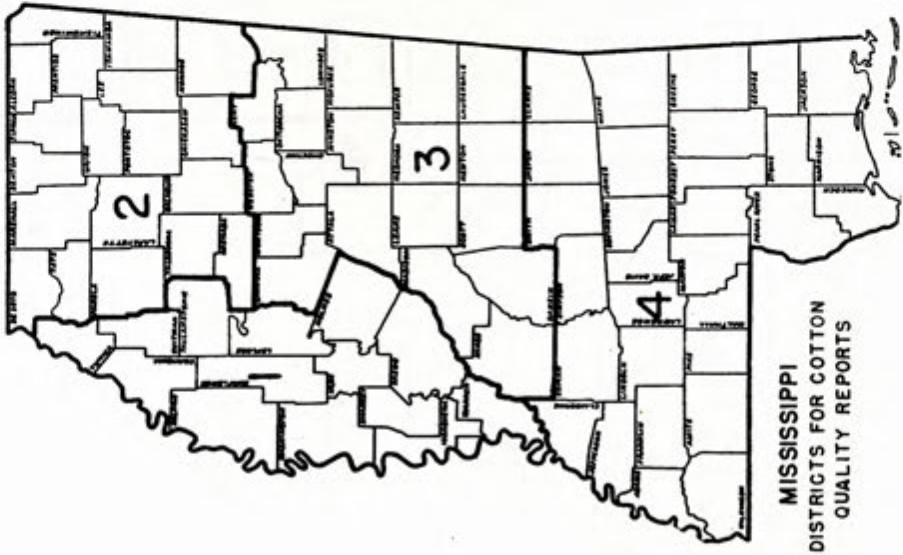
Table 44. -- Grade and staple of upland cotton ginned, by States and districts, 1957-58

Grade and staple	GEORGIA				LOUISIANA				
	Ginned in District			Ginned in the State	Ginned in District				Ginned in the State
	1	2	3		1	2	3	4	
<u>Grade</u>	<u>Bales</u>	<u>Bales</u>	<u>Bales</u>	<u>Bales</u>	<u>Bales</u>	<u>Bales</u>	<u>Bales</u>	<u>Bales</u>	<u>Bales</u>
White:									
G.M. . . . .	-	-	-	-	-	-	405	11	416
S.M. . . . .	6,521	9,958	2,924	19,403	523	104	14,406	5,949	20,982
M. . . . .	28,754	95,911	45,058	169,723	10,935	2,053	45,352	24,958	83,298
S.L.M. . . . .	19,507	29,576	26,974	76,057	21,061	3,560	56,057	18,392	99,070
L.M. . . . .	12,412	6,920	8,268	27,600	10,274	309	15,918	5,861	32,362
S.O.O. . . . .	3,176	2,412	3,413	9,001	1,365	-	1,652	400	3,417
G.O. . . . .	396	171	184	751	70	16	78	100	264
<b>Total</b>	<b>70,766</b>	<b>144,948</b>	<b>86,821</b>	<b>302,535</b>	<b>44,228</b>	<b>6,042</b>	<b>133,868</b>	<b>55,671</b>	<b>239,809</b>
Spotted:									
G.M. . . . .	-	-	-	-	9	-	-	-	9
S.M. . . . .	2,096	4,264	2,409	8,769	240	19	1,910	393	2,562
M. . . . .	8,562	6,574	4,021	19,157	4,446	1,260	10,328	5,370	21,404
S.L.M. . . . .	16,356	6,924	1,647	24,927	17,191	440	21,758	8,965	48,354
L.M. . . . .	11,501	6,770	1,588	19,859	10,773	231	16,002	2,895	29,901
<b>Total</b>	<b>38,515</b>	<b>24,532</b>	<b>9,665</b>	<b>72,712</b>	<b>32,659</b>	<b>1,950</b>	<b>49,998</b>	<b>17,623</b>	<b>102,230</b>
Tinged:									
G.M. . . . .	-	-	-	-	-	-	-	-	-
S.M. . . . .	-	-	-	-	-	-	-	-	-
M. . . . .	-	-	-	-	-	-	32	-	32
S.L.M. . . . .	9	-	-	9	513	20	431	-	964
L.M. . . . .	-	9	-	9	153	-	277	-	430
<b>Total</b>	<b>9</b>	<b>9</b>	<b>-</b>	<b>18</b>	<b>666</b>	<b>20</b>	<b>740</b>	<b>-</b>	<b>1,426</b>
Yellow Stained:									
G.M. . . . .	-	-	-	-	-	-	-	-	-
S.M. . . . .	-	-	-	-	-	-	-	-	-
M. . . . .	-	-	-	-	-	-	6	-	6
<b>Total</b>	<b>-</b>	<b>-</b>	<b>-</b>	<b>-</b>	<b>-</b>	<b>-</b>	<b>6</b>	<b>-</b>	<b>6</b>
Gray:									
G.M. . . . .	-	-	-	-	-	-	-	-	-
S.M. . . . .	75	26	69	170	8	-	49	9	66
M. . . . .	4,129	794	2,838	7,761	96	-	663	64	823
S.L.M. . . . .	1,806	308	1,583	3,697	137	-	376	55	568
<b>Total</b>	<b>6,010</b>	<b>1,128</b>	<b>4,490</b>	<b>11,628</b>	<b>241</b>	<b>-</b>	<b>1,088</b>	<b>128</b>	<b>1,457</b>
Below Grade. . . .	801	1,769	128	2,698	463	-	358	92	913
All grades . . . .	116,101	172,386	101,104	1/ 389,591	78,257	8,012	186,058	73,514	1/ 345,841
Grade index. . . .	90.2	95.7	94.6	93.8	87.9	93.9	92.2	93.8	91.6
<u>Staple (inches)</u>									
13/16 & shorter. . .	-	-	12	12	-	-	-	-	-
7/8. . . . .	131	281	16	428	-	32	265	-	297
29/32. . . . .	774	315	51	1,140	24	8	59	-	91
15/16. . . . .	6,054	2,385	445	8,884	41	61	711	81	894
31/32. . . . .	20,247	7,828	1,179	29,254	84	124	942	46	1,196
1 . . . . .	36,421	38,271	13,029	87,721	1,422	973	6,793	1,254	10,442
1-1/32 . . . . .	39,311	97,845	46,964	184,120	24,750	3,950	61,866	18,054	108,620
1-1/16 . . . . .	12,056	25,190	38,108	75,354	50,143	2,814	109,627	52,529	215,113
1-3/32 . . . . .	1,107	271	1,289	2,667	1,737	50	5,723	1,550	9,060
1-1/8. . . . .	-	-	11	11	56	-	72	-	128
1-5/32 . . . . .	-	-	-	-	-	-	-	-	-
1-3/16 . . . . .	-	-	-	-	-	-	-	-	-
1-7/32 . . . . .	-	-	-	-	-	-	-	-	-
1-1/4 & longer . . .	-	-	-	-	-	-	-	-	-
<b>All staples. . . .</b>	<b>116,101</b>	<b>172,386</b>	<b>101,104</b>	<b>1/ 389,591</b>	<b>78,257</b>	<b>8,012</b>	<b>186,058</b>	<b>73,514</b>	<b>1/ 345,841</b>
Average staple (32nd inches) . . . .	32.3	32.8	33.2	32.7	33.7	33.2	33.6	33.7	33.6

1/ As reported by the Bureau of the Census, running bales.



NEW MEXICO  
DISTRICTS FOR COTTON  
QUALITY REPORTS

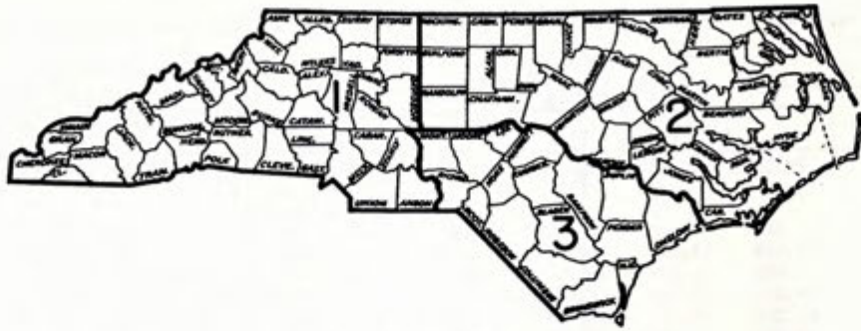


MISSISSIPPI  
DISTRICTS FOR COTTON  
QUALITY REPORTS

Table 45. -- Grade and staple of upland cotton ginned, by States and districts, 1957-58

Grade and staple	MISSISSIPPI					NEW MEXICO		
	Ginned in District				Ginned in the State	Ginned in District		Ginned in the State
	1	2	3	4		1	2	
Grade	Bales	Bales	Bales	Bales	Bales	Bales	Bales	
<b>White:</b>								
S.G.M. . . . .	-	-	-	-	-	-	10	10
G.M. . . . .	622	141	-	136	899	5,436	4,425	9,861
S.M. . . . .	21,029	14,655	7,569	8,499	51,752	19,322	23,323	42,645
M. . . . .	114,893	52,770	39,001	29,352	236,016	19,842	28,292	48,134
S.L.M. . . . .	164,233	70,334	22,383	14,510	271,460	11,090	20,780	31,870
L.M. . . . .	80,339	14,911	16,919	5,299	117,468	1,659	5,569	7,228
S.G.O. . . . .	13,883	2,856	5,419	859	23,017	238	1,411	1,649
G.O. . . . .	1,474	728	293	56	2,551	53	541	594
<b>Total</b>	<b>396,473</b>	<b>156,395</b>	<b>91,584</b>	<b>58,711</b>	<b>703,163</b>	<b>57,640</b>	<b>84,351</b>	<b>141,991</b>
<b>Spotted:</b>								
G.M. . . . .	8	-	-	-	8	263	146	409
S.M. . . . .	9,068	1,690	1,244	723	12,725	6,535	10,903	17,438
M. . . . .	57,414	19,477	9,325	3,288	89,504	3,810	14,586	18,396
S.L.M. . . . .	95,824	20,545	13,322	4,025	133,716	2,952	16,963	19,915
L.M. . . . .	91,906	11,062	6,669	3,351	112,988	3,095	9,238	12,333
<b>Total</b>	<b>254,220</b>	<b>52,774</b>	<b>30,560</b>	<b>11,387</b>	<b>348,941</b>	<b>16,655</b>	<b>51,836</b>	<b>68,491</b>
<b>Tinged:</b>								
G.M. . . . .	-	-	-	-	-	-	-	-
S.M. . . . .	9	-	-	-	9	-	68	68
M. . . . .	152	298	10	-	460	65	504	569
S.L.M. . . . .	2,128	684	40	-	2,852	65	566	631
L.M. . . . .	3,381	1,175	20	-	4,576	7	53	60
<b>Total</b>	<b>5,670</b>	<b>2,157</b>	<b>70</b>	<b>-</b>	<b>7,897</b>	<b>137</b>	<b>1,191</b>	<b>1,328</b>
<b>Yellow Stained:</b>								
G.M. . . . .	-	-	-	-	-	-	-	-
S.M. . . . .	-	-	-	-	-	-	-	-
M. . . . .	23	10	-	-	33	-	21	21
<b>Total</b>	<b>23</b>	<b>10</b>	<b>-</b>	<b>-</b>	<b>33</b>	<b>-</b>	<b>21</b>	<b>21</b>
<b>Gray:</b>								
G.M. . . . .	8	-	-	-	8	-	-	-
S.M. . . . .	53	147	-	9	209	16	90	106
M. . . . .	1,098	864	56	9	2,027	-	88	88
S.L.M. . . . .	932	88	37	-	1,057	-	60	60
<b>Total</b>	<b>2,091</b>	<b>1,099</b>	<b>93</b>	<b>18</b>	<b>3,301</b>	<b>16</b>	<b>238</b>	<b>254</b>
Below Grade. . . .	5,717	776	93	176	6,762	626	1,436	2,062
All grades . . . .	664,194	213,211	122,400	70,292	1/ 1,070,097	75,074	139,073	1/ 214,147
Grade index. . . .	89.1	92.7	92.1	95.2	90.6	97.6	93.8	95.1
<b>Staple (inches)</b>								
13/16 & shorter. . .	-	7	-	9	16	7	617	624
7/8. . . . .	12	144	19	39	214	185	4,431	4,616
29/32. . . . .	-	108	72	42	222	-	2,519	2,519
15/16. . . . .	2,858	1,825	890	393	5,966	3,144	13,967	17,111
31/32. . . . .	714	1,739	679	462	3,594	191	2,526	2,717
1 . . . . .	26,708	13,497	14,020	7,092	61,317	1,837	12,395	14,232
1-1/32 . . . . .	206,855	64,670	45,571	26,868	343,964	550	6,295	6,845
1-1/16 . . . . .	357,656	116,195	52,324	31,462	557,637	1,523	12,508	14,031
1-3/32 . . . . .	62,757	13,796	8,254	3,726	88,533	6,734	15,731	22,465
1-1/8. . . . .	5,740	1,177	479	181	7,577	31,127	52,975	84,102
1-5/32 . . . . .	894	9	45	9	957	29,172	14,538	43,710
1-3/16 . . . . .	-	18	37	9	64	106	514	620
1-7/32 . . . . .	-	-	-	-	-	36	23	59
1-1/4 & longer . . .	-	26	10	-	36	462	34	496
All staples. . . .	664,194	213,211	122,400	70,292	1/ 1,070,097	75,074	139,073	1/ 214,147
Average staple (32nd inches) . . .	33.7	33.6	33.4	33.4	33.6	35.9	34.2	34.8

1/ As reported by the Bureau of the Census, running bales.



**NORTH CAROLINA  
DISTRICTS FOR COTTON  
QUALITY REPORTS**



**OKLAHOMA  
DISTRICTS FOR COTTON  
QUALITY REPORTS**

Table 46. -- Grade and staple of upland cotton ginned, by States and districts, 1957-58

Grade and staple	NORTH CAROLINA				OKLAHOMA			
	Ginned in District			Ginned in the State	Ginned in District			Ginned in the State
	1	2	3		1	2	3	
	<u>Bales</u>	<u>Bales</u>	<u>Bales</u>	<u>Bales</u>	<u>Bales</u>	<u>Bales</u>	<u>Bales</u>	<u>Bales</u>
<b>White:</b>								
G.M. . . . .	-	-	-	-	49	-	-	49
S.M. . . . .	206	859	1,708	2,773	2,509	24	101	2,634
M. . . . .	12,191	20,485	13,237	45,913	10,694	1,153	1,691	13,538
S.L.M. . . . .	21,744	48,105	25,246	95,095	12,659	2,866	4,058	19,583
L.M. . . . .	4,876	31,581	20,102	56,559	3,016	1,914	2,049	6,979
S.G.O. . . . .	419	3,516	4,551	8,486	132	472	410	1,014
G.O. . . . .	130	332	109	571	-	24	70	94
<b>Total</b>	<b>39,566</b>	<b>104,878</b>	<b>64,953</b>	<b>209,397</b>	<b>29,059</b>	<b>6,453</b>	<b>8,379</b>	<b>43,891</b>
<b>Spotted:</b>								
G.M. . . . .	-	-	-	-	33	-	-	33
S.M. . . . .	474	-	253	727	4,160	5	203	4,368
M. . . . .	4,894	733	1,301	6,928	27,067	1,159	2,939	31,165
S.L.M. . . . .	3,009	643	2,605	6,257	61,325	1,398	3,882	66,605
L.M. . . . .	1,441	259	1,630	3,330	12,993	2,229	2,873	18,095
<b>Total</b>	<b>9,818</b>	<b>1,635</b>	<b>5,789</b>	<b>17,242</b>	<b>105,578</b>	<b>4,791</b>	<b>9,897</b>	<b>120,266</b>
<b>Tinged:</b>								
G.M. . . . .	-	-	-	-	-	-	-	-
S.M. . . . .	-	-	-	-	256	-	-	256
M. . . . .	7	-	-	7	10,999	43	316	11,358
S.L.M. . . . .	24	-	-	24	33,232	1,346	3,097	37,675
L.M. . . . .	114	-	6	120	17,484	2,303	4,187	23,974
<b>Total</b>	<b>145</b>	<b>-</b>	<b>6</b>	<b>151</b>	<b>61,971</b>	<b>3,692</b>	<b>7,600</b>	<b>73,263</b>
<b>Yellow Stained:</b>								
G.M. . . . .	-	-	-	-	-	-	-	-
S.M. . . . .	-	-	-	-	214	-	-	214
M. . . . .	-	-	-	-	8,442	5	585	9,032
<b>Total</b>	<b>-</b>	<b>-</b>	<b>-</b>	<b>-</b>	<b>8,656</b>	<b>5</b>	<b>585</b>	<b>9,246</b>
<b>Gray:</b>								
G.M. . . . .	-	-	-	-	-	-	-	-
S.M. . . . .	144	287	26	457	32	-	-	32
M. . . . .	524	4,962	1,536	7,022	11	-	-	11
S.L.M. . . . .	199	704	531	1,434	-	-	-	-
<b>Total</b>	<b>867</b>	<b>5,953</b>	<b>2,093</b>	<b>8,913</b>	<b>43</b>	<b>-</b>	<b>-</b>	<b>43</b>
<b>Below Grade. . . .</b>	<b>70</b>	<b>109</b>	<b>72</b>	<b>251</b>	<b>8,356</b>	<b>1,489</b>	<b>2,450</b>	<b>12,295</b>
<b>All grades . . . .</b>	<b>50,466</b>	<b>112,575</b>	<b>72,913</b>	<b>1/ 235,954</b>	<b>213,663</b>	<b>16,430</b>	<b>28,911</b>	<b>1/ 259,004</b>
<b>Grade index. . . .</b>	<b>92.9</b>	<b>91.3</b>	<b>90.5</b>	<b>91.4</b>	<b>82.1</b>	<b>80.9</b>	<b>80.8</b>	<b>81.8</b>
<b>Staple (inches)</b>								
13/16 & shorter. . .	-	-	-	-	4,400	26	380	4,806
7/8. . . . .	34	71	5	110	26,966	454	2,702	30,122
29/32. . . . .	39	16	30	85	45,648	1,363	5,058	52,069
15/16. . . . .	941	573	842	2,356	71,224	5,499	8,106	84,829
31/32. . . . .	3,742	6,677	4,407	14,826	40,117	3,906	4,464	48,487
1 . . . . .	14,543	36,890	23,868	75,301	16,995	2,581	2,452	22,028
1-1/32. . . . .	21,952	50,638	30,198	102,788	6,215	1,752	1,755	9,722
1-1/16. . . . .	7,496	16,731	12,590	36,817	1,596	678	2,655	4,929
1-3/32. . . . .	1,355	931	866	3,152	229	133	646	1,008
1-1/8. . . . .	364	40	99	503	186	38	456	680
1-5/32. . . . .	-	8	8	16	33	-	206	239
1-3/16. . . . .	-	-	-	-	45	-	31	76
1-7/32. . . . .	-	-	-	-	9	-	-	9
1-1/4 & longer. . .	-	-	-	-	-	-	-	-
<b>All staples. . . .</b>	<b>50,466</b>	<b>112,575</b>	<b>72,913</b>	<b>1/ 235,954</b>	<b>213,663</b>	<b>16,430</b>	<b>28,911</b>	<b>1/ 259,004</b>
<b>Average staple (32nd inches) . .</b>	<b>32.7</b>	<b>32.7</b>	<b>32.7</b>	<b>32.7</b>	<b>29.9</b>	<b>30.9</b>	<b>30.7</b>	<b>30.1</b>

1/ As reported by the Bureau of the Census, running bales.



**SOUTH CAROLINA  
DISTRICTS FOR COTTON  
QUALITY REPORTS**



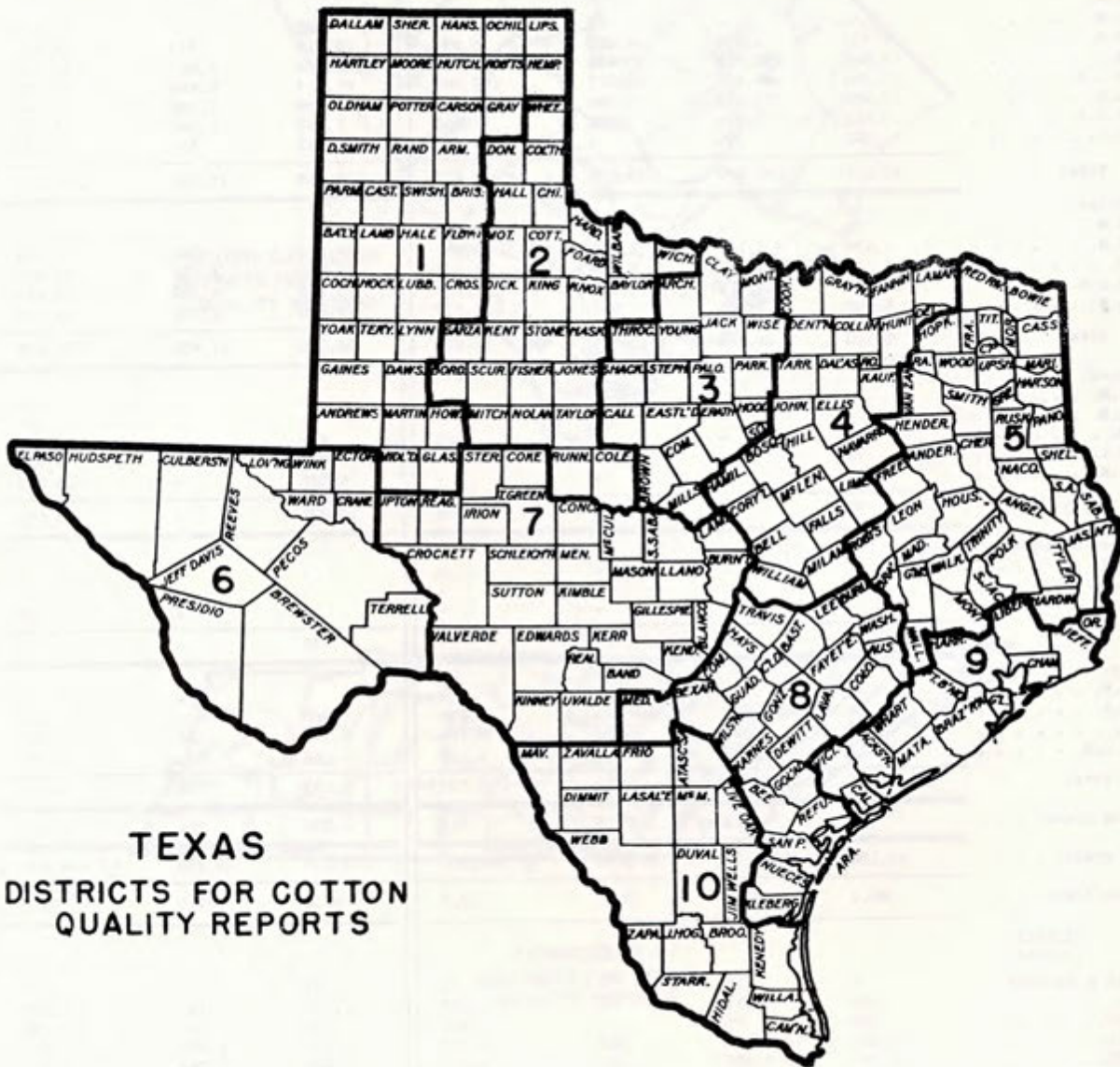
**TENNESSEE  
DISTRICTS FOR COTTON  
QUALITY REPORTS**



Table 47. -- Grade and staple of upland cotton ginned, by States and districts, 1957-58

Grade and staple	SOUTH CAROLINA				TENNESSEE		
	Ginned in District			Ginned in the State	Ginned in District		Ginned in the State
	1	2	3		1	2	
	<u>Grade</u>	<u>Bales</u>	<u>Bales</u>	<u>Bales</u>	<u>Bales</u>	<u>Bales</u>	<u>Bales</u>
White:							
G.M. . . . .	-	-	67	67	125	-	125
S.M. . . . .	777	1,839	4,021	6,637	25,914	747	26,661
M. . . . .	12,949	50,825	36,438	100,212	143,149	2,967	146,116
S.L.M. . . . .	12,746	64,672	24,627	102,045	87,317	8,489	95,806
L.M. . . . .	12,450	27,133	8,186	47,769	10,458	1,908	12,366
S.G.O. . . . .	3,461	3,603	531	7,595	2,720	1,341	4,061
G.O. . . . .	693	399	-	1,092	232	214	446
Total	43,076	148,471	73,870	265,417	269,915	15,666	285,581
Spotted:							
G.M. . . . .	31	-	-	31	-	-	-
S.M. . . . .	1,159	3,111	3,091	7,361	3,939	280	4,219
M. . . . .	7,653	13,112	5,609	26,374	29,236	4,182	33,418
S.L.M. . . . .	11,254	12,719	3,312	27,285	29,198	6,689	35,887
L.M. . . . .	5,086	5,526	867	11,479	26,853	2,301	29,154
Total	25,183	34,468	12,879	72,530	89,226	13,452	102,678
Tinged:							
G.M. . . . .	-	-	-	-	-	-	-
S.M. . . . .	-	-	-	-	33	-	33
M. . . . .	26	-	-	26	479	-	479
S.L.M. . . . .	13	-	-	13	3,824	-	3,824
L.M. . . . .	-	-	-	-	6,535	-	6,535
Total	39	-	-	39	10,871	-	10,871
Yellow Stained:							
G.M. . . . .	-	-	-	-	-	-	-
S.M. . . . .	-	-	-	-	-	-	-
M. . . . .	-	-	-	-	35	-	35
Total	-	-	-	-	35	-	35
Gray:							
G.M. . . . .	-	-	-	-	-	-	-
S.M. . . . .	8	1,826	120	1,954	360	-	360
M. . . . .	426	4,499	337	5,262	1,731	34	1,765
S.L.M. . . . .	327	757	55	1,139	42	-	42
Total	761	7,082	512	8,355	2,133	34	2,167
Below Grade. . . .	95	112	9	216	2,859	101	2,960
All grades . . . .	69,154	190,133	87,270	1/ 346,557	375,039	29,253	1/ 404,292
Grade index. . . .	89.1	92.4	95.5	92.5	93.4	89.0	93.1
	<u>Staple</u> <u>(inches)</u>						
13/16 & shorter. .	9	12	-	21	57	64	121
7/8. . . . .	790	317	-	1,107	1,175	130	1,305
29/32. . . . .	383	26	-	409	795	313	1,108
15/16. . . . .	5,525	3,629	242	9,396	6,131	1,099	7,230
31/32. . . . .	4,381	3,323	311	8,015	2,904	1,049	3,953
1 . . . . .	17,006	29,893	7,379	54,278	26,613	5,038	31,651
1-1/32 . . . . .	31,172	116,974	52,281	200,427	107,410	13,777	121,187
1-1/16 . . . . .	9,711	35,616	26,461	71,788	205,304	7,541	212,845
1-3/32 . . . . .	177	330	570	1,077	23,436	230	23,666
1-1/8. . . . .	-	-	13	13	1,136	12	1,148
1-5/32 . . . . .	-	13	-	13	66	-	66
1-3/16 . . . . .	-	-	-	-	-	-	-
1-7/32 . . . . .	-	-	13	13	-	-	-
1-1/4 & longer . .	-	-	-	-	12	-	12
All staples. . . .	69,154	190,133	87,270	1/ 346,557	375,039	29,253	1/ 404,292
Average staple (32nd inches) . . .	32.5	32.9	33.2	32.9	33.5	32.8	33.5

1/ As reported by the Bureau of the Census, running bales.



TEXAS  
DISTRICTS FOR COTTON  
QUALITY REPORTS

Table 48. -- Grade and staple of upland cotton ginned in Texas, by districts, 1957-58

Grade and staple	Ginned in District										Ginned in the State	
	1	2	3	4	5	6	7	8	9	10		
<b>White:</b>												
S.G.M. . . . .	-	-	-	84	-	-	-	-	-	-	-	84
G.M. . . . .	584	186	-	1,429	161	23,702	-	841	4,578	808	-	32,289
S.M. . . . .	22,304	4,600	-	22,740	6,500	68,043	469	26,345	29,782	85,420	-	266,203
M. . . . .	83,720	22,213	508	93,121	20,774	87,952	296	83,903	39,017	149,776	-	581,280
S.L.M. . . . .	214,738	28,617	1,085	53,496	26,252	33,945	412	38,025	38,273	31,232	-	466,075
L.M. . . . .	117,504	10,648	268	21,907	17,068	2,554	224	14,491	15,730	6,455	-	206,849
S.G.O. . . . .	11,911	882	-	5,244	6,334	893	198	3,647	2,319	1,867	-	33,255
G.O. . . . .	1,191	25	-	828	773	340	72	572	333	356	-	4,490
<b>Total</b>	<b>451,952</b>	<b>67,171</b>	<b>1,861</b>	<b>198,849</b>	<b>77,862</b>	<b>217,429</b>	<b>1,631</b>	<b>167,824</b>	<b>130,032</b>	<b>275,914</b>		<b>1,590,525</b>
<b>Spotted:</b>												
G.M. . . . .	359	464	-	110	13	1,321	-	29	20	31	-	2,347
S.M. . . . .	24,341	24,777	143	11,956	1,837	14,168	1,319	18,627	2,166	10,685	-	109,619
M. . . . .	249,389	109,619	910	35,932	10,106	6,050	2,193	26,253	4,611	15,860	-	460,923
S.L.M. . . . .	590,598	155,466	6,131	78,578	23,190	5,754	4,638	9,786	3,583	8,035	-	885,759
L.M. . . . .	213,456	32,612	3,569	60,987	18,573	6,441	3,959	6,976	1,934	1,880	-	350,387
<b>Total</b>	<b>1,078,143</b>	<b>322,938</b>	<b>10,753</b>	<b>187,163</b>	<b>53,719</b>	<b>33,734</b>	<b>12,109</b>	<b>61,671</b>	<b>12,314</b>	<b>36,491</b>		<b>1,809,035</b>
<b>Tinged:</b>												
G.M. . . . .	-	-	-	-	-	10	-	-	-	-	-	10
S.M. . . . .	102	288	-	-	-	103	-	-	-	-	-	493
M. . . . .	8,385	16,200	156	397	26	374	8	-	-	-	-	25,546
S.L.M. . . . .	18,328	39,319	663	7,114	599	638	712	-	6	-	-	67,379
L.M. . . . .	4,564	14,303	879	7,161	805	189	774	-	-	-	-	28,575
<b>Total</b>	<b>31,379</b>	<b>70,110</b>	<b>1,698</b>	<b>14,672</b>	<b>1,430</b>	<b>1,314</b>	<b>1,494</b>	<b>-</b>	<b>6</b>	<b>-</b>		<b>122,103</b>
<b>Yellow Stained:</b>												
G.M. . . . .	-	-	-	-	-	-	-	-	-	-	-	-
S.M. . . . .	-	114	-	-	-	-	-	-	-	-	-	114
M. . . . .	545	10,138	49	218	-	-	55	-	-	-	-	11,005
<b>Total</b>	<b>545</b>	<b>10,252</b>	<b>49</b>	<b>218</b>	<b>-</b>	<b>-</b>	<b>55</b>	<b>-</b>	<b>-</b>	<b>-</b>		<b>11,119</b>
<b>Gray:</b>												
G.M. . . . .	-	-	-	-	-	93	-	-	-	-	-	93
S.M. . . . .	245	114	-	-	9	1,182	15	22	572	-	-	2,159
M. . . . .	461	68	-	1,538	515	205	-	145	2,196	-	-	5,128
S.L.M. . . . .	192	57	-	3,558	294	27	-	336	1,410	-	-	5,874
<b>Total</b>	<b>898</b>	<b>239</b>	<b>-</b>	<b>5,096</b>	<b>818</b>	<b>1,507</b>	<b>15</b>	<b>503</b>	<b>4,178</b>	<b>-</b>		<b>13,254</b>
<b>Below Grade. . .</b>	<b>9,472</b>	<b>5,660</b>	<b>275</b>	<b>5,390</b>	<b>2,776</b>	<b>967</b>	<b>474</b>	<b>781</b>	<b>395</b>	<b>349</b>		<b>26,539</b>
<b>All grades . . .</b>	<b>1,572,389</b>	<b>476,370</b>	<b>14,636</b>	<b>411,388</b>	<b>136,605</b>	<b>254,951</b>	<b>15,778</b>	<b>230,779</b>	<b>146,925</b>	<b>312,754</b>		<b>1/ 3,572,575</b>
<b>Grade index. . .</b>	<b>86.3</b>	<b>85.7</b>	<b>81.5</b>	<b>88.9</b>	<b>87.8</b>	<b>98.9</b>	<b>83.0</b>	<b>95.6</b>	<b>95.8</b>	<b>99.0</b>		<b>89.5</b>
<b>Staple (inches)</b>												
13/16 & shorter.	27,019	10,410	564	8,744	363	46	138	2,214	12	473		49,983
7/8. . . . .	154,762	58,783	2,374	43,417	2,678	229	4,146	12,697	327	2,084		281,497
29/32. . . . .	218,466	114,643	4,024	72,848	6,779	-	5,268	25,217	2,079	3,197		452,521
15/16. . . . .	443,534	154,763	5,434	126,928	21,511	6,839	3,425	40,309	11,618	10,881		825,242
31/32. . . . .	330,299	80,671	2,041	89,802	26,329	79	985	44,316	27,815	19,669		622,006
1 . . . . .	233,192	36,489	169	49,556	25,012	4,762	924	49,433	38,946	66,177		504,660
1-1/32 . . . . .	121,503	14,978	-	15,747	23,710	1,131	334	40,713	42,583	131,938		392,637
1-1/16 . . . . .	29,281	4,366	6	3,965	22,877	5,435	239	14,080	20,370	69,186		169,805
1-3/32 . . . . .	7,969	781	-	370	5,965	18,778	72	1,606	2,931	7,085		45,557
1-1/8. . . . .	5,701	363	24	11	1,314	100,833	237	165	202	1,273		110,123
1-5/32 . . . . .	628	109	-	-	67	113,993	-	29	42	509		115,377
1-3/16 . . . . .	35	-	-	-	-	2,752	10	-	-	105		2,902
1-7/32 . . . . .	-	14	-	-	-	64	-	-	-	177		255
1-1/4 & longer .	-	-	-	-	-	10	-	-	-	-		10
<b>All staples. . .</b>	<b>1,572,389</b>	<b>476,370</b>	<b>14,636</b>	<b>411,388</b>	<b>136,605</b>	<b>254,951</b>	<b>15,778</b>	<b>230,779</b>	<b>146,925</b>	<b>312,754</b>		<b>1/ 3,572,575</b>
<b>Average staple (32nd inches)</b>	<b>30.5</b>	<b>29.9</b>	<b>29.4</b>	<b>30.1</b>	<b>31.9</b>	<b>36.1</b>	<b>29.5</b>	<b>31.2</b>	<b>32.2</b>	<b>32.8</b>		<b>31.1</b>

1/ As reported by the Bureau of the Census, running bales.

Table 49. -- Grade and staple of upland cotton in the carry-over, United States, August 1, 1957 1/2

Grade	13/16 inch and shorter		7/8 inch		29/32 inch		15/16 inch		31/32 inch		1 inch		1-1/32 inches		1-1/16 inches		1-3/32 inches		1-1/8 inches		1-5/32 inches		1-3/16 inches		1-7/32 inches		1-1/4 inches and longer		All staples				
	Bales	Percent	Bales	Percent	Bales	Percent	Bales	Percent	Bales	Percent	Bales	Percent	Bales	Percent	Bales	Percent	Bales	Percent	Bales	Percent	Bales	Percent	Bales	Percent	Bales	Percent	Bales	Percent	Bales	Percent			
<b>White:</b>																																	
G.M. . . . .	44		279		450		1,010		450		2,078		2,335		5,954		4,188		12,156		17,432		1,327		21		44		47,768	0.4			
S.M. . . . .	3,953	28.414	30,858		41,579		41,579		33,855		71,864		195,169		174,963		67,189		64,156		58,472		10,937		1,539		2,598		745,526	6.6			
M. . . . .	18,912	102.690	102,172		189,448		189,448		179,981		338,781		647,809		552,448		112,528		48,867		14,299		5,461		837		2,985		2,317,126	20.7			
S.L.M. . . . .	11,807	61.375	89,133		189,924		189,924		149,812		343,114		718,062		642,323		69,142		19,002		3,240		1,088		206		679		2,296,907	20.4			
L.M. . . . .	3,136	18.182	24,941		64,165		64,165		53,357		207,622		353,599		203,103		15,409		2,248		462		100		123		83		946,350	8.4			
S.O.O. . . . .	935	4.215	6,020		22,765		22,765		18,299		77,409		108,450		42,792		2,039		204		57		51		3		1		283,249	2.5			
G.O. . . . .	1,012	3.000	1,952		8,043		8,043		6,075		21,124		19,939		5,510		136		57		51		3		1		-		65,933	.6			
<b>Total</b>	39,099	218.193	254,526		515,934		515,934		441,829		1,061,992		2,004,303		1,627,113		270,631		146,690		93,999		18,922		2,797		6,391		6,703,039	59.6			
<b>Spotted:</b>																																	
G.M. . . . .	240	1.246	1,121		1,451		1,451		679		525		413		427		758		1,132		442		227		38		-		8,699	.1			
S.M. . . . .	14,880	73.527	68,664		84,878		84,878		55,853		86,708		108,224		79,474		25,438		13,537		5,616		1,246		150		196		618,991	5.5			
M. . . . .	47,265	191.803	171,994		259,839		259,839		149,864		268,812		360,408		201,872		29,318		9,108		3,219		1,583		43		1,021		1,692,149	15.0			
S.L.M. . . . .	46,086	137.119	117,980		176,670		176,670		106,850		224,042		271,761		132,270		8,699		3,567		974		477		77		77		1,226,572	10.9			
L.M. . . . .	14,229	35.153	26,913		56,448		56,448		39,548		96,603		94,212		39,866		2,603		211		39		39		41		55		1	405,922	3.6		
<b>Total</b>	122,700	438.848	386,672		572,296		572,296		382,794		676,690		835,018		453,909		66,816		27,555		10,490		3,574		286		1,295		3,951,933	35.1			
<b>Tinged:</b>																																	
G.M. . . . .	-		80		266		266		40		8		-		66		38		-		76		-		-		-		576	.2			
S.M. . . . .	1,244	5.864	2,716		5,021		5,021		2,054		3,631		2,611		1,210		615		373		190		116		-		-		25,645	.1			
M. . . . .	19,048	53.910	32,558		37,451		37,451		10,855		10,639		4,765		1,906		640		86		78		38		-		-		171,974	1.5			
S.L.M. . . . .	30,782	99.539	22,262		24,300		24,300		5,058		7,967		3,427		2,500		29		36		-		-		-		-		155,900	1.4			
L.M. . . . .	15,539	13.305	3,418		5,777		5,777		1,788		2,963		1,965		384		205		-		-		-		-		-		-	45,344	.4		
<b>Total</b>	10,188	10.499	3,582		3,972		3,972		815		1,210		262		40		-		-		344		154		-		-		399,439	3.5			
<b>Yellow Stained:</b>																																	
G.M. . . . .	-		-		-		-		-		-		-		-		-		-		-		-		-		-		-	-	-		
S.M. . . . .	423	851	293		827		827		306		264		262		40		-		-		-		-		-		-		2,964	.2			
M. . . . .	9,765	9,648	3,289		3,145		3,145		509		946		-		-		-		-		-		-		-		-		27,605	.2			
<b>Total</b>	10,188	10.499	3,582		3,972		3,972		815		1,210		262		40		-		-		-		-		-		-		30,569	.2			
<b>Gray:</b>																																	
G.M. . . . .	-		1		4		4		4		17		40		21		6		4		2		1		-		-		97	.1			
S.M. . . . .	25	156	147		294		294		191		1,295		4,359		2,512		146		69		10		146		-		1		9,195	.1			
M. . . . .	378	562	601		1,678		1,678		3,040		15,439		31,920		11,686		599		68		2		41		-		-		65,975	.6			
S.L.M. . . . .	262	634	436		1,635		1,635		3,108		12,469		19,718		3,142		225		2		-		-		-		-		41,631	.4			
<b>Total</b>	665	1,353	1,184		3,998		3,998		6,343		29,220		56,037		17,361		936		143		14		42		-	-	2		116,998	1.1			
<b>Below Grade:</b>																																	
G.M. . . . .	9,501	10.030	2,666		8,148		8,148		1,725		9,906		5,837		1,324		38		-		-		-		-		-		-	49,175	.4		
<b>All grades</b>	249,366	811.621	709,584		1,179,753		1,179,753		823,301		1,804,226		2,914,285		2,105,815		339,948		174,863		104,847		22,692		3,083		7,649		7,649	2/11.253.053	100.0		
<b>All grades</b>	Percent	Percent	Percent		Percent		Percent		Percent		Percent		Percent		Percent		Percent		Percent		Percent		Percent		Percent		Percent	Percent	Percent	Percent			
All grades	2.2	7.2	6.3		10.5		10.5		7.3		16.0		25.9		18.7		3.0		1.6		.9		.2		*	.1		100.0					
1/ Revised.																																	
2/ As reported by the Bureau of the Census, running bales.																																	
* Less than 0.05 percent.																																	
Grade index. . . . .																																	
Average staple . . . . .																																	

Grade index. . . . . 91.9  
Average staple . . . . . 32.0

Table 50. -- Grade and staple of upland cotton in the carry-over, United States, August 1, 1959 1/

Grade	13/16 inch and shorter		7/8 inch		29/32 inch		15/16 inch		31/32 inch		1 inch		1-1/32 inches		1-1/16 inches		1-3/32 inches		1-1/8 inches		1-5/32 inches		1-3/16 inches		1-7/32 inches		1-1/4 inches and longer		All staples					
	Bales	Percent	Bales	Percent	Bales	Percent	Bales	Percent	Bales	Percent	Bales	Percent	Bales	Percent	Bales	Percent	Bales	Percent	Bales	Percent	Bales	Percent	Bales	Percent	Bales	Percent	Bales	Percent	Bales	Percent				
<b>White:</b>																																		
G.M.	620	1.192	1,278	1,421	3,234	9,174	3,928	4,183	680	2,039	680	85	2,039	53	28,434	0.3																		
S.M.	3,476	9,457	22,718	35,923	67,886	108,394	170,164	71,671	42,144	1,344	1,344	1,344	1,344	2,706	558,535	6.5																		
M.	917	6,353	19,726	58,125	75,129	162,679	331,659	386,412	108,114	42,998	13,717	4,644	1,433	1,739	1,213,450	14.1																		
S.L.M.	1,329	10,764	36,918	90,995	105,711	203,824	366,629	323,082	57,414	16,990	3,739	668	155	1,218,345	14.3																			
L.M.	1,255	8,332	19,980	50,033	73,338	163,591	169,714	76,795	9,792	2,653	163	66	66	575,712	6.7																			
S.O.O.	631	4,276	17,465	27,910	54,300	32,901	10,099	705	24	86	24	24	24	33	153,599	1.8																		
O.O.	152	1,853	2,050	6,075	6,554	12,934	3,438	52	52	52	52	52	52	52	33,813	0.4																		
Total	4,486	35,676	93,400	246,603	325,849	666,635	1,015,874	976,410	251,891	109,092	37,239	10,971	3,017	4,754	3,791,897	44.1																		
<b>Spotted:</b>																																		
G.M.	200	1,455	1,496	2,828	1,929	1,745	2,315	4,052	1,818	932	521	74	521	74	19,385	0.2																		
S.M.	6,496	39,568	60,862	90,060	74,395	70,260	76,332	54,225	18,025	12,363	2,465	1,343	826	282	507,222	5.9																		
M.	13,212	91,280	147,168	220,230	168,975	182,550	221,657	117,759	23,082	8,226	1,831	707	1,164	1,033	1,198,974	14.0																		
S.L.M.	15,471	103,783	310,044	385,223	205,040	206,465	201,117	83,392	9,489	2,962	505	332	1,148	744	1,585,315	18.4																		
L.M.	9,094	49,863	59,434	109,892	97,221	154,453	134,095	29,634	1,853	446	281	417	37	435	647,135	7.5																		
Total	44,473	345,949	579,004	808,253	547,560	615,473	635,516	289,062	54,267	24,349	5,603	3,073	2,875	2,494	3,957,951	46.0																		
<b>Tinged:</b>																																		
G.M.	79	5,990	5,868	7,345	3,587	2,873	1,037	276	41	87	36	276	41	87	27,240	0.3																		
S.M.	15,703	68,154	50,125	43,310	9,726	3,048	932	193	74	37	74	17	111	111	207,017	2.4																		
M.	25,704	83,291	58,938	53,156	19,229	15,076	9,995	2,177	183	36	37	37	37	37	267,856	3.1																		
S.L.M.	10,247	22,804	9,377	18,363	10,150	16,832	9,599	1,570	76	76	74	74	74	74	99,125	1.2																		
Total	52,154	179,918	124,349	122,334	47,679	44,594	24,539	4,068	417	273	184	111	17	181	601,608	7.0																		
<b>Yellow Stained:</b>																																		
G.M.	441	1,239	1,174	918	155	146	26	26	37	37	37	37	37	37	4,136	0.0																		
S.M.	8,000	19,234	13,676	10,252	1,864	1,288	297	37	37	37	37	37	37	37	54,648	0.6																		
Total	8,441	20,473	14,850	11,170	2,019	1,434	323	37	37	37	37	37	37	37	58,784	0.6																		
<b>Gray:</b>																																		
G.M.	38	117	381	508	41	1,960	4,054	2,954	293	167	174	36	174	36	10,682	0.1																		
S.M.	738	1,527	4,202	7,194	18,668	18,932	17,668	4,350	286	33	33	33	33	33	54,963	0.6																		
S.L.M.	41	1,338	1,608	4,092	7,682	12,502	11,092	2,256	95	95	95	95	95	95	40,706	0.5																		
Total	41	2,114	3,252	8,675	15,425	33,394	32,823	9,560	674	200	207	36	207	36	106,401	1.2																		
Below Grade, . . .	14,264	23,871	7,987	15,405	6,231	12,116	6,147	541	27	-	-	-	-	37	86,626	1.0																		
All grades . . .	123,859	608,001	822,842	1,212,440	944,663	1,373,636	1,715,222	1,280,578	307,313	133,914	43,233	14,191	9,909	7,466 2/3	8,993,267	100.0																		
All staples . . .	1.4	7.1	9.6	14.1	11.0	16.0	19.8	14.9	3.6	1.6	.5	.2	.1	.1	100.0																			

1/ Preliminary.  
 2/ As reported by the Bureau of the Census, running bales.  
 \* Less than 0.05 percent.  
 Grade Index . . . . . 89.4  
 Average staple, . . . . . 31.7

Table 51. -- Tenderability of upland cotton in the carry-over, United States, August 1, 1948-58

Year	Tenderable 1/		Untenderable		Total 2/	
	Bales	Percent	Bales	Percent	Bales	Percent
1948 . . . . .	2,421,756	81.1	566,201	18.9	2,987,957	100.0
1949 . . . . .	4,587,827	88.0	627,817	12.0	5,215,644	100.0
1950 . . . . .	5,933,043	88.0	812,208	12.0	6,745,251	100.0
1951 . . . . .	1,834,990	85.6	308,690	14.4	2,143,680	100.0
1952 . . . . .	1,653,556	61.0	1,055,279	39.0	2,708,835	100.0
1953 . . . . .	4,355,511	79.5	1,122,636	20.5	5,478,147	100.0
1954 . . . . .	8,397,006	87.9	1,152,990	12.1	9,549,996	100.0
1955 . . . . .	9,845,421	89.5	1,153,872	10.5	10,999,293	100.0
1956 . . . . .	11,758,679	81.8	2,623,068	18.2	14,381,747	100.0
1957 . . . . .	6,590,995	59.1	4,567,247	40.9	11,158,242	100.0
1958 . . . . .	6,859,873	63.5	3,940,845	36.5	10,800,718	100.0

1/ Qualities tenderable with respect to grade and staple in settlement of cotton futures.  
 2/ As reported by the Bureau of the Census, 1958 data preliminary.

Table 52. -- Staple of cotton of foreign growth in the carry-over, August 1, 1950-50

Growth and staple (inches)	1950	1951	1952	1953	1954	1955	1956	1957	1958
	Bales	Bales	Bales	Bales	Bales	Bales	Bales	Bales	Bales
<b>Egyptian:</b>									
1-3/32" and shorter . . .	-	-	-	2	-	-	38	-	-
1-1/8" and 1-5/32" . . .	-	-	-	8	92	139	-	87	-
1-3/16" and 1-7/32" . . .	346	400	1,397	105	50	224	226	562	64
1-1/4" to 1-11/32" . . .	11,080	2,650	-	4,986	704	1,259	1,580	12	509
1-3/8" to 1-15/32" . . .	34,257	2,876	26,069	38,489	42,052	13,461	7,618	8,634	6,764
1-1/2" to 1-19/32" . . .	11,779	20,189	5,591	14,499	9,979	14,470	4,437	6,690	657
1-5/8" to 1-23/32" . . .	1,035	-	-	-	-	1,394	310	459	-
1-3/4" and longer . . .	-	-	-	-	-	-	-	-	-
All staples 1/ . . .	58,497	56,115	33,057	58,089	52,877	30,947	14,209	16,444	7,994
<b>Peruvian:</b>									
1-3/32" and shorter . . .	-	-	-	-	-	-	-	-	-
1-1/8" and 1-5/32" . . .	-	-	-	4	-	-	2	3	-
1-3/16" and 1-7/32" . . .	-	217	102	201	45	46	256	256	-
1-1/4" to 1-11/32" . . .	3,161 2/	3,989 2/	68	469	-	-	-	8	103
1-3/8" to 1-15/32" . . .	-	-	1,015	380	67	143	2,543	3	398
1-1/2" to 1-19/32" . . .	-	-	582	733	485	3,456	1,080	2,904	990
1-5/8" to 1-23/32" . . .	-	-	2,216	1,570	1,595	1,644	2,179	1,137	1,530
1-3/4" and longer . . .	-	-	-	-	-	-	1,070	-	609
All staples 1/ . . .	3,161	4,206	3,983	3,357	2,192	5,289	7,130	4,311	3,630
<b>Indian: 1/</b>									
13/16" and shorter . . .	32,985	51,408	29,918	27,168	19,197	21,796	16,970	13,756	16,813
<b>Other Foreign: 3/</b>									
13/16" and shorter . . .	50	109	53	2,724	23	4	-	32	-
7/8" and 29/32" . . . . .	-	-	-	-	-	2,843	42	-	-
15/16" and 31/32" . . . . .	-	-	-	-	-	2,960	59	-	177
1" and 1-1/32" . . . . .	1,924	-	-	660	-	1	84	689	1,998
1-1/16" and 1-3/32" . . .	957	-	-	355	-	618	40	369	3,156
1-1/8" and 1-5/32" . . .	-	-	1,748	-	-	-	-	50	1,031
1-3/16" and 1-7/32" . . .	-	-	469	-	251	-	-	1,295	37
1-1/4" and longer . . . . .	552	1,086	966	1,973	622	943	36	2,042	56
All staples 1/ . . .	3,483	1,195	3,236	5,712	896	7,369	261	4,477	6,455
All Foreign 1/	98,126	112,924	70,194	94,326	75,162	65,401	38,570	38,988	34,892

1/ As reported by the Bureau of the Census, 1958 data preliminary.  
 2/ Includes those staples longer than 1-1/4" prior to 1952.  
 3/ Includes American Sea Island cotton in most recent years.

Table 53. -- Grade and staple of American-Egyptian cotton in the carry-over, United States, August 1, 1957 <sup>1/</sup>

Grade	1-3/8" and shorter	1-7/16"	1-1/2"	1-9/16" and longer	Total
	<u>Bales</u>	<u>Bales</u>	<u>Bales</u>	<u>Bales</u>	
1 . . . . .	802	5,321	318	442	6,883
2 . . . . .	487	4,865	555	377	6,284
3 . . . . .	1,078	4,863	836	106	6,883
4 . . . . .	1,403	2,240	243	9	3,895
5 . . . . .	2,156	1,767	21	-	3,944
6 . . . . .	1,590	858	93	353	2,894
7 . . . . .	865	85	-	-	950
8 . . . . .	63	-	-	-	63
9 . . . . .	-	-	-	-	-
10 . . . . .	-	-	-	-	-
Total	8,444	19,999	2,066	1,287	<sup>2/</sup> 31,796
Percent	26.6	62.9	6.5	4.0	100.0

	<u>Percent</u>	<u>Percent</u>	<u>Percent</u>	<u>Percent</u>	<u>Percent</u>
1 . . . . .	9.5	26.7	15.4	34.4	21.6
2 . . . . .	5.8	24.3	26.9	29.3	19.8
3 . . . . .	12.8	24.3	40.4	8.2	21.7
4 . . . . .	16.6	11.2	11.8	.7	12.2
5 . . . . .	25.6	8.8	1.0	-	12.4
6 . . . . .	18.8	4.3	4.5	27.4	9.1
7 . . . . .	10.2	.4	-	-	3.0
8 . . . . .	.7	-	-	-	.2
9 . . . . .	-	-	-	-	-
10 . . . . .	-	-	-	-	-
Total	100.0	100.0	100.0	100.0	100.0

<sup>1/</sup> Revised.

<sup>2/</sup> As reported by the Bureau of the Census. Includes 800 bales Sealand and Sea Island.

Table 54. -- Grade and staple of American-Egyptian cotton in the carry-over, United States, August 1, 1956 <sup>1/</sup>

Grade	1-3/8" and shorter	1-7/16"	1-1/2"	1-9/16" and longer	Total
	<u>Bales</u>	<u>Bales</u>	<u>Bales</u>	<u>Bales</u>	
1 . . . . .	11	235	154	-	400
2 . . . . .	922	5,335	1,896	422	8,575
3 . . . . .	4,397	22,703	4,618	357	32,075
4 . . . . .	12,786	28,491	2,336	301	43,914
5 . . . . .	12,506	4,751	241	11	17,509
6 . . . . .	6,475	1,079	-	-	7,554
7 . . . . .	3,092	702	-	-	3,794
8 . . . . .	1,551	137	-	-	1,688
9 . . . . .	640	67	-	-	707
10 . . . . .	371	-	-	-	371
Total	42,751	63,500	9,245	1,091	<sup>2/</sup> 116,587
Percent	36.7	54.5	7.9	.9	100.0

	<u>Percent</u>	<u>Percent</u>	<u>Percent</u>	<u>Percent</u>	<u>Percent</u>
1 . . . . .	*	0.4	1.7	-	0.3
2 . . . . .	2.2	8.4	20.5	38.7	7.4
3 . . . . .	10.3	35.8	49.9	32.7	27.5
4 . . . . .	29.9	44.8	25.3	27.6	37.7
5 . . . . .	29.3	7.5	2.6	1.0	15.0
6 . . . . .	15.1	1.7	-	-	6.5
7 . . . . .	7.2	1.1	-	-	3.3
8 . . . . .	3.6	.2	-	-	1.4
9 . . . . .	1.5	.1	-	-	.6
10 . . . . .	.9	-	-	-	.3
Total	100.0	100.0	100.0	100.0	100.0

<sup>1/</sup> Preliminary.

<sup>2/</sup> As reported by the Bureau of the Census. Includes approximately 700 bales of Sealand and Sea Island.

\* Less than 0.05 percent.

Table 55. -- Grade and staple of upland cotton in the carry-over, by places of storage, United States, August 1, 1955-58

Grade and staple	Consuming establishments				Public warehouses, compresses, and elsewhere 1/				All places of storage			
	1955	1956	1957	1958	1955	1956	1957	1958	1955	1956	1957	1958
Grade	Sales	Sales	Sales	Sales	Sales	Sales	Sales	Sales	Sales	Sales	Sales	Sales
<b>White:</b>												
S.O.M. . . . .	-	-	-	-	-	-	-	9	-	-	-	9
O.M. . . . .	21,640	10,012	11,748	14,229	44,402	36,499	36,020	14,205	66,042	46,511	47,768	28,434
S.M. . . . .	212,350	129,026	202,198	216,116	1,156,959	1,099,360	543,328	342,419	1,369,509	1,228,386	745,526	558,535
M. . . . .	418,646	276,702	313,113	356,588	3,688,367	4,225,329	2,004,013	856,862	4,107,013	4,502,031	2,317,126	1,213,450
S.L.M. . . . .	389,486	242,398	358,983	365,254	2,728,166	3,908,392	1,937,924	853,091	3,117,652	4,150,790	2,296,907	1,218,345
L.M. . . . .	127,166	86,882	95,432	108,816	952,820	1,984,688	851,098	466,896	1,079,986	1,671,570	946,530	575,712
S.G.O. . . . .	39,820	25,203	37,345	30,455	144,394	314,446	245,904	123,144	184,214	339,649	283,249	153,599
G.O. . . . .	5,837	2,265	1,507	4,322	19,456	71,745	64,426	29,491	25,293	74,010	65,933	33,813
<b>Total</b>	<b>1,215,145</b>	<b>772,488</b>	<b>1,020,326</b>	<b>1,095,780</b>	<b>8,734,564</b>	<b>11,240,459</b>	<b>5,682,713</b>	<b>2,686,117</b>	<b>9,949,709</b>	<b>12,012,947</b>	<b>6,703,039</b>	<b>3,781,897</b>
<b>Spotted:</b>												
G.M. . . . .	560	433	642	5,480	9,118	7,241	8,057	13,905	9,678	7,674	8,699	19,385
S.M. . . . .	20,707	10,714	12,755	78,385	224,953	251,042	605,836	428,837	245,660	261,756	618,591	507,222
M. . . . .	91,238	28,357	32,933	164,292	285,014	732,997	1,659,216	1,034,582	336,252	761,354	1,692,149	1,198,874
S.L.M. . . . .	32,591	18,710	17,789	118,391	234,911	889,469	1,208,783	1,466,924	267,462	908,179	1,226,572	1,585,315
L.M. . . . .	13,444	7,886	2,046	64,563	41,660	223,429	403,876	582,592	55,104	231,315	408,922	647,155
<b>Total</b>	<b>118,500</b>	<b>66,100</b>	<b>66,165</b>	<b>431,111</b>	<b>795,656</b>	<b>2,104,178</b>	<b>3,885,768</b>	<b>3,526,840</b>	<b>914,156</b>	<b>2,170,278</b>	<b>3,951,933</b>	<b>3,957,951</b>
<b>Tinged:</b>												
G.M. . . . .	-	-	-	13	250	326	576	357	250	326	576	370
S.M. . . . .	523	332	1,005	1,725	5,804	8,203	24,640	25,515	6,327	8,595	25,645	27,240
M. . . . .	3,137	1,733	3,655	9,302	8,411	30,684	168,319	197,715	11,548	32,417	171,974	207,017
S.L.M. . . . .	4,387	-	8,925	8,579	6,474	33,595	146,975	259,277	10,861	33,595	155,900	267,856
L.M. . . . .	2,390	-	359	3,704	3,484	10,399	44,975	95,421	5,874	10,399	45,344	99,125
<b>Total</b>	<b>10,437</b>	<b>2,065</b>	<b>13,954</b>	<b>23,323</b>	<b>24,423</b>	<b>83,207</b>	<b>385,485</b>	<b>578,285</b>	<b>34,860</b>	<b>85,272</b>	<b>399,439</b>	<b>601,608</b>
<b>Yellow Stained:</b>												
G.M. . . . .	-	-	-	-	-	10	-	-	-	10	-	-
S.M. . . . .	129	42	-	-	278	209	2,964	4,136	407	251	2,964	4,136
M. . . . .	461	130	36	595	1,665	3,382	27,569	54,053	2,126	3,512	27,605	54,648
<b>Total</b>	<b>590</b>	<b>172</b>	<b>36</b>	<b>595</b>	<b>1,943</b>	<b>3,601</b>	<b>30,533</b>	<b>58,189</b>	<b>2,533</b>	<b>3,773</b>	<b>30,569</b>	<b>58,784</b>
<b>Gray:</b>												
G.M. . . . .	-	-	-	-	2,390	1,402	97	50	2,390	1,402	97	50
S.M. . . . .	1,699	945	224	761	21,499	17,078	8,971	9,921	23,198	18,023	9,195	10,682
M. . . . .	8,097	5,406	3,810	5,576	37,311	48,529	62,165	49,387	45,408	53,935	65,975	54,963
S.L.M. . . . .	3,153	2,216	400	7,583	14,911	24,596	41,231	33,123	18,064	26,812	41,631	40,706
<b>Total</b>	<b>12,949</b>	<b>8,567</b>	<b>4,434</b>	<b>13,920</b>	<b>76,111</b>	<b>91,605</b>	<b>112,464</b>	<b>92,481</b>	<b>89,060</b>	<b>100,172</b>	<b>116,898</b>	<b>106,401</b>
<b>Below Grade. . .</b>	<b>1,750</b>	<b>836</b>	<b>1,768</b>	<b>6,911</b>	<b>7,225</b>	<b>8,469</b>	<b>47,407</b>	<b>79,715</b>	<b>8,975</b>	<b>9,305</b>	<b>49,175</b>	<b>86,626</b>
<b>All Grades 2/</b>	<b>1,359,371</b>	<b>850,228</b>	<b>1,106,683</b>	<b>1,571,640</b>	<b>9,639,922</b>	<b>13,531,519</b>	<b>10,144,370</b>	<b>7,021,627</b>	<b>10,999,293</b>	<b>14,381,747</b>	<b>11,251,053</b>	<b>8,593,267</b>
<b>Grade Index. . .</b>	<b>95.4</b>	<b>95.5</b>	<b>95.7</b>	<b>93.8</b>	<b>95.9</b>	<b>93.9</b>	<b>91.5</b>	<b>88.4</b>	<b>95.9</b>	<b>94.0</b>	<b>91.9</b>	<b>89.4</b>
<b>Staple (32nd inches)</b>												
13/16" and shorter	3,753	1,945	1,013	2,677	216,399	447,438	248,353	121,182	220,152	448,983	249,366	123,859
7/8" . . . . .	53,891	27,384	33,466	35,014	780,324	1,084,853	778,155	572,987	834,215	1,112,237	811,621	608,001
29/32" . . . . .	35,402	18,891	15,540	28,728	889,806	1,070,959	694,044	794,114	925,208	1,089,850	709,584	822,842
15/16" . . . . .	48,044	27,621	71,598	65,546	1,061,730	1,170,248	1,108,155	1,146,894	1,109,774	1,197,869	1,179,753	1,212,440
31/32" . . . . .	59,062	32,425	18,055	70,366	574,453	815,566	805,246	874,357	633,515	847,991	823,301	944,663
1" . . . . .	187,698	130,725	164,569	177,520	1,012,179	1,243,917	1,639,657	1,196,116	1,199,877	1,374,642	1,804,226	1,373,636
1-1/32" . . . . .	318,097	199,868	212,167	367,126	1,900,670	2,593,604	2,702,118	1,348,096	2,218,767	2,793,472	2,914,285	1,715,222
1-1/16" . . . . .	370,987	225,126	379,714	525,878	2,025,279	3,368,126	1,726,101	754,700	2,396,266	3,593,252	2,105,815	1,280,578
1-3/32" . . . . .	181,997	119,758	110,934	185,301	687,839	1,048,190	229,014	122,012	869,836	1,167,948	339,948	307,313
1-1/8" . . . . .	67,177	45,589	59,914	76,409	223,210	303,439	114,969	57,505	290,387	349,028	174,883	133,914
1-5/32" . . . . .	21,036	13,309	24,983	24,742	214,280	314,275	79,864	18,491	235,316	327,584	104,847	43,233
1-3/16" . . . . .	6,316	3,996	5,512	6,830	40,671	55,382	13,180	7,361	46,987	59,378	22,692	14,191
1-7/32" . . . . .	1,953	1,285	1,530	2,172	6,402	7,457	1,553	3,737	8,355	8,742	3,083	5,909
1-1/4" and longer	3,928	2,706	3,688	3,391	6,680	8,065	3,961	4,075	10,638	10,771	7,649	7,466
<b>All staples 2/</b>	<b>1,359,371</b>	<b>850,228</b>	<b>1,106,683</b>	<b>1,571,640</b>	<b>9,639,922</b>	<b>13,531,519</b>	<b>10,144,370</b>	<b>7,021,627</b>	<b>10,999,293</b>	<b>14,381,747</b>	<b>11,251,053</b>	<b>8,593,267</b>
<b>Average staple</b>	<b>33.2</b>	<b>33.2</b>	<b>33.3</b>	<b>33.3</b>	<b>32.1</b>	<b>32.2</b>	<b>31.8</b>	<b>31.3</b>	<b>32.2</b>	<b>32.2</b>	<b>32.0</b>	<b>31.7</b>

1/ The "elsewhere" cotton, as reported by the Bureau of the Census, amounted to 220,000 for 1955, 309,000 for 1956, 297,000 for 1957 and 391,000 for 1958.

2/ As reported by the Bureau of the Census, 1958 data preliminary.



Table 56. -- Carry-over, crop, supply and disappearance of upland cotton, by grade groupings, United States, 1941-58

Year beginning August 1	White 1/						Spotted			Other Colored 2/	All grades 3/
	Good Middling	Strict Middling	Middling	Strict Low Middling	Low Middling	Strict Good Ordinary & Good Ordinary	Strict Middling and higher	Middling	Strict Low Middling		
	1,000 bales	1,000 bales	1,000 bales	1,000 bales	1,000 bales	1,000 bales	1,000 bales	1,000 bales	1,000 bales	1,000 bales	1,000 bales
<b>CARRY-OVER</b>											
1941	198	1,601	4,177	3,225	731	163	806	677	147	286	12,011
1942	77	966	2,761	2,852	1,174	428	622	775	371	449	10,475
1943	70	710	2,689	2,861	1,524	627	494	793	387	375	10,530
1944	90	1,043	2,770	2,970	1,397	564	489	702	276	258	10,559
1945	64	784	2,696	2,954	1,469	1,005	574	774	269	417	11,006
1946	36	594	1,943	1,720	760	934	261	356	187	374	7,165
1947	52	419	646	489	242	313	27	48	56	100	2,392
1948	57	530	1,005	520	295	214	49	75	87	156	2,988
1949	40	666	1,999	1,420	437	120	115	150	108	161	5,216
1950	44	718	2,376	2,108	562	68	266	383	80	140	6,745
1951	25	319	809	538	116	50	48	78	46	115	2,144
1952	14	200	595	502	348	186	47	151	289	377	2,709
1953	51	761	1,906	1,186	389	144	169	306	266	300	5,478
1954	70	1,327	3,501	2,249	1,190	253	167	291	303	199	9,550
1955	66	1,370	4,106	3,118	1,080	210	235	336	267	191	10,999
1956	47	1,228	4,502	4,151	1,672	414	269	761	908	430	14,382
1957	48	746	2,317	2,297	947	349	627	1,691	1,227	1,002	11,251
1958	28	559	1,213	1,218	576	187	527	1,199	1,585	1,501	8,593
<b>CROP</b>											
1941	29	773	3,446	3,133	1,086	519	449	404	286	309	10,434
1942	40	855	4,302	3,916	1,243	475	605	538	196	193	12,363
1943	163	1,475	3,584	3,745	1,009	238	413	294	64	84	11,069
1944	11	486	3,702	4,333	1,484	646	270	380	130	389	11,831
1945	10	364	2,328	2,924	1,196	813	273	399	161	341	8,809
1946	34	655	2,652	2,866	781	440	381	451	122	133	8,515
1947	365	2,452	4,080	1,780	820	365	698	378	263	355	11,556
1948	111	1,762	5,579	3,578	1,031	445	692	493	306	580	14,577
1949	50	924	4,311	5,218	1,763	331	864	1,333	475	636	15,905
1950	26	713	3,005	2,933	660	161	698	824	262	564	9,846
1951	41	1,040	4,840	4,141	1,443	371	651	951	769	779	15,026
1952	92	1,591	5,600	3,876	1,171	261	511	1,013	420	323	14,858
1953	63	2,099	5,716	4,175	2,154	604	281	338	436	387	16,253
1954	43	1,531	4,889	4,276	1,173	314	296	458	255	342	13,577
1955	42	905	4,078	4,504	1,804	469	235	940	924	600	14,501
1956	123	1,719	4,489	3,201	913	206	642	1,060	405	344	13,102
1957	63	828	2,731	2,329	745	166	245	938	1,474	1,282	10,801
<b>SUPPLY 4/</b>											
1941	227	2,374	7,623	6,358	1,817	682	1,255	1,081	433	595	22,445
1942	117	1,821	7,063	6,768	2,417	903	1,227	1,313	567	642	22,838
1943	233	2,185	6,273	6,606	2,533	865	907	1,087	451	459	21,599
1944	101	1,529	6,472	7,303	2,881	1,210	759	1,082	406	647	22,390
1945	74	1,148	5,024	5,878	2,665	1,818	847	1,173	430	758	19,815
1946	70	1,249	4,595	4,586	1,541	1,374	642	807	309	507	15,680
1947	417	2,871	4,726	2,269	1,062	678	725	426	319	455	13,948
1948	168	2,292	6,584	4,098	1,326	659	741	568	393	736	17,565
1949	90	1,590	6,310	6,638	2,200	451	979	1,483	583	797	21,121
1950	70	1,431	5,381	5,041	1,222	229	964	1,207	342	704	16,591
1951	66	1,359	5,649	4,679	1,559	421	699	1,029	815	894	17,170
1952	106	1,791	6,195	4,378	1,519	447	558	1,164	709	700	17,567
1953	114	2,860	7,622	5,361	2,543	748	450	644	702	687	21,731
1954	113	2,858	8,390	6,525	2,363	567	463	749	558	541	23,127
1955	108	2,275	8,184	7,622	2,884	679	490	1,276	1,191	791	25,500
1956	170	2,947	8,991	7,352	2,585	620	911	1,821	1,313	774	27,484
1957	111	1,574	5,048	4,626	1,692	515	872	2,629	2,701	2,284	22,052
<b>DISAPPEARANCE 5/</b>											
1941	150	1,408	4,862	3,506	643	254	633	306	62	146	11,970
1942	47	1,111	4,374	3,907	893	276	733	520	180	267	12,308
1943	143	1,142	3,503	3,636	1,136	301	418	385	175	201	11,040
1944	37	745	3,776	4,349	1,412	205	185	308	137	230	11,384
1945	38	554	3,081	4,158	1,905	884	586	817	243	384	12,650
1946	18	830	3,949	4,097	1,299	1,061	615	759	253	407	13,288
1947	360	2,341	3,721	1,749	767	464	676	351	232	299	10,960
1948	128	1,626	4,585	2,678	889	539	626	418	285	575	12,349
1949	46	872	3,934	4,530	1,638	383	713	1,100	503	687	14,376
1950	45	1,112	4,572	4,503	1,106	179	916	1,129	296	589	14,447
1951	52	1,259	5,055	4,177	1,211	235	651	878	526	517	14,461
1952	55	1,030	4,289	3,192	1,130	303	389	858	443	400	12,089
1953	44	1,533	4,121	3,112	1,353	495	283	353	398	489	12,181
1954	47	1,488	4,284	3,407	1,283	357	208	413	291	350	12,128
1955	61	1,047	3,682	3,471	1,212	265	221	515	283	361	11,118
1956	122	2,201	6,674	5,055	1,638	271	284	130	86	-228	16,233
1957	83	1,015	3,835	3,408	1,116	328	345	1,430	1,116	783	13,459

1/ Official standards for Extra White cotton abolished effective August 15, 1953. White and Extra White combined in 1952 and earlier years and Good Middling includes higher grades.  
 2/ Other Colored includes Low Middling Spotted; all grades of Tinged, Yellow Stained and Gray.  
 3/ As reported by the Bureau of the Census.  
 4/ Carry-over at the beginning of the season plus crop.  
 5/ Supply minus carry-over at the end of the season.

Table 57. -- Carry-over, crop, supply and disappearance of upland cotton, by staple groupings, United States, 1941-58

Season beginning August 1	13/16" and shorter	7/8" and 29/32"	15/16" and 31/32"	1" and 1-1/32"	1-1/16" and 1-3/32"	1-1/8" and 1-5/32"	1-3/16" and 1-7/32"	1-1/4" and longer	All lengths 1/1000
	bales	bales	bales	bales	bales	bales	bales	bales	bales
<b>CARRY-OVER</b>									
1941	705	2,853	3,254	2,780	1,688	598	84	49	12,011
1942	876	2,751	2,335	2,570	1,301	472	107	63	10,475
1943	1,075	2,711	2,040	2,246	1,723	521	136	78	10,530
1944	1,327	2,525	2,208	2,631	1,288	386	137	57	10,559
1945	1,166	2,693	2,010	2,764	1,833	385	104	51	11,006
1946	562	1,172	1,228	2,103	1,562	385	105	48	7,165
1947	25	164	343	1,022	544	213	52	29	2,392
1948	53	242	398	1,219	795	238	29	14	2,988
1949	23	122	356	2,139	2,293	255	18	10	5,216
1950	54	512	704	2,351	2,751	297	50	26	6,745
1951	14	105	191	668	849	247	48	22	2,144
1952	72	453	384	955	691	102	30	22	2,709
1953	207	867	681	1,730	1,802	150	30	11	5,478
1954	187	1,326	1,376	3,104	3,157	354	36	10	9,550
1955	220	1,759	1,743	3,419	3,266	526	55	11	10,999
1956	449	2,202	2,046	4,168	4,761	677	68	11	14,382
1957	249	1,521	2,003	4,718	2,446	280	26	8	11,251
1958	124	1,431	2,157	3,089	1,588	177	20	7	8,593
<b>CROP</b>									
1941	441	1,224	2,265	3,821	1,968	496	139	80	10,434
1942	531	1,668	2,586	4,331	2,518	521	98	112	12,363
1943	858	1,257	2,593	4,230	1,631	302	142	56	11,069
1944	550	1,330	2,188	4,884	2,539	254	65	21	11,831
1945	234	677	1,697	3,699	2,262	181	40	19	8,809
1946	168	620	1,108	3,494	2,879	201	30	15	8,515
1947	813	1,263	1,774	4,988	2,581	128	7	2	11,556
1948	569	1,230	1,663	5,724	5,095	279	12	5	14,577
1949	615	2,493	2,376	4,956	5,069	314	64	18	15,905
1950	176	1,074	1,092	3,002	4,212	206	67	17	9,846
1951	288	2,080	1,625	5,264	5,446	258	59	6	15,026
1952	499	1,889	1,714	5,292	5,135	293	34	2	14,858
1953	81	1,698	2,172	5,814	6,100	364	23	1	16,253
1954	264	1,756	1,918	5,298	3,890	415	32	4	13,577
1955	372	1,683	1,561	3,807	6,506	547	22	3	14,501
1956	162	1,049	1,580	5,198	4,641	458	12	2	13,102
1957	56	837	1,866	3,498	4,132	406	5	1	10,801
<b>SUPPLY 2/</b>									
1941	1,146	4,077	5,519	6,601	3,656	1,094	223	129	22,445
1942	1,407	4,419	4,921	6,901	3,819	993	217	161	22,838
1943	1,933	3,968	4,633	6,476	3,354	823	278	134	21,599
1944	1,877	3,855	4,396	7,515	3,827	640	202	78	22,390
1945	1,400	3,370	3,707	6,463	4,095	566	144	70	19,815
1946	730	1,792	2,336	5,597	4,441	586	135	63	15,680
1947	838	1,427	2,117	6,010	3,125	341	59	31	13,948
1948	622	1,472	2,061	5,943	5,890	517	41	19	17,565
1949	638	2,615	2,732	7,095	7,362	569	82	28	21,121
1950	230	1,586	1,796	5,353	6,963	503	117	43	16,591
1951	302	2,185	1,816	5,932	6,295	505	107	28	17,170
1952	571	2,342	2,098	6,247	5,826	395	64	24	17,567
1953	288	2,565	2,853	7,544	7,902	514	53	12	21,731
1954	451	3,082	3,294	8,402	7,047	769	68	14	23,127
1955	592	3,442	3,304	7,226	9,772	1,073	77	14	25,500
1956	611	3,251	3,626	9,366	9,402	1,135	80	13	27,484
1957	305	2,358	3,869	8,216	6,578	686	31	9	22,052
<b>DISAPPEARANCE 3/</b>									
1941	270	1,326	3,184	4,031	2,355	622	116	66	11,970
1942	332	1,708	2,881	4,655	2,096	472	81	83	12,308
1943	606	1,443	2,425	3,845	2,066	437	141	77	11,040
1944	711	1,162	2,386	4,751	1,994	255	98	27	11,384
1945	838	2,198	2,479	4,360	2,533	181	39	22	12,650
1946	705	1,628	1,993	4,575	3,897	373	83	34	13,288
1947	785	1,185	1,719	4,791	2,330	103	30	17	10,960
1948	599	1,350	1,705	4,804	3,597	262	23	9	12,349
1949	584	2,103	2,028	4,744	4,611	272	32	2	14,376
1950	216	1,481	1,605	4,685	6,114	256	69	21	14,447
1951	230	1,732	1,432	4,977	5,604	403	67	6	14,461
1952	364	1,475	1,417	4,517	4,024	245	34	13	12,089
1953	101	1,239	1,477	4,440	4,745	160	17	2	12,181
1954	231	1,323	1,551	4,983	3,781	243	13	3	12,128
1955	143	1,240	1,258	3,058	5,011	396	9	3	11,118
1956	362	1,730	1,623	4,648	6,956	855	54	5	16,233
1957	181	927	1,712	5,127	4,990	509	11	2	13,459

1/ As reported by the Bureau of the Census.  
 2/ Carry-over at the beginning of the season plus crop.  
 3/ Supply minus carry-over at the end of the season.

Table 58. -- Grade and staple of upland cotton in the supply, United States, 1957-58 1/2

Grade	13/16 inch and shorter		7/8 inch		29/32 inch		15/16 inch		31/32 inch		1 inch		1-1/32 inches		1-1/8 inches		1-5/32 inches		1-3/16 inches		1-7/32 inches		1-1/4 inches and longer		All staples						
	Bales	Percent	Bales	Percent	Bales	Percent	Bales	Percent	Bales	Percent	Bales	Percent	Bales	Percent	Bales	Percent	Bales	Percent	Bales	Percent	Bales	Percent	Bales	Percent	Bales	Percent					
<b>White:</b>																															
S.O.M.	44		356		692		1,863		1,776		49		23		5,439		10		39,996		1,531		21		44		110,647		0.5		
S.M.	4,011		29,661		36,419		61,374		61,915		127,074		127,074		310,258		514,654		169,494		1,683		1,683		2,669		1,573,114		7.1		
M.	19,161		111,060		128,969		205,965		276,648		519,588		519,588		1,222,360		1,911,713		368,277		6,832		1,002		3,380		5,048,814		22.9		
S.L.M.	12,187		69,447		114,121		270,684		267,447		551,501		1,274,194		1,787,527		2,713,355		192,392		1,543		303		743		4,625,931		21.0		
L.M.	3,579		23,798		38,105		110,927		134,218		366,052		366,052		576,758		393,362		36,020		1,268		123		100		1,691,154		7.7		
S.G.O.	1,633		7,456		9,617		35,699		41,049		115,236		149,986		63,542		3,793		52		15		70		2		428,764		1.9		
G.O.	1,263		4,184		2,739		11,277		9,575		26,601		7,184		22,851		76		51		3		1		-		86,029		.4		
<b>Total</b>	41,878		245,992		330,562		757,801		792,677		1,710,278		4,697,179		782,137		351,204		259,885		22,967		3,203		6,938		13,564,547		61.5		
<b>Spotted:</b>																															
S.M.	248		1,269		1,231		1,764		1,076		655		655		688		743		1,023		711		227		38		12,054		.1		
M.	15,456		77,663		79,502		111,823		82,886		114,084		159,435		135,614		41,908		32,926		7,404		1,257		161		860,315		3.9		
S.L.M.	50,046		223,945		248,405		411,047		280,357		388,614		548,646		396,985		58,140		17,285		4,237		1,644		62		2,630,040		11.9		
L.M.	59,689		239,284		318,415		534,798		321,902		400,794		535,666		267,428		5,265		1,028		1,028		505		8		2,701,040		12.2		
<b>Total</b>	156,277		661,865		749,074		1,254,537		905,611		1,124,553		1,529,878		889,892		121,272		58,339		13,430		3,682		324		1,343		7,370,277		33.4
<b>Tinged:</b>																															
S.M.	80		6,001		2,783		266		50		8		8		2,722		68		38		76		-		-		596		.1		
M.	20,154		62,773		45,237		48,776		13,634		12,201		12,201		7,053		2,687		657		86		38		-		213,394		1.0		
S.L.M.	36,391		86,027		54,374		55,864		18,243		18,243		4,453		4,453		4,453		69		51		-		-		288,454		1.3		
L.M.	20,044		27,197		18,166		24,890		12,418		21,746		15,165		1,807		1,807		239		-		-		-		141,672		.6		
<b>Total</b>	77,853		182,078		120,560		135,142		42,843		55,849		43,372		10,296		1,687		532		352		154		-		-	670,716		3.0	
<b>Yellow Stained:</b>																															
S.M.	449		921		341		961		314		273		273		12		-		-		-	-	-	-	-	-	3,301		.1		
M.	11,699		17,460		9,134		6,982		1,019		1,260		491		111		-		-		-	-	-	-	-	1		48,127		.2	
<b>Total</b>	12,148		18,411		9,475		7,943		1,333		1,533		503		111		-		-		-	-	-	-	-	1		51,428		.2	
<b>Gray:</b>																															
S.M.	25		269		180		646		2,150		4,004		4,004		9,854		1,314		137		12		1		-	-	1,678		.1		
M.	487		967		1,394		6,115		13,022		31,888		63,883		35,232		27,645		2,112		163		23		1		48,101		.2		
S.L.M.	417		1,622		1,678		4,548		7,472		19,102		27,967		5,165		35,232		1,168		23		41		-	-	154,386		.7		
<b>Total</b>	929		2,859		3,252		11,310		22,648		55,011		101,808		69,356		7,707		3,336		207		42		2		272,467		1.2		
<b>Below Grade.</b>	15,983		24,014		10,334		27,148		9,516		20,917		11,929		2,455		38		-		-	-	-	-	-	-	122,334		.6		
<b>All grades</b>	305,066		1,135,219		1,223,257		2,103,851		1,674,828		2,968,141		5,249,336		5,669,269		908,841		411,411		273,874		26,845		3,527		8,294		22,091,771		100.0
<b>All grades</b>	1.4		5.1		5.5		9.9		7.6		13.5		23.8		25.9		4.1		1.9		1.2		.1		*		100.0				
1/ 1957 carry-over plus 1957-58 crop.																															
* Less than 0.05 percent.																															
Grade index. . . . . 91.8																															
Average staple. . . . . 32.3																															