

3.5

COTTON QUALITY STATISTICS UNITED STATES

1958-59

•

UNITED STATES DEPARTMENT OF AGRICULTURE
Agricultural Marketing Service ... Cotton Division
Washington, D. C.

Statistical Bulletin No. 259

February 1960

CONTENTS

Table No.		Page No.
	Introduction	3
	Distribution of Cotton Production: United States.	4
	United States tables:	
1	Grade and staple of upland cotton ginned in the United States, 1958-59	5
2	Grade and staple of upland cotton ginned in the United States, 1958-59	6
3	Grade and staple of American-Egyptian cotton ginned, by States and United States, 1958-59.	7
4	Grade and staple of upland cotton ginned in the United States, during specified periods, 1958-59	8
5	Grade and staple of American-Egyptian cotton ginned in the United States, during specified periods, 1958-59.	9
6	Grade index and average staple of upland cotton ginned in the United States, by States, crops of 1956-59	10
7	Preparation of upland cotton ginned in the United States, by States, 1958-59	11
8	Tenderability of upland cotton ginned, by States, 1958-59.	12
9	Tenderability of upland cotton ginned in the United States, 1945-58.	12
	State tables, 1958-59 upland crop:	
10-27	Grade and staple of upland cotton (cross-classification)	13-30
28-36	Grade and staple of upland cotton ginned by specified periods.	31-39
37-43	Grade and staple of upland cotton ginned by districts.	40-53
	Carry-over tables:	
44	Grade and staple of upland cotton in the carry-over, United States, August 1, 1958	54
45	Grade and staple of upland cotton in the carry-over, United States, August 1, 1959	55
46	Tenderability of upland cotton in the carry-over, United States, August 1, 1949-59	56
47	Staple of cotton of foreign growth in the carry-over, August 1, 1951-59.	56
48	Grade and staple of American-Egyptian cotton in the carry-over, United States, August 1, 1958.	57
49	Grade and staple of American-Egyptian cotton in the carry-over, United States, August 1, 1959.	57
50	Grade and staple of upland cotton in the carry-over, by places of storage, United States, August 1, 1956-59.	58
	Supply and disappearance tables:	
51	Carry-over, crop, supply and disappearance of upland cotton, by grade groupings, United States, 1942-59.	59
52	Carry-over, crop, supply and disappearance of upland cotton, by staple groupings, United States, 1942-59	60
53	Grade and staple of upland cotton in the supply, United States, 1958-59.	61

For sale by the Superintendent of Documents, U.S. Government Printing Office, Washington 25, D. C.

UNITED STATES DEPARTMENT OF AGRICULTURE
 Agricultural Marketing Service
 Washington, D. C.

February 1960

Statistical Bulletin No. 259

Cotton Quality Statistics, United States

1958-59

Introduction

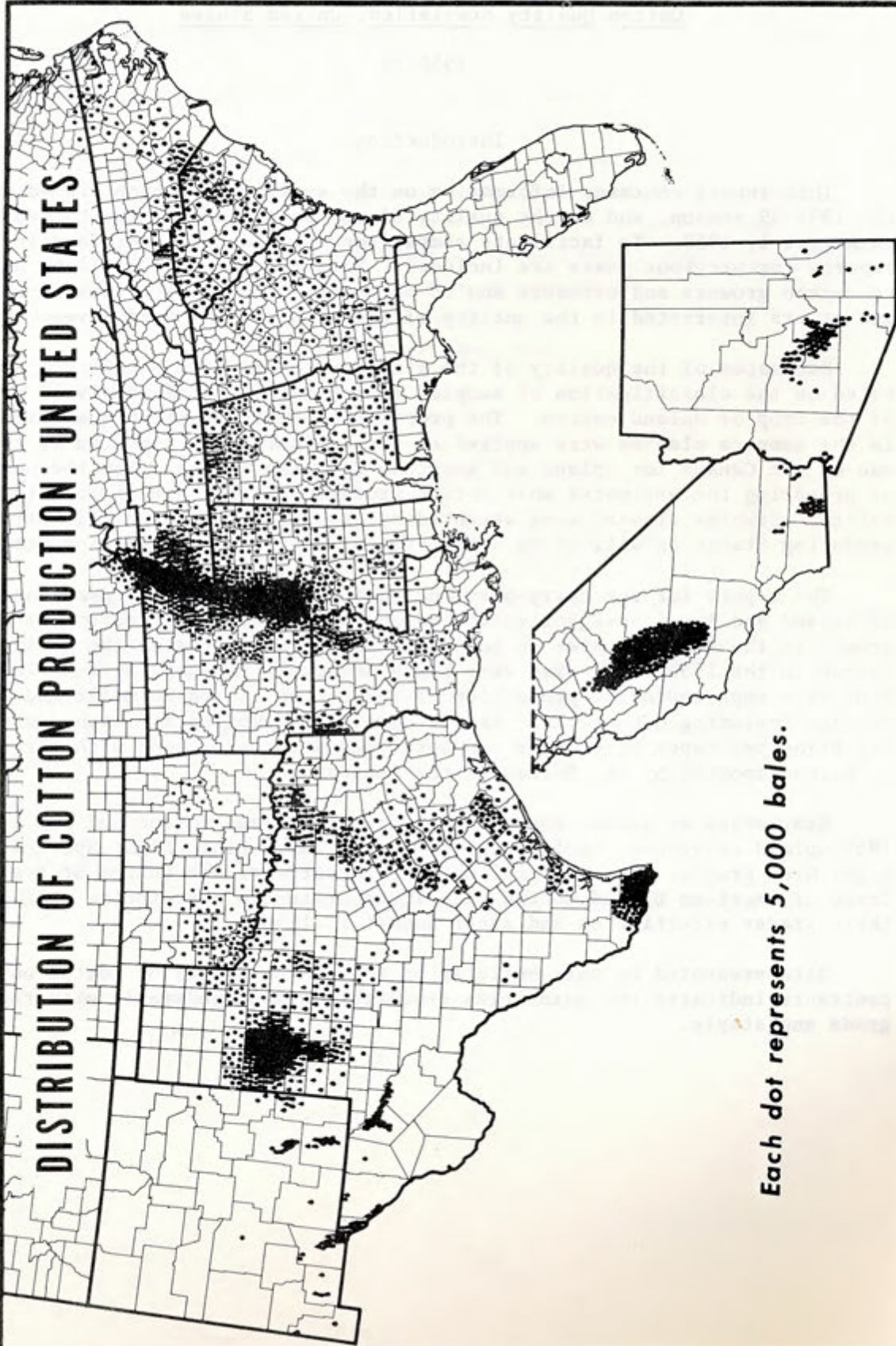
This report contains information on the quality of cotton ginned during the 1958-59 season, and on the quality of cotton on hand in the United States on August 1, 1959. To facilitate comparison certain data contained in the reports for previous years are included. This information should be helpful to cotton growers and breeders and to merchants, consumers, research workers and others interested in the quality of the crop and the carry-over.

Estimates of the quality of the ginnings for most of the States are based on the classification of samples representing approximately 10 percent of the crop of upland cotton. The proportions of the various qualities found in the samples classed were applied to total ginnings as reported by the Bureau of the Census for upland and American-Egyptian cotton. For the purpose of preparing the estimates most cotton-producing States are divided into districts. Samples classed were weighted by ginning periods for all cotton-producing States as well as by districts for most cotton-producing States.

The report for the carry-over includes statistics on the grade and staple of upland and American-Egyptian cotton and on the staple of cotton of foreign growth in the United States on August 1, 1959. Estimates on the quality of cotton in the 1959 carry-over were based on actual re-sampling and classification of a representative proportion of the cotton stored in mills and in public storage including CCC stocks. Sample data were compiled for each State and for the principal types of storage and were raised to correspond with the number of bales reported by the Bureau of the Census.

Statistics by grades for the 1958-crop of upland cotton and the August 1, 1959 upland carry-over include estimates for White Plus, Light Spotted and Light Gray grades. The Official Cotton Standards of the United States for Grade of American Upland Cotton will incorporate new descriptive standards for these grades effective on and after August 1, 1960.

Data presented in this bulletin on the tenderability of cotton on futures contracts indicates the quantities tenderable and untenderable with respect to grade and staple.



DISTRIBUTION OF COTTON PRODUCTION: UNITED STATES

Each dot represents 5,000 bales.

Table 2. — Grade and staple of upland cotton ginned in the United States, 1958-59

Grade	13/16 inch and shorter		7/8 inch		29/32 inch		15/16 inch		31/32 inch		1 inch		1-1/32 inches		1-1/16 inches		1-3/32 inches		1-1/8 inches		1-5/32 inches		1-3/16 inches		1-7/32 inches		1-1/4 inches and longer		All staples																																																																																																																																																																																																																																																																																																																																																																																																																																																																																																																																																																																																																																																																																																																																																																																																																																																																																																															
	Percent	Percent	Percent	Percent	Percent	Percent	Percent	Percent	Percent	Percent	Percent	Percent	Percent	Percent	Percent	Percent	Percent	Percent	Percent	Percent	Percent	Percent	Percent	Percent	Percent	Percent	Percent	Percent	Percent	Percent																																																																																																																																																																																																																																																																																																																																																																																																																																																																																																																																																																																																																																																																																																																																																																																																																																																																																																														
White:																															S.G.N.																																G.N.																																S.M.	0.5	1.8	2.2	4.1	6.5	9.9	9.8	9.8	12.1	10.5	14.6	14.6	14.6	10.5	0.3	0.2	0.2	0.8	0.5	0.2	0.2	0.8	0.5	0.5	6.6	6.6	2.9	2.9	9.7	M.	4.8	9.0	14.9	19.7	22.5	26.5	36.7	36.7	45.5	47.7	52.9	52.9	50.4	41.6	43.5	43.5	50.4	41.6	43.5	52.9	50.4	41.6	43.5	43.5	10.7	10.7	5.6	5.6	35.7	S.L.M.	6.6	14.2	23.1	30.4	34.6	39.6	44.2	48.8	53.4	58.0	62.6	67.2	71.8	76.4	81.0	85.6	90.2	94.8	99.4	104.0	108.6	113.2	117.8	122.4	127.0	131.6	136.2	140.8	145.4	150.0	L.M.	3.8	7.4	8.8	7.3	6.5	8.1	6.2	3.0	3.8	1.1	1.3	1.3	1.3	1.1	1.1	1.1	1.1	1.1	1.1	1.1	1.1	1.1	1.1	1.1	1.1	1.1	1.1	1.1	1.1	1.1	S.G.O.																																G.O.																																Total	17.9	36.5	53.8	66.8	77.0	78.9	89.0	97.3	97.3	97.3	97.8	98.0	98.7	98.0	100.0	100.0	99.1	99.1	99.1	99.1	99.1	99.1	99.1	99.1	99.1	99.1	99.1	99.1	99.1	99.1	Light Spotted:																																O.M.	1.1	4.6	5.0	4.2	3.1	2.5	1.7	1.7	1.3	1.0	1.0	1.0	1.0	1.0	1.0	1.0	1.0	1.0	1.0	1.0	1.0	1.0	1.0	1.0	1.0	1.0	1.0	1.0	1.0	1.0	S.M.	10.9	15.5	17.8	15.6	11.0	6.9	4.3	4.3	3.3	2.4	2.4	2.4	2.4	2.4	2.4	2.4	2.4	2.4	2.4	2.4	2.4	2.4	2.4	2.4	2.4	2.4	2.4	2.4	2.4	2.4	M.	14.8	16.9	14.4	7.8	5.0	4.9	2.4	2.4	2.4	2.4	2.4	2.4	2.4	2.4	2.4	2.4	2.4	2.4	2.4	2.4	2.4	2.4	2.4	2.4	2.4	2.4	2.4	2.4	2.4	2.4	S.L.M.	9.7	6.4	3.1	1.8	1.5	2.8	2.8	2.8	2.8	2.8	2.8	2.8	2.8	2.8	2.8	2.8	2.8	2.8	2.8	2.8	2.8	2.8	2.8	2.8	2.8	2.8	2.8	2.8	2.8	2.8	L.M.	38.1	43.4	40.3	29.4	20.6	17.1	9.3	2.4	2.4	2.4	2.4	2.4	2.4	2.4	2.4	2.4	2.4	2.4	2.4	2.4	2.4	2.4	2.4	2.4	2.4	2.4	2.4	2.4	2.4	2.4	Total	19.8	12.3	4.7	2.5	1.6	2.2	2.2	2.2	2.2	2.2	2.2	2.2	2.2	2.2	2.2	2.2	2.2	2.2	2.2	2.2	2.2	2.2	2.2	2.2	2.2	2.2	2.2	2.2	2.2	2.2	Spotted:																																All grades . . .	19.0	5.1	.7	.3	.1	.1	.1	.1	.1	.1	.1	.1	.1	.1	.1	.1	.1	.1	.1	.1	.1	.1	.1	.1	.1	.1	.1	.1	.1	.1	Tinged:																																All grades . . .	1.2	.2	*	*	*	*	*	*	*	*	*	*	*	*	*	*	*	*	*	*	*	*	*	*	*	*	*	*	*	*	*	Yellow Stained:																																All grades5	.4	.1	.2	.3	.7	.8	.2	.2	.2	.6	1.0	.3	.3	.3	.3	.3	.3	.3	.3	.3	.3	.3	.3	.3	.3	.3	.3	.3	.3	Light Gray:																																All grades1	.2	*	.1	.1	.4	.2	*	*	*	*	*	*	*	*	*	*	*	*	*	*	*	*	*	*	*	*	*	*	*	*	Gray:																																All grades . . .	3.4	1.9	.4	.5	.2	.4	.1	.1	.1	.1	.1	.1	.1	.1	.1	.1	.1	.1	.1	.1	.1	.1	.1	.1	.1	.1	.1	.1	.1	.1	Below Grade . . .	100.0	100.0	100.0	100.0	100.0	100.0	100.0	100.0	100.0	100.0	100.0	100.0	100.0	100.0	100.0	100.0	100.0	100.0	100.0	100.0	100.0	100.0	100.0	100.0	100.0	100.0	100.0	100.0	100.0	100.0	All grades . . .	100.0	100.0	100.0	100.0	100.0	100.0	100.0	100.0	100.0	100.0	100.0	100.0	100.0	100.0	100.0	100.0	100.0	100.0	100.0	100.0	100.0	100.0	100.0	100.0	100.0	100.0	100.0	100.0	100.0	100.0
S.G.N.																																G.N.																																S.M.	0.5	1.8	2.2	4.1	6.5	9.9	9.8	9.8	12.1	10.5	14.6	14.6	14.6	10.5	0.3	0.2	0.2	0.8	0.5	0.2	0.2	0.8	0.5	0.5	6.6	6.6	2.9	2.9	9.7	M.	4.8	9.0	14.9	19.7	22.5	26.5	36.7	36.7	45.5	47.7	52.9	52.9	50.4	41.6	43.5	43.5	50.4	41.6	43.5	52.9	50.4	41.6	43.5	43.5	10.7	10.7	5.6	5.6	35.7	S.L.M.	6.6	14.2	23.1	30.4	34.6	39.6	44.2	48.8	53.4	58.0	62.6	67.2	71.8	76.4	81.0	85.6	90.2	94.8	99.4	104.0	108.6	113.2	117.8	122.4	127.0	131.6	136.2	140.8	145.4	150.0	L.M.	3.8	7.4	8.8	7.3	6.5	8.1	6.2	3.0	3.8	1.1	1.3	1.3	1.3	1.1	1.1	1.1	1.1	1.1	1.1	1.1	1.1	1.1	1.1	1.1	1.1	1.1	1.1	1.1	1.1	1.1	S.G.O.																																G.O.																																Total	17.9	36.5	53.8	66.8	77.0	78.9	89.0	97.3	97.3	97.3	97.8	98.0	98.7	98.0	100.0	100.0	99.1	99.1	99.1	99.1	99.1	99.1	99.1	99.1	99.1	99.1	99.1	99.1	99.1	99.1	Light Spotted:																																O.M.	1.1	4.6	5.0	4.2	3.1	2.5	1.7	1.7	1.3	1.0	1.0	1.0	1.0	1.0	1.0	1.0	1.0	1.0	1.0	1.0	1.0	1.0	1.0	1.0	1.0	1.0	1.0	1.0	1.0	1.0	S.M.	10.9	15.5	17.8	15.6	11.0	6.9	4.3	4.3	3.3	2.4	2.4	2.4	2.4	2.4	2.4	2.4	2.4	2.4	2.4	2.4	2.4	2.4	2.4	2.4	2.4	2.4	2.4	2.4	2.4	2.4	M.	14.8	16.9	14.4	7.8	5.0	4.9	2.4	2.4	2.4	2.4	2.4	2.4	2.4	2.4	2.4	2.4	2.4	2.4	2.4	2.4	2.4	2.4	2.4	2.4	2.4	2.4	2.4	2.4	2.4	2.4	S.L.M.	9.7	6.4	3.1	1.8	1.5	2.8	2.8	2.8	2.8	2.8	2.8	2.8	2.8	2.8	2.8	2.8	2.8	2.8	2.8	2.8	2.8	2.8	2.8	2.8	2.8	2.8	2.8	2.8	2.8	2.8	L.M.	38.1	43.4	40.3	29.4	20.6	17.1	9.3	2.4	2.4	2.4	2.4	2.4	2.4	2.4	2.4	2.4	2.4	2.4	2.4	2.4	2.4	2.4	2.4	2.4	2.4	2.4	2.4	2.4	2.4	2.4	Total	19.8	12.3	4.7	2.5	1.6	2.2	2.2	2.2	2.2	2.2	2.2	2.2	2.2	2.2	2.2	2.2	2.2	2.2	2.2	2.2	2.2	2.2	2.2	2.2	2.2	2.2	2.2	2.2	2.2	2.2	Spotted:																																All grades . . .	19.0	5.1	.7	.3	.1	.1	.1	.1	.1	.1	.1	.1	.1	.1	.1	.1	.1	.1	.1	.1	.1	.1	.1	.1	.1	.1	.1	.1	.1	.1	Tinged:																																All grades . . .	1.2	.2	*	*	*	*	*	*	*	*	*	*	*	*	*	*	*	*	*	*	*	*	*	*	*	*	*	*	*	*	*	Yellow Stained:																																All grades5	.4	.1	.2	.3	.7	.8	.2	.2	.2	.6	1.0	.3	.3	.3	.3	.3	.3	.3	.3	.3	.3	.3	.3	.3	.3	.3	.3	.3	.3	Light Gray:																																All grades1	.2	*	.1	.1	.4	.2	*	*	*	*	*	*	*	*	*	*	*	*	*	*	*	*	*	*	*	*	*	*	*	*	Gray:																																All grades . . .	3.4	1.9	.4	.5	.2	.4	.1	.1	.1	.1	.1	.1	.1	.1	.1	.1	.1	.1	.1	.1	.1	.1	.1	.1	.1	.1	.1	.1	.1	.1	Below Grade . . .	100.0	100.0	100.0	100.0	100.0	100.0	100.0	100.0	100.0	100.0	100.0	100.0	100.0	100.0	100.0	100.0	100.0	100.0	100.0	100.0	100.0	100.0	100.0	100.0	100.0	100.0	100.0	100.0	100.0	100.0	All grades . . .	100.0	100.0	100.0	100.0	100.0	100.0	100.0	100.0	100.0	100.0	100.0	100.0	100.0	100.0	100.0	100.0	100.0	100.0	100.0	100.0	100.0	100.0	100.0	100.0	100.0	100.0	100.0	100.0	100.0	100.0																															
G.N.																																S.M.	0.5	1.8	2.2	4.1	6.5	9.9	9.8	9.8	12.1	10.5	14.6	14.6	14.6	10.5	0.3	0.2	0.2	0.8	0.5	0.2	0.2	0.8	0.5	0.5	6.6	6.6	2.9	2.9	9.7	M.	4.8	9.0	14.9	19.7	22.5	26.5	36.7	36.7	45.5	47.7	52.9	52.9	50.4	41.6	43.5	43.5	50.4	41.6	43.5	52.9	50.4	41.6	43.5	43.5	10.7	10.7	5.6	5.6	35.7	S.L.M.	6.6	14.2	23.1	30.4	34.6	39.6	44.2	48.8	53.4	58.0	62.6	67.2	71.8	76.4	81.0	85.6	90.2	94.8	99.4	104.0	108.6	113.2	117.8	122.4	127.0	131.6	136.2	140.8	145.4	150.0	L.M.	3.8	7.4	8.8	7.3	6.5	8.1	6.2	3.0	3.8	1.1	1.3	1.3	1.3	1.1	1.1	1.1	1.1	1.1	1.1	1.1	1.1	1.1	1.1	1.1	1.1	1.1	1.1	1.1	1.1	1.1	S.G.O.																																G.O.																																Total	17.9	36.5	53.8	66.8	77.0	78.9	89.0	97.3	97.3	97.3	97.8	98.0	98.7	98.0	100.0	100.0	99.1	99.1	99.1	99.1	99.1	99.1	99.1	99.1	99.1	99.1	99.1	99.1	99.1	99.1	Light Spotted:																																O.M.	1.1	4.6	5.0	4.2	3.1	2.5	1.7	1.7	1.3	1.0	1.0	1.0	1.0	1.0	1.0	1.0	1.0	1.0	1.0	1.0	1.0	1.0	1.0	1.0	1.0	1.0	1.0	1.0	1.0	1.0	S.M.	10.9	15.5	17.8	15.6	11.0	6.9	4.3	4.3	3.3	2.4	2.4	2.4	2.4	2.4	2.4	2.4	2.4	2.4	2.4	2.4	2.4	2.4	2.4	2.4	2.4	2.4	2.4	2.4	2.4	2.4	M.	14.8	16.9	14.4	7.8	5.0	4.9	2.4	2.4	2.4	2.4	2.4	2.4	2.4	2.4	2.4	2.4	2.4	2.4	2.4	2.4	2.4	2.4	2.4	2.4	2.4	2.4	2.4	2.4	2.4	2.4	S.L.M.	9.7	6.4	3.1	1.8	1.5	2.8	2.8	2.8	2.8	2.8	2.8	2.8	2.8	2.8	2.8	2.8	2.8	2.8	2.8	2.8	2.8	2.8	2.8	2.8	2.8	2.8	2.8	2.8	2.8	2.8	L.M.	38.1	43.4	40.3	29.4	20.6	17.1	9.3	2.4	2.4	2.4	2.4	2.4	2.4	2.4	2.4	2.4	2.4	2.4	2.4	2.4	2.4	2.4	2.4	2.4	2.4	2.4	2.4	2.4	2.4	2.4	Total	19.8	12.3	4.7	2.5	1.6	2.2	2.2	2.2	2.2	2.2	2.2	2.2	2.2	2.2	2.2	2.2	2.2	2.2	2.2	2.2	2.2	2.2	2.2	2.2	2.2	2.2	2.2	2.2	2.2	2.2	Spotted:																																All grades . . .	19.0	5.1	.7	.3	.1	.1	.1	.1	.1	.1	.1	.1	.1	.1	.1	.1	.1	.1	.1	.1	.1	.1	.1	.1	.1	.1	.1	.1	.1	.1	Tinged:																																All grades . . .	1.2	.2	*	*	*	*	*	*	*	*	*	*	*	*	*	*	*	*	*	*	*	*	*	*	*	*	*	*	*	*	*	Yellow Stained:																																All grades5	.4	.1	.2	.3	.7	.8	.2	.2	.2	.6	1.0	.3	.3	.3	.3	.3	.3	.3	.3	.3	.3	.3	.3	.3	.3	.3	.3	.3	.3	Light Gray:																																All grades1	.2	*	.1	.1	.4	.2	*	*	*	*	*	*	*	*	*	*	*	*	*	*	*	*	*	*	*	*	*	*	*	*	Gray:																																All grades . . .	3.4	1.9	.4	.5	.2	.4	.1	.1	.1	.1	.1	.1	.1	.1	.1	.1	.1	.1	.1	.1	.1	.1	.1	.1	.1	.1	.1	.1	.1	.1	Below Grade . . .	100.0	100.0	100.0	100.0	100.0	100.0	100.0	100.0	100.0	100.0	100.0	100.0	100.0	100.0	100.0	100.0	100.0	100.0	100.0	100.0	100.0	100.0	100.0	100.0	100.0	100.0	100.0	100.0	100.0	100.0	All grades . . .	100.0	100.0	100.0	100.0	100.0	100.0	100.0	100.0	100.0	100.0	100.0	100.0	100.0	100.0	100.0	100.0	100.0	100.0	100.0	100.0	100.0	100.0	100.0	100.0	100.0	100.0	100.0	100.0	100.0	100.0																																																															
S.M.	0.5	1.8	2.2	4.1	6.5	9.9	9.8	9.8	12.1	10.5	14.6	14.6	14.6	10.5	0.3	0.2	0.2	0.8	0.5	0.2	0.2	0.8	0.5	0.5	6.6	6.6	2.9	2.9	9.7	M.	4.8	9.0	14.9	19.7	22.5	26.5	36.7	36.7	45.5	47.7	52.9	52.9	50.4	41.6	43.5	43.5	50.4	41.6	43.5	52.9	50.4	41.6	43.5	43.5	10.7	10.7	5.6	5.6	35.7	S.L.M.	6.6	14.2	23.1	30.4	34.6	39.6	44.2	48.8	53.4	58.0	62.6	67.2	71.8	76.4	81.0	85.6	90.2	94.8	99.4	104.0	108.6	113.2	117.8	122.4	127.0	131.6	136.2	140.8	145.4	150.0	L.M.	3.8	7.4	8.8	7.3	6.5	8.1	6.2	3.0	3.8	1.1	1.3	1.3	1.3	1.1	1.1	1.1	1.1	1.1	1.1	1.1	1.1	1.1	1.1	1.1	1.1	1.1	1.1	1.1	1.1	1.1	S.G.O.																																G.O.																																Total	17.9	36.5	53.8	66.8	77.0	78.9	89.0	97.3	97.3	97.3	97.8	98.0	98.7	98.0	100.0	100.0	99.1	99.1	99.1	99.1	99.1	99.1	99.1	99.1	99.1	99.1	99.1	99.1	99.1	99.1	Light Spotted:																																O.M.	1.1	4.6	5.0	4.2	3.1	2.5	1.7	1.7	1.3	1.0	1.0	1.0	1.0	1.0	1.0	1.0	1.0	1.0	1.0	1.0	1.0	1.0	1.0	1.0	1.0	1.0	1.0	1.0	1.0	1.0	S.M.	10.9	15.5	17.8	15.6	11.0	6.9	4.3	4.3	3.3	2.4	2.4	2.4	2.4	2.4	2.4	2.4	2.4	2.4	2.4	2.4	2.4	2.4	2.4	2.4	2.4	2.4	2.4	2.4	2.4	2.4	M.	14.8	16.9	14.4	7.8	5.0	4.9	2.4	2.4	2.4	2.4	2.4	2.4	2.4	2.4	2.4	2.4	2.4	2.4	2.4	2.4	2.4	2.4	2.4	2.4	2.4	2.4	2.4	2.4	2.4	2.4	S.L.M.	9.7	6.4	3.1	1.8	1.5	2.8	2.8	2.8	2.8	2.8	2.8	2.8	2.8	2.8	2.8	2.8	2.8	2.8	2.8	2.8	2.8	2.8	2.8	2.8	2.8	2.8	2.8	2.8	2.8	2.8	L.M.	38.1	43.4	40.3	29.4	20.6	17.1	9.3	2.4	2.4	2.4	2.4	2.4	2.4	2.4	2.4	2.4	2.4	2.4	2.4	2.4	2.4	2.4	2.4	2.4	2.4	2.4	2.4	2.4	2.4	2.4	Total	19.8	12.3	4.7	2.5	1.6	2.2	2.2	2.2	2.2	2.2	2.2	2.2	2.2	2.2	2.2	2.2	2.2	2.2	2.2	2.2	2.2	2.2	2.2	2.2	2.2	2.2	2.2	2.2	2.2	2.2	Spotted:																																All grades . . .	19.0	5.1	.7	.3	.1	.1	.1	.1	.1	.1	.1	.1	.1	.1	.1	.1	.1	.1	.1	.1	.1	.1	.1	.1	.1	.1	.1	.1	.1	.1	Tinged:																																All grades . . .	1.2	.2	*	*	*	*	*	*	*	*	*	*	*	*	*	*	*	*	*	*	*	*	*	*	*	*	*	*	*	*	*	Yellow Stained:																																All grades5	.4	.1	.2	.3	.7	.8	.2	.2	.2	.6	1.0	.3	.3	.3	.3	.3	.3	.3	.3	.3	.3	.3	.3	.3	.3	.3	.3	.3	.3	Light Gray:																																All grades1	.2	*	.1	.1	.4	.2	*	*	*	*	*	*	*	*	*	*	*	*	*	*	*	*	*	*	*	*	*	*	*	*	Gray:																																All grades . . .	3.4	1.9	.4	.5	.2	.4	.1	.1	.1	.1	.1	.1	.1	.1	.1	.1	.1	.1	.1	.1	.1	.1	.1	.1	.1	.1	.1	.1	.1	.1	Below Grade . . .	100.0	100.0	100.0	100.0	100.0	100.0	100.0	100.0	100.0	100.0	100.0	100.0	100.0	100.0	100.0	100.0	100.0	100.0	100.0	100.0	100.0	100.0	100.0	100.0	100.0	100.0	100.0	100.0	100.0	100.0	All grades . . .	100.0	100.0	100.0	100.0	100.0	100.0	100.0	100.0	100.0	100.0	100.0	100.0	100.0	100.0	100.0	100.0	100.0	100.0	100.0	100.0	100.0	100.0	100.0	100.0	100.0	100.0	100.0	100.0	100.0	100.0																																																																																															
M.	4.8	9.0	14.9	19.7	22.5	26.5	36.7	36.7	45.5	47.7	52.9	52.9	50.4	41.6	43.5	43.5	50.4	41.6	43.5	52.9	50.4	41.6	43.5	43.5	10.7	10.7	5.6	5.6	35.7	S.L.M.	6.6	14.2	23.1	30.4	34.6	39.6	44.2	48.8	53.4	58.0	62.6	67.2	71.8	76.4	81.0	85.6	90.2	94.8	99.4	104.0	108.6	113.2	117.8	122.4	127.0	131.6	136.2	140.8	145.4	150.0	L.M.	3.8	7.4	8.8	7.3	6.5	8.1	6.2	3.0	3.8	1.1	1.3	1.3	1.3	1.1	1.1	1.1	1.1	1.1	1.1	1.1	1.1	1.1	1.1	1.1	1.1	1.1	1.1	1.1	1.1	1.1	S.G.O.																																G.O.																																Total	17.9	36.5	53.8	66.8	77.0	78.9	89.0	97.3	97.3	97.3	97.8	98.0	98.7	98.0	100.0	100.0	99.1	99.1	99.1	99.1	99.1	99.1	99.1	99.1	99.1	99.1	99.1	99.1	99.1	99.1	Light Spotted:																																O.M.	1.1	4.6	5.0	4.2	3.1	2.5	1.7	1.7	1.3	1.0	1.0	1.0	1.0	1.0	1.0	1.0	1.0	1.0	1.0	1.0	1.0	1.0	1.0	1.0	1.0	1.0	1.0	1.0	1.0	1.0	S.M.	10.9	15.5	17.8	15.6	11.0	6.9	4.3	4.3	3.3	2.4	2.4	2.4	2.4	2.4	2.4	2.4	2.4	2.4	2.4	2.4	2.4	2.4	2.4	2.4	2.4	2.4	2.4	2.4	2.4	2.4	M.	14.8	16.9	14.4	7.8	5.0	4.9	2.4	2.4	2.4	2.4	2.4	2.4	2.4	2.4	2.4	2.4	2.4	2.4	2.4	2.4	2.4	2.4	2.4	2.4	2.4	2.4	2.4	2.4	2.4	2.4	S.L.M.	9.7	6.4	3.1	1.8	1.5	2.8	2.8	2.8	2.8	2.8	2.8	2.8	2.8	2.8	2.8	2.8	2.8	2.8	2.8	2.8	2.8	2.8	2.8	2.8	2.8	2.8	2.8	2.8	2.8	2.8	L.M.	38.1	43.4	40.3	29.4	20.6	17.1	9.3	2.4	2.4	2.4	2.4	2.4	2.4	2.4	2.4	2.4	2.4	2.4	2.4	2.4	2.4	2.4	2.4	2.4	2.4	2.4	2.4	2.4	2.4	2.4	Total	19.8	12.3	4.7	2.5	1.6	2.2	2.2	2.2	2.2	2.2	2.2	2.2	2.2	2.2	2.2	2.2	2.2	2.2	2.2	2.2	2.2	2.2	2.2	2.2	2.2	2.2	2.2	2.2	2.2	2.2	Spotted:																																All grades . . .	19.0	5.1	.7	.3	.1	.1	.1	.1	.1	.1	.1	.1	.1	.1	.1	.1	.1	.1	.1	.1	.1	.1	.1	.1	.1	.1	.1	.1	.1	.1	Tinged:																																All grades . . .	1.2	.2	*	*	*	*	*	*	*	*	*	*	*	*	*	*	*	*	*	*	*	*	*	*	*	*	*	*	*	*	*	Yellow Stained:																																All grades5	.4	.1	.2	.3	.7	.8	.2	.2	.2	.6	1.0	.3	.3	.3	.3	.3	.3	.3	.3	.3	.3	.3	.3	.3	.3	.3	.3	.3	.3	Light Gray:																																All grades1	.2	*	.1	.1	.4	.2	*	*	*	*	*	*	*	*	*	*	*	*	*	*	*	*	*	*	*	*	*	*	*	*	Gray:																																All grades . . .	3.4	1.9	.4	.5	.2	.4	.1	.1	.1	.1	.1	.1	.1	.1	.1	.1	.1	.1	.1	.1	.1	.1	.1	.1	.1	.1	.1	.1	.1	.1	Below Grade . . .	100.0	100.0	100.0	100.0	100.0	100.0	100.0	100.0	100.0	100.0	100.0	100.0	100.0	100.0	100.0	100.0	100.0	100.0	100.0	100.0	100.0	100.0	100.0	100.0	100.0	100.0	100.0	100.0	100.0	100.0	All grades . . .	100.0	100.0	100.0	100.0	100.0	100.0	100.0	100.0	100.0	100.0	100.0	100.0	100.0	100.0	100.0	100.0	100.0	100.0	100.0	100.0	100.0	100.0	100.0	100.0	100.0	100.0	100.0	100.0	100.0	100.0																																																																																																																													
S.L.M.	6.6	14.2	23.1	30.4	34.6	39.6	44.2	48.8	53.4	58.0	62.6	67.2	71.8	76.4	81.0	85.6	90.2	94.8	99.4	104.0	108.6	113.2	117.8	122.4	127.0	131.6	136.2	140.8	145.4	150.0	L.M.	3.8	7.4	8.8	7.3	6.5	8.1	6.2	3.0	3.8	1.1	1.3	1.3	1.3	1.1	1.1	1.1	1.1	1.1	1.1	1.1	1.1	1.1	1.1	1.1	1.1	1.1	1.1	1.1	1.1	1.1	S.G.O.																																G.O.																																Total	17.9	36.5	53.8	66.8	77.0	78.9	89.0	97.3	97.3	97.3	97.8	98.0	98.7	98.0	100.0	100.0	99.1	99.1	99.1	99.1	99.1	99.1	99.1	99.1	99.1	99.1	99.1	99.1	99.1	99.1	Light Spotted:																																O.M.	1.1	4.6	5.0	4.2	3.1	2.5	1.7	1.7	1.3	1.0	1.0	1.0	1.0	1.0	1.0	1.0	1.0	1.0	1.0	1.0	1.0	1.0	1.0	1.0	1.0	1.0	1.0	1.0	1.0	1.0	S.M.	10.9	15.5	17.8	15.6	11.0	6.9	4.3	4.3	3.3	2.4	2.4	2.4	2.4	2.4	2.4	2.4	2.4	2.4	2.4	2.4	2.4	2.4	2.4	2.4	2.4	2.4	2.4	2.4	2.4	2.4	M.	14.8	16.9	14.4	7.8	5.0	4.9	2.4	2.4	2.4	2.4	2.4	2.4	2.4	2.4	2.4	2.4	2.4	2.4	2.4	2.4	2.4	2.4	2.4	2.4	2.4	2.4	2.4	2.4	2.4	2.4	S.L.M.	9.7	6.4	3.1	1.8	1.5	2.8	2.8	2.8	2.8	2.8	2.8	2.8	2.8	2.8	2.8	2.8	2.8	2.8	2.8	2.8	2.8	2.8	2.8	2.8	2.8	2.8	2.8	2.8	2.8	2.8	L.M.	38.1	43.4	40.3	29.4	20.6	17.1	9.3	2.4	2.4	2.4	2.4	2.4	2.4	2.4	2.4	2.4	2.4	2.4	2.4	2.4	2.4	2.4	2.4	2.4	2.4	2.4	2.4	2.4	2.4	2.4	Total	19.8	12.3	4.7	2.5	1.6	2.2	2.2	2.2	2.2	2.2	2.2	2.2	2.2	2.2	2.2	2.2	2.2	2.2	2.2	2.2	2.2	2.2	2.2	2.2	2.2	2.2	2.2	2.2	2.2	2.2	Spotted:																																All grades . . .	19.0	5.1	.7	.3	.1	.1	.1	.1	.1	.1	.1	.1	.1	.1	.1	.1	.1	.1	.1	.1	.1	.1	.1	.1	.1	.1	.1	.1	.1	.1	Tinged:																																All grades . . .	1.2	.2	*	*	*	*	*	*	*	*	*	*	*	*	*	*	*	*	*	*	*	*	*	*	*	*	*	*	*	*	*	Yellow Stained:																																All grades5	.4	.1	.2	.3	.7	.8	.2	.2	.2	.6	1.0	.3	.3	.3	.3	.3	.3	.3	.3	.3	.3	.3	.3	.3	.3	.3	.3	.3	.3	Light Gray:																																All grades1	.2	*	.1	.1	.4	.2	*	*	*	*	*	*	*	*	*	*	*	*	*	*	*	*	*	*	*	*	*	*	*	*	Gray:																																All grades . . .	3.4	1.9	.4	.5	.2	.4	.1	.1	.1	.1	.1	.1	.1	.1	.1	.1	.1	.1	.1	.1	.1	.1	.1	.1	.1	.1	.1	.1	.1	.1	Below Grade . . .	100.0	100.0	100.0	100.0	100.0	100.0	100.0	100.0	100.0	100.0	100.0	100.0	100.0	100.0	100.0	100.0	100.0	100.0	100.0	100.0	100.0	100.0	100.0	100.0	100.0	100.0	100.0	100.0	100.0	100.0	All grades . . .	100.0	100.0	100.0	100.0	100.0	100.0	100.0	100.0	100.0	100.0	100.0	100.0	100.0	100.0	100.0	100.0	100.0	100.0	100.0	100.0	100.0	100.0	100.0	100.0	100.0	100.0	100.0	100.0	100.0	100.0																																																																																																																																																											
L.M.	3.8	7.4	8.8	7.3	6.5	8.1	6.2	3.0	3.8	1.1	1.3	1.3	1.3	1.1	1.1	1.1	1.1	1.1	1.1	1.1	1.1	1.1	1.1	1.1	1.1	1.1	1.1	1.1	1.1	1.1	S.G.O.																																G.O.																																Total	17.9	36.5	53.8	66.8	77.0	78.9	89.0	97.3	97.3	97.3	97.8	98.0	98.7	98.0	100.0	100.0	99.1	99.1	99.1	99.1	99.1	99.1	99.1	99.1	99.1	99.1	99.1	99.1	99.1	99.1	Light Spotted:																																O.M.	1.1	4.6	5.0	4.2	3.1	2.5	1.7	1.7	1.3	1.0	1.0	1.0	1.0	1.0	1.0	1.0	1.0	1.0	1.0	1.0	1.0	1.0	1.0	1.0	1.0	1.0	1.0	1.0	1.0	1.0	S.M.	10.9	15.5	17.8	15.6	11.0	6.9	4.3	4.3	3.3	2.4	2.4	2.4	2.4	2.4	2.4	2.4	2.4	2.4	2.4	2.4	2.4	2.4	2.4	2.4	2.4	2.4	2.4	2.4	2.4	2.4	M.	14.8	16.9	14.4	7.8	5.0	4.9	2.4	2.4	2.4	2.4	2.4	2.4	2.4	2.4	2.4	2.4	2.4	2.4	2.4	2.4	2.4	2.4	2.4	2.4	2.4	2.4	2.4	2.4	2.4	2.4	S.L.M.	9.7	6.4	3.1	1.8	1.5	2.8	2.8	2.8	2.8	2.8	2.8	2.8	2.8	2.8	2.8	2.8	2.8	2.8	2.8	2.8	2.8	2.8	2.8	2.8	2.8	2.8	2.8	2.8	2.8	2.8	L.M.	38.1	43.4	40.3	29.4	20.6	17.1	9.3	2.4	2.4	2.4	2.4	2.4	2.4	2.4	2.4	2.4	2.4	2.4	2.4	2.4	2.4	2.4	2.4	2.4	2.4	2.4	2.4	2.4	2.4	2.4	Total	19.8	12.3	4.7	2.5	1.6	2.2	2.2	2.2	2.2	2.2	2.2	2.2	2.2	2.2	2.2	2.2	2.2	2.2	2.2	2.2	2.2	2.2	2.2	2.2	2.2	2.2	2.2	2.2	2.2	2.2	Spotted:																																All grades . . .	19.0	5.1	.7	.3	.1	.1	.1	.1	.1	.1	.1	.1	.1	.1	.1	.1	.1	.1	.1	.1	.1	.1	.1	.1	.1	.1	.1	.1	.1	.1	Tinged:																																All grades . . .	1.2	.2	*	*	*	*	*	*	*	*	*	*	*	*	*	*	*	*	*	*	*	*	*	*	*	*	*	*	*	*	*	Yellow Stained:																																All grades5	.4	.1	.2	.3	.7	.8	.2	.2	.2	.6	1.0	.3	.3	.3	.3	.3	.3	.3	.3	.3	.3	.3	.3	.3	.3	.3	.3	.3	.3	Light Gray:																																All grades1	.2	*	.1	.1	.4	.2	*	*	*	*	*	*	*	*	*	*	*	*	*	*	*	*	*	*	*	*	*	*	*	*	Gray:																																All grades . . .	3.4	1.9	.4	.5	.2	.4	.1	.1	.1	.1	.1	.1	.1	.1	.1	.1	.1	.1	.1	.1	.1	.1	.1	.1	.1	.1	.1	.1	.1	.1	Below Grade . . .	100.0	100.0	100.0	100.0	100.0	100.0	100.0	100.0	100.0	100.0	100.0	100.0	100.0	100.0	100.0	100.0	100.0	100.0	100.0	100.0	100.0	100.0	100.0	100.0	100.0	100.0	100.0	100.0	100.0	100.0	All grades . . .	100.0	100.0	100.0	100.0	100.0	100.0	100.0	100.0	100.0	100.0	100.0	100.0	100.0	100.0	100.0	100.0	100.0	100.0	100.0	100.0	100.0	100.0	100.0	100.0	100.0	100.0	100.0	100.0	100.0	100.0																																																																																																																																																																																										
S.G.O.																																G.O.																																Total	17.9	36.5	53.8	66.8	77.0	78.9	89.0	97.3	97.3	97.3	97.8	98.0	98.7	98.0	100.0	100.0	99.1	99.1	99.1	99.1	99.1	99.1	99.1	99.1	99.1	99.1	99.1	99.1	99.1	99.1	Light Spotted:																																O.M.	1.1	4.6	5.0	4.2	3.1	2.5	1.7	1.7	1.3	1.0	1.0	1.0	1.0	1.0	1.0	1.0	1.0	1.0	1.0	1.0	1.0	1.0	1.0	1.0	1.0	1.0	1.0	1.0	1.0	1.0	S.M.	10.9	15.5	17.8	15.6	11.0	6.9	4.3	4.3	3.3	2.4	2.4	2.4	2.4	2.4	2.4	2.4	2.4	2.4	2.4	2.4	2.4	2.4	2.4	2.4	2.4	2.4	2.4	2.4	2.4	2.4	M.	14.8	16.9	14.4	7.8	5.0	4.9	2.4	2.4	2.4	2.4	2.4	2.4	2.4	2.4	2.4	2.4	2.4	2.4	2.4	2.4	2.4	2.4	2.4	2.4	2.4	2.4	2.4	2.4	2.4	2.4	S.L.M.	9.7	6.4	3.1	1.8	1.5	2.8	2.8	2.8	2.8	2.8	2.8	2.8	2.8	2.8	2.8	2.8	2.8	2.8	2.8	2.8	2.8	2.8	2.8	2.8	2.8	2.8	2.8	2.8	2.8	2.8	L.M.	38.1	43.4	40.3	29.4	20.6	17.1	9.3	2.4	2.4	2.4	2.4	2.4	2.4	2.4	2.4	2.4	2.4	2.4	2.4	2.4	2.4	2.4	2.4	2.4	2.4	2.4	2.4	2.4	2.4	2.4	Total	19.8	12.3	4.7	2.5	1.6	2.2	2.2	2.2	2.2	2.2	2.2	2.2	2.2	2.2	2.2	2.2	2.2	2.2	2.2	2.2	2.2	2.2	2.2	2.2	2.2	2.2	2.2	2.2	2.2	2.2	Spotted:																																All grades . . .	19.0	5.1	.7	.3	.1	.1	.1	.1	.1	.1	.1	.1	.1	.1	.1	.1	.1	.1	.1	.1	.1	.1	.1	.1	.1	.1	.1	.1	.1	.1	Tinged:																																All grades . . .	1.2	.2	*	*	*	*	*	*	*	*	*	*	*	*	*	*	*	*	*	*	*	*	*	*	*	*	*	*	*	*	*	Yellow Stained:																																All grades5	.4	.1	.2	.3	.7	.8	.2	.2	.2	.6	1.0	.3	.3	.3	.3	.3	.3	.3	.3	.3	.3	.3	.3	.3	.3	.3	.3	.3	.3	Light Gray:																																All grades1	.2	*	.1	.1	.4	.2	*	*	*	*	*	*	*	*	*	*	*	*	*	*	*	*	*	*	*	*	*	*	*	*	Gray:																																All grades . . .	3.4	1.9	.4	.5	.2	.4	.1	.1	.1	.1	.1	.1	.1	.1	.1	.1	.1	.1	.1	.1	.1	.1	.1	.1	.1	.1	.1	.1	.1	.1	Below Grade . . .	100.0	100.0	100.0	100.0	100.0	100.0	100.0	100.0	100.0	100.0	100.0	100.0	100.0	100.0	100.0	100.0	100.0	100.0	100.0	100.0	100.0	100.0	100.0	100.0	100.0	100.0	100.0	100.0	100.0	100.0	All grades . . .	100.0	100.0	100.0	100.0	100.0	100.0	100.0	100.0	100.0	100.0	100.0	100.0	100.0	100.0	100.0	100.0	100.0	100.0	100.0	100.0	100.0	100.0	100.0	100.0	100.0	100.0	100.0	100.0	100.0	100.0																																																																																																																																																																																																																									
G.O.																																Total	17.9	36.5	53.8	66.8	77.0	78.9	89.0	97.3	97.3	97.3	97.8	98.0	98.7	98.0	100.0	100.0	99.1	99.1	99.1	99.1	99.1	99.1	99.1	99.1	99.1	99.1	99.1	99.1	99.1	99.1	Light Spotted:																																O.M.	1.1	4.6	5.0	4.2	3.1	2.5	1.7	1.7	1.3	1.0	1.0	1.0	1.0	1.0	1.0	1.0	1.0	1.0	1.0	1.0	1.0	1.0	1.0	1.0	1.0	1.0	1.0	1.0	1.0	1.0	S.M.	10.9	15.5	17.8	15.6	11.0	6.9	4.3	4.3	3.3	2.4	2.4	2.4	2.4	2.4	2.4	2.4	2.4	2.4	2.4	2.4	2.4	2.4	2.4	2.4	2.4	2.4	2.4	2.4	2.4	2.4	M.	14.8	16.9	14.4	7.8	5.0	4.9	2.4	2.4	2.4	2.4	2.4	2.4	2.4	2.4	2.4	2.4	2.4	2.4	2.4	2.4	2.4	2.4	2.4	2.4	2.4	2.4	2.4	2.4	2.4	2.4	S.L.M.	9.7	6.4	3.1	1.8	1.5	2.8	2.8	2.8	2.8	2.8	2.8	2.8	2.8	2.8	2.8	2.8	2.8	2.8	2.8	2.8	2.8	2.8	2.8	2.8	2.8	2.8	2.8	2.8	2.8	2.8	L.M.	38.1	43.4	40.3	29.4	20.6	17.1	9.3	2.4	2.4	2.4	2.4	2.4	2.4	2.4	2.4	2.4	2.4	2.4	2.4	2.4	2.4	2.4	2.4	2.4	2.4	2.4	2.4	2.4	2.4	2.4	Total	19.8	12.3	4.7	2.5	1.6	2.2	2.2	2.2	2.2	2.2	2.2	2.2	2.2	2.2	2.2	2.2	2.2	2.2	2.2	2.2	2.2	2.2	2.2	2.2	2.2	2.2	2.2	2.2	2.2	2.2	Spotted:																																All grades . . .	19.0	5.1	.7	.3	.1	.1	.1	.1	.1	.1	.1	.1	.1	.1	.1	.1	.1	.1	.1	.1	.1	.1	.1	.1	.1	.1	.1	.1	.1	.1	Tinged:																																All grades . . .	1.2	.2	*	*	*	*	*	*	*	*	*	*	*	*	*	*	*	*	*	*	*	*	*	*	*	*	*	*	*	*	*	Yellow Stained:																																All grades5	.4	.1	.2	.3	.7	.8	.2	.2	.2	.6	1.0	.3	.3	.3	.3	.3	.3	.3	.3	.3	.3	.3	.3	.3	.3	.3	.3	.3	.3	Light Gray:																																All grades1	.2	*	.1	.1	.4	.2	*	*	*	*	*	*	*	*	*	*	*	*	*	*	*	*	*	*	*	*	*	*	*	*	Gray:																																All grades . . .	3.4	1.9	.4	.5	.2	.4	.1	.1	.1	.1	.1	.1	.1	.1	.1	.1	.1	.1	.1	.1	.1	.1	.1	.1	.1	.1	.1	.1	.1	.1	Below Grade . . .	100.0	100.0	100.0	100.0	100.0	100.0	100.0	100.0	100.0	100.0	100.0	100.0	100.0	100.0	100.0	100.0	100.0	100.0	100.0	100.0	100.0	100.0	100.0	100.0	100.0	100.0	100.0	100.0	100.0	100.0	All grades . . .	100.0	100.0	100.0	100.0	100.0	100.0	100.0	100.0	100.0	100.0	100.0	100.0	100.0	100.0	100.0	100.0	100.0	100.0	100.0	100.0	100.0	100.0	100.0	100.0	100.0	100.0	100.0	100.0	100.0	100.0																																																																																																																																																																																																																																																									
Total	17.9	36.5	53.8	66.8	77.0	78.9	89.0	97.3	97.3	97.3	97.8	98.0	98.7	98.0	100.0	100.0	99.1	99.1	99.1	99.1	99.1	99.1	99.1	99.1	99.1	99.1	99.1	99.1	99.1	99.1	Light Spotted:																																O.M.	1.1	4.6	5.0	4.2	3.1	2.5	1.7	1.7	1.3	1.0	1.0	1.0	1.0	1.0	1.0	1.0	1.0	1.0	1.0	1.0	1.0	1.0	1.0	1.0	1.0	1.0	1.0	1.0	1.0	1.0	S.M.	10.9	15.5	17.8	15.6	11.0	6.9	4.3	4.3	3.3	2.4	2.4	2.4	2.4	2.4	2.4	2.4	2.4	2.4	2.4	2.4	2.4	2.4	2.4	2.4	2.4	2.4	2.4	2.4	2.4	2.4	M.	14.8	16.9	14.4	7.8	5.0	4.9	2.4	2.4	2.4	2.4	2.4	2.4	2.4	2.4	2.4	2.4	2.4	2.4	2.4	2.4	2.4	2.4	2.4	2.4	2.4	2.4	2.4	2.4	2.4	2.4	S.L.M.	9.7	6.4	3.1	1.8	1.5	2.8	2.8	2.8	2.8	2.8	2.8	2.8	2.8	2.8	2.8	2.8	2.8	2.8	2.8	2.8	2.8	2.8	2.8	2.8	2.8	2.8	2.8	2.8	2.8	2.8	L.M.	38.1	43.4	40.3	29.4	20.6	17.1	9.3	2.4	2.4	2.4	2.4	2.4	2.4	2.4	2.4	2.4	2.4	2.4	2.4	2.4	2.4	2.4	2.4	2.4	2.4	2.4	2.4	2.4	2.4	2.4	Total	19.8	12.3	4.7	2.5	1.6	2.2	2.2	2.2	2.2	2.2	2.2	2.2	2.2	2.2	2.2	2.2	2.2	2.2	2.2	2.2	2.2	2.2	2.2	2.2	2.2	2.2	2.2	2.2	2.2	2.2	Spotted:																																All grades . . .	19.0	5.1	.7	.3	.1	.1	.1	.1	.1	.1	.1	.1	.1	.1	.1	.1	.1	.1	.1	.1	.1	.1	.1	.1	.1	.1	.1	.1	.1	.1	Tinged:																																All grades . . .	1.2	.2	*	*	*	*	*	*	*	*	*	*	*	*	*	*	*	*	*	*	*	*	*	*	*	*	*	*	*	*	*	Yellow Stained:																																All grades5	.4	.1	.2	.3	.7	.8	.2	.2	.2	.6	1.0	.3	.3	.3	.3	.3	.3	.3	.3	.3	.3	.3	.3	.3	.3	.3	.3	.3	.3	Light Gray:																																All grades1	.2	*	.1	.1	.4	.2	*	*	*	*	*	*	*	*	*	*	*	*	*	*	*	*	*	*	*	*	*	*	*	*	Gray:																																All grades . . .	3.4	1.9	.4	.5	.2	.4	.1	.1	.1	.1	.1	.1	.1	.1	.1	.1	.1	.1	.1	.1	.1	.1	.1	.1	.1	.1	.1	.1	.1	.1	Below Grade . . .	100.0	100.0	100.0	100.0	100.0	100.0	100.0	100.0	100.0	100.0	100.0	100.0	100.0	100.0	100.0	100.0	100.0	100.0	100.0	100.0	100.0	100.0	100.0	100.0	100.0	100.0	100.0	100.0	100.0	100.0	All grades . . .	100.0	100.0	100.0	100.0	100.0	100.0	100.0	100.0	100.0	100.0	100.0	100.0	100.0	100.0	100.0	100.0	100.0	100.0	100.0	100.0	100.0	100.0	100.0	100.0	100.0	100.0	100.0	100.0	100.0	100.0																																																																																																																																																																																																																																																																																									
Light Spotted:																																O.M.	1.1	4.6	5.0	4.2	3.1	2.5	1.7	1.7	1.3	1.0	1.0	1.0	1.0	1.0	1.0	1.0	1.0	1.0	1.0	1.0	1.0	1.0	1.0	1.0	1.0	1.0	1.0	1.0	1.0	1.0	S.M.	10.9	15.5	17.8	15.6	11.0	6.9	4.3	4.3	3.3	2.4	2.4	2.4	2.4	2.4	2.4	2.4	2.4	2.4	2.4	2.4	2.4	2.4	2.4	2.4	2.4	2.4	2.4	2.4	2.4	2.4	M.	14.8	16.9	14.4	7.8	5.0	4.9	2.4	2.4	2.4	2.4	2.4	2.4	2.4	2.4	2.4	2.4	2.4	2.4	2.4	2.4	2.4	2.4	2.4	2.4	2.4	2.4	2.4	2.4	2.4	2.4	S.L.M.	9.7	6.4	3.1	1.8	1.5	2.8	2.8	2.8	2.8	2.8	2.8	2.8	2.8	2.8	2.8	2.8	2.8	2.8	2.8	2.8	2.8	2.8	2.8	2.8	2.8	2.8	2.8	2.8	2.8	2.8	L.M.	38.1	43.4	40.3	29.4	20.6	17.1	9.3	2.4	2.4	2.4	2.4	2.4	2.4	2.4	2.4	2.4	2.4	2.4	2.4	2.4	2.4	2.4	2.4	2.4	2.4	2.4	2.4	2.4	2.4	2.4	Total	19.8	12.3	4.7	2.5	1.6	2.2	2.2	2.2	2.2	2.2	2.2	2.2	2.2	2.2	2.2	2.2	2.2	2.2	2.2	2.2	2.2	2.2	2.2	2.2	2.2	2.2	2.2	2.2	2.2	2.2	Spotted:																																All grades . . .	19.0	5.1	.7	.3	.1	.1	.1	.1	.1	.1	.1	.1	.1	.1	.1	.1	.1	.1	.1	.1	.1	.1	.1	.1	.1	.1	.1	.1	.1	.1	Tinged:																																All grades . . .	1.2	.2	*	*	*	*	*	*	*	*	*	*	*	*	*	*	*	*	*	*	*	*	*	*	*	*	*	*	*	*	*	Yellow Stained:																																All grades5	.4	.1	.2	.3	.7	.8	.2	.2	.2	.6	1.0	.3	.3	.3	.3	.3	.3	.3	.3	.3	.3	.3	.3	.3	.3	.3	.3	.3	.3	Light Gray:																																All grades1	.2	*	.1	.1	.4	.2	*	*	*	*	*	*	*	*	*	*	*	*	*	*	*	*	*	*	*	*	*	*	*	*	Gray:																																All grades . . .	3.4	1.9	.4	.5	.2	.4	.1	.1	.1	.1	.1	.1	.1	.1	.1	.1	.1	.1	.1	.1	.1	.1	.1	.1	.1	.1	.1	.1	.1	.1	Below Grade . . .	100.0	100.0	100.0	100.0	100.0	100.0	100.0	100.0	100.0	100.0	100.0	100.0	100.0	100.0	100.0	100.0	100.0	100.0	100.0	100.0	100.0	100.0	100.0	100.0	100.0	100.0	100.0	100.0	100.0	100.0	All grades . . .	100.0	100.0	100.0	100.0	100.0	100.0	100.0	100.0	100.0	100.0	100.0	100.0	100.0	100.0	100.0	100.0	100.0	100.0	100.0	100.0	100.0	100.0	100.0	100.0	100.0	100.0	100.0	100.0	100.0	100.0																																																																																																																																																																																																																																																																																																																								
O.M.	1.1	4.6	5.0	4.2	3.1	2.5	1.7	1.7	1.3	1.0	1.0	1.0	1.0	1.0	1.0	1.0	1.0	1.0	1.0	1.0	1.0	1.0	1.0	1.0	1.0	1.0	1.0	1.0	1.0	1.0	S.M.	10.9	15.5	17.8	15.6	11.0	6.9	4.3	4.3	3.3	2.4	2.4	2.4	2.4	2.4	2.4	2.4	2.4	2.4	2.4	2.4	2.4	2.4	2.4	2.4	2.4	2.4	2.4	2.4	2.4	2.4	M.	14.8	16.9	14.4	7.8	5.0	4.9	2.4	2.4	2.4	2.4	2.4	2.4	2.4	2.4	2.4	2.4	2.4	2.4	2.4	2.4	2.4	2.4	2.4	2.4	2.4	2.4	2.4	2.4	2.4	2.4	S.L.M.	9.7	6.4	3.1	1.8	1.5	2.8	2.8	2.8	2.8	2.8	2.8	2.8	2.8	2.8	2.8	2.8	2.8	2.8	2.8	2.8	2.8	2.8	2.8	2.8	2.8	2.8	2.8	2.8	2.8	2.8	L.M.	38.1	43.4	40.3	29.4	20.6	17.1	9.3	2.4	2.4	2.4	2.4	2.4	2.4	2.4	2.4	2.4	2.4	2.4	2.4	2.4	2.4	2.4	2.4	2.4	2.4	2.4	2.4	2.4	2.4	2.4	Total	19.8	12.3	4.7	2.5	1.6	2.2	2.2	2.2	2.2	2.2	2.2	2.2	2.2	2.2	2.2	2.2	2.2	2.2	2.2	2.2	2.2	2.2	2.2	2.2	2.2	2.2	2.2	2.2	2.2	2.2	Spotted:																																All grades . . .	19.0	5.1	.7	.3	.1	.1	.1	.1	.1	.1	.1	.1	.1	.1	.1	.1	.1	.1	.1	.1	.1	.1	.1	.1	.1	.1	.1	.1	.1	.1	Tinged:																																All grades . . .	1.2	.2	*	*	*	*	*	*	*	*	*	*	*	*	*	*	*	*	*	*	*	*	*	*	*	*	*	*	*	*	*	Yellow Stained:																																All grades5	.4	.1	.2	.3	.7	.8	.2	.2	.2	.6	1.0	.3	.3	.3	.3	.3	.3	.3	.3	.3	.3	.3	.3	.3	.3	.3	.3	.3	.3	Light Gray:																																All grades1	.2	*	.1	.1	.4	.2	*	*	*	*	*	*	*	*	*	*	*	*	*	*	*	*	*	*	*	*	*	*	*	*	Gray:																																All grades . . .	3.4	1.9	.4	.5	.2	.4	.1	.1	.1	.1	.1	.1	.1	.1	.1	.1	.1	.1	.1	.1	.1	.1	.1	.1	.1	.1	.1	.1	.1	.1	Below Grade . . .	100.0	100.0	100.0	100.0	100.0	100.0	100.0	100.0	100.0	100.0	100.0	100.0	100.0	100.0	100.0	100.0	100.0	100.0	100.0	100.0	100.0	100.0	100.0	100.0	100.0	100.0	100.0	100.0	100.0	100.0	All grades . . .	100.0	100.0	100.0	100.0	100.0	100.0	100.0	100.0	100.0	100.0	100.0	100.0	100.0	100.0	100.0	100.0	100.0	100.0	100.0	100.0	100.0	100.0	100.0	100.0	100.0	100.0	100.0	100.0	100.0	100.0																																																																																																																																																																																																																																																																																																																																																								
S.M.	10.9	15.5	17.8	15.6	11.0	6.9	4.3	4.3	3.3	2.4	2.4	2.4	2.4	2.4	2.4	2.4	2.4	2.4	2.4	2.4	2.4	2.4	2.4	2.4	2.4	2.4	2.4	2.4	2.4	2.4	M.	14.8	16.9	14.4	7.8	5.0	4.9	2.4	2.4	2.4	2.4	2.4	2.4	2.4	2.4	2.4	2.4	2.4	2.4	2.4	2.4	2.4	2.4	2.4	2.4	2.4	2.4	2.4	2.4	2.4	2.4	S.L.M.	9.7	6.4	3.1	1.8	1.5	2.8	2.8	2.8	2.8	2.8	2.8	2.8	2.8	2.8	2.8	2.8	2.8	2.8	2.8	2.8	2.8	2.8	2.8	2.8	2.8	2.8	2.8	2.8	2.8	2.8	L.M.	38.1	43.4	40.3	29.4	20.6	17.1	9.3	2.4	2.4	2.4	2.4	2.4	2.4	2.4	2.4	2.4	2.4	2.4	2.4	2.4	2.4	2.4	2.4	2.4	2.4	2.4	2.4	2.4	2.4	2.4	Total	19.8	12.3	4.7	2.5	1.6	2.2	2.2	2.2	2.2	2.2	2.2	2.2	2.2	2.2	2.2	2.2	2.2	2.2	2.2	2.2	2.2	2.2	2.2	2.2	2.2	2.2	2.2	2.2	2.2	2.2	Spotted:																																All grades . . .	19.0	5.1	.7	.3	.1	.1	.1	.1	.1	.1	.1	.1	.1	.1	.1	.1	.1	.1	.1	.1	.1	.1	.1	.1	.1	.1	.1	.1	.1	.1	Tinged:																																All grades . . .	1.2	.2	*	*	*	*	*	*	*	*	*	*	*	*	*	*	*	*	*	*	*	*	*	*	*	*	*	*	*	*	*	Yellow Stained:																																All grades5	.4	.1	.2	.3	.7	.8	.2	.2	.2	.6	1.0	.3	.3	.3	.3	.3	.3	.3	.3	.3	.3	.3	.3	.3	.3	.3	.3	.3	.3	Light Gray:																																All grades1	.2	*	.1	.1	.4	.2	*	*	*	*	*	*	*	*	*	*	*	*	*	*	*	*	*	*	*	*	*	*	*	*	Gray:																																All grades . . .	3.4	1.9	.4	.5	.2	.4	.1	.1	.1	.1	.1	.1	.1	.1	.1	.1	.1	.1	.1	.1	.1	.1	.1	.1	.1	.1	.1	.1	.1	.1	Below Grade . . .	100.0	100.0	100.0	100.0	100.0	100.0	100.0	100.0	100.0	100.0	100.0	100.0	100.0	100.0	100.0	100.0	100.0	100.0	100.0	100.0	100.0	100.0	100.0	100.0	100.0	100.0	100.0	100.0	100.0	100.0	All grades . . .	100.0	100.0	100.0	100.0	100.0	100.0	100.0	100.0	100.0	100.0	100.0	100.0	100.0	100.0	100.0	100.0	100.0	100.0	100.0	100.0	100.0	100.0	100.0	100.0	100.0	100.0	100.0	100.0	100.0	100.0																																																																																																																																																																																																																																																																																																																																																																																							
M.	14.8	16.9	14.4	7.8	5.0	4.9	2.4	2.4	2.4	2.4	2.4	2.4	2.4	2.4	2.4	2.4	2.4	2.4	2.4	2.4	2.4	2.4	2.4	2.4	2.4	2.4	2.4	2.4	2.4	2.4	S.L.M.	9.7	6.4	3.1	1.8	1.5	2.8	2.8	2.8	2.8	2.8	2.8	2.8	2.8	2.8	2.8	2.8	2.8	2.8	2.8	2.8	2.8	2.8	2.8	2.8	2.8	2.8	2.8	2.8	2.8	2.8	L.M.	38.1	43.4	40.3	29.4	20.6	17.1	9.3	2.4	2.4	2.4	2.4	2.4	2.4	2.4	2.4	2.4	2.4	2.4	2.4	2.4	2.4	2.4	2.4	2.4	2.4	2.4	2.4	2.4	2.4	2.4	Total	19.8	12.3	4.7	2.5	1.6	2.2	2.2	2.2	2.2	2.2	2.2	2.2	2.2	2.2	2.2	2.2	2.2	2.2	2.2	2.2	2.2	2.2	2.2	2.2	2.2	2.2	2.2	2.2	2.2	2.2	Spotted:																																All grades . . .	19.0	5.1	.7	.3	.1	.1	.1	.1	.1	.1	.1	.1	.1	.1	.1	.1	.1	.1	.1	.1	.1	.1	.1	.1	.1	.1	.1	.1	.1	.1	Tinged:																																All grades . . .	1.2	.2	*	*	*	*	*	*	*	*	*	*	*	*	*	*	*	*	*	*	*	*	*	*	*	*	*	*	*	*	*	Yellow Stained:																																All grades5	.4	.1	.2	.3	.7	.8	.2	.2	.2	.6	1.0	.3	.3	.3	.3	.3	.3	.3	.3	.3	.3	.3	.3	.3	.3	.3	.3	.3	.3	Light Gray:																																All grades1	.2	*	.1	.1	.4	.2	*	*	*	*	*	*	*	*	*	*	*	*	*	*	*	*	*	*	*	*	*	*	*	*	Gray:																																All grades . . .	3.4	1.9	.4	.5	.2	.4	.1	.1	.1	.1	.1	.1	.1	.1	.1	.1	.1	.1	.1	.1	.1	.1	.1	.1	.1	.1	.1	.1	.1	.1	Below Grade . . .	100.0	100.0	100.0	100.0	100.0	100.0	100.0	100.0	100.0	100.0	100.0	100.0	100.0	100.0	100.0	100.0	100.0	100.0	100.0	100.0	100.0	100.0	100.0	100.0	100.0	100.0	100.0	100.0	100.0	100.0	All grades . . .	100.0	100.0	100.0	100.0	100.0	100.0	100.0	100.0	100.0	100.0	100.0	100.0	100.0	100.0	100.0	100.0	100.0	100.0	100.0	100.0	100.0	100.0	100.0	100.0	100.0	100.0	100.0	100.0	100.0	100.0																																																																																																																																																																																																																																																																																																																																																																																																																						
S.L.M.	9.7	6.4	3.1	1.8	1.5	2.8	2.8	2.8	2.8	2.8	2.8	2.8	2.8	2.8	2.8	2.8	2.8	2.8	2.8	2.8	2.8	2.8	2.8	2.8	2.8	2.8	2.8	2.8	2.8	2.8	L.M.	38.1	43.4	40.3	29.4	20.6	17.1	9.3	2.4	2.4	2.4	2.4	2.4	2.4	2.4	2.4	2.4	2.4	2.4	2.4	2.4	2.4	2.4	2.4	2.4	2.4	2.4	2.4	2.4	2.4	2.4	Total	19.8	12.3	4.7	2.5	1.6	2.2	2.2	2.2	2.2	2.2	2.2	2.2	2.2	2.2	2.2	2.2	2.2	2.2	2.2	2.2	2.2	2.2	2.2	2.2	2.2	2.2	2.2	2.2	2.2	2.2	Spotted:																																All grades . . .	19.0	5.1	.7	.3	.1	.1	.1	.1	.1	.1	.1	.1	.1	.1	.1	.1	.1	.1	.1	.1	.1	.1	.1	.1	.1	.1	.1	.1	.1	.1	Tinged:																																All grades . . .	1.2	.2	*	*	*	*	*	*	*	*	*	*	*	*	*	*	*	*	*	*	*	*	*	*	*	*	*	*	*	*	*	Yellow Stained:																																All grades5	.4	.1	.2	.3	.7	.8	.2	.2	.2	.6	1.0	.3	.3	.3	.3	.3	.3	.3	.3	.3	.3	.3	.3	.3	.3	.3	.3	.3	.3	Light Gray:																																All grades1	.2	*	.1	.1	.4	.2	*	*	*	*	*	*	*	*	*	*	*	*	*	*	*	*	*	*	*	*	*	*	*	*	Gray:																																All grades . . .	3.4	1.9	.4	.5	.2	.4	.1	.1	.1	.1	.1	.1	.1	.1	.1	.1	.1	.1	.1	.1	.1	.1	.1	.1	.1	.1	.1	.1	.1	.1	Below Grade . . .	100.0	100.0	100.0	100.0	100.0	100.0	100.0	100.0	100.0	100.0	100.0	100.0	100.0	100.0	100.0	100.0	100.0	100.0	100.0	100.0	100.0	100.0	100.0	100.0	100.0	100.0	100.0	100.0	100.0	100.0	All grades . . .	100.0	100.0	100.0	100.0	100.0	100.0	100.0	100.0	100.0	100.0	100.0	100.0	100.0	100.0	100.0	100.0	100.0	100.0	100.0	100.0	100.0	100.0	100.0	100.0	100.0	100.0	100.0	100.0	100.0	100.0																																																																																																																																																																																																																																																																																																																																																																																																																																																					
L.M.	38.1	43.4	40.3	29.4	20.6	17.1	9.3	2.4	2.4	2.4	2.4	2.4	2.4	2.4	2.4	2.4	2.4	2.4	2.4	2.4	2.4	2.4	2.4	2.4	2.4	2.4	2.4	2.4	2.4	2.4	Total	19.8	12.3	4.7	2.5	1.6	2.2	2.2	2.2	2.2	2.2	2.2	2.2	2.2	2.2	2.2	2.2	2.2	2.2	2.2	2.2	2.2	2.2	2.2	2.2	2.2	2.2	2.2	2.2	2.2	2.2	Spotted:																																All grades . . .	19.0	5.1	.7	.3	.1	.1	.1	.1	.1	.1	.1	.1	.1	.1	.1	.1	.1	.1	.1	.1	.1	.1	.1	.1	.1	.1	.1	.1	.1	.1	Tinged:																																All grades . . .	1.2	.2	*	*	*	*	*	*	*	*	*	*	*	*	*	*	*	*	*	*	*	*	*	*	*	*	*	*	*	*	*	Yellow Stained:																																All grades5	.4	.1	.2	.3	.7	.8	.2	.2	.2	.6	1.0	.3	.3	.3	.3	.3	.3	.3	.3	.3	.3	.3	.3	.3	.3	.3	.3	.3	.3	Light Gray:																																All grades1	.2	*	.1	.1	.4	.2	*	*	*	*	*	*	*	*	*	*	*	*	*	*	*	*	*	*	*	*	*	*	*	*	Gray:																																All grades . . .	3.4	1.9	.4	.5	.2	.4	.1	.1	.1	.1	.1	.1	.1	.1	.1	.1	.1	.1	.1	.1	.1	.1	.1	.1	.1	.1	.1	.1	.1	.1	Below Grade . . .	100.0	100.0	100.0	100.0	100.0	100.0	100.0	100.0	100.0	100.0	100.0	100.0	100.0	100.0	100.0	100.0	100.0	100.0	100.0	100.0	100.0	100.0	100.0	100.0	100.0	100.0	100.0	100.0	100.0	100.0	All grades . . .	100.0	100.0	100.0	100.0	100.0	100.0	100.0	100.0	100.0	100.0	100.0	100.0	100.0	100.0	100.0	100.0	100.0	100.0	100.0	100.0	100.0	100.0	100.0	100.0	100.0	100.0	100.0	100.0	100.0	100.0																																																																																																																																																																																																																																																																																																																																																																																																																																																																																				
Total	19.8	12.3	4.7	2.5	1.6	2.2	2.2	2.2	2.2	2.2	2.2	2.2	2.2	2.2	2.2	2.2	2.2	2.2	2.2	2.2	2.2	2.2	2.2	2.2	2.2	2.2	2.2	2.2	2.2	2.2	Spotted:																																All grades . . .	19.0	5.1	.7	.3	.1	.1	.1	.1	.1	.1	.1	.1	.1	.1	.1	.1	.1	.1	.1	.1	.1	.1	.1	.1	.1	.1	.1	.1	.1	.1	Tinged:																																All grades . . .	1.2	.2	*	*	*	*	*	*	*	*	*	*	*	*	*	*	*	*	*	*	*	*	*	*	*	*	*	*	*	*	*	Yellow Stained:																																All grades5	.4	.1	.2	.3	.7	.8	.2	.2	.2	.6	1.0	.3	.3	.3	.3	.3	.3	.3	.3	.3	.3	.3	.3	.3	.3	.3	.3	.3	.3	Light Gray:																																All grades1	.2	*	.1	.1	.4	.2	*	*	*	*	*	*	*	*	*	*	*	*	*	*	*	*	*	*	*	*	*	*	*	*	Gray:																																All grades . . .	3.4	1.9	.4	.5	.2	.4	.1	.1	.1	.1	.1	.1	.1	.1	.1	.1	.1	.1	.1	.1	.1	.1	.1	.1	.1	.1	.1	.1	.1	.1	Below Grade . . .	100.0	100.0	100.0	100.0	100.0	100.0	100.0	100.0	100.0	100.0	100.0	100.0	100.0	100.0	100.0	100.0	100.0	100.0	100.0	100.0	100.0	100.0	100.0	100.0	100.0	100.0	100.0	100.0	100.0	100.0	All grades . . .	100.0	100.0	100.0	100.0	100.0	100.0	100.0	100.0	100.0	100.0	100.0	100.0	100.0	100.0	100.0	100.0	100.0	100.0	100.0	100.0	100.0	100.0	100.0	100.0	100.0	100.0	100.0	100.0	100.0	100.0																																																																																																																																																																																																																																																																																																																																																																																																																																																																																																																			
Spotted:																																All grades . . .	19.0	5.1	.7	.3	.1	.1	.1	.1	.1	.1	.1	.1	.1	.1	.1	.1	.1	.1	.1	.1	.1	.1	.1	.1	.1	.1	.1	.1	.1	.1	Tinged:																																All grades . . .	1.2	.2	*	*	*	*	*	*	*	*	*	*	*	*	*	*	*	*	*	*	*	*	*	*	*	*	*	*	*	*	*	Yellow Stained:																																All grades5	.4	.1	.2	.3	.7	.8	.2	.2	.2	.6	1.0	.3	.3	.3	.3	.3	.3	.3	.3	.3	.3	.3	.3	.3	.3	.3	.3	.3	.3	Light Gray:																																All grades1	.2	*	.1	.1	.4	.2	*	*	*	*	*	*	*	*	*	*	*	*	*	*	*	*	*	*	*	*	*	*	*	*	Gray:																																All grades . . .	3.4	1.9	.4	.5	.2	.4	.1	.1	.1	.1	.1	.1	.1	.1	.1	.1	.1	.1	.1	.1	.1	.1	.1	.1	.1	.1	.1	.1	.1	.1	Below Grade . . .	100.0	100.0	100.0	100.0	100.0	100.0	100.0	100.0	100.0	100.0	100.0	100.0	100.0	100.0	100.0	100.0	100.0	100.0	100.0	100.0	100.0	100.0	100.0	100.0	100.0	100.0	100.0	100.0	100.0	100.0	All grades . . .	100.0	100.0	100.0	100.0	100.0	100.0	100.0	100.0	100.0	100.0	100.0	100.0	100.0	100.0	100.0	100.0	100.0	100.0	100.0	100.0	100.0	100.0	100.0	100.0	100.0	100.0	100.0	100.0	100.0	100.0																																																																																																																																																																																																																																																																																																																																																																																																																																																																																																																																																		
All grades . . .	19.0	5.1	.7	.3	.1	.1	.1	.1	.1	.1	.1	.1	.1	.1	.1	.1	.1	.1	.1	.1	.1	.1	.1	.1	.1	.1	.1	.1	.1	.1	Tinged:																																All grades . . .	1.2	.2	*	*	*	*	*	*	*	*	*	*	*	*	*	*	*	*	*	*	*	*	*	*	*	*	*	*	*	*	*	Yellow Stained:																																All grades5	.4	.1	.2	.3	.7	.8	.2	.2	.2	.6	1.0	.3	.3	.3	.3	.3	.3	.3	.3	.3	.3	.3	.3	.3	.3	.3	.3	.3	.3	Light Gray:																																All grades1	.2	*	.1	.1	.4	.2	*	*	*	*	*	*	*	*	*	*	*	*	*	*	*	*	*	*	*	*	*	*	*	*	Gray:																																All grades . . .	3.4	1.9	.4	.5	.2	.4	.1	.1	.1	.1	.1	.1	.1	.1	.1	.1	.1	.1	.1	.1	.1	.1	.1	.1	.1	.1	.1	.1	.1	.1	Below Grade . . .	100.0	100.0	100.0	100.0	100.0	100.0	100.0	100.0	100.0	100.0	100.0	100.0	100.0	100.0	100.0	100.0	100.0	100.0	100.0	100.0	100.0	100.0	100.0	100.0	100.0	100.0	100.0	100.0	100.0	100.0	All grades . . .	100.0	100.0	100.0	100.0	100.0	100.0	100.0	100.0	100.0	100.0	100.0	100.0	100.0	100.0	100.0	100.0	100.0	100.0	100.0	100.0	100.0	100.0	100.0	100.0	100.0	100.0	100.0	100.0	100.0	100.0																																																																																																																																																																																																																																																																																																																																																																																																																																																																																																																																																																																		
Tinged:																																All grades . . .	1.2	.2	*	*	*	*	*	*	*	*	*	*	*	*	*	*	*	*	*	*	*	*	*	*	*	*	*	*	*	*	*	Yellow Stained:																																All grades5	.4	.1	.2	.3	.7	.8	.2	.2	.2	.6	1.0	.3	.3	.3	.3	.3	.3	.3	.3	.3	.3	.3	.3	.3	.3	.3	.3	.3	.3	Light Gray:																																All grades1	.2	*	.1	.1	.4	.2	*	*	*	*	*	*	*	*	*	*	*	*	*	*	*	*	*	*	*	*	*	*	*	*	Gray:																																All grades . . .	3.4	1.9	.4	.5	.2	.4	.1	.1	.1	.1	.1	.1	.1	.1	.1	.1	.1	.1	.1	.1	.1	.1	.1	.1	.1	.1	.1	.1	.1	.1	Below Grade . . .	100.0	100.0	100.0	100.0	100.0	100.0	100.0	100.0	100.0	100.0	100.0	100.0	100.0	100.0	100.0	100.0	100.0	100.0	100.0	100.0	100.0	100.0	100.0	100.0	100.0	100.0	100.0	100.0	100.0	100.0	All grades . . .	100.0	100.0	100.0	100.0	100.0	100.0	100.0	100.0	100.0	100.0	100.0	100.0	100.0	100.0	100.0	100.0	100.0	100.0	100.0	100.0	100.0	100.0	100.0	100.0	100.0	100.0	100.0	100.0	100.0	100.0																																																																																																																																																																																																																																																																																																																																																																																																																																																																																																																																																																																																																	
All grades . . .	1.2	.2	*	*	*	*	*	*	*	*	*	*	*	*	*	*	*	*	*	*	*	*	*	*	*	*	*	*	*	*	*	Yellow Stained:																																All grades5	.4	.1	.2	.3	.7	.8	.2	.2	.2	.6	1.0	.3	.3	.3	.3	.3	.3	.3	.3	.3	.3	.3	.3	.3	.3	.3	.3	.3	.3	Light Gray:																																All grades1	.2	*	.1	.1	.4	.2	*	*	*	*	*	*	*	*	*	*	*	*	*	*	*	*	*	*	*	*	*	*	*	*	Gray:																																All grades . . .	3.4	1.9	.4	.5	.2	.4	.1	.1	.1	.1	.1	.1	.1	.1	.1	.1	.1	.1	.1	.1	.1	.1	.1	.1	.1	.1	.1	.1	.1	.1	Below Grade . . .	100.0	100.0	100.0	100.0	100.0	100.0	100.0	100.0	100.0	100.0	100.0	100.0	100.0	100.0	100.0	100.0	100.0	100.0	100.0	100.0	100.0	100.0	100.0	100.0	100.0	100.0	100.0	100.0	100.0	100.0	All grades . . .	100.0	100.0	100.0	100.0	100.0	100.0	100.0	100.0	100.0	100.0	100.0	100.0	100.0	100.0	100.0	100.0	100.0	100.0	100.0	100.0	100.0	100.0	100.0	100.0	100.0	100.0	100.0	100.0	100.0	100.0																																																																																																																																																																																																																																																																																																																																																																																																																																																																																																																																																																																																																																																	
Yellow Stained:																																All grades5	.4	.1	.2	.3	.7	.8	.2	.2	.2	.6	1.0	.3	.3	.3	.3	.3	.3	.3	.3	.3	.3	.3	.3	.3	.3	.3	.3	.3	.3	Light Gray:																																All grades1	.2	*	.1	.1	.4	.2	*	*	*	*	*	*	*	*	*	*	*	*	*	*	*	*	*	*	*	*	*	*	*	*	Gray:																																All grades . . .	3.4	1.9	.4	.5	.2	.4	.1	.1	.1	.1	.1	.1	.1	.1	.1	.1	.1	.1	.1	.1	.1	.1	.1	.1	.1	.1	.1	.1	.1	.1	Below Grade . . .	100.0	100.0	100.0	100.0	100.0	100.0	100.0	100.0	100.0	100.0	100.0	100.0	100.0	100.0	100.0	100.0	100.0	100.0	100.0	100.0	100.0	100.0	100.0	100.0	100.0	100.0	100.0	100.0	100.0	100.0	All grades . . .	100.0	100.0	100.0	100.0	100.0	100.0	100.0	100.0	100.0	100.0	100.0	100.0	100.0	100.0	100.0	100.0	100.0	100.0	100.0	100.0	100.0	100.0	100.0	100.0	100.0	100.0	100.0	100.0	100.0	100.0																																																																																																																																																																																																																																																																																																																																																																																																																																																																																																																																																																																																																																																																																	
All grades5	.4	.1	.2	.3	.7	.8	.2	.2	.2	.6	1.0	.3	.3	.3	.3	.3	.3	.3	.3	.3	.3	.3	.3	.3	.3	.3	.3	.3	.3	Light Gray:																																All grades1	.2	*	.1	.1	.4	.2	*	*	*	*	*	*	*	*	*	*	*	*	*	*	*	*	*	*	*	*	*	*	*	*	Gray:																																All grades . . .	3.4	1.9	.4	.5	.2	.4	.1	.1	.1	.1	.1	.1	.1	.1	.1	.1	.1	.1	.1	.1	.1	.1	.1	.1	.1	.1	.1	.1	.1	.1	Below Grade . . .	100.0	100.0	100.0	100.0	100.0	100.0	100.0	100.0	100.0	100.0	100.0	100.0	100.0	100.0	100.0	100.0	100.0	100.0	100.0	100.0	100.0	100.0	100.0	100.0	100.0	100.0	100.0	100.0	100.0	100.0	All grades . . .	100.0	100.0	100.0	100.0	100.0	100.0	100.0	100.0	100.0	100.0	100.0	100.0	100.0	100.0	100.0	100.0	100.0	100.0	100.0	100.0	100.0	100.0	100.0	100.0	100.0	100.0	100.0	100.0	100.0	100.0																																																																																																																																																																																																																																																																																																																																																																																																																																																																																																																																																																																																																																																																																																																	
Light Gray:																																All grades1	.2	*	.1	.1	.4	.2	*	*	*	*	*	*	*	*	*	*	*	*	*	*	*	*	*	*	*	*	*	*	*	*	Gray:																																All grades . . .	3.4	1.9	.4	.5	.2	.4	.1	.1	.1	.1	.1	.1	.1	.1	.1	.1	.1	.1	.1	.1	.1	.1	.1	.1	.1	.1	.1	.1	.1	.1	Below Grade . . .	100.0	100.0	100.0	100.0	100.0	100.0	100.0	100.0	100.0	100.0	100.0	100.0	100.0	100.0	100.0	100.0	100.0	100.0	100.0	100.0	100.0	100.0	100.0	100.0	100.0	100.0	100.0	100.0	100.0	100.0	All grades . . .	100.0	100.0	100.0	100.0	100.0	100.0	100.0	100.0	100.0	100.0	100.0	100.0	100.0	100.0	100.0	100.0	100.0	100.0	100.0	100.0	100.0	100.0	100.0	100.0	100.0	100.0	100.0	100.0	100.0	100.0																																																																																																																																																																																																																																																																																																																																																																																																																																																																																																																																																																																																																																																																																																																																																
All grades1	.2	*	.1	.1	.4	.2	*	*	*	*	*	*	*	*	*	*	*	*	*	*	*	*	*	*	*	*	*	*	*	*	Gray:																																All grades . . .	3.4	1.9	.4	.5	.2	.4	.1	.1	.1	.1	.1	.1	.1	.1	.1	.1	.1	.1	.1	.1	.1	.1	.1	.1	.1	.1	.1	.1	.1	.1	Below Grade . . .	100.0	100.0	100.0	100.0	100.0	100.0	100.0	100.0	100.0	100.0	100.0	100.0	100.0	100.0	100.0	100.0	100.0	100.0	100.0	100.0	100.0	100.0	100.0	100.0	100.0	100.0	100.0	100.0	100.0	100.0	All grades . . .	100.0	100.0	100.0	100.0	100.0	100.0	100.0	100.0	100.0	100.0	100.0	100.0	100.0	100.0	100.0	100.0	100.0	100.0	100.0	100.0	100.0	100.0	100.0	100.0	100.0	100.0	100.0	100.0	100.0	100.0																																																																																																																																																																																																																																																																																																																																																																																																																																																																																																																																																																																																																																																																																																																																																																																
Gray:																																All grades . . .	3.4	1.9	.4	.5	.2	.4	.1	.1	.1	.1	.1	.1	.1	.1	.1	.1	.1	.1	.1	.1	.1	.1	.1	.1	.1	.1	.1	.1	.1	.1	Below Grade . . .	100.0	100.0	100.0	100.0	100.0	100.0	100.0	100.0	100.0	100.0	100.0	100.0	100.0	100.0	100.0	100.0	100.0	100.0	100.0	100.0	100.0	100.0	100.0	100.0	100.0	100.0	100.0	100.0	100.0	100.0	All grades . . .	100.0	100.0	100.0	100.0	100.0	100.0	100.0	100.0	100.0	100.0	100.0	100.0	100.0	100.0	100.0	100.0	100.0	100.0	100.0	100.0	100.0	100.0	100.0	100.0	100.0	100.0	100.0	100.0	100.0	100.0																																																																																																																																																																																																																																																																																																																																																																																																																																																																																																																																																																																																																																																																																																																																																																																																																
All grades . . .	3.4	1.9	.4	.5	.2	.4	.1	.1	.1	.1	.1	.1	.1	.1	.1	.1	.1	.1	.1	.1	.1	.1	.1	.1	.1	.1	.1	.1	.1	.1	Below Grade . . .	100.0	100.0	100.0	100.0	100.0	100.0	100.0	100.0	100.0	100.0	100.0	100.0	100.0	100.0	100.0	100.0	100.0	100.0	100.0	100.0	100.0	100.0	100.0	100.0	100.0	100.0	100.0	100.0	100.0	100.0	All grades . . .	100.0	100.0	100.0	100.0	100.0	100.0	100.0	100.0	100.0	100.0	100.0	100.0	100.0	100.0	100.0	100.0	100.0	100.0	100.0	100.0	100.0	100.0	100.0	100.0	100.0	100.0	100.0	100.0	100.0	100.0																																																																																																																																																																																																																																																																																																																																																																																																																																																																																																																																																																																																																																																																																																																																																																																																																																																
Below Grade . . .	100.0	100.0	100.0	100.0	100.0	100.0	100.0	100.0	100.0	100.0	100.0	100.0	100.0	100.0	100.0	100.0	100.0	100.0	100.0	100.0	100.0	100.0	100.0	100.0	100.0	100.0	100.0	100.0	100.0	100.0	All grades . . .	100.0	100.0	100.0	100.0	100.0	100.0	100.0	100.0	100.0	100.0	100.0	100.0	100.0	100.0	100.0	100.0	100.0	100.0	100.0	100.0	100.0	100.0	100.0	100.0	100.0	100.0	100.0	100.0	100.0	100.0																																																																																																																																																																																																																																																																																																																																																																																																																																																																																																																																																																																																																																																																																																																																																																																																																																																																															
All grades . . .	100.0	100.0	100.0	100.0	100.0	100.0	100.0	100.0	100.0	100.0	100.0	100.0	100.0	100.0	100.0	100.0	100.0	100.0	100.0	100.0	100.0	100.0	100.0	100.0	100.0	100.0	100.0	100.0	100.0	100.0																																																																																																																																																																																																																																																																																																																																																																																																																																																																																																																																																																																																																																																																																																																																																																																																																																																																																																														

* Less than 0.05 percent.

Table 3. --Grade and staple of American-Egyptian cotton ginned by States and United States, 1958-59

Grade	Production							Percentages						
	1-9/32 inches and shorter	1-5/16 and 1-11/32 inches	1-3/8 and 1-13/32 inches	1-7/16 and 1-15/32 inches	1-1/2 and 1-17/32 inches	1-9/16 and longer	All staples	1-9/32 inches and shorter	1-5/16 and 1-11/32 inches	1-3/8 and 1-13/32 inches	1-7/16 and 1-15/32 inches	1-1/2 and 1-17/32 inches	1-9/16 inches longer	All staples
	Bales	Bales	Bales	Bales	Bales	Bales	Bales	Percent	Percent	Percent	Percent	Percent	Percent	Percent
ARIZONA														
1	-	-	5	12	-	-	17	-	-	*	0.1	-	-	*
2	-	-	422	2,797	1	-	3,220	-	-	2.2	14.2	9.1	-	8.2
3	-	-	4,857	13,826	8	-	18,691	-	-	25.4	70.2	72.7	-	47.7
4	-	24	10,186	2,909	2	-	13,121	-	7.4	53.3	14.8	18.2	-	33.5
5	17	139	3,112	123	-	-	3,391	19.1	42.7	16.3	.6	-	-	8.6
6	23	114	362	10	-	-	529	25.8	35.1	2.0	.1	-	-	1.3
7	30	22	88	4	-	-	144	33.8	6.8	.5	*	-	-	.4
8	16	15	35	-	-	-	66	18.0	4.6	.2	-	-	-	.2
9	2	11	16	1	-	-	30	2.2	3.4	.1	*	-	-	.1
10	1	-	7	-	-	-	8	1.1	-	-	-	-	-	*
All grades	89	325	19,110	19,682	11	-	1/39,217	100.0	100.0	100.0	100.0	100.0	-	100.0
NEW MEXICO														
1	-	-	-	13	81	-	94	-	-	-	.1	69.8	-	1.0
2	-	-	16	617	19	-	652	-	-	2.0	7.0	16.4	-	6.7
3	-	-	202	4,660	11	-	4,873	-	-	25.8	52.9	9.5	-	50.0
4	-	-	290	2,939	5	-	3,234	-	-	37.0	33.4	4.3	-	33.3
5	-	-	164	517	-	-	681	-	-	20.9	5.9	-	-	7.0
6	1	-	89	66	-	-	156	12.5	-	11.4	.7	-	-	1.6
7	4	-	15	-	-	-	19	50.0	-	1.9	-	-	-	.2
8	1	-	4	-	-	-	5	12.5	-	.5	-	-	-	.1
9	2	-	4	-	-	-	6	25.0	-	.5	-	-	-	.1
10	-	-	-	-	-	-	-	-	-	-	-	-	-	-
All grades	8	-	784	8,812	116	-	1/9,720	100.0	-	100.0	100.0	100.0	-	100.0
TEXAS														
1	-	-	-	3	-	-	3	-	-	-	*	-	-	*
2	-	-	24	535	7	-	566	-	-	4	2.0	9.2	-	1.7
3	-	1	1,503	14,055	48	-	15,607	-	2.0	25.9	52.1	63.2	-	47.4
4	-	-	2,166	10,094	19	-	12,279	-	-	37.4	37.5	25.0	-	37.3
5	-	10	1,019	1,931	2	-	2,962	-	19.6	17.6	7.2	2.6	-	9.0
6	2	22	675	284	-	-	983	3.2	43.2	11.6	1.1	-	-	3.0
7	41	9	282	27	-	-	359	66.1	17.6	4.9	.1	-	-	1.1
8	9	9	81	5	-	-	104	14.5	17.6	1.4	*	-	-	.3
9	5	-	26	-	-	-	31	8.1	-	.4	-	-	-	.1
10	5	-	22	-	-	-	27	8.1	-	.4	-	-	-	.1
All grades	62	51	5,798	26,934	76	-	1/32,921	100.0	100.0	100.0	100.0	100.0	-	100.0
UNITED STATES														
1	-	-	5	28	81	-	114	-	-	*	.1	39.9	-	.1
2	-	-	462	3,949	27	-	4,438	-	-	1.8	7.1	13.3	-	5.4
3	-	1	6,562	32,541	67	-	39,171	-	.3	25.5	58.7	33.0	-	48.0
4	-	24	12,642	15,942	26	-	28,634	-	6.4	49.2	28.8	12.8	-	35.0
5	17	149	4,295	2,571	2	-	7,034	10.7	39.6	16.7	4.6	1.0	-	8.6
6	26	136	1,146	360	-	-	1,668	16.4	36.2	4.5	.6	-	-	2.0
7	75	31	385	31	-	-	522	47.0	8.2	1.5	.1	-	-	.6
8	26	24	120	5	-	-	175	16.4	6.4	.5	*	-	-	.2
9	9	11	46	1	-	-	67	5.7	2.9	.2	*	-	-	.1
10	6	-	29	-	-	-	35	3.8	-	.1	-	-	-	*
All grades	159	376	25,692	55,428	203	-	1/81,858	100.0	100.0	100.0	100.0	100.0	-	100.0

1/ As reported by the Bureau of the Census, running bales.
* Less than 0.05 percent.

Table 4. -- Grade and staple of upland cotton ginned in the United States, during specified periods, 1958-59

Grade and staple	Prior to Sept. 1	September	October	November	After Nov. 30	Total Crop	Prior to Sept. 1	September	October	November	After Nov. 30	Total Crop
Grade	Bales	Bales	Bales	Bales	Bales	Bales	Percent	Percent	Percent	Percent	Percent	Percent
White:												
S.G.M.	9	-	-	-	-	9	*	-	-	-	-	*
G.M.	7,903	3,761	7,697	3,964	71	23,396	0.8	0.2	0.2	0.1	*	0.2
M.	339,922	247,131	383,263	125,703	10,552	1,106,571	33.7	15.3	8.2	4.4	0.9	9.7
M+.	44,746	59,101	155,522	53,821	4,319	317,509	4.4	3.7	3.3	1.9	.4	2.8
M.	421,862	737,698	1,944,292	856,610	97,596	4,058,098	41.9	45.7	41.6	29.9	8.2	35.7
S.L.M+.	22,684	69,183	367,895	195,893	34,860	690,515	2.3	4.3	7.9	6.8	2.9	6.1
S.L.M.	83,715	300,789	1,102,772	916,440	278,553	2,682,269	8.3	18.6	23.6	32.0	23.4	23.6
L.M+.	3,694	14,568	86,439	91,977	33,892	230,570	.4	.9	1.8	3.2	2.8	2.0
L.M.	8,844	44,976	212,311	182,286	134,642	583,059	.9	2.8	4.5	6.4	11.3	5.1
S.G.O+.	114	1,887	5,080	5,877	6,559	19,517	*	.1	.1	.2	.6	.2
S.G.O.	377	5,465	20,482	14,763	41,073	82,160	*	.3	.4	.5	3.4	.7
G.O+.	-	147	341	261	489	1,238	-	*	*	*	*	*
G.O.	57	829	2,621	1,394	8,090	12,991	*	.1	.1	*	.7	.1
Total	933,927	1,485,535	4,288,715	2,448,989	650,696	9,807,862	92.7	92.0	91.7	85.4	54.6	86.2
Light Spotted:												
G.M.	326	219	215	146	133	1,039	*	*	*	*	*	*
S.M.	29,351	30,118	59,988	54,373	30,805	204,635	2.9	1.9	1.3	1.9	2.6	1.8
M.	30,852	56,530	169,474	224,401	159,917	641,174	3.1	3.5	3.6	7.8	13.4	5.6
S.L.M.	6,395	22,819	99,263	92,847	140,957	362,281	.6	1.4	2.1	3.2	11.8	3.2
L.M.	840	5,759	29,393	14,083	62,857	112,932	.1	.4	.6	.5	5.3	1.0
Total	67,764	115,445	358,333	385,850	394,669	1,322,061	6.7	7.2	7.6	13.4	33.1	11.6
Spotted:												
All grades . . .	1,018	3,658	11,399	15,252	93,399	124,726	*	.3	.3	.6	7.9	1.1
Tinged:												
All grades . . .	36	201	269	550	18,502	19,558	*	*	*	*	1.6	.2
Yellow Stained:												
All grades . . .	-	-	-	-	504	504	-	-	-	-	*	*
Light Gray:												
All grades . . .	4,277	4,536	12,020	11,360	14,471	46,664	.5	.2	.2	.3	1.2	.4
Gray:												
All grades . . .	322	3,239	2,516	1,034	6,980	14,091	*	.2	*	*	.6	.1
Below Grade. . .												
	21	1,039	3,904	1,658	11,377	17,999	*	.1	.1	.1	1.0	.2
All grades . . .	1,007,365	1,613,653	4,677,156	2,864,693	1,190,598	1/11,353,465	100.0	100.0	100.0	100.0	100.0	100.0
Grade index. . .	100.6	98.4	97.2	95.9	90.7	96.7	-	-	-	-	-	-
Staple (inches)												
13/16 and shorter	165	820	2,476	1,735	7,450	12,646	*	0.1	0.1	0.1	0.6	0.1
7/8.	1,161	9,494	36,861	24,141	45,920	117,577	0.1	.6	.8	.8	3.9	1.0
29/32.	6,690	41,718	132,938	106,034	99,764	387,144	.7	2.6	2.8	3.7	8.4	3.4
15/16.	65,621	131,257	324,964	418,636	256,440	1,190,918	6.5	8.1	6.9	14.6	21.5	10.5
31/32.	145,433	110,336	321,411	516,318	175,283	1,268,781	14.4	6.8	6.9	18.0	14.7	11.2
1.	209,985	134,042	322,196	198,788	198,367	1,063,378	20.8	8.3	6.9	6.9	16.7	9.4
1-1/32.	345,425	500,360	674,546	355,429	239,154	2,114,914	34.3	31.0	14.4	12.4	20.1	18.6
1-1/16.	216,951	559,815	2,321,953	900,820	118,870	4,118,009	21.5	34.7	49.6	31.5	10.0	36.3
1-3/32.	13,502	72,012	274,922	174,231	28,751	563,418	1.3	4.5	5.9	6.1	2.4	5.0
1-1/8.	1,849	21,081	149,635	151,272	19,760	343,597	.2	1.3	3.2	5.3	1.7	3.0
1-5/32.	750	31,949	111,764	15,425	518	160,406	.1	2.0	2.4	.5	*	1.4
1-3/16.	202	627	2,538	1,008	70	4,445	*	*	.1	*	*	*
1-7/32.	9	109	329	316	69	832	*	*	*	*	*	*
1-1/4 and longer	22	33	623	540	182	1,400	*	*	*	*	*	*
All staples. . .	1,007,365	1,613,653	4,677,156	2,864,693	1,190,598	1/11,353,465	100.0	100.0	100.0	100.0	100.0	100.0
Average staple (32nd inches) . . .	32.5	33.0	33.2	32.6	31.5	32.8	-	-	-	-	-	-

1/ As reported by the Bureau of the Census, running bales.
 * Less than 0.05 percent.

Table 5. -- Grade and staple of American-Egyptian cotton ginned in the United States, during specified periods, 1958-59

Grade and staple	Ginnings					
	Prior to Sept. 1	September	October	November	After Nov. 30	Total Crop
<u>Grade</u>	<u>Bales</u>	<u>Bales</u>	<u>Bales</u>	<u>Bales</u>	<u>Bales</u>	<u>Bales</u>
1	3	4	4	7	96	114
2	34	219	981	1,894	1,310	4,438
3	55	1,074	7,135	19,790	11,117	39,171
4	28	249	3,937	13,196	11,224	28,634
5	5	45	733	2,226	4,025	7,034
6	2	7	101	307	1,251	1,668
7	1	1	23	26	471	522
8	-	-	-	4	171	175
9	-	1	-	-	66	67
10	-	-	-	-	35	35
All grades ^{1/}	128	1,600	12,914	37,450	29,766	81,858
<u>Staple</u> (inches)						
1-9/32 and shorter . .	-	-	6	1	152	159
1-5/16 and 1-11/32 . .	-	1	7	34	334	376
1-3/8 and 1-13/32 . . .	104	1,112	4,457	8,438	11,581	25,692
1-7/16 and 1-15/32 . .	24	487	8,429	28,910	17,578	55,428
1-1/2 and 1-17/32 . . .	-	-	15	67	121	203
1-9/16 and longer . . .	-	-	-	-	-	-
All staples ^{1/}	128	1,600	12,914	37,450	29,766	81,858
<u>Grade</u>	<u>Percent</u>	<u>Percent</u>	<u>Percent</u>	<u>Percent</u>	<u>Percent</u>	<u>Percent</u>
1	2.3	0.3	*	*	0.3	0.1
2	26.6	13.7	7.6	5.1	4.4	5.4
3	42.9	67.0	55.2	52.9	37.3	48.0
4	21.9	15.6	30.5	35.2	37.8	35.0
5	3.9	2.8	5.7	5.9	13.5	8.6
6	1.6	.4	.8	.8	4.2	2.0
78	.1	.2	.1	1.6	.6
8	-	-	-	*	.6	.2
9	-	.1	-	-	.2	.1
10	-	-	-	-	.1	*
All grades	100.0	100.0	100.0	100.0	100.0	100.0
<u>Staple</u> (inches)						
1-9/32 and shorter . .	-	-	*	*	.5	.2
1-5/16 and 1-11/32 . .	-	.1	.1	.1	1.1	.5
1-3/8 and 1-13/32 . . .	81.2	69.6	34.5	22.5	38.9	31.4
1-7/16 and 1-15/32 . .	18.8	30.3	65.3	77.2	59.1	67.7
1-1/2 and 1-17/32 . . .	-	-	.1	.2	.4	.2
1-9/16 and longer . . .	-	-	-	-	-	-
All staples	100.0	100.0	100.0	100.0	100.0	100.0

^{1/} Running bales, reported by the Bureau of the Census.
* Less than 0.05 percent.

Table 6. -- Grade index and average staple of upland cotton ginned in the United States, by States, crops of 1956-58

State	Grade index <u>1/</u>			Average staple <u>2/</u>		
	1956	1957	1958	1956	1957	1958
	<u>Index</u>	<u>Index</u>	<u>Index</u>	<u>32d inches</u>	<u>32d inches</u>	<u>32d inches</u>
Alabama	95.9	92.1	98.1	32.7	32.4	33.5
Arizona	97.1	95.2	98.2	33.5	33.5	33.6
Arkansas	96.1	91.6	95.3	33.2	33.7	33.8
California	95.5	96.3	98.8	34.1	34.0	33.8
Florida	95.1	91.6	97.0	32.9	32.4	33.1
Georgia	94.9	93.8	98.9	32.9	32.7	33.2
Louisiana	96.0	91.6	93.4	33.5	33.6	33.5
Mississippi	96.3	90.6	95.4	33.6	33.6	33.9
Missouri	95.7	89.5	95.0	33.4	33.4	33.7
New Mexico	100.3	95.1	97.2	34.9	34.8	35.0
North Carolina	88.9	91.4	97.0	33.0	32.7	33.3
Oklahoma	94.2	81.8	96.9	29.4	30.1	30.9
South Carolina	92.6	92.5	97.1	32.9	32.9	33.3
Tennessee	99.1	93.1	97.9	33.0	33.5	33.6
Texas	96.5	89.5	95.9	31.0	31.1	31.4
Virginia	89.3	93.0	94.0	33.4	32.7	33.9
All other <u>3/</u>	96.4	92.0	95.5	33.6	33.7	33.5
United States	96.0	91.7	96.7	32.7	32.6	32.8

1/ Computed by weighting the quantity in each grade by the 1937-39 average price per pound for such grade of 15/16 inch staple. Converted to an index with Middling White equaling 100.

2/ Averages calculated on numerical equivalents of the staple designations (for example, 29/32"=29).

3/ Includes Illinois and Kentucky.

Table 7. -- Preparation of upland cotton ginned in the United States, by States, 1958-59

State	Shorter than 1-1/8 inches						1-1/8 inches and longer						All staples			
	Normal	Rough	Gin Cut	Total	B	C	Gin Cut	Total	Normal and B	Rough and C	Gin Cut	Total	Normal and B	Rough and C	Gin Cut	Total
	Bales	Bales	Bales	Bales	Bales	Bales	Bales	Bales	Bales	Bales	Bales	Bales	Bales	Bales	Bales	Bales
Alabama	433,668	7,198	40	440,906	1,296	-	-	1,296	434,964	7,198	40	442,202	434,964	7,198	40	442,202
Arizona	656,885	876	-	657,761	39,750	-	-	39,750	696,635	876	-	697,511	696,635	876	-	697,511
Arkansas	900,461	12,051	-	912,512	11,941	100	-	11,941	912,302	12,151	-	924,453	912,302	12,151	-	924,453
California	1,621,717	143	7	1,621,867	1,679	25	-	1,704	1,623,396	168	7	1,623,571	1,623,396	168	7	1,623,571
Florida	6,444	38	-	6,482	-	-	-	-	6,444	38	-	6,482	6,444	38	-	6,482
Georgia	343,534	5,489	-	349,023	139	-	-	139	343,673	5,489	-	349,162	343,673	5,489	-	349,162
Illinois	618	41	-	659	8	-	-	8	626	41	-	667	626	41	-	667
Kentucky	3,553	5	-	3,558	23	-	-	23	3,576	5	-	3,581	3,576	5	-	3,581
Louisiana	291,909	420	-	292,329	540	-	-	540	292,449	420	-	292,869	292,449	420	-	292,869
Mississippi	929,706	3,651	-	933,357	21,661	11	-	21,672	951,367	3,662	-	955,029	951,367	3,662	-	955,029
Missouri	283,056	877	-	283,933	1,543	-	-	1,543	284,599	877	-	285,476	284,599	877	-	285,476
New Mexico	122,646	270	-	122,916	149,098	498	-	149,596	271,744	768	-	272,512	271,744	768	-	272,512
North Carolina	260,018	677	-	260,695	29	-	-	29	260,047	677	-	260,724	260,047	677	-	260,724
Oklahoma	304,661	1,678	-	306,339	2,159	-	-	2,159	306,820	1,678	-	308,498	306,820	1,678	-	308,498
South Carolina	298,516	2,520	-	301,036	690	19	-	709	299,206	2,539	-	301,745	299,206	2,539	-	301,745
Tennessee	409,296	528	12	409,836	1,180	22	-	1,202	410,476	550	12	411,038	410,476	550	12	411,038
Texas	3,926,557	4,672	27	3,931,256	278,265	85	-	278,350	4,204,822	4,757	27	4,209,606	4,204,822	4,757	27	4,209,606
Virginia	8,093	227	-	8,320	8	11	-	19	8,101	238	-	8,339	8,101	238	-	8,339
United States	10,801,338	41,361	86	10,842,785	509,909	771	-	510,680	11,311,247	42,132	86	11,353,465	11,311,247	42,132	86	11,353,465

1/ As reported by the Bureau of the Census, running bales, linters excluded.

Table 8. -- Tenderability of upland cotton ginned, by States, 1958-59

State	Tenderable 1/		Untenderable		Total crop 2/	
	Bales	Pct.	Bales	Pct.	Bales	Pct.
Alabama	397,639	89.9	44,563	10.1	442,202	100.0
Arizona	611,761	87.7	85,750	12.3	697,511	100.0
Arkansas	778,725	84.2	145,728	15.8	924,453	100.0
California	1,567,929	96.6	55,642	3.4	1,623,571	100.0
Florida	5,375	82.9	1,107	17.1	6,482	100.0
Georgia	331,693	95.0	17,469	5.0	349,162	100.0
Illinois	445	66.7	222	33.3	667	100.0
Kentucky	2,775	77.5	806	22.5	3,581	100.0
Louisiana	228,550	78.0	64,319	22.0	292,869	100.0
Mississippi	826,387	86.5	128,642	13.5	955,029	100.0
Missouri	250,138	87.6	35,338	12.4	285,476	100.0
New Mexico	251,595	92.3	20,917	7.7	272,512	100.0
North Carolina	255,201	97.9	5,523	2.1	260,724	100.0
Oklahoma	243,755	79.0	64,743	21.0	308,498	100.0
South Carolina	291,650	96.7	10,095	3.3	301,745	100.0
Tennessee	387,680	94.3	23,358	5.7	411,038	100.0
Texas	3,329,474	79.1	880,132	20.9	4,209,606	100.0
Virginia	7,970	95.6	369	4.4	8,339	100.0
All States	9,768,742	86.0	1,584,723	14.0	11,353,465	100.0

1/ Tenderable with respect to grade and staple in settlement of futures contracts.

2/ As reported by the Bureau of the Census, running bales, linters excluded.

Table 9. -- Tenderability of upland cotton ginned in the United States, 1945-58

Year	Tenderable 1/		Untenderable		Total crop 2/	
	Bales	Pct.	Bales	Pct.	Bales	Pct.
1945	6,256,298	71.0	2,553,087	29.0	8,809,385	100.0
1946	6,527,089	76.7	1,987,803	23.3	8,514,892	100.0
1947	9,197,081	79.6	2,358,849	20.4	11,555,930	100.0
1948	11,719,213	80.4	2,857,601	19.6	14,576,814	100.0
1949	11,791,158	74.1	4,113,544	25.9	15,904,702	100.0
1950	7,234,459	73.5	2,611,224	26.5	9,845,683	100.0
1951	10,793,023	71.8	4,232,480	28.2	15,025,503	100.0
1952	10,982,423	73.9	3,875,742	26.1	14,858,165	100.0
1953	13,691,670	84.2	2,560,929	15.8	16,252,599	100.0
1954	11,506,960	84.8	2,070,033	15.2	13,576,993	100.0
1955	11,106,760	76.6	3,393,764	23.4	14,500,524	100.0
1956	10,609,930	81.0	2,492,207	19.0	13,102,137	100.0
1957	6,859,873	63.5	3,940,845	36.5	10,800,718	100.0
1958	9,768,742	86.0	1,584,723	14.0	11,353,465	100.0

1/ Tenderable with respect to grade and staple in settlement of futures contracts.

2/ As reported by the Bureau of the Census, running bales, linters excluded.

Table 10. --- Grade and staple of upland cotton ginned in Alabama, 1958-59

Grade	13/16 inch and shorter		7/8 inch		29/32 inch		15/16 inch		31/32 inch		1 inch		1-1/32 inches		1-1/16 inches		1-3/32 inches		1-1/8 inches		1-5/32 inches		1-3/16 inches		1-7/32 inches		1-1/4 inches and longer		All staples			
	Bales	Percent	Bales	Percent	Bales	Percent	Bales	Percent	Bales	Percent	Bales	Percent	Bales	Percent	Bales	Percent	Bales	Percent	Bales	Percent	Bales	Percent	Bales	Percent	Bales	Percent	Bales	Percent	Bales	Percent		
White:																																
G.N.	-		-		-		-		-		-		-		-		-		-		-		-		-		-		-			
S.N.	11		69		38		69		38		1,566		118		171		22		55		-		-		-		-		311	0.1		
M.	-		13		23		103		11		312		19,135		31,895		1,534		383		8		24		-		-		54,303	12.3		
S.L.M.	-		-		-		-		-		285		79,420		126,409		8,620		6,320		635		44		10		-		223,069	50.4		
S.L.M.	8		259		917		8,065		518		5,535		36,320		34,477		4,060		729		44		8		10		-		15,465	3.5		
S.L.M.	-		52		202		515		1,937		8,065		36,320		34,477		4,060		729		44		8		10		-		94,811	19.2		
L.M.	-		8		13		389		553		2,838		4,572		2,136		407		21		21		-		-		-		3,629	.8		
S.G.O.	-		-		-		-		40		111		161		90		14		-		-		-		-		-		11,037	2.5		
S.G.O.	-		-		-		-		80		72		414		136		21		-		-		-		-		-		416	.1		
G.O.	-		-		-		-		-		9		9		-		-		-		-		-		-		-		984	.2		
G.O.	-		-		-		-		-		62		59		35		13		-		-		-		-		-		9	.0		
G.O.	-		-		-		-		-		19		19		-		-		-		-		-		-		-		189	.0		
Total	27		49		982		2,234		21,607		150,725		208,689		15,823		1,230		32		10		32		10		-		401,608	90.0		
Light Spotted:																																
G.M.	-		-		-		-		-		-		-		-		-		-		-		-		-		-		-			
S.M.	-		-		-		-		54		443		2,811		1,536		82		82		-		-		-		-		-		8	
M.	-		26		155		400		3,748		10,603		3,791		185		-		-		-		-		-		-		-		4,934	1.1
S.M.	35		13		371		615		3,756		5,364		1,198		89		24		24		-		-		-		-		-		18,908	4.3
L.M.	10		23		137		317		975		597		89		13		-		-		-		-		-		-		-		11,486	2.6
Total	45		62		671		1,386		8,922		19,403		6,614		369		24		24		-		-		-		-		-		2,161	.5
Spotted:																																
All grades	26		9		173		119		766		444		151		-		-		-		-		-		-		-		-		1,688	.3
Tinged:																																
All grades	-		-		-		-		8		-		-		-		-		-		-		-		-		-		-		33	.0
Light Gray:																																
All grades	22		-		50		156		379		348		85		-		-		-		-		-		-		-		-		1,040	.3
Gray:																																
All grades	13		-		76		40		62		21		10		-		-		-		-		-		-		-		-		222	.0
Below Grade:																																
All grades	18		-		32		25		23		17		-		-		-		-		-		-		-		-		-		115	.0
All grades	151		120		2,009		3,960		31,967		170,958		215,539		16,202		1,254		32		10		32		10		-		442,202	100.0		
All grades	Percent		Percent		Percent		Percent		Percent		Percent		Percent		Percent		Percent		Percent		Percent		Percent		Percent		Percent		Percent		Percent	
All grades	.5		.9		.7		.2		.9		.7		.2		.3		.3		.3		.3		.3		.3		.3		.3		.3	
<p>As reported by the Bureau of the Census, running bales. * Less than 0.05 percent. † Percentage rough preparation..... 1.6 ‡ Grade index..... 98.1 § Average staple..... 33.5</p>																																

Table 11. --- Grade and staple of upland cotton ginned in Arizona, 1958-59

Grade	13/16 inch and shorter		7/8 inch		29/32 inch		15/16 inch		31/32 inch		1 inch		1-1/32 inches		1-1/16 inches		1-3/32 inches		1-1/8 inches		1-5/32 inches		1-3/16 inches		1-7/32 inches longer		1-1/4 inches and longer		All staples							
	Bales	Percent	Bales	Percent	Bales	Percent	Bales	Percent	Bales	Percent	Bales	Percent	Bales	Percent	Bales	Percent	Bales	Percent	Bales	Percent	Bales	Percent	Bales	Percent	Bales	Percent	Bales	Percent	Bales	Percent						
White:																																				
G.M.	-	-	-	-	-	-	-	-	-	-	-	-	-	-	-	-	-	-	-	-	-	-	-	-	-	-	-	-	-	-	-	-	1,370	0.2		
S.M.	-	-	-	-	-	-	-	-	-	-	-	-	-	-	-	-	-	-	-	-	-	-	-	-	-	-	-	-	-	-	-	97,817	14.0			
M.	-	-	-	-	-	-	-	-	-	-	-	-	-	-	-	-	-	-	-	-	-	-	-	-	-	-	-	-	-	-	-	61,713	8.8			
S.L.M.	-	-	-	-	-	-	-	-	-	-	-	-	-	-	-	-	-	-	-	-	-	-	-	-	-	-	-	-	-	-	-	222,008	31.8			
L.M.	-	-	-	-	-	-	-	-	-	-	-	-	-	-	-	-	-	-	-	-	-	-	-	-	-	-	-	-	-	-	-	98,111	14.1			
L.M.+	-	-	-	-	-	-	-	-	-	-	-	-	-	-	-	-	-	-	-	-	-	-	-	-	-	-	-	-	-	-	-	97,947	14.0			
L.M.+	-	-	-	-	-	-	-	-	-	-	-	-	-	-	-	-	-	-	-	-	-	-	-	-	-	-	-	-	-	-	-	6,160	.9			
L.M.+	-	-	-	-	-	-	-	-	-	-	-	-	-	-	-	-	-	-	-	-	-	-	-	-	-	-	-	-	-	-	-	6,933	1.0			
L.M.+	-	-	-	-	-	-	-	-	-	-	-	-	-	-	-	-	-	-	-	-	-	-	-	-	-	-	-	-	-	-	-	212	.3			
S.O.O.	-	-	-	-	-	-	-	-	-	-	-	-	-	-	-	-	-	-	-	-	-	-	-	-	-	-	-	-	-	-	-	854	.1			
S.O.O.	-	-	-	-	-	-	-	-	-	-	-	-	-	-	-	-	-	-	-	-	-	-	-	-	-	-	-	-	-	-	-	10	.0			
G.O.	-	-	-	-	-	-	-	-	-	-	-	-	-	-	-	-	-	-	-	-	-	-	-	-	-	-	-	-	-	-	-	187	.3			
G.O.	-	-	-	-	-	-	-	-	-	-	-	-	-	-	-	-	-	-	-	-	-	-	-	-	-	-	-	-	-	-	-	593,322	84.9			
Total																																				
	10		252		1,033		10,616		134,146		395,531		12,285		30,284		9,165																			
Light Spotted:																																				
G.M.	-	-	-	-	-	-	-	-	-	-	-	-	-	-	-	-	-	-	-	-	-	-	-	-	-	-	-	-	-	-	-	-	81	.0		
S.M.	-	-	-	-	-	-	-	-	-	-	-	-	-	-	-	-	-	-	-	-	-	-	-	-	-	-	-	-	-	-	-	-	30	.0		
M.	-	-	-	-	-	-	-	-	-	-	-	-	-	-	-	-	-	-	-	-	-	-	-	-	-	-	-	-	-	-	-	-	374	2.7		
S.L.M.	10		960		4,998		10,363		3,256		16		-	-	-	-	-	-	-	-	-	-	-	-	-	-	-	-	-	-	-	-	362	4.5		
L.M.	41		675		1,561		1,280		184		-		-	-	-	-	-	-	-	-	-	-	-	-	-	-	-	-	-	-	-	-	238	2.8		
Total																																				
	10		91		8,995		25,060		31,347		5,504		782		293		-	-	-	-	-	-	-	-	-	-	-	-	-	-	-	-	73,946	10.5		
Spotted:																																				
G.M.	-	-	-	-	-	-	-	-	-	-	-	-	-	-	-	-	-	-	-	-	-	-	-	-	-	-	-	-	-	-	-	-	10	.0		
S.M.	-	-	-	-	-	-	-	-	-	-	-	-	-	-	-	-	-	-	-	-	-	-	-	-	-	-	-	-	-	-	-	-	3,409	.5		
M.	9		19		777		3,514		2,763		2,049		225		7		-	-	-	-	-	-	-	-	-	-	-	-	-	-	-	-	10,629	1.5		
S.L.M.	10		57		1,373		3,348		290		145		7		-		-	-	-	-	-	-	-	-	-	-	-	-	-	-	-	-	7,069	1.0		
L.M.	-	-	-	-	-	-	-	-	-	-	-	-	-	-	-	-	-	-	-	-	-	-	-	-	-	-	-	-	-	-	-	-	756	.1		
Total																																				
	19		95		18		2,652		6,099		8,822		3,076		15		-	-	-	-	-	-	-	-	-	-	-	-	-	-	-	-	21,873	3.1		
Tinged:																																				
All grades	132		294		10		1,958		1,743		887		113		-		-	-	-	-	-	-	-	-	-	-	-	-	-	-	-	-	5,147	.8		
Yellow Stained:																																				
All grades	-		18		-		-		-		-		-		-		-	-	-	-	-	-	-	-	-	-	-	-	-	-	-	-	36	.0		
Light Gray:																																				
All grades	-		-		-		-		-		-		-		-		-	-	-	-	-	-	-	-	-	-	-	-	-	-	-	-	-	2,887	.4	
Gray:																																				
All grades	-		-		-		-		-		-		-		-		-	-	-	-	-	-	-	-	-	-	-	-	-	-	-	-	92	.0		
Below Grade:																																				
	-		21		-		82		45		36		16		8		-	-	-	-	-	-	-	-	-	-	-	-	-	-	-	-	208	.0		
All grades	161		489		37		6,967		16,854		45,915		170,594		401,795		13,089		30,585		9,165		-	-	-	-	-	-	-	-	-	-	697,511	100.0		
All grades	Percent	Percent	Percent	Percent	Percent	Percent	Percent	Percent	Percent	Percent	Percent	Percent	Percent	Percent	Percent	Percent	Percent	Percent	Percent	Percent	Percent	Percent	Percent	Percent	Percent	Percent	Percent	Percent	Percent	Percent	Percent	Percent	Percent	Percent	Percent	Percent
	.1		.1		1.0		24.5		6.6		6.6		24.5		57.5		1.9		4.4		1.3		-	-	-	-	-	-	-	-	-	-	-	100.0	Percent rough preparation.....	
																																			98.2	Grade Index.....
																																			33.6	Average staple.....

/ As reported by the Bureau of the Census, running bales.

* Less than 0.05 percent.

Table 12. -- Grade and staple of upland cotton ginned in Arkansas, 1958-59

Grade	13/16 inch and shorter		7/8 inch		29/32 inch		15/16 inch		31/32 inch		1 inch		1-1/32 inches		1-1/16 inches		1-3/32 inches		1-1/8 inches		1-5/32 inches		1-3/16 inches		1-7/32 inches		1-1/4 inches and longer		All staples		
	Bales	Percent	Bales	Percent	Bales	Percent	Bales	Percent	Bales	Percent	Bales	Percent	Bales	Percent	Bales	Percent	Bales	Percent	Bales	Percent	Bales	Percent	Bales	Percent	Bales	Percent	Bales	Percent	Bales	Percent	
White:																															
G.M.	-	-	-	-	-	-	-	-	-	-	-	-	-	-	-	-	-	-	-	-	-	-	-	-	-	-	-	-	-	-	
S.M.	9	32	124	61	402	3,642	23,715	7,175	666	4,707	50,953	270,397	89,469	7,472	8,456	4,969	724	1,357	8,456	1,800	41	11	48	17	27	229,356	1.5	13,950	1.5		
M.S.	-	-	-	-	-	-	-	-	-	-	-	-	-	-	-	-	-	-	-	-	-	-	-	-	-	-	-	-	-	-	
M.	51	87	665	910	4,707	50,953	270,397	89,469	7,472	8,456	4,969	724	1,357	8,456	1,800	41	11	48	17	27	229,356	1.5	13,950	1.5	13,950	1.5	80,711	8.7	35,617	3.9	
S.L.M.*	-	-	-	-	-	-	-	-	-	-	-	-	-	-	-	-	-	-	-	-	-	-	-	-	-	-	-	-	-	-	
S.L.M.	43	109	437	1,246	5,990	44,367	142,422	32,809	2,598	300	2,008	8,827	2,598	187	140	7	140	7	140	7	140	7	140	7	140	7	140	7	140	7	
S.L.M.+	-	-	-	-	-	-	-	-	-	-	-	-	-	-	-	-	-	-	-	-	-	-	-	-	-	-	-	-	-	-	-
L.M.+	-	-	-	-	-	-	-	-	-	-	-	-	-	-	-	-	-	-	-	-	-	-	-	-	-	-	-	-	-	-	-
L.M.	8	50	615	2,010	9,329	22,080	39,139	7,162	966	413	966	967	140	7	140	7	140	7	140	7	140	7	140	7	140	7	140	7	140	7	
S.G.O.+	-	-	-	-	-	-	-	-	-	-	-	-	-	-	-	-	-	-	-	-	-	-	-	-	-	-	-	-	-	-	-
S.G.O.	20	85	748	1,348	4,747	5,929	3,392	526	64	20	82	53	53	30	30	30	30	30	30	30	30	30	30	30	30	30	30	30	30	30	
G.O.+	-	-	-	-	-	-	-	-	-	-	-	-	-	-	-	-	-	-	-	-	-	-	-	-	-	-	-	-	-	-	-
G.O.	10	20	284	413	1,079	494	191	35	82	20	82	53	53	30	30	30	30	30	30	30	30	30	30	30	30	30	30	30	30	30	
Total	19	151	423	2,902	6,165	27,009	132,008	499,664	145,549	11,072	393	98	17	189	825,749	89.3															
Light Spotted:																															
G.M.	-	-	-	-	-	-	-	-	-	-	-	-	-	-	-	-	-	-	-	-	-	-	-	-	-	-	-	-	-	-	-
S.M.	10	31	119	335	1,857	3,459	562	12	21	11	48	17	21	11	48	17	21	11	48	17	21	11	48	17	21	11	48	17	21	11	
M.	58	108	587	977	3,668	10,807	12,613	1,803	87	3,668	10,807	12,613	1,803	87	3,668	10,807	12,613	1,803	87	3,668	10,807	12,613	1,803	87	3,668	10,807	12,613	1,803	87	3,668	
S.L.M.	61	91	685	2,135	6,522	7,447	3,937	505	10	6,522	7,447	3,937	505	10	6,522	7,447	3,937	505	10	6,522	7,447	3,937	505	10	6,522	7,447	3,937	505	10	6,522	
L.M.	325	247	1,716	4,132	9,831	6,745	999	39	39	39	39	39	39	39	39	39	39	39	39	39	39	39	39	39	39	39	39	39	39	39	
Total	254	456	3,019	7,363	20,356	26,856	21,029	2,909	109	2,909	109	48	82,399	8.9																	
Spotted:																															
All Grades . . .	160	247	1,665	1,617	2,908	1,693	538	36	7	1,693	538	36	7	1,693	538	36	7	1,693	538	36	7	1,693	538	36	7	1,693	538	36	7	1,693	
Tinged:																															
All Grades . . .	18	9	91	50	80	42	-	-	-	-	-	-	-	-	-	-	-	-	-	-	-	-	-	-	-	-	-	-	-	-	
Light Gray:																															
All Grades . . .	-	-	8	69	193	498	578	106	8	498	578	106	8	498	578	106	8	498	578	106	8	498	578	106	8	498	578	106	8	498	
Gray:																															
All grades . . .	-	-	28	87	320	202	74	32	-	320	202	74	32	-	320	202	74	32	-	320	202	74	32	-	320	202	74	32	-	320	
Below Grade . . .	10	137	164	929	912	1,788	374	66	-	1,788	374	66	-	1,788	374	66	-	1,788	374	66	-	1,788	374	66	-	1,788	374	66	-	1,788	
All Grades . . .	29	720	1,307	8,703	16,387	53,049	161,734	521,949	148,634	11,188	401	146	17	189	924,453	100.0															
All grades . . .	Percent	Percent	Percent	Percent	Percent	Percent	Percent	Percent	Percent	Percent	Percent	Percent	Percent	Percent	Percent	Percent	Percent	Percent	Percent	Percent	Percent	Percent	Percent	Percent	Percent	Percent	Percent	Percent	Percent	Percent	
As reported by the Bureau of the Census, running bales.	.1	.1	.9	1.6	5.7	17.5	56.5	16.1	1.2	56.5	16.1	1.2	56.5	16.1	1.2	56.5	16.1	1.2	56.5	16.1	1.2	56.5	16.1	1.2	56.5	16.1	1.2	56.5	16.1	1.2	
Less than 0.05 percent.	-	-	-	-	-	-	-	-	-	-	-	-	-	-	-	-	-	-	-	-	-	-	-	-	-	-	-	-	-	-	-
Percentage rough preparation . . .	-	-	-	-	-	-	-	-	-	-	-	-	-	-	-	-	-	-	-	-	-	-	-	-	-	-	-	-	-	-	-
Grade index . . .	-	-	-	-	-	-	-	-	-	-	-	-	-	-	-	-	-	-	-	-	-	-	-	-	-	-	-	-	-	-	-
Average staple . . .	-	-	-	-	-	-	-	-	-	-	-	-	-	-	-	-	-	-	-	-	-	-	-	-	-	-	-	-	-	-	-

Percentages are based on total bales ginned in Arkansas, 1958-59, except where noted. Percentages of bales in each grade are based on total bales ginned in Arkansas, 1958-59, except where noted. Percentages of bales in each grade are based on total bales ginned in Arkansas, 1958-59, except where noted.

Table 13. -- Grade and staple of upland cotton ginned in California, 1958-59

Grade	13/16 inch and shorter		7/8 inch		29/32 inch		15/16 inch		31/32 inch		1 inch		1-1/32 inches		1-1/16 inches		1-3/32 inches		1-1/8 inches		1-5/32 inches		1-3/16 inches		1-7/32 inches		1-1/4 inches and longer		All staples																																																																																																																																																																																																																																																																																																																																																																																																																																																																																																																																																																																																																																																																																																																																																																																																																																																																																																																																																																		
	Bales	Percent	Bales	Percent	Bales	Percent	Bales	Percent	Bales	Percent	Bales	Percent	Bales	Percent	Bales	Percent	Bales	Percent	Bales	Percent	Bales	Percent	Bales	Percent	Bales	Percent	Bales	Percent	Bales	Percent																																																																																																																																																																																																																																																																																																																																																																																																																																																																																																																																																																																																																																																																																																																																																																																																																																																																																																																																																																	
White:																																G.M.	-		-		-		-		-		-		-		-		-		-		-		-		-		-		-			S.M.	-		-		-		-		-		-		-		-		-		-		-		-		-		-		-			M+	-		-		-		-		-		-		-		-		-		-		-		-		-		-		-			M.	-		-		-		-		-		-		-		-		-		-		-		-		-		-		-			S.L.M.+	-		-		-		-		-		-		-		-		-		-		-		-		-		-		-			S.L.M.	-		-		-		-		-		-		-		-		-		-		-		-		-		-		-			L.M.+	-		-		-		-		-		-		-		-		-		-		-		-		-		-		-			L.M.	-		-		-		-		-		-		-		-		-		-		-		-		-		-		-			S.G.O.+	-		-		-		-		-		-		-		-		-		-		-		-		-		-		-			S.G.O.	-		-		-		-		-		-		-		-		-		-		-		-		-		-		-			G.O.+	-		-		-		-		-		-		-		-		-		-		-		-		-		-		-			G.O.	-		-		-		-		-		-		-		-		-		-		-		-		-		-		-			Total	-		-		-		-		-		-		-		-		-		-		-		-		-		-		-			Light Spotted:																																All grades	-		-		-		-		-		-		-		-		-		-		-		-		-		-		-			Spotted:																																All grades	-		-		-		-		-		-		-		-		-		-		-		-		-		-		-			Tinged:																																All grades	-		-		-		-		-		-		-		-		-		-		-		-		-		-		-			Yellow Stained:																																All grades	-		-		-		-		-		-		-		-		-		-		-		-		-		-		-			Light Gray:																																All grades	-		-		-		-		-		-		-		-		-		-		-		-		-		-		-			Gray:																																All grades	-		-		-		-		-		-		-		-		-		-		-		-		-		-		-			Below Grade	-		-		-		-		-		-		-		-		-		-		-		-		-		-		-			All grades	-		-		-		-		-		-		-		-		-		-		-		-		-		-		-			All grades	Percent		Percent		Percent		Percent		Percent		Percent		Percent		Percent		Percent		Percent		Percent		Percent		Percent		Percent		Percent			All grades	Percent		Percent		Percent		Percent		Percent		Percent		Percent		Percent		Percent		Percent		Percent		Percent		Percent		Percent		Percent		
G.M.	-		-		-		-		-		-		-		-		-		-		-		-		-		-		-			S.M.	-		-		-		-		-		-		-		-		-		-		-		-		-		-		-			M+	-		-		-		-		-		-		-		-		-		-		-		-		-		-		-			M.	-		-		-		-		-		-		-		-		-		-		-		-		-		-		-			S.L.M.+	-		-		-		-		-		-		-		-		-		-		-		-		-		-		-			S.L.M.	-		-		-		-		-		-		-		-		-		-		-		-		-		-		-			L.M.+	-		-		-		-		-		-		-		-		-		-		-		-		-		-		-			L.M.	-		-		-		-		-		-		-		-		-		-		-		-		-		-		-			S.G.O.+	-		-		-		-		-		-		-		-		-		-		-		-		-		-		-			S.G.O.	-		-		-		-		-		-		-		-		-		-		-		-		-		-		-			G.O.+	-		-		-		-		-		-		-		-		-		-		-		-		-		-		-			G.O.	-		-		-		-		-		-		-		-		-		-		-		-		-		-		-			Total	-		-		-		-		-		-		-		-		-		-		-		-		-		-		-			Light Spotted:																																All grades	-		-		-		-		-		-		-		-		-		-		-		-		-		-		-			Spotted:																																All grades	-		-		-		-		-		-		-		-		-		-		-		-		-		-		-			Tinged:																																All grades	-		-		-		-		-		-		-		-		-		-		-		-		-		-		-			Yellow Stained:																																All grades	-		-		-		-		-		-		-		-		-		-		-		-		-		-		-			Light Gray:																																All grades	-		-		-		-		-		-		-		-		-		-		-		-		-		-		-			Gray:																																All grades	-		-		-		-		-		-		-		-		-		-		-		-		-		-		-			Below Grade	-		-		-		-		-		-		-		-		-		-		-		-		-		-		-			All grades	-		-		-		-		-		-		-		-		-		-		-		-		-		-		-			All grades	Percent		Percent		Percent		Percent		Percent		Percent		Percent		Percent		Percent		Percent		Percent		Percent		Percent		Percent		Percent			All grades	Percent		Percent		Percent		Percent		Percent		Percent		Percent		Percent		Percent		Percent		Percent		Percent		Percent		Percent		Percent																																		
S.M.	-		-		-		-		-		-		-		-		-		-		-		-		-		-		-			M+	-		-		-		-		-		-		-		-		-		-		-		-		-		-		-			M.	-		-		-		-		-		-		-		-		-		-		-		-		-		-		-			S.L.M.+	-		-		-		-		-		-		-		-		-		-		-		-		-		-		-			S.L.M.	-		-		-		-		-		-		-		-		-		-		-		-		-		-		-			L.M.+	-		-		-		-		-		-		-		-		-		-		-		-		-		-		-			L.M.	-		-		-		-		-		-		-		-		-		-		-		-		-		-		-			S.G.O.+	-		-		-		-		-		-		-		-		-		-		-		-		-		-		-			S.G.O.	-		-		-		-		-		-		-		-		-		-		-		-		-		-		-			G.O.+	-		-		-		-		-		-		-		-		-		-		-		-		-		-		-			G.O.	-		-		-		-		-		-		-		-		-		-		-		-		-		-		-			Total	-		-		-		-		-		-		-		-		-		-		-		-		-		-		-			Light Spotted:																																All grades	-		-		-		-		-		-		-		-		-		-		-		-		-		-		-			Spotted:																																All grades	-		-		-		-		-		-		-		-		-		-		-		-		-		-		-			Tinged:																																All grades	-		-		-		-		-		-		-		-		-		-		-		-		-		-		-			Yellow Stained:																																All grades	-		-		-		-		-		-		-		-		-		-		-		-		-		-		-			Light Gray:																																All grades	-		-		-		-		-		-		-		-		-		-		-		-		-		-		-			Gray:																																All grades	-		-		-		-		-		-		-		-		-		-		-		-		-		-		-			Below Grade	-		-		-		-		-		-		-		-		-		-		-		-		-		-		-			All grades	-		-		-		-		-		-		-		-		-		-		-		-		-		-		-			All grades	Percent		Percent		Percent		Percent		Percent		Percent		Percent		Percent		Percent		Percent		Percent		Percent		Percent		Percent		Percent			All grades	Percent		Percent		Percent		Percent		Percent		Percent		Percent		Percent		Percent		Percent		Percent		Percent		Percent		Percent		Percent																																																																		
M+	-		-		-		-		-		-		-		-		-		-		-		-		-		-		-			M.	-		-		-		-		-		-		-		-		-		-		-		-		-		-		-			S.L.M.+	-		-		-		-		-		-		-		-		-		-		-		-		-		-		-			S.L.M.	-		-		-		-		-		-		-		-		-		-		-		-		-		-		-			L.M.+	-		-		-		-		-		-		-		-		-		-		-		-		-		-		-			L.M.	-		-		-		-		-		-		-		-		-		-		-		-		-		-		-			S.G.O.+	-		-		-		-		-		-		-		-		-		-		-		-		-		-		-			S.G.O.	-		-		-		-		-		-		-		-		-		-		-		-		-		-		-			G.O.+	-		-		-		-		-		-		-		-		-		-		-		-		-		-		-			G.O.	-		-		-		-		-		-		-		-		-		-		-		-		-		-		-			Total	-		-		-		-		-		-		-		-		-		-		-		-		-		-		-			Light Spotted:																																All grades	-		-		-		-		-		-		-		-		-		-		-		-		-		-		-			Spotted:																																All grades	-		-		-		-		-		-		-		-		-		-		-		-		-		-		-			Tinged:																																All grades	-		-		-		-		-		-		-		-		-		-		-		-		-		-		-			Yellow Stained:																																All grades	-		-		-		-		-		-		-		-		-		-		-		-		-		-		-			Light Gray:																																All grades	-		-		-		-		-		-		-		-		-		-		-		-		-		-		-			Gray:																																All grades	-		-		-		-		-		-		-		-		-		-		-		-		-		-		-			Below Grade	-		-		-		-		-		-		-		-		-		-		-		-		-		-		-			All grades	-		-		-		-		-		-		-		-		-		-		-		-		-		-		-			All grades	Percent		Percent		Percent		Percent		Percent		Percent		Percent		Percent		Percent		Percent		Percent		Percent		Percent		Percent		Percent			All grades	Percent		Percent		Percent		Percent		Percent		Percent		Percent		Percent		Percent		Percent		Percent		Percent		Percent		Percent		Percent																																																																																																		
M.	-		-		-		-		-		-		-		-		-		-		-		-		-		-		-			S.L.M.+	-		-		-		-		-		-		-		-		-		-		-		-		-		-		-			S.L.M.	-		-		-		-		-		-		-		-		-		-		-		-		-		-		-			L.M.+	-		-		-		-		-		-		-		-		-		-		-		-		-		-		-			L.M.	-		-		-		-		-		-		-		-		-		-		-		-		-		-		-			S.G.O.+	-		-		-		-		-		-		-		-		-		-		-		-		-		-		-			S.G.O.	-		-		-		-		-		-		-		-		-		-		-		-		-		-		-			G.O.+	-		-		-		-		-		-		-		-		-		-		-		-		-		-		-			G.O.	-		-		-		-		-		-		-		-		-		-		-		-		-		-		-			Total	-		-		-		-		-		-		-		-		-		-		-		-		-		-		-			Light Spotted:																																All grades	-		-		-		-		-		-		-		-		-		-		-		-		-		-		-			Spotted:																																All grades	-		-		-		-		-		-		-		-		-		-		-		-		-		-		-			Tinged:																																All grades	-		-		-		-		-		-		-		-		-		-		-		-		-		-		-			Yellow Stained:																																All grades	-		-		-		-		-		-		-		-		-		-		-		-		-		-		-			Light Gray:																																All grades	-		-		-		-		-		-		-		-		-		-		-		-		-		-		-			Gray:																																All grades	-		-		-		-		-		-		-		-		-		-		-		-		-		-		-			Below Grade	-		-		-		-		-		-		-		-		-		-		-		-		-		-		-			All grades	-		-		-		-		-		-		-		-		-		-		-		-		-		-		-			All grades	Percent		Percent		Percent		Percent		Percent		Percent		Percent		Percent		Percent		Percent		Percent		Percent		Percent		Percent		Percent			All grades	Percent		Percent		Percent		Percent		Percent		Percent		Percent		Percent		Percent		Percent		Percent		Percent		Percent		Percent		Percent																																																																																																																																		
S.L.M.+	-		-		-		-		-		-		-		-		-		-		-		-		-		-		-			S.L.M.	-		-		-		-		-		-		-		-		-		-		-		-		-		-		-			L.M.+	-		-		-		-		-		-		-		-		-		-		-		-		-		-		-			L.M.	-		-		-		-		-		-		-		-		-		-		-		-		-		-		-			S.G.O.+	-		-		-		-		-		-		-		-		-		-		-		-		-		-		-			S.G.O.	-		-		-		-		-		-		-		-		-		-		-		-		-		-		-			G.O.+	-		-		-		-		-		-		-		-		-		-		-		-		-		-		-			G.O.	-		-		-		-		-		-		-		-		-		-		-		-		-		-		-			Total	-		-		-		-		-		-		-		-		-		-		-		-		-		-		-			Light Spotted:																																All grades	-		-		-		-		-		-		-		-		-		-		-		-		-		-		-			Spotted:																																All grades	-		-		-		-		-		-		-		-		-		-		-		-		-		-		-			Tinged:																																All grades	-		-		-		-		-		-		-		-		-		-		-		-		-		-		-			Yellow Stained:																																All grades	-		-		-		-		-		-		-		-		-		-		-		-		-		-		-			Light Gray:																																All grades	-		-		-		-		-		-		-		-		-		-		-		-		-		-		-			Gray:																																All grades	-		-		-		-		-		-		-		-		-		-		-		-		-		-		-			Below Grade	-		-		-		-		-		-		-		-		-		-		-		-		-		-		-			All grades	-		-		-		-		-		-		-		-		-		-		-		-		-		-		-			All grades	Percent		Percent		Percent		Percent		Percent		Percent		Percent		Percent		Percent		Percent		Percent		Percent		Percent		Percent		Percent			All grades	Percent		Percent		Percent		Percent		Percent		Percent		Percent		Percent		Percent		Percent		Percent		Percent		Percent		Percent		Percent																																																																																																																																																																		
S.L.M.	-		-		-		-		-		-		-		-		-		-		-		-		-		-		-			L.M.+	-		-		-		-		-		-		-		-		-		-		-		-		-		-		-			L.M.	-		-		-		-		-		-		-		-		-		-		-		-		-		-		-			S.G.O.+	-		-		-		-		-		-		-		-		-		-		-		-		-		-		-			S.G.O.	-		-		-		-		-		-		-		-		-		-		-		-		-		-		-			G.O.+	-		-		-		-		-		-		-		-		-		-		-		-		-		-		-			G.O.	-		-		-		-		-		-		-		-		-		-		-		-		-		-		-			Total	-		-		-		-		-		-		-		-		-		-		-		-		-		-		-			Light Spotted:																																All grades	-		-		-		-		-		-		-		-		-		-		-		-		-		-		-			Spotted:																																All grades	-		-		-		-		-		-		-		-		-		-		-		-		-		-		-			Tinged:																																All grades	-		-		-		-		-		-		-		-		-		-		-		-		-		-		-			Yellow Stained:																																All grades	-		-		-		-		-		-		-		-		-		-		-		-		-		-		-			Light Gray:																																All grades	-		-		-		-		-		-		-		-		-		-		-		-		-		-		-			Gray:																																All grades	-		-		-		-		-		-		-		-		-		-		-		-		-		-		-			Below Grade	-		-		-		-		-		-		-		-		-		-		-		-		-		-		-			All grades	-		-		-		-		-		-		-		-		-		-		-		-		-		-		-			All grades	Percent		Percent		Percent		Percent		Percent		Percent		Percent		Percent		Percent		Percent		Percent		Percent		Percent		Percent		Percent			All grades	Percent		Percent		Percent		Percent		Percent		Percent		Percent		Percent		Percent		Percent		Percent		Percent		Percent		Percent		Percent																																																																																																																																																																																																		
L.M.+	-		-		-		-		-		-		-		-		-		-		-		-		-		-		-			L.M.	-		-		-		-		-		-		-		-		-		-		-		-		-		-		-			S.G.O.+	-		-		-		-		-		-		-		-		-		-		-		-		-		-		-			S.G.O.	-		-		-		-		-		-		-		-		-		-		-		-		-		-		-			G.O.+	-		-		-		-		-		-		-		-		-		-		-		-		-		-		-			G.O.	-		-		-		-		-		-		-		-		-		-		-		-		-		-		-			Total	-		-		-		-		-		-		-		-		-		-		-		-		-		-		-			Light Spotted:																																All grades	-		-		-		-		-		-		-		-		-		-		-		-		-		-		-			Spotted:																																All grades	-		-		-		-		-		-		-		-		-		-		-		-		-		-		-			Tinged:																																All grades	-		-		-		-		-		-		-		-		-		-		-		-		-		-		-			Yellow Stained:																																All grades	-		-		-		-		-		-		-		-		-		-		-		-		-		-		-			Light Gray:																																All grades	-		-		-		-		-		-		-		-		-		-		-		-		-		-		-			Gray:																																All grades	-		-		-		-		-		-		-		-		-		-		-		-		-		-		-			Below Grade	-		-		-		-		-		-		-		-		-		-		-		-		-		-		-			All grades	-		-		-		-		-		-		-		-		-		-		-		-		-		-		-			All grades	Percent		Percent		Percent		Percent		Percent		Percent		Percent		Percent		Percent		Percent		Percent		Percent		Percent		Percent		Percent			All grades	Percent		Percent		Percent		Percent		Percent		Percent		Percent		Percent		Percent		Percent		Percent		Percent		Percent		Percent		Percent																																																																																																																																																																																																																																		
L.M.	-		-		-		-		-		-		-		-		-		-		-		-		-		-		-			S.G.O.+	-		-		-		-		-		-		-		-		-		-		-		-		-		-		-			S.G.O.	-		-		-		-		-		-		-		-		-		-		-		-		-		-		-			G.O.+	-		-		-		-		-		-		-		-		-		-		-		-		-		-		-			G.O.	-		-		-		-		-		-		-		-		-		-		-		-		-		-		-			Total	-		-		-		-		-		-		-		-		-		-		-		-		-		-		-			Light Spotted:																																All grades	-		-		-		-		-		-		-		-		-		-		-		-		-		-		-			Spotted:																																All grades	-		-		-		-		-		-		-		-		-		-		-		-		-		-		-			Tinged:																																All grades	-		-		-		-		-		-		-		-		-		-		-		-		-		-		-			Yellow Stained:																																All grades	-		-		-		-		-		-		-		-		-		-		-		-		-		-		-			Light Gray:																																All grades	-		-		-		-		-		-		-		-		-		-		-		-		-		-		-			Gray:																																All grades	-		-		-		-		-		-		-		-		-		-		-		-		-		-		-			Below Grade	-		-		-		-		-		-		-		-		-		-		-		-		-		-		-			All grades	-		-		-		-		-		-		-		-		-		-		-		-		-		-		-			All grades	Percent		Percent		Percent		Percent		Percent		Percent		Percent		Percent		Percent		Percent		Percent		Percent		Percent		Percent		Percent			All grades	Percent		Percent		Percent		Percent		Percent		Percent		Percent		Percent		Percent		Percent		Percent		Percent		Percent		Percent		Percent																																																																																																																																																																																																																																																																		
S.G.O.+	-		-		-		-		-		-		-		-		-		-		-		-		-		-		-			S.G.O.	-		-		-		-		-		-		-		-		-		-		-		-		-		-		-			G.O.+	-		-		-		-		-		-		-		-		-		-		-		-		-		-		-			G.O.	-		-		-		-		-		-		-		-		-		-		-		-		-		-		-			Total	-		-		-		-		-		-		-		-		-		-		-		-		-		-		-			Light Spotted:																																All grades	-		-		-		-		-		-		-		-		-		-		-		-		-		-		-			Spotted:																																All grades	-		-		-		-		-		-		-		-		-		-		-		-		-		-		-			Tinged:																																All grades	-		-		-		-		-		-		-		-		-		-		-		-		-		-		-			Yellow Stained:																																All grades	-		-		-		-		-		-		-		-		-		-		-		-		-		-		-			Light Gray:																																All grades	-		-		-		-		-		-		-		-		-		-		-		-		-		-		-			Gray:																																All grades	-		-		-		-		-		-		-		-		-		-		-		-		-		-		-			Below Grade	-		-		-		-		-		-		-		-		-		-		-		-		-		-		-			All grades	-		-		-		-		-		-		-		-		-		-		-		-		-		-		-			All grades	Percent		Percent		Percent		Percent		Percent		Percent		Percent		Percent		Percent		Percent		Percent		Percent		Percent		Percent		Percent			All grades	Percent		Percent		Percent		Percent		Percent		Percent		Percent		Percent		Percent		Percent		Percent		Percent		Percent		Percent		Percent																																																																																																																																																																																																																																																																																																		
S.G.O.	-		-		-		-		-		-		-		-		-		-		-		-		-		-		-			G.O.+	-		-		-		-		-		-		-		-		-		-		-		-		-		-		-			G.O.	-		-		-		-		-		-		-		-		-		-		-		-		-		-		-			Total	-		-		-		-		-		-		-		-		-		-		-		-		-		-		-			Light Spotted:																																All grades	-		-		-		-		-		-		-		-		-		-		-		-		-		-		-			Spotted:																																All grades	-		-		-		-		-		-		-		-		-		-		-		-		-		-		-			Tinged:																																All grades	-		-		-		-		-		-		-		-		-		-		-		-		-		-		-			Yellow Stained:																																All grades	-		-		-		-		-		-		-		-		-		-		-		-		-		-		-			Light Gray:																																All grades	-		-		-		-		-		-		-		-		-		-		-		-		-		-		-			Gray:																																All grades	-		-		-		-		-		-		-		-		-		-		-		-		-		-		-			Below Grade	-		-		-		-		-		-		-		-		-		-		-		-		-		-		-			All grades	-		-		-		-		-		-		-		-		-		-		-		-		-		-		-			All grades	Percent		Percent		Percent		Percent		Percent		Percent		Percent		Percent		Percent		Percent		Percent		Percent		Percent		Percent		Percent			All grades	Percent		Percent		Percent		Percent		Percent		Percent		Percent		Percent		Percent		Percent		Percent		Percent		Percent		Percent		Percent																																																																																																																																																																																																																																																																																																																																		
G.O.+	-		-		-		-		-		-		-		-		-		-		-		-		-		-		-			G.O.	-		-		-		-		-		-		-		-		-		-		-		-		-		-		-			Total	-		-		-		-		-		-		-		-		-		-		-		-		-		-		-			Light Spotted:																																All grades	-		-		-		-		-		-		-		-		-		-		-		-		-		-		-			Spotted:																																All grades	-		-		-		-		-		-		-		-		-		-		-		-		-		-		-			Tinged:																																All grades	-		-		-		-		-		-		-		-		-		-		-		-		-		-		-			Yellow Stained:																																All grades	-		-		-		-		-		-		-		-		-		-		-		-		-		-		-			Light Gray:																																All grades	-		-		-		-		-		-		-		-		-		-		-		-		-		-		-			Gray:																																All grades	-		-		-		-		-		-		-		-		-		-		-		-		-		-		-			Below Grade	-		-		-		-		-		-		-		-		-		-		-		-		-		-		-			All grades	-		-		-		-		-		-		-		-		-		-		-		-		-		-		-			All grades	Percent		Percent		Percent		Percent		Percent		Percent		Percent		Percent		Percent		Percent		Percent		Percent		Percent		Percent		Percent			All grades	Percent		Percent		Percent		Percent		Percent		Percent		Percent		Percent		Percent		Percent		Percent		Percent		Percent		Percent		Percent																																																																																																																																																																																																																																																																																																																																																																		
G.O.	-		-		-		-		-		-		-		-		-		-		-		-		-		-		-			Total	-		-		-		-		-		-		-		-		-		-		-		-		-		-		-			Light Spotted:																																All grades	-		-		-		-		-		-		-		-		-		-		-		-		-		-		-			Spotted:																																All grades	-		-		-		-		-		-		-		-		-		-		-		-		-		-		-			Tinged:																																All grades	-		-		-		-		-		-		-		-		-		-		-		-		-		-		-			Yellow Stained:																																All grades	-		-		-		-		-		-		-		-		-		-		-		-		-		-		-			Light Gray:																																All grades	-		-		-		-		-		-		-		-		-		-		-		-		-		-		-			Gray:																																All grades	-		-		-		-		-		-		-		-		-		-		-		-		-		-		-			Below Grade	-		-		-		-		-		-		-		-		-		-		-		-		-		-		-			All grades	-		-		-		-		-		-		-		-		-		-		-		-		-		-		-			All grades	Percent		Percent		Percent		Percent		Percent		Percent		Percent		Percent		Percent		Percent		Percent		Percent		Percent		Percent		Percent			All grades	Percent		Percent		Percent		Percent		Percent		Percent		Percent		Percent		Percent		Percent		Percent		Percent		Percent		Percent		Percent																																																																																																																																																																																																																																																																																																																																																																																																		
Total	-		-		-		-		-		-		-		-		-		-		-		-		-		-		-			Light Spotted:																																All grades	-		-		-		-		-		-		-		-		-		-		-		-		-		-		-			Spotted:																																All grades	-		-		-		-		-		-		-		-		-		-		-		-		-		-		-			Tinged:																																All grades	-		-		-		-		-		-		-		-		-		-		-		-		-		-		-			Yellow Stained:																																All grades	-		-		-		-		-		-		-		-		-		-		-		-		-		-		-			Light Gray:																																All grades	-		-		-		-		-		-		-		-		-		-		-		-		-		-		-			Gray:																																All grades	-		-		-		-		-		-		-		-		-		-		-		-		-		-		-			Below Grade	-		-		-		-		-		-		-		-		-		-		-		-		-		-		-			All grades	-		-		-		-		-		-		-		-		-		-		-		-		-		-		-			All grades	Percent		Percent		Percent		Percent		Percent		Percent		Percent		Percent		Percent		Percent		Percent		Percent		Percent		Percent		Percent			All grades	Percent		Percent		Percent		Percent		Percent		Percent		Percent		Percent		Percent		Percent		Percent		Percent		Percent		Percent		Percent																																																																																																																																																																																																																																																																																																																																																																																																																																		
Light Spotted:																																All grades	-		-		-		-		-		-		-		-		-		-		-		-		-		-		-			Spotted:																																All grades	-		-		-		-		-		-		-		-		-		-		-		-		-		-		-			Tinged:																																All grades	-		-		-		-		-		-		-		-		-		-		-		-		-		-		-			Yellow Stained:																																All grades	-		-		-		-		-		-		-		-		-		-		-		-		-		-		-			Light Gray:																																All grades	-		-		-		-		-		-		-		-		-		-		-		-		-		-		-			Gray:																																All grades	-		-		-		-		-		-		-		-		-		-		-		-		-		-		-			Below Grade	-		-		-		-		-		-		-		-		-		-		-		-		-		-		-			All grades	-		-		-		-		-		-		-		-		-		-		-		-		-		-		-			All grades	Percent		Percent		Percent		Percent		Percent		Percent		Percent		Percent		Percent		Percent		Percent		Percent		Percent		Percent		Percent			All grades	Percent		Percent		Percent		Percent		Percent		Percent		Percent		Percent		Percent		Percent		Percent		Percent		Percent		Percent		Percent																																																																																																																																																																																																																																																																																																																																																																																																																																																																		
All grades	-		-		-		-		-		-		-		-		-		-		-		-		-		-		-			Spotted:																																All grades	-		-		-		-		-		-		-		-		-		-		-		-		-		-		-			Tinged:																																All grades	-		-		-		-		-		-		-		-		-		-		-		-		-		-		-			Yellow Stained:																																All grades	-		-		-		-		-		-		-		-		-		-		-		-		-		-		-			Light Gray:																																All grades	-		-		-		-		-		-		-		-		-		-		-		-		-		-		-			Gray:																																All grades	-		-		-		-		-		-		-		-		-		-		-		-		-		-		-			Below Grade	-		-		-		-		-		-		-		-		-		-		-		-		-		-		-			All grades	-		-		-		-		-		-		-		-		-		-		-		-		-		-		-			All grades	Percent		Percent		Percent		Percent		Percent		Percent		Percent		Percent		Percent		Percent		Percent		Percent		Percent		Percent		Percent			All grades	Percent		Percent		Percent		Percent		Percent		Percent		Percent		Percent		Percent		Percent		Percent		Percent		Percent		Percent		Percent																																																																																																																																																																																																																																																																																																																																																																																																																																																																																																		
Spotted:																																All grades	-		-		-		-		-		-		-		-		-		-		-		-		-		-		-			Tinged:																																All grades	-		-		-		-		-		-		-		-		-		-		-		-		-		-		-			Yellow Stained:																																All grades	-		-		-		-		-		-		-		-		-		-		-		-		-		-		-			Light Gray:																																All grades	-		-		-		-		-		-		-		-		-		-		-		-		-		-		-			Gray:																																All grades	-		-		-		-		-		-		-		-		-		-		-		-		-		-		-			Below Grade	-		-		-		-		-		-		-		-		-		-		-		-		-		-		-			All grades	-		-		-		-		-		-		-		-		-		-		-		-		-		-		-			All grades	Percent		Percent		Percent		Percent		Percent		Percent		Percent		Percent		Percent		Percent		Percent		Percent		Percent		Percent		Percent			All grades	Percent		Percent		Percent		Percent		Percent		Percent		Percent		Percent		Percent		Percent		Percent		Percent		Percent		Percent		Percent																																																																																																																																																																																																																																																																																																																																																																																																																																																																																																																																		
All grades	-		-		-		-		-		-		-		-		-		-		-		-		-		-		-			Tinged:																																All grades	-		-		-		-		-		-		-		-		-		-		-		-		-		-		-			Yellow Stained:																																All grades	-		-		-		-		-		-		-		-		-		-		-		-		-		-		-			Light Gray:																																All grades	-		-		-		-		-		-		-		-		-		-		-		-		-		-		-			Gray:																																All grades	-		-		-		-		-		-		-		-		-		-		-		-		-		-		-			Below Grade	-		-		-		-		-		-		-		-		-		-		-		-		-		-		-			All grades	-		-		-		-		-		-		-		-		-		-		-		-		-		-		-			All grades	Percent		Percent		Percent		Percent		Percent		Percent		Percent		Percent		Percent		Percent		Percent		Percent		Percent		Percent		Percent			All grades	Percent		Percent		Percent		Percent		Percent		Percent		Percent		Percent		Percent		Percent		Percent		Percent		Percent		Percent		Percent																																																																																																																																																																																																																																																																																																																																																																																																																																																																																																																																																																		
Tinged:																																All grades	-		-		-		-		-		-		-		-		-		-		-		-		-		-		-			Yellow Stained:																																All grades	-		-		-		-		-		-		-		-		-		-		-		-		-		-		-			Light Gray:																																All grades	-		-		-		-		-		-		-		-		-		-		-		-		-		-		-			Gray:																																All grades	-		-		-		-		-		-		-		-		-		-		-		-		-		-		-			Below Grade	-		-		-		-		-		-		-		-		-		-		-		-		-		-		-			All grades	-		-		-		-		-		-		-		-		-		-		-		-		-		-		-			All grades	Percent		Percent		Percent		Percent		Percent		Percent		Percent		Percent		Percent		Percent		Percent		Percent		Percent		Percent		Percent			All grades	Percent		Percent		Percent		Percent		Percent		Percent		Percent		Percent		Percent		Percent		Percent		Percent		Percent		Percent		Percent																																																																																																																																																																																																																																																																																																																																																																																																																																																																																																																																																																																																		
All grades	-		-		-		-		-		-		-		-		-		-		-		-		-		-		-			Yellow Stained:																																All grades	-		-		-		-		-		-		-		-		-		-		-		-		-		-		-			Light Gray:																																All grades	-		-		-		-		-		-		-		-		-		-		-		-		-		-		-			Gray:																																All grades	-		-		-		-		-		-		-		-		-		-		-		-		-		-		-			Below Grade	-		-		-		-		-		-		-		-		-		-		-		-		-		-		-			All grades	-		-		-		-		-		-		-		-		-		-		-		-		-		-		-			All grades	Percent		Percent		Percent		Percent		Percent		Percent		Percent		Percent		Percent		Percent		Percent		Percent		Percent		Percent		Percent			All grades	Percent		Percent		Percent		Percent		Percent		Percent		Percent		Percent		Percent		Percent		Percent		Percent		Percent		Percent		Percent																																																																																																																																																																																																																																																																																																																																																																																																																																																																																																																																																																																																																																		
Yellow Stained:																																All grades	-		-		-		-		-		-		-		-		-		-		-		-		-		-		-			Light Gray:																																All grades	-		-		-		-		-		-		-		-		-		-		-		-		-		-		-			Gray:																																All grades	-		-		-		-		-		-		-		-		-		-		-		-		-		-		-			Below Grade	-		-		-		-		-		-		-		-		-		-		-		-		-		-		-			All grades	-		-		-		-		-		-		-		-		-		-		-		-		-		-		-			All grades	Percent		Percent		Percent		Percent		Percent		Percent		Percent		Percent		Percent		Percent		Percent		Percent		Percent		Percent		Percent			All grades	Percent		Percent		Percent		Percent		Percent		Percent		Percent		Percent		Percent		Percent		Percent		Percent		Percent		Percent		Percent																																																																																																																																																																																																																																																																																																																																																																																																																																																																																																																																																																																																																																																																		
All grades	-		-		-		-		-		-		-		-		-		-		-		-		-		-		-			Light Gray:																																All grades	-		-		-		-		-		-		-		-		-		-		-		-		-		-		-			Gray:																																All grades	-		-		-		-		-		-		-		-		-		-		-		-		-		-		-			Below Grade	-		-		-		-		-		-		-		-		-		-		-		-		-		-		-			All grades	-		-		-		-		-		-		-		-		-		-		-		-		-		-		-			All grades	Percent		Percent		Percent		Percent		Percent		Percent		Percent		Percent		Percent		Percent		Percent		Percent		Percent		Percent		Percent			All grades	Percent		Percent		Percent		Percent		Percent		Percent		Percent		Percent		Percent		Percent		Percent		Percent		Percent		Percent		Percent																																																																																																																																																																																																																																																																																																																																																																																																																																																																																																																																																																																																																																																																																																		
Light Gray:																																All grades	-		-		-		-		-		-		-		-		-		-		-		-		-		-		-			Gray:																																All grades	-		-		-		-		-		-		-		-		-		-		-		-		-		-		-			Below Grade	-		-		-		-		-		-		-		-		-		-		-		-		-		-		-			All grades	-		-		-		-		-		-		-		-		-		-		-		-		-		-		-			All grades	Percent		Percent		Percent		Percent		Percent		Percent		Percent		Percent		Percent		Percent		Percent		Percent		Percent		Percent		Percent			All grades	Percent		Percent		Percent		Percent		Percent		Percent		Percent		Percent		Percent		Percent		Percent		Percent		Percent		Percent		Percent																																																																																																																																																																																																																																																																																																																																																																																																																																																																																																																																																																																																																																																																																																																																		
All grades	-		-		-		-		-		-		-		-		-		-		-		-		-		-		-			Gray:																																All grades	-		-		-		-		-		-		-		-		-		-		-		-		-		-		-			Below Grade	-		-		-		-		-		-		-		-		-		-		-		-		-		-		-			All grades	-		-		-		-		-		-		-		-		-		-		-		-		-		-		-			All grades	Percent		Percent		Percent		Percent		Percent		Percent		Percent		Percent		Percent		Percent		Percent		Percent		Percent		Percent		Percent			All grades	Percent		Percent		Percent		Percent		Percent		Percent		Percent		Percent		Percent		Percent		Percent		Percent		Percent		Percent		Percent																																																																																																																																																																																																																																																																																																																																																																																																																																																																																																																																																																																																																																																																																																																																																																		
Gray:																																All grades	-		-		-		-		-		-		-		-		-		-		-		-		-		-		-			Below Grade	-		-		-		-		-		-		-		-		-		-		-		-		-		-		-			All grades	-		-		-		-		-		-		-		-		-		-		-		-		-		-		-			All grades	Percent		Percent		Percent		Percent		Percent		Percent		Percent		Percent		Percent		Percent		Percent		Percent		Percent		Percent		Percent			All grades	Percent		Percent		Percent		Percent		Percent		Percent		Percent		Percent		Percent		Percent		Percent		Percent		Percent		Percent		Percent																																																																																																																																																																																																																																																																																																																																																																																																																																																																																																																																																																																																																																																																																																																																																																																																		
All grades	-		-		-		-		-		-		-		-		-		-		-		-		-		-		-			Below Grade	-		-		-		-		-		-		-		-		-		-		-		-		-		-		-			All grades	-		-		-		-		-		-		-		-		-		-		-		-		-		-		-			All grades	Percent		Percent		Percent		Percent		Percent		Percent		Percent		Percent		Percent		Percent		Percent		Percent		Percent		Percent		Percent			All grades	Percent		Percent		Percent		Percent		Percent		Percent		Percent		Percent		Percent		Percent		Percent		Percent		Percent		Percent		Percent																																																																																																																																																																																																																																																																																																																																																																																																																																																																																																																																																																																																																																																																																																																																																																																																																																		
Below Grade	-		-		-		-		-		-		-		-		-		-		-		-		-		-		-			All grades	-		-		-		-		-		-		-		-		-		-		-		-		-		-		-			All grades	Percent		Percent		Percent		Percent		Percent		Percent		Percent		Percent		Percent		Percent		Percent		Percent		Percent		Percent		Percent			All grades	Percent		Percent		Percent		Percent		Percent		Percent		Percent		Percent		Percent		Percent		Percent		Percent		Percent		Percent		Percent																																																																																																																																																																																																																																																																																																																																																																																																																																																																																																																																																																																																																																																																																																																																																																																																																																																																		
All grades	-		-		-		-		-		-		-		-		-		-		-		-		-		-		-			All grades	Percent		Percent		Percent		Percent		Percent		Percent		Percent		Percent		Percent		Percent		Percent		Percent		Percent		Percent		Percent			All grades	Percent		Percent		Percent		Percent		Percent		Percent		Percent		Percent		Percent		Percent		Percent		Percent		Percent		Percent		Percent																																																																																																																																																																																																																																																																																																																																																																																																																																																																																																																																																																																																																																																																																																																																																																																																																																																																																																		
All grades	Percent		Percent		Percent		Percent		Percent		Percent		Percent		Percent		Percent		Percent		Percent		Percent		Percent		Percent		Percent			All grades	Percent		Percent		Percent		Percent		Percent		Percent		Percent		Percent		Percent		Percent		Percent		Percent		Percent		Percent		Percent																																																																																																																																																																																																																																																																																																																																																																																																																																																																																																																																																																																																																																																																																																																																																																																																																																																																																																																																		
All grades	Percent		Percent		Percent		Percent		Percent		Percent		Percent		Percent		Percent		Percent		Percent		Percent		Percent		Percent		Percent																																																																																																																																																																																																																																																																																																																																																																																																																																																																																																																																																																																																																																																																																																																																																																																																																																																																																																																																																																		

1/ As reported by the Bureau of the Census, running bales.
 * Less than 0.05 percent.
 Percentage rough preparation..... 98.8
 Grade index..... 33.8
 Average staple.....

Table 14. -- Grade and staple of upland cotton ginned in Florida, 1958-59

Grade	13/16 inch and shorter		7/8 inch		29/32 inch		15/16 inch		31/32 inch		1 inch		1-1/32 inches		1-1/16 inches		1-3/32 inches		1-1/8 inches		1-5/32 inches		1-3/16 inches		1-7/32 inches		1-1/4 inches and longer		All staples											
	Bales	Percent	Bales	Percent	Bales	Percent	Bales	Percent	Bales	Percent	Bales	Percent	Bales	Percent	Bales	Percent	Bales	Percent	Bales	Percent	Bales	Percent	Bales	Percent	Bales	Percent	Bales	Percent	Bales	Percent										
White:																																								
G.M.	-		-		-		-		-		-		-		-		-		-		-		-		-		-		-		-		-							
S.M.	-		-		-		-		-		-		-		-		-		-		-		-		-		-		-		-		-		-					
M.+.	-		-		-		-		-		-		-		-		-		-		-		-		-		-		-		-		-		-		-			
M.	-		-		-		-		-		-		-		-		-		-		-		-		-		-		-		-		-		-		-			
S.L.M.+.	-		-		-		-		-		-		-		-		-		-		-		-		-		-		-		-		-		-		-			
S.L.M.	-		-		-		-		-		-		-		-		-		-		-		-		-		-		-		-		-		-		-			
L.N.+.	-		-		-		-		-		-		-		-		-		-		-		-		-		-		-		-		-		-		-			
L.N.	-		-		-		-		-		-		-		-		-		-		-		-		-		-		-		-		-		-		-			
L.M.+.	-		-		-		-		-		-		-		-		-		-		-		-		-		-		-		-		-		-		-			
L.M.	-		-		-		-		-		-		-		-		-		-		-		-		-		-		-		-		-		-		-			
S.G.O.+.	-		-		-		-		-		-		-		-		-		-		-		-		-		-		-		-		-		-		-			
S.G.O.	-		-		-		-		-		-		-		-		-		-		-		-		-		-		-		-		-		-		-			
G.O.+.	-		-		-		-		-		-		-		-		-		-		-		-		-		-		-		-		-		-		-			
G.O.	-		-		-		-		-		-		-		-		-		-		-		-		-		-		-		-		-		-		-			
Total	-		-		-		-		-		-		-		-		-		-		-		-		-		-		-		-		-		-		-		-	
Light Spotted:																																								
G.M.	-		-		-		-		-		-		-		-		-		-		-		-		-		-		-		-		-		-		-		-	
S.M.	-		-		-		-		-		-		-		-		-		-		-		-		-		-		-		-		-		-		-		-	
M.	-		-		-		-		-		-		-		-		-		-		-		-		-		-		-		-		-		-		-		-	
S.L.M.	-		-		-		-		-		-		-		-		-		-		-		-		-		-		-		-		-		-		-		-	
L.M.	-		-		-		-		-		-		-		-		-		-		-		-		-		-		-		-		-		-		-		-	
Total	-		-		-		-		-		-		-		-		-		-		-		-		-		-		-		-		-		-		-		-	
Spotted:																																								
All grades	-		-		-		-		-		-		-		-		-		-		-		-		-		-		-		-		-		-		-		-	
Below Grade	-		-		-		-		-		-		-		-		-		-		-		-		-		-		-		-		-		-		-		-	
All grades	-		-		-		-		-		-		-		-		-		-		-		-		-		-		-		-		-		-		-		-	
Percent																																								
All grades	.1		.7		.3		.8		.6		.1		.2		.2		.2		.2		.2		.2		.2		.2		.2		.2		.2		.2		.2			
Percent of the Census, running bales.																																								
All grades	.6		7.7		3.3		8.8		6.1		1.1		2.1		2.1		2.1		2.1		2.1		2.1		2.1		2.1		2.1		2.1		2.1		2.1		2.1			
Percent of the Census, rough preparation.																																								
All grades	.6		7.7		3.3		8.8		6.1		1.1		2.1		2.1		2.1		2.1		2.1		2.1		2.1		2.1		2.1		2.1		2.1		2.1		2.1			
Grade index.																																								
All grades	97.0		97.0		97.0		97.0		97.0		97.0		97.0		97.0		97.0		97.0		97.0		97.0		97.0		97.0		97.0		97.0		97.0		97.0		97.0			
Average staple.																																								
All grades	33.1		33.1		33.1		33.1		33.1		33.1		33.1		33.1		33.1		33.1		33.1		33.1		33.1		33.1		33.1		33.1		33.1		33.1		33.1			

1/ As reported by the Bureau of the Census, running bales.
 2/ Less than 0.05 percent.

Table 15. -- Grade and staple of upland cotton ginned in Georgia, 1958-59

Grade	13/16 inch and shorter Bales	7/8 inch Bales	29/32 inch Bales	15/16 inch Bales	31/32 inch Bales	1 inch Bales	1-1/32 inches		1-1/16 inches		1-3/32 inches		1-1/8 inches		1-5/32 inches		1-3/16 inches		1-7/32 inches		1-1/4 inches and longer		All staples				
							Bales	Percent	Bales	Percent	Bales	Percent	Bales	Percent	Bales	Percent	Bales	Percent	Bales	Percent	Bales	Percent	Bales	Percent	Bales	Percent	Bales
White:																											
G.M.	-	-	-	16	72	1,862	19,803	32	12,918	9	220	-	-	-	-	-	-	-	-	-	-	-	41	-	-		
S.M.	-	-	-	18	18	766	11,710	-	7,710	-	112	-	-	-	-	-	-	-	-	-	-	-	34,893	10.0	-		
M.+	-	-	-	169	1,344	14,498	111,855	64,845	1,863	49	11	-	-	-	-	-	-	-	-	-	-	-	20,324	5.8	-		
S.L.M.+	-	-	-	37	218	2,326	15,467	8,936	308	20	10	-	-	-	-	-	-	-	-	-	-	-	194,644	55.7	-		
S.L.M.	-	-	8	682	2,297	9,522	25,372	12,032	485	39	-	-	-	-	-	-	-	-	-	-	-	-	27,322	7.8	-		
S.L.M.	-	-	43	145	588	1,616	384	1,616	384	-	-	-	-	-	-	-	-	-	-	-	-	-	50,453	14.4	-		
L.M.+	-	-	9	191	722	1,296	1,832	251	251	-	-	-	-	-	-	-	-	-	-	-	-	-	2,776	.8	-		
L.M.	-	-	17	59	20	76	59	20	76	-	-	-	-	-	-	-	-	-	-	-	-	-	4,309	1.2	-		
S.G.O.+	-	-	1	38	140	105	30	30	140	-	-	-	-	-	-	-	-	-	-	-	-	-	314	.1	-		
S.G.O.	-	-	-	-	-	-	-	-	-	-	-	-	-	-	-	-	-	-	-	-	-	-	10	.0	-		
G.O.+	-	-	-	-	-	-	-	-	-	-	-	-	-	-	-	-	-	-	-	-	-	-	31	.0	-		
G.O.	-	-	-	-	-	-	-	-	-	-	-	-	-	-	-	-	-	-	-	-	-	-	-	-	-		
Total	27	24	1,141	4,871	31,084	187,890	107,135	2,988	108	21	-	-	-	-	-	-	-	-	-	-	-	-	335,289	95.8	-		
Light Spotted:																											
G.M.	-	-	-	32	104	22	25	13	466	-	-	-	-	-	-	-	-	-	-	-	-	-	60	-	-		
S.M.	-	-	10	67	105	673	4,264	2,150	10	10	-	-	-	-	-	-	-	-	-	-	-	-	2,591	.7	-		
M.	-	-	20	34	169	502	1,165	236	9	-	-	-	-	-	-	-	-	-	-	-	-	-	7,279	2.1	-		
S.L.M.	-	-	-	48	73	205	226	9	18	-	-	-	-	-	-	-	-	-	-	-	-	-	2,138	.6	-		
L.M.	-	-	20	22	181	451	1,826	7,287	2,814	18	10	-	-	-	-	-	-	-	-	-	-	-	561	.2	-		
Total	-	-	-	16	65	123	229	83	-	-	-	-	-	-	-	-	-	-	-	-	-	-	-	12,629	3.6	-	
Spotted:																											
All grades	-	-	-	16	65	123	229	83	-	-	-	-	-	-	-	-	-	-	-	-	-	-	-	516	.0	-	
Tinged:																											
All grades	-	-	-	8	39	139	207	12	-	-	-	-	-	-	-	-	-	-	-	-	-	-	-	71	.0	-	
Light Gray:																											
All grades	-	-	-	8	39	139	207	12	-	-	-	-	-	-	-	-	-	-	-	-	-	-	-	405	.2	-	
Gray:																											
All grades	-	-	10	32	32	42	61	-	-	-	-	-	-	-	-	-	-	-	-	-	-	-	-	177	.0	-	
Below Grade:																											
All grades	-	-	20	-	19	16	-	20	-	-	-	-	-	-	-	-	-	-	-	-	-	-	-	75	.0	-	
All grades	67	56	1,378	5,485	33,252	195,715	110,064	3,006	118	21	-	-	-	-	-	-	-	-	-	-	-	-	349,162	100.0	-		
Percent	Percent	Percent	Percent	Percent	Percent	Percent	Percent	Percent	Percent	Percent	Percent	Percent	Percent	Percent	Percent	Percent	Percent	Percent	Percent	Percent	Percent	Percent	Percent	Percent	Percent	Percent	Percent
	.4	.4	.4	1.6	9.5	56.1	31.5	.9	.9	.9	.9	.9	.9	.9	.9	.9	.9	.9	.9	.9	.9	.9	.9	.9	.9	.9	.9

Percentage rough preparation..... 1.6
 Grade index..... 96.9
 Average staple..... 33.2

As reported by the Bureau of the Census, running bales.
 Less than 0.05 percent.

Table 16. -- Grade and staple of upland cotton ginned in Illinois, 1958-59

Grade	13/16 inch and shorter	7/8 inch	29/32 inch	15/16 inch	31/32 inch	1 inch	1-1/32 inches	1-1/16 inches	1-3/32 inches	1-1/8 inches	1-5/32 inches	1-3/16 inches	1-7/32 inches	1-1/4 inches and longer	All staples	
	Bales	Bales	Bales	Bales	Bales	Bales	Bales	Bales	Bales	Bales	Bales	Bales	Bales	Bales	Bales	Percent
White:																
G.M.	-	-	-	-	-	-	-	-	-	-	-	-	-	-	-	-
S.M.	-	-	-	-	-	-	-	-	-	-	-	-	-	-	-	-
M.+	-	-	-	-	-	-	4	116	22	4	-	-	-	-	146	21.9
M.	-	-	-	-	-	-	3	4	-	-	-	-	-	-	7	1.0
S.L.M.+	-	-	-	-	-	-	13	220	85	4	-	-	-	-	322	48.5
S.L.M.	-	-	-	-	-	-	-	3	-	-	-	-	-	-	3	.4
L.M.+	-	-	-	-	-	-	-	4	-	-	-	-	-	-	4	.6
L.M.	-	-	-	-	-	-	-	-	-	-	-	-	-	-	-	-
S.G.O.+	-	-	-	-	-	-	28	-	-	-	-	-	-	-	32	4.8
S.G.O.	-	-	-	-	-	-	-	-	-	-	-	-	-	-	-	-
G.O.+	-	-	-	-	-	-	-	-	-	-	-	-	-	-	-	-
G.O.	-	-	-	-	-	-	-	-	-	-	-	-	-	-	-	-
Total	-	-	-	-	-	4	48	347	107	8	-	-	-	-	514	77.2
Light Spotted:																
G.M.	-	-	-	-	-	-	-	-	-	-	-	-	-	-	-	-
S.M.	-	-	-	-	-	-	-	-	-	-	-	-	-	-	-	-
M.	-	-	-	-	-	3	25	6	-	-	-	-	-	-	34	5.1
S.L.M.	-	-	-	-	-	-	13	17	3	-	-	-	-	-	33	4.9
L.M.	-	-	-	-	-	-	-	-	-	-	-	-	-	-	-	-
Total	-	-	-	-	-	3	38	23	3	-	-	-	-	-	67	10.0
Spotted:																
G.M.	-	-	-	-	-	-	-	-	-	-	-	-	-	-	-	-
S.M.	-	-	-	-	-	-	-	-	-	-	-	-	-	-	-	-
M.	-	-	-	-	-	13	9	10	1	-	-	-	-	-	33	4.9
S.L.M.	-	-	-	-	-	3	8	-	-	-	-	-	-	-	11	1.6
L.M.	-	-	-	-	-	22	20	-	-	-	-	-	-	-	42	6.3
Total	-	-	-	-	-	38	37	10	1	-	-	-	-	-	86	12.8
All grades																
Percent	Percent	Percent	Percent	Percent	Percent	Percent	Percent	Percent	Percent	Percent	Percent	Percent	Percent	Percent	Percent	Percent
6.7	18.4	45	123	380	111	8	-	-	-	-	-	-	-	-	1/ 667	100.0
All grades																
Percent	Percent	Percent	Percent	Percent	Percent	Percent	Percent	Percent	Percent	Percent	Percent	Percent	Percent	Percent	Percent	Percent
6.1	16.6	57.1	10.6	1.2	-	-	-	-	-	-	-	-	-	-	1/ 100.0	100.0

1/ As reported by the Bureau of the Census, running bales.
 * Less than 0.05 percent.

Percentage rough preparation..... 6.1
 Grade index..... 92.9
 Average staple..... 33.9

Table 17. -- Grade and staple of upland cotton ginned in Kentucky, 1958-59

Grade	13/16 inch and shorter		7/8 inch		29/32 inch		15/16 inch		31/32 inch		1 inch		1-1/32 inches		1-1/8 inches		1-5/32 inches		1-3/16 inches		1-7/32 inches		1-1/4 inches and longer		All staples			
	Bales	Percent	Bales	Percent	Bales	Percent	Bales	Percent	Bales	Percent	Bales	Percent	Bales	Percent	Bales	Percent	Bales	Percent	Bales	Percent	Bales	Percent	Bales	Percent	Bales	Percent		
White:																												
G.M.	-	-	-	-	-	-	-	-	-	-	-	-	-	-	-	-	-	-	-	-	-	-	-	-	-	-	-	
S.M.	-	-	-	-	-	-	-	-	-	-	-	-	-	-	-	-	-	-	-	-	-	-	-	-	-	-	-	
M.	-	-	-	-	-	-	-	-	-	-	-	-	-	-	-	-	-	-	-	-	-	-	-	-	-	-	-	
S.L.M.	-	-	-	-	-	-	-	-	-	-	-	-	-	-	-	-	-	-	-	-	-	-	-	-	-	-	-	
S.L.M.	-	-	-	-	-	-	-	-	-	-	-	-	-	-	-	-	-	-	-	-	-	-	-	-	-	-	-	
L.M.	-	-	-	-	-	-	-	-	-	-	-	-	-	-	-	-	-	-	-	-	-	-	-	-	-	-	-	
L.M.	-	-	-	-	-	-	-	-	-	-	-	-	-	-	-	-	-	-	-	-	-	-	-	-	-	-	-	
S.G.O.	-	-	-	-	-	-	-	-	-	-	-	-	-	-	-	-	-	-	-	-	-	-	-	-	-	-	-	
S.G.O.	-	-	-	-	-	-	-	-	-	-	-	-	-	-	-	-	-	-	-	-	-	-	-	-	-	-	-	
G.O.	-	-	-	-	-	-	-	-	-	-	-	-	-	-	-	-	-	-	-	-	-	-	-	-	-	-	-	
G.O.	-	-	-	-	-	-	-	-	-	-	-	-	-	-	-	-	-	-	-	-	-	-	-	-	-	-	-	
Total	-	-	-	-	-	-	-	-	-	-	-	-	-	-	-	-	-	-	-	-	-	-	-	-	-	-	-	
Light Spotted:																												
G.M.	-	-	-	-	-	-	-	-	-	-	-	-	-	-	-	-	-	-	-	-	-	-	-	-	-	-	-	
S.M.	-	-	-	-	-	-	-	-	-	-	-	-	-	-	-	-	-	-	-	-	-	-	-	-	-	-	-	
M.	-	-	-	-	-	-	-	-	-	-	-	-	-	-	-	-	-	-	-	-	-	-	-	-	-	-	-	
S.L.M.	-	-	-	-	-	-	-	-	-	-	-	-	-	-	-	-	-	-	-	-	-	-	-	-	-	-	-	
L.M.	-	-	-	-	-	-	-	-	-	-	-	-	-	-	-	-	-	-	-	-	-	-	-	-	-	-	-	
Total	-	-	-	-	-	-	-	-	-	-	-	-	-	-	-	-	-	-	-	-	-	-	-	-	-	-	-	-
Spotted:																												
G.M.	-	-	-	-	-	-	-	-	-	-	-	-	-	-	-	-	-	-	-	-	-	-	-	-	-	-	-	
S.M.	-	-	-	-	-	-	-	-	-	-	-	-	-	-	-	-	-	-	-	-	-	-	-	-	-	-	-	
M.	-	-	-	-	-	-	-	-	-	-	-	-	-	-	-	-	-	-	-	-	-	-	-	-	-	-	-	
S.L.M.	-	-	-	-	-	-	-	-	-	-	-	-	-	-	-	-	-	-	-	-	-	-	-	-	-	-	-	
L.M.	-	-	-	-	-	-	-	-	-	-	-	-	-	-	-	-	-	-	-	-	-	-	-	-	-	-	-	
Total	-	-	-	-	-	-	-	-	-	-	-	-	-	-	-	-	-	-	-	-	-	-	-	-	-	-	-	-
Tinged:																												
All grades	-	-	-	-	-	-	-	-	-	-	-	-	-	-	-	-	-	-	-	-	-	-	-	-	-	-	-	-
Gray:																												
All grades	-	-	-	-	-	-	-	-	-	-	-	-	-	-	-	-	-	-	-	-	-	-	-	-	-	-	-	-
Below Grade:																												
All grades	-	-	-	-	-	-	-	-	-	-	-	-	-	-	-	-	-	-	-	-	-	-	-	-	-	-	-	-
All Grades	Percent	Percent	Percent	Percent	Percent	Percent	Percent	Percent	Percent	Percent	Percent	Percent	Percent	Percent	Percent	Percent	Percent	Percent	Percent	Percent	Percent	Percent	Percent	Percent	Percent	Percent	Percent	Percent
	9	1.1	40	126	124	308	396	2,137	393	23	23	393	11.0	.6	11.1	59.7	11.0	.6	11.1	59.7	11.0	.6	11.1	59.7	11.0	.6	11.0	
	100.0	100.0	100.0	100.0	100.0	100.0	100.0	100.0	100.0	100.0	100.0	100.0	100.0	100.0	100.0	100.0	100.0	100.0	100.0	100.0	100.0	100.0	100.0	100.0	100.0	100.0	100.0	

1/ As reported by the Bureau of the Census, running bales.
 * Less than 0.05 percent.
 Percentage rough preparation..... 0.1
 Grade index..... 96.0
 Average staple..... 33.5

Table 18. -- Grade and staple of upland cotton ginned in Louisiana, 1958-59

Grade	13/16 inch and shorter		7/8 inch		29/32 inch		15/16 inch		31/32 inch		1 inch		1-1/32 inches		1-1/16 inches		1-3/32 inches		1-1/8 inches		1-5/32 inches		1-3/16 inches		1-7/32 inches		1-1/4 inches and longer		All staples						
	Bales	Percent	Bales	Percent	Bales	Percent	Bales	Percent	Bales	Percent	Bales	Percent	Bales	Percent	Bales	Percent	Bales	Percent	Bales	Percent	Bales	Percent	Bales	Percent	Bales	Percent	Bales	Percent	Bales	Percent					
White:																																			
G.M.	-	-	-	-	-	-	-	-	-	-	-	-	-	-	-	-	-	-	-	-	-	-	-	-	-	-	-	-	-	-	65	-			
S.M.	-	-	-	-	-	-	-	-	-	-	-	-	-	-	-	-	-	-	-	-	-	-	-	-	-	-	-	-	-	-	-	14,367	4.9		
M.	-	-	-	-	-	-	-	-	-	-	-	-	-	-	-	-	-	-	-	-	-	-	-	-	-	-	-	-	-	-	-	462	.2		
S.L.M.+	-	-	10	10	-	-	-	-	-	-	-	-	-	-	-	-	-	-	-	-	-	-	-	-	-	-	-	-	-	-	-	79,979	27.3		
S.L.M.	-	-	-	-	-	-	-	-	-	-	-	-	-	-	-	-	-	-	-	-	-	-	-	-	-	-	-	-	-	-	-	2,662	.9		
S.L.N.	-	-	-	-	-	-	-	-	-	-	-	-	-	-	-	-	-	-	-	-	-	-	-	-	-	-	-	-	-	-	-	87,147	29.8		
L.M.+	-	-	-	-	-	-	-	-	-	-	-	-	-	-	-	-	-	-	-	-	-	-	-	-	-	-	-	-	-	-	-	3,857	1.3		
L.M.	-	-	19	19	-	-	-	-	-	-	-	-	-	-	-	-	-	-	-	-	-	-	-	-	-	-	-	-	-	-	-	30,921	13.3		
S.G.O.+	-	-	-	-	-	-	-	-	-	-	-	-	-	-	-	-	-	-	-	-	-	-	-	-	-	-	-	-	-	-	-	110	.4		
S.G.O.	-	-	-	-	-	-	-	-	-	-	-	-	-	-	-	-	-	-	-	-	-	-	-	-	-	-	-	-	-	-	-	3,533	1.2		
G.O.+	-	-	-	-	-	-	-	-	-	-	-	-	-	-	-	-	-	-	-	-	-	-	-	-	-	-	-	-	-	-	-	-	-		
G.O.	-	-	17	17	-	-	-	-	-	-	-	-	-	-	-	-	-	-	-	-	-	-	-	-	-	-	-	-	-	-	-	566	.2		
Total	-	-	36	10	232	152	6,905	80,014	130,761	13,021	512	8	-	-	-	-	-	-	-	-	-	-	-	-	-	-	-	-	-	-	-	231,671	79.1		
Light Spotted:																																			
G.M.	-	-	-	-	-	-	-	-	-	-	-	-	-	-	-	-	-	-	-	-	-	-	-	-	-	-	-	-	-	-	-	-	25	.0	
S.M.	-	-	-	-	-	-	-	-	-	-	-	-	-	-	-	-	-	-	-	-	-	-	-	-	-	-	-	-	-	-	-	-	1,863	.6	
M.	-	-	-	-	-	-	-	-	-	-	-	-	-	-	-	-	-	-	-	-	-	-	-	-	-	-	-	-	-	-	-	-	15,971	5.5	
S.L.M.	-	-	10	10	-	-	-	-	-	-	-	-	-	-	-	-	-	-	-	-	-	-	-	-	-	-	-	-	-	-	-	-	17,871	6.1	
S.L.N.	-	-	-	-	-	-	-	-	-	-	-	-	-	-	-	-	-	-	-	-	-	-	-	-	-	-	-	-	-	-	-	-	11,126	3.8	
L.M.	-	-	38	30	1,089	700	4,496	8,159	52	-	-	-	-	-	-	-	-	-	-	-	-	-	-	-	-	-	-	-	-	-	-	-	46,856	16.0	
Total	-	-	38	51	1,316	1,015	9,695	26,530	52	-	-	-	-	-	-	-	-	-	-	-	-	-	-	-	-	-	-	-	-	-	-	-	-		
Spotted:																																			
All grades	-	-	19	25	354	233	1,642	1,789	190	-	-	-	-	-	-	-	-	-	-	-	-	-	-	-	-	-	-	-	-	-	-	-	-	4,252	1.5
Tinged:																																			
All grades	-	-	-	-	16	9	-	33	-	-	-	-	-	-	-	-	-	-	-	-	-	-	-	-	-	-	-	-	-	-	-	-	-	58	.0
Light Gray:																																			
All grades	-	-	-	-	8	22	577	2,912	931	-	-	-	-	-	-	-	-	-	-	-	-	-	-	-	-	-	-	-	-	-	-	-	-	4,450	1.5
Gray:																																			
All grades	-	-	-	-	118	111	1,292	1,210	103	-	-	-	-	-	-	-	-	-	-	-	-	-	-	-	-	-	-	-	-	-	-	-	-	2,834	1.0
Below Grade:																																			
All grades	-	-	248	26	973	81	1,026	358	36	-	-	-	-	-	-	-	-	-	-	-	-	-	-	-	-	-	-	-	-	-	-	-	-	2,748	.9
All grades	-	-	341	112	3,017	1,623	21,137	112,946	140,180	13,073	512	8	-	-	-	-	-	-	-	-	-	-	-	-	-	-	-	-	-	-	-	-	292,869	100.0	
All grades	-	-	.1	.1	1.0	.6	7.2	38.5	47.9	4.5	.2	.0	.0	.0	.0	.0	.0	.0	.0	.0	.0	.0	.0	.0	.0	.0	.0	.0	.0	.0	.0	.0	100.0		
																												Percentage rough preparation.....				0.1			
																												Grade index.....				93.4			
																												Average staple.....				33.5			

1/ As reported by the Bureau of the Census, running bales.
 * Less than 0.05 percent.

Table 19. -- Grade and staple of upland cotton ginned in Mississippi, 1958-59

Grade	13/16 inch and shorter		7/8 inch		29/32 inch		15/16 inch		31/32 inch		1 inch		1-1/32 inches		1-1/16 inches		1-3/32 inches		1-1/8 inches		1-5/32 inches		1-3/16 inches		1-7/32 inches		1-1/4 inches and longer		All staples								
	Bales	Percent	Bales	Percent	Bales	Percent	Bales	Percent	Bales	Percent	Bales	Percent	Bales	Percent	Bales	Percent	Bales	Percent	Bales	Percent	Bales	Percent	Bales	Percent	Bales	Percent	Bales	Percent	Bales	Percent							
White:																																					
G.M.	-	-	-	-	-	-	-	-	-	-	-	-	-	-	-	-	-	-	-	-	-	-	-	-	-	-	-	-	-	-	-	-					
S.M.	-	-	-	-	-	-	-	-	-	-	-	-	-	-	-	-	-	-	-	-	-	-	-	-	-	-	-	-	-	-	-	-					
M.	-	-	-	-	-	-	-	-	-	-	-	-	-	-	-	-	-	-	-	-	-	-	-	-	-	-	-	-	-	-	-	-	-				
S.L.M.	-	-	-	-	-	-	-	-	-	-	-	-	-	-	-	-	-	-	-	-	-	-	-	-	-	-	-	-	-	-	-	-	-	-			
L.M.	-	-	-	-	-	-	-	-	-	-	-	-	-	-	-	-	-	-	-	-	-	-	-	-	-	-	-	-	-	-	-	-	-	-			
S.G.O.	-	-	-	-	-	-	-	-	-	-	-	-	-	-	-	-	-	-	-	-	-	-	-	-	-	-	-	-	-	-	-	-	-	-	-		
G.O.	-	-	-	-	-	-	-	-	-	-	-	-	-	-	-	-	-	-	-	-	-	-	-	-	-	-	-	-	-	-	-	-	-	-	-		
Total	213		87		2,732		1,405		21,678		154,331		507,667		133,793		20,112		1,221		108		22		46		843,415		88.2								
Light Spotted:																																					
G.M.	-	-	-	-	-	-	-	-	-	-	-	-	-	-	-	-	-	-	-	-	-	-	-	-	-	-	-	-	-	-	-	-	-	-	-	-	
S.M.	-	-	-	-	-	-	-	-	-	-	-	-	-	-	-	-	-	-	-	-	-	-	-	-	-	-	-	-	-	-	-	-	-	-	-	-	
M.	-	-	-	-	-	-	-	-	-	-	-	-	-	-	-	-	-	-	-	-	-	-	-	-	-	-	-	-	-	-	-	-	-	-	-	-	
S.L.M.	-	-	-	-	-	-	-	-	-	-	-	-	-	-	-	-	-	-	-	-	-	-	-	-	-	-	-	-	-	-	-	-	-	-	-	-	-
L.M.	-	-	-	-	-	-	-	-	-	-	-	-	-	-	-	-	-	-	-	-	-	-	-	-	-	-	-	-	-	-	-	-	-	-	-	-	-
Total	99		67		1,129		1,607		11,435		34,961		34,318		2,941		122		22		108		22		46		86,701		9.0								
Spotted:																																					
All grades	57		33		558		345		2,109		2,574		2,975		345		9		-		-		-		-		9,005		.9								
Tinged:																																					
All grades	13		-		23		31		40		87		62		-		-		-		-		-		-		256		*								
Light Gray:																																					
All grades	23		-		186		676		2,236		3,213		2,382		556		10		-		-		-		-		9,282		1.0								
Gray:																																					
All grades	13		11		222		443		1,753		2,106		672		94		-		-		-		-		-		5,314		.6								
Below Grade:																																					
All grades	114		9		182		119		467		95		59		11		-		-		-		-		-		1,056		.1								
All grades	532		207		5,032		4,626		39,718		197,367		548,135		137,740		20,253		1,243		108		22		46		985,029		100.0								
All grades	.1		.1		.5		.5		4.2		20.7		57.4		14.4		2.1		.1		*		*		*		100.0		*								

Percentage rough preparation..... 0.4
 Grade index..... 95.4
 Average staple..... 33.9

1/ As reported by the Bureau of the Census, running bales.
 * Less than 0.05 percent.

Table 20. -- Grade and staple of upland cotton ginned in Missouri, 1938-59

Grade	13/16 inch and shorter	7/8 inch	29/32 inch	15/16 inch	31/32 inch	1 inch	1-1/32 inches	1-1/16 inches	1-3/32 inches	1-1/8 inches	1-5/32 inches	1-3/16 inches	1-7/32 inches	1-1/4 inches and longer	All staples
	Bales	Bales	Bales	Bales	Bales	Bales	Bales	Bales	Bales	Bales	Bales	Bales	Bales	Bales	Bales
White:															
G.M.	-	-	-	-	-	-	-	-	-	-	-	-	-	-	-
S.M.	-	-	-	10	10	52	1,598	9,890	1,766	51	-	-	-	-	13,279
M.+	-	-	-	-	-	-	63	736	195	30	-	-	-	-	1,084
M.	-	-	10	112	113	443	12,615	101,642	19,989	823	41	11	-	-	135,799
S.L.M.+	-	-	-	-	-	39	537	5,621	1,280	79	-	-	-	-	7,556
S.L.M.	-	-	-	-	71	745	11,134	44,623	7,649	470	-	-	-	-	64,692
S.L.N.+	-	-	-	-	-	128	1,160	4,025	303	-	-	-	-	-	5,647
L.M.+	-	-	10	318	1,862	5,867	6,770	7,218	432	19	-	-	-	-	22,516
L.M.	-	-	-	-	40	120	178	408	20	-	-	-	-	-	766
S.G.O.+	-	-	-	318	1,885	4,751	771	410	10	9	-	-	-	-	8,154
S.G.O.	-	-	-	-	-	25	28	-	-	-	-	-	-	-	63
O.O.+	-	-	13	138	273	161	82	21	-	-	-	-	-	-	688
O.O.	-	-	-	-	-	-	-	-	-	-	-	-	-	-	-
Total	-	-	33	896	4,305	12,331	34,896	174,534	31,656	1,472	50	11	-	-	260,184
Light Spotted:															
G.M.	-	-	-	-	-	-	-	11	-	-	-	-	-	-	11
S.M.	-	-	-	-	-	41	373	869	29	-	-	-	-	-	1,312
M.	-	-	-	10	50	150	903	2,203	220	10	-	-	-	-	3,546
S.L.N.	-	-	-	100	521	1,082	946	538	50	-	-	-	-	-	3,237
L.M.	-	25	10	868	2,959	3,931	1,189	142	-	-	-	-	-	-	9,124
Total	-	25	10	978	3,530	5,204	3,411	3,763	299	10	-	-	-	-	17,230
Spotted:															
All grades	-	-	33	270	575	881	476	255	20	-	-	-	-	-	2,510
Tinged:															
All grades	-	13	10	-	20	10	-	-	-	-	-	-	-	-	53
Light Gray:															
All grades	-	-	-	30	325	803	163	419	50	-	-	-	-	-	1,790
Gray:															
All grades	-	-	-	10	268	283	60	20	-	-	-	-	-	-	641
Below Grade															
	-	136	126	1,555	696	501	43	11	-	-	-	-	-	-	3,068
All grades															
	-	174	212	3,739	9,719	20,013	39,049	179,002	32,025	1,482	50	11	-	1/285,476	100.0
All Grades															
Percent	.1	.1	.1	1.3	3.4	7.0	13.7	62.7	11.2	.5	.5	.5	.5	100.0	
1/ As reported by the Bureau of the Census, running bales. 2/ Less than 0.05 percent. Percentage rough preparation..... 0.3 Grade index..... 95.0 Average staple..... 33.7															

Table 21. -- Grade and staple of upland cotton ginned in New Mexico, 1958-59

Grade	13/16 inch and shorter	7/8 inch	29/32 inch	15/16 inch	31/32 inch	1 inch	1-1/32 inches		1-1/16 inches		1-3/32 inches		1-7/32 inches		1-1/4 inches and longer		All staples		
							Bales	Percent	Bales	Percent	Bales	Percent	Bales	Percent	Bales	Percent	Bales	Percent	Bales
White:																			
G.M.	-	22	10	205	143	171	166	32	427	278	58	10	10	757	0.3				
S.M.	-	11	-	11	-	171	1.66	1,238	17,166	9,922	21	10	10	32,779	12.0				
M++	-	89	52	745	796	1,053	1,957	18,097	54,282	19,120	83	44	206	2,079	1.0				
S.L.M.+	-	53	22	84	203	316	780	3,288	7,215	8,968	26	22	10	105,346	38.6				
S.L.M.	47	248	312	2,512	3,156	2,633	3,394	10,296	16,301	23,595	44	44	438	23,367	8.6				
L.M.+	-	42	61	367	726	774	774	1,337	1,562	269	37	-	29	67,757	24.9				
L.M.	15	181	131	981	858	1,444	1,238	1,520	1,054	104	21	7	33	6,989	2.6				
S.G.O.+	-	19	11	62	50	147	48	50	28	-	-	-	-	428	.2				
S.G.O.	24	69	17	407	128	646	216	132	25	-	-	-	-	1,692	.6				
G.O.+	-	76	-	5	4	-	-	-	-	-	-	-	-	9	.3				
G.O.	-	-	-	193	24	179	7	-	-	-	-	-	-	493	.2				
Total	171	719	616	5,572	6,013	7,335	8,580	26,124	49,070	107,825	267	127	736	251,335	92.3				
Light*Spotted:																			
G.M.	67	91	5	241	214	345	183	13	90	-	-	-	-	103	.5				
S.M.	107	569	210	1,671	1,127	611	423	813	688	339	5	-	-	4,146	1.5				
M.	147	470	298	1,238	625	687	370	529	122	44	-	-	-	6,569	2.4				
S.L.M.	90	297	68	578	180	333	74	31	40	-	-	-	-	4,530	1.7				
L.M.	-	-	-	-	-	-	-	-	-	-	-	-	-	1,691	.6				
Total	411	1,427	581	3,728	2,146	1,976	1,050	1,675	2,036	1,949	54	-	6	17,039	6.2				
Spotted:																			
All grades	201	258	107	364	66	400	99	158	88	21	-	-	-	1,762	.7				
Tinged:																			
All grades	10	30	12	24	9	-	-	5	10	10	-	-	-	110	.4				
Light Gray:																			
All grades	49	127	41	171	83	199	127	178	350	386	35	-	-	1,746	.6				
Gray:																			
All grades	-	5	-	5	4	4	-	-	-	-	-	-	-	18	.1				
Below Grade:																			
All grades	139	137	19	130	-	77	-	-	-	-	-	-	-	502	.2				
All grades	981	2,703	1,376	9,994	8,321	9,991	9,856	28,140	51,954	110,191	38,269	267	127	742	272,512	100.0			
Percent	.3	1.0	.5	3.7	3.1	3.7	3.6	10.3	18.9	40.5	14.0	.1	.3	100.0					

Percentage rough preparation..... 0.3
 Grade index..... 97.2
 Average staple..... 35.0

* As reported by the Bureau of the Census, running bales.
 † Less than 0.05 percent.

Table 22. --- Grade and staple of upland cotton ginned in North Carolina, 1958-59

Grade	13/16 inch and shorter		7/8 inch		29/32 inch		15/16 inch		31/32 inch		1 inch		1-1/32 inches		1-1/16 inches		1-3/32 inches		1-1/8 inches		1-5/32 inches		1-3/16 inches		1-7/32 inches		1-1/4 inches and longer		All staples		
	Bales	Percent	Bales	Percent	Bales	Percent	Bales	Percent	Bales	Percent	Bales	Percent	Bales	Percent	Bales	Percent	Bales	Percent	Bales	Percent	Bales	Percent	Bales	Percent	Bales	Percent	Bales	Percent	Bales	Percent	
White:																															
G.M.	928	4.8	10	0.5	48	2.4	21	1.0	3,853	19.2	928	4.5	1,075	5.1	15	0.1	-	-	-	-	-	-	-	-	-	-	-	-	5,929	2.3	
S.M.	21	0.1	-	-	46	0.2	507	2.4	507	2.4	21	0.1	46	0.2	-	-	-	-	-	-	-	-	-	-	-	-	-	574	0.2		
M.+	5,586	27.4	40	0.2	87	0.4	82,015	388.0	82,015	388.0	5,586	26.4	48,436	225.0	1,183	5.4	1,183	5.4	21	0.1	21	0.1	-	-	-	-	-	137,368	52.7		
M.	143	0.7	21	0.1	21	0.1	2,626	12.1	2,626	12.1	143	0.6	1,998	9.1	185	0.8	-	-	-	-	-	-	-	-	-	-	-	4,973	1.9		
S.L.M.+	5,162	24.7	28	0.1	242	1.1	54,982	253.0	54,982	253.0	5,162	23.9	31,224	143.0	1,699	7.7	-	-	-	-	-	-	-	-	-	-	-	93,345	35.8		
S.L.M.	23	0.1	-	-	23	0.1	417	1.9	417	1.9	23	0.1	231	1.0	-	-	-	-	-	-	-	-	-	-	-	-	-	671	0.3		
L.M.+	1,089	5.1	53	0.2	53	0.2	7,537	34.6	7,537	34.6	1,089	4.9	3,925	17.9	156	0.7	-	-	-	-	-	-	-	-	-	-	-	12,760	4.9		
L.M.	33	0.1	-	-	33	0.1	69	0.3	69	0.3	33	0.1	37	0.1	-	-	-	-	-	-	-	-	-	-	-	-	-	33	0.1		
S.G.O.+	24	0.1	-	-	43	0.2	-	-	-	-	24	0.1	-	-	-	-	-	-	-	-	-	-	-	-	-	-	-	173	0.1		
S.G.O.	-	-	-	-	-	-	-	-	-	-	-	-	-	-	-	-	-	-	-	-	-	-	-	-	-	-	-	-	-		
G.O.+	-	-	-	-	-	-	-	-	-	-	-	-	-	-	-	-	-	-	-	-	-	-	-	-	-	-	-	-	-		
G.O.	-	-	-	-	-	-	-	-	-	-	-	-	-	-	-	-	-	-	-	-	-	-	-	-	-	-	-	-	-		
Total	78	0.4	78	0.4	494	2.3	13,009	59.8	152,012	701.0	86,972	399.0	3,254	14.9	21	0.1	8	0.0	21	0.1	8	0.0	21	0.1	8	0.0	21	0.1	255,848	98.2	
Light Spotted:																															
All grades	9	0.0	9	0.0	115	0.5	369	1.7	740	3.4	405	1.8	21	0.1	-	-	-	-	-	-	-	-	-	-	-	-	-	-	1,659	0.6	
Spotted:																															
All grades	9	0.0	9	0.0	78	0.4	105	0.5	3	0.0	-	-	-	-	-	-	-	-	-	-	-	-	-	-	-	-	-	195	0.1		
Light Gray:																															
All grades	77	0.4	77	0.4	242	1.1	465	2.1	2,112	9.6	485	2.2	-	-	-	-	-	-	-	-	-	-	-	-	-	-	-	2,916	1.1		
Gray:																															
All grades	79	0.4	79	0.4	-	-	27	0.1	-	-	-	-	-	-	-	-	-	-	-	-	-	-	-	-	-	-	-	106	0.0		
All grades	164	0.7	164	0.7	618	2.8	155,048	707.0	87,892	398.0	3,275	14.9	8	0.0	21	0.1	8	0.0	21	0.1	8	0.0	21	0.1	8	0.0	21	0.1	260,724	100.0	
All grades	.1	0.0	.1	0.0	.2	0.0	5.3	0.0	59.4	0.2	33.7	0.1	1.3	0.0	-	-	-	-	-	-	-	-	-	-	-	-	-	100.0			

As reported by the Bureau of the Census, running bales.
 * Less than 0.05 percent.
 † Percentage rough preparation..... 0.3
 ‡ Grade index..... 97.0
 § Average staple..... 33.3

Table 24. --- Grade and staple of upland cotton ginned in South Carolina, 1958-59

Grade	13/16 inch and shorter		7/8 inch		29/32 inch		15/16 inch		31/32 inch		1 inch		1-1/32 inches		1-1/16 inches		1-3/32 inches		1-1/8 inches		1-5/32 inches		1-3/16 inches		1-7/32 inches		1-1/4 inches and longer		All staples		
	Bales	Percent	Bales	Percent	Bales	Percent	Bales	Percent	Bales	Percent	Bales	Percent	Bales	Percent	Bales	Percent	Bales	Percent	Bales	Percent	Bales	Percent	Bales	Percent	Bales	Percent	Bales	Percent	Bales	Percent	
White:																															
G.M.	-		-		-		-		-		-		-		-		-		-		-		-		-		-		-		
S.M.	-		-		-		-		-		-		-		-		-		-		-		-		-		-		-		
M.	-		-		-		-		-		-		-		-		-		-		-		-		-		-		-		
S.L.M.+	-		-		-		-		-		-		-		-		-		-		-		-		-		-		-		
S.L.M.	-		-		-		-		-		-		-		-		-		-		-		-		-		-		-		
L.M.+	-		-		-		-		-		-		-		-		-		-		-		-		-		-		-		
L.M.	-		-		-		-		-		-		-		-		-		-		-		-		-		-		-		
S.G.O.+	-		-		-		-		-		-		-		-		-		-		-		-		-		-		-		
S.G.O.	-		-		-		-		-		-		-		-		-		-		-		-		-		-		-		
O.O.+	-		-		-		-		-		-		-		-		-		-		-		-		-		-		-		
O.O.	-		-		-		-		-		-		-		-		-		-		-		-		-		-		-		
Total	-		-		-		-		-		-		-		-		-		-		-		-		-		-		-		
-	13	58	130	357	19,300	178,176	85,839	5,948	618	52	17	22	290,530	96.3																	
Light Spotted:																															
All Grades . . .	-		-		-		-		-		-		-		-		-		-		-		-		-		-		-		
-	59	65	1,097	5,407	2,100	91	-	-	-	-	-	-	-	-	-	-	-	-	-	-	-	-	-	-	-	-	-	-	-	-	
Spotted:																															
All Grades . . .	-		-		-		-		-		-		-		-		-		-		-		-		-		-		-		
-	45	-	-	-	25	91	87	-	-	-	-	-	-	-	-	-	-	-	-	-	-	-	-	-	-	-	-	-	-	-	
Light Gray:																															
All Grades . . .	-		-		-		-		-		-		-		-		-		-		-		-		-		-		-		
-	11	210	1,126	199	-	-	-	-	-	-	-	-	-	-	-	-	-	-	-	-	-	-	-	-	-	-	-	-	-	-	
Gray:																															
All Grades . . .	-		-		-		-		-		-		-		-		-		-		-		-		-		-		-		
-	13	13	16	5	128	339	63	12	-	-	-	-	-	-	-	-	-	-	-	-	-	-	-	-	-	-	-	-	-	-	
Below Grade:																															
All Grades . . .	-		-		-		-		-		-		-		-		-		-		-		-		-		-		-		
-	13	26	58	260	449	20,760	185,144	68,286	6,051	618	52	17	22	301,745	100.0																
All grades	Percent	Percent	Percent	Percent	Percent	Percent	Percent	Percent	Percent	Percent	Percent	Percent	Percent	Percent	Percent	Percent	Percent	Percent	Percent	Percent	Percent	Percent	Percent	Percent	Percent	Percent	Percent	Percent	Percent	Percent	Percent
-	.1	.1	.1	.1	6.9	61.4	29.3	2.0	.2																						
All grades	Percent	Percent	Percent	Percent	Percent	Percent	Percent	Percent	Percent	Percent	Percent	Percent	Percent	Percent	Percent	Percent	Percent	Percent	Percent	Percent	Percent	Percent	Percent	Percent	Percent	Percent	Percent	Percent	Percent	Percent	Percent
-	.1	.1	.1	.1	6.9	61.4	29.3	2.0	.2																						

1/ As reported by the Bureau of the Census, running bales.
 Percentage rough preparation..... 0.8
 Grade index..... 97.1
 Average staple..... 33.3

Table 26. -- Grade and staple of upland cotton ginned in Texas, 1958-59

Grade	13/16 inch and shorter		7/8 inch		29/32 inch		15/16 inch		31/32 inch		1 inch		1-1/32 inches		1-1/16 inches		1-1/8 inches		1-5/32 inches		1-3/16 inches		1-7/32 inches		1-1/4 inches and longer		All staples					
	Bales	Percent	Bales	Percent	Bales	Percent	Bales	Percent	Bales	Percent	Bales	Percent	Bales	Percent	Bales	Percent	Bales	Percent	Bales	Percent	Bales	Percent	Bales	Percent	Bales	Percent	Bales	Percent				
White:																																
S.G.M.			
S.M.			
S.M.			
M.			
S.L.M.			
S.L.M.			
L.M.			
L.M.			
S.G.O.			
S.G.O.			
O.O.			
O.O.			
Total	1,873	37,240	188,183	726,183	881,129	573,963	370,831	165,830	72,823	159,698	108,330	3,547	563	366	3,290,365	78.2																
Light Spotted:																																
G.M.			
S.M.			
M.			
S.L.M.			
L.M.			
Total	3,918	43,208	138,441	313,806	216,304	75,216	24,872	6,794	2,586	2,446	359				828,110	19.6																
Spotted:																																
All grades	2,092	11,046	14,998	20,987	7,282	2,599	717	303	83	31	6				60,944	1.4																
Tinged:																																
All grades	2,189	5,135	2,295	1,446	314	169	13	8							11,568	.2																
Yellow Stained:																																
All grades	147	178	75	49											449	.*																
Light Gray:																																
All grades	6	176	758	1,490	1,919	1,456	1,027	297	493	1,398	1,523	14			10,357	.2																
Gray:																																
All grades	9	150	257	682	515	510	406	32	14	32	37				2,644	.*																
Below Grade	253	1,177	1,266	1,375	399	194	105								4,769	.1																
All grades	10,486	99,196	346,273	1,046,018	1,107,942	654,107	397,971	173,264	75,999	163,605	110,295	3,561	563	366	4,209,666	100.0																
Percent	Percent	Percent	Percent	Percent	Percent	Percent	Percent	Percent	Percent	Percent	Percent	Percent	Percent	Percent	Percent	Percent	Percent	Percent	Percent	Percent	Percent	Percent	Percent	Percent	Percent	Percent	Percent	Percent	Percent	Percent	Percent	
.2	2.4	8.2	25.3	26.3	15.5	9.5	4.1	1.8	3.9	2.6	.1				100.0																	

Percentage rough preparation..... 0.1
 Grade index..... 95.9
 Average staple..... 31.4

1/ As reported by the Bureau of the Census, running bales.
 * Less than 0.05 percent.

Table 27. -- Grade and staple of upland cotton ginned in Virginia, 1958-59

Grade	13/16 inch and shorter	7/8 inch	29/32 inch	15/16 inch	31/32 inch	1 inch	1-1/32 inches	1-1/16 inches	1-3/32 inches	1-1/8 inches	1-5/32 inches	1-3/16 inches	1-7/32 inches	1-1/4 inches and longer	All staples	
	Bales	Bales	Bales	Bales	Bales	Bales	Bales	Bales	Bales	Bales	Bales	Bales	Bales	Bales	Bales	Percent
White:																
G.M.	-	-	-	-	-	-	-	-	-	-	-	-	-	-	-	-
S.M.	-	-	-	-	-	-	-	-	-	-	-	-	-	-	-	-
M.+	-	-	-	-	-	-	-	-	-	-	-	-	-	-	-	-
M.	-	-	-	-	-	11	215	874	175	-	-	-	-	-	1,275	15.3
S.L.M.+	-	-	-	-	-	4	17	133	19	-	-	-	-	-	173	2.1
S.L.M.	-	-	-	-	-	55	1,209	3,464	1,111	-	-	-	-	-	5,839	70.1
L.M.+	-	-	-	-	-	6	77	57	28	-	-	-	-	-	168	2.0
L.M.	-	-	-	-	-	4	178	422	138	11	-	-	-	-	733	9.0
S.G.O.+	-	-	-	-	-	-	-	-	-	-	-	-	-	-	-	-
S.G.O.	-	-	-	-	-	9	5	-	-	-	-	-	-	-	14	.2
G.O.+	-	-	-	-	-	-	-	-	-	-	-	-	-	-	-	-
G.O.	-	-	-	-	-	-	-	-	-	-	-	-	-	-	-	-
Total	-	-	-	-	-	89	1,701	4,950	1,471	11	-	-	-	-	8,222	98.7
Light Spotted:																
All grades . . .	-	-	-	-	-	15	46	25	-	8	-	-	-	-	94	1.0
Light Gray:																
All grades . . .	-	-	-	-	-	-	18	5	-	-	-	-	-	-	23	.3
All grades																
Percent	Percent	Percent	Percent	Percent	Percent	Percent	Percent	Percent	Percent	Percent	Percent	Percent	Percent	Percent	Percent	Percent
All grades	-	-	-	-	-	1.2	21.2	59.8	17.6	.2	-	-	-	-	100.0	

1/ As reported by the Bureau of the Census, running bales.
 2/ Less than 0.05 percent.

Percentage rough preparation..... 2.9
 Grade index..... 94.0
 Average staple..... 33.9

Table 28. -- Grade and staple of upland cotton ginned, during specified periods, by States, 1958-59

Grade and staple	ALABAMA						ARIZONA					
	Prior to Sept. 1	September	October	November	After Nov. 30	Total Crop	Prior to Sept. 1	September	October	November	After Nov. 30	Total Crop
	Bales	Bales	Bales	Bales	Bales	Bales	Bales	Bales	Bales	Bales	Bales	Bales
White:												
G.M.	11	155	118	27	-	311	371	674	298	27	-	1,370
S.M.	7,597	18,563	24,498	3,541	104	54,303	6,402	29,967	39,800	19,555	2,093	97,817
M.+	571	1,768	4,359	560	128	7,386	1,942	12,703	28,260	17,388	1,420	61,713
M.	32,751	74,861	93,613	20,348	1,496	223,069	2,331	17,755	79,023	100,275	22,624	222,008
S.L.M.+	930	4,295	6,331	3,522	387	15,465	196	1,719	29,680	51,492	15,024	98,111
S.L.M.	5,719	26,962	40,243	8,502	3,385	84,811	31	895	24,981	45,692	26,448	97,947
L.M.+	24	462	1,123	1,008	1,012	3,629	-	31	926	2,508	2,695	6,160
L.M.	267	3,197	3,349	1,406	2,818	11,037	-	10	886	2,062	3,975	6,933
S.O.O.+	11	71	81	145	108	416	-	-	-	98	114	212
S.O.O.	2	180	344	101	357	984	-	-	55	212	587	854
G.O.+	-	-	-	9	-	9	-	-	-	-	10	10
G.O.	-	66	22	-	100	188	-	-	11	21	155	187
Total	47,883	130,580	174,081	39,169	9,895	401,608	11,273	63,754	203,820	239,330	75,145	593,322
Light Spotted:												
G.M.	-	-	8	-	-	8	26	-	15	30	55	126
S.M.	1,096	2,370	987	352	129	4,934	228	799	2,930	3,397	11,760	19,114
M.	1,030	6,640	8,420	1,922	896	18,908	42	221	1,684	3,379	25,788	31,114
S.L.M.	53	2,072	5,899	1,420	2,041	11,485	-	-	167	1,456	18,228	19,851
L.M.	36	361	687	262	815	2,161	-	-	9	280	3,452	3,741
Total	2,215	11,443	16,001	3,956	3,881	37,496	296	1,020	4,805	8,542	59,283	73,946
Spotted:												
G.M.	-	-	8	-	-	8	-	-	-	-	10	10
S.M.	13	13	16	24	9	75	-	-	-	19	3,390	3,409
M.	15	170	197	67	89	538	-	-	-	9	10,620	10,629
S.L.M.	-	155	327	37	110	629	-	-	-	21	7,048	7,069
L.M.	13	76	196	72	81	438	-	-	-	12	744	756
Total	41	414	744	200	289	1,688	-	-	-	61	21,812	21,873
Tinged:												
All grades . .	-	-	24	-	9	33	-	10	-	-	5,137	5,147
Yellow Stained:												
All grades . .	-	-	-	-	-	-	-	-	-	-	36	36
Light Gray:												
All grades . .	39	46	240	105	610	1,040	-	9	1,333	877	668	2,887
Gray:												
All grades . .	-	23	16	32	151	222	-	-	41	9	42	92
Below Grade. . .	11	25	25	35	19	115	-	-	-	12	196	208
All grades . . .	50,189	142,531	191,131	43,497	14,854	1/ 442,202	11,569	64,793	209,999	248,831	162,319	1/ 697,511
Grade Index. . .	99.7	98.5	98.2	97.4	90.4	98.1	102.7	102.1	99.7	98.3	94.2	98.2
Staple (inches)												
13/16 & shorter.	-	-	-	-	-	-	-	-	-	-	161	161
7/8.	10	11	33	-	97	151	-	-	-	-	489	489
29/32.	36	13	-	-	71	120	-	-	-	-	37	37
15/16.	50	202	587	78	1,092	2,009	-	-	-	59	6,808	6,867
31/32.	24	214	735	159	2,828	3,960	-	-	44	173	18,637	18,854
1	1,365	5,334	15,691	3,814	5,763	31,967	258	100	491	3,890	41,176	45,915
1-1/32	21,628	49,242	75,342	21,005	3,741	170,958	4,427	7,512	29,071	67,554	62,030	170,594
1-1/16	26,659	82,229	87,232	18,157	1,262	215,539	6,439	51,880	155,839	158,500	29,097	401,755
1-3/32	417	4,896	10,632	267	-	16,202	429	2,286	4,363	3,644	2,367	13,089
1-1/8.	-	390	847	17	-	1,254	16	1,315	13,344	14,401	1,509	30,585
1-5/32	-	-	32	-	-	32	-	1,700	6,847	610	8	9,165
1-3/16	-	10	-	-	-	10	-	-	-	-	-	-
1-7/32	-	-	-	-	-	-	-	-	-	-	-	-
1-1/4 & longer	-	-	-	-	-	-	-	-	-	-	-	-
All staples. . .	50,189	142,531	191,131	43,497	14,854	1/ 442,202	11,569	64,793	209,999	248,831	162,319	1/ 697,511
Average staple (32nd inches)	33.5	33.6	33.5	33.3	32.0	33.5	33.6	34.0	34.1	33.8	32.6	33.6

1/ As reported by the Bureau of the Census, running bales.

Table 29. -- Grade and staple of upland cotton ginned, during specified periods, by States, 1958-59

Grade and staple	ARKANSAS						CALIFORNIA					
	Prior to Sept. 1	September	October	November	After Nov. 30	Total Crop	Prior to Sept. 1	September	October	November	After Nov. 30	Total Crop
White:												
G.M.	-	-	12	-	-	12	197	817	6,530	3,804	61	11,409
S.M.	-	2,719	29,264	3,489	145	35,617	5,189	50,884	146,393	55,968	4,349	264,783
M.+	-	238	2,598	190	-	3,026	1,429	13,125	98,639	25,905	2,181	141,279
M.	-	37,834	291,337	91,860	4,200	425,231	932	14,043	423,553	147,586	16,973	603,087
S.L.M.+	-	1,196	10,091	4,076	239	15,602	10	4,454	210,172	69,957	8,764	293,357
S.L.M.	-	32,424	132,855	47,841	16,236	229,356	-	1,821	111,825	70,298	21,592	205,536
L.M.+	-	303	9,725	2,743	1,179	13,950	-	90	8,249	14,177	9,071	31,587
L.M.	-	3,251	32,304	20,871	24,285	80,711	-	81	6,631	12,684	10,396	29,792
S.G.O.+	-	-	726	578	1,300	2,604	-	-	78	1,055	2,694	3,827
S.G.O.	-	72	1,986	3,002	11,765	16,825	-	27	569	1,094	2,671	4,361
G.O.+	-	-	23	62	134	219	-	-	-	5	224	229
G.O.	-	21	60	303	2,212	2,596	-	-	85	74	321	480
Total	-	78,058	510,981	175,015	61,695	825,749	7,757	85,342	1,014,724	402,607	79,297	1,589,727
Light Spotted:												
G.M.	-	-	11	10	-	21	41	11	9	-	24	85
S.M.	-	310	3,432	1,826	827	6,395	54	403	835	719	3,607	5,618
M.	-	2,378	12,529	7,223	8,626	30,756	21	96	489	570	6,610	7,786
S.L.M.	-	1,075	3,073	2,405	14,840	21,393	-	44	255	495	4,468	5,262
L.M.	-	144	358	726	22,606	23,834	-	-	13	172	781	966
Total	-	3,907	19,403	12,190	46,899	82,399	116	554	1,601	1,956	15,490	19,717
Spotted:												
All grades . . .	-	73	437	394	7,969	8,873	-	9	49	239	4,525	4,822
Tinged:												
All grades . . .	-	-	34	-	256	290	-	-	-	12	1,150	1,162
Yellow Stained:												
All grades . . .	-	-	-	-	-	-	-	-	-	-	9	9
Light Gray:												
All grades . . .	-	53	413	294	1,259	2,019	-	47	1,426	4,357	1,516	7,346
Gray:												
All grades . . .	-	20	89	48	586	743	-	9	26	273	234	542
Below Grade, . .	-	40	33	42	4,265	4,380	-	-	26	-	220	246
All grades . . .	-	82,151	531,390	187,983	122,929	1/ 924,453	7,873	85,961	1,017,852	409,444	102,441	1/ 1,623,571
Grade Index . . .	-	96.8	97.3	95.8	84.8	95.3	103.1	102.4	99.3	98.1	93.3	98.8
Staple (inches)												
13/16 & shorter.	-	-	10	-	19	29	-	-	-	-	56	56
7/8.	-	22	167	45	486	720	-	-	-	-	701	701
29/32.	-	54	281	82	890	1,307	-	-	-	-	23	23
15/16.	-	335	1,289	320	6,759	8,703	-	-	-	82	3,142	3,224
31/32.	-	547	1,421	379	14,040	16,387	-	18	40	343	6,576	6,977
1	-	1,408	6,949	2,540	42,152	53,049	39	116	1,102	12,264	23,384	36,905
1-1/32	-	11,824	71,468	32,263	46,179	161,734	4,097	15,326	49,194	82,486	46,213	197,316
1-1/16	-	45,573	349,523	115,048	11,805	521,949	3,654	68,440	946,772	298,887	20,555	1,338,308
1-3/32	-	20,559	93,533	34,117	425	148,634	83	2,061	20,251	14,282	1,680	38,357
1-1/8.	-	1,776	6,393	2,924	95	11,188	-	-	363	1,042	111	1,516
1-5/32	-	53	208	132	8	401	-	-	121	58	-	179
1-3/16	-	-	40	65	41	146	-	-	9	-	-	9
1-7/32	-	-	-	7	10	17	-	-	-	-	-	-
1-1/4 & longer . .	-	-	108	61	20	189	-	-	-	-	-	-
All staples . . .	-	82,151	531,390	187,983	122,929	1/ 924,453	7,873	85,961	1,017,852	409,444	102,441	1/ 1,623,571
Average staple (32nd inches)	-	34.1	34.0	34.0	32.3	33.8	33.5	33.8	34.0	33.8	32.7	33.8

1/ As reported by the Bureau of the Census, running bales.

Table 30. -- Grade and staple of upland cotton ginned, during specified periods, by States, 1958-59

Grade and staple	FLORIDA						GEORGIA					
	Prior to Sept. 1	September	October	November	After Nov. 30	Total Crop	Prior to Sept. 1	September	October	November	After Nov. 30	Total Crop
Grade	Bales	Bales	Bales	Bales	Bales	Bales	Bales	Bales	Bales	Bales	Bales	Bales
White:												
G.M.	-	-	-	-	-	-	23	18	-	-	-	41
S.M.	86	11	-	-	-	97	14,215	18,805	1,513	314	46	34,893
M+.	84	19	-	-	-	103	5,688	12,376	2,046	198	16	20,324
M.	2,013	1,127	70	-	-	3,210	58,207	110,152	21,172	4,639	474	194,644
S.L.M+.	219	115	29	-	-	363	3,112	15,826	7,498	703	183	27,322
S.L.M.	303	294	116	-	-	713	6,842	21,905	18,772	2,436	498	50,453
L.M+.	79	222	-	15	-	316	276	1,241	962	185	112	2,776
L.M.	44	316	39	-	-	399	272	1,394	2,272	186	185	4,309
S.G.O+.	-	4	-	-	-	4	10	45	38	-	79	172
S.G.O.	-	29	11	18	9	67	-	140	116	-	58	314
G.O+.	-	-	-	-	-	-	-	-	10	-	-	10
G.O.	-	-	-	-	-	-	-	11	10	10	-	31
Total	2,828	2,137	265	33	9	5,272	88,645	181,913	54,409	8,671	1,651	335,289
Light Spotted:												
G.M.	-	-	-	-	-	-	51	9	-	-	-	60
S.M.	100	99	5	-	-	204	1,039	924	434	152	42	2,591
M.	303	489	97	4	3	896	2,927	2,861	1,280	82	129	7,279
S.L.M.	-	44	4	-	-	48	197	725	984	95	137	2,138
L.M.	-	15	14	-	-	29	48	129	150	43	191	561
Total	403	647	120	4	3	1,177	4,262	4,648	2,848	372	499	12,629
Spotted:												
All grades . . .	-	11	18	-	-	29	188	48	48	64	168	516
Tinged:												
All grades . . .	-	-	-	-	-	-	12	-	-	29	30	71
Light Gray:												
All grades . . .	-	-	-	-	-	-	94	107	203	-	1	405
Gray:												
All grades . . .	-	-	-	-	-	-	53	16	108	-	-	177
Below Grade. . .	-	-	4	-	-	4	10	19	10	10	26	75
All grades . . .	3,231	2,795	407	37	12	1/ 6,482	93,264	186,751	57,626	9,146	2,375	1/ 349,162
Grade Index. . .	98.7	95.7	93.0	83.9	81.3	97.0	100.0	99.3	96.7	97.5	91.3	98.9
Staple (inches)												
13/16 & shorter.	-	-	-	-	-	-	-	-	-	-	-	-
7/8.	-	-	7	-	-	7	10	-	46	-	11	67
29/32.	-	-	-	-	-	-	-	-	56	-	-	56
15/16.	6	-	37	2	2	47	23	208	1,068	36	43	1,378
31/32.	-	4	11	2	3	20	116	1,063	3,906	183	217	5,485
1.	206	299	35	22	7	569	2,509	18,026	10,512	1,262	943	33,252
1-1/32.	1,886	1,990	271	11	-	4,158	46,821	114,725	27,239	5,966	964	195,715
1-1/16.	1,123	502	46	-	-	1,671	42,484	51,554	14,234	1,627	165	110,064
1-3/32.	10	-	-	-	-	10	1,301	1,077	545	51	32	3,006
1-1/8.	-	-	-	-	-	-	-	98	20	-	-	118
1-5/32.	-	-	-	-	-	-	-	-	-	-	-	-
1-3/16.	-	-	-	-	-	-	-	-	-	21	-	21
1-7/32.	-	-	-	-	-	-	-	-	-	-	-	-
1-1/4 & longer .	-	-	-	-	-	-	-	-	-	-	-	-
All staples. . .	3,231	2,795	407	37	12	1/ 6,482	93,264	186,751	57,626	9,146	2,375	1/ 349,162
Average staple (32nd inches)	33.3	33.1	32.6	32.1	31.4	33.1	33.5	33.2	32.9	33.0	32.4	33.2

1/ As reported by the Bureau of the Census, running bales.

Table 31. -- Grade and staple of upland cotton ginned, during specified periods, by States, 1958-59

Grade and staple	ILLINOIS						KENTUCKY					
	Prior to Sept. 1	September	October	November	After Nov. 30	Total Crop	Prior to Sept. 1	September	October	November	After Nov. 30	Total Crop
Grade	Bales	Bales	Bales	Bales	Bales	Bales	Bales	Bales	Bales	Bales	Bales	Bales
White:												
G.M.	-	-	-	-	-	-	-	-	-	-	-	-
S.M.	-	-	-	-	-	-	-	28	367	14	-	409
M+.	-	-	-	-	-	-	-	-	2	-	-	2
M.	-	3	105	37	1	146	-	160	1,257	578	-	1,995
S.L.M+.	-	-	4	3	-	7	-	-	-	8	-	8
S.L.M.	-	17	223	82	-	322	-	10	103	87	11	211
L.M+.	-	-	-	3	-	3	-	-	-	2	2	4
L.M.	-	-	3	-	1	4	-	-	8	5	71	84
S.G.O+.	-	-	-	-	-	-	-	-	-	-	-	-
S.G.O.	-	-	-	-	32	32	-	-	-	-	14	14
G.O+.	-	-	-	-	-	-	-	-	-	-	2	2
G.O.	-	-	-	-	-	-	-	-	-	-	16	16
Total	-	20	335	125	34	514	-	198	1,737	694	116	2,745
Light Spotted:												
G.M.	-	-	-	-	-	-	-	-	-	-	-	-
S.M.	-	-	-	-	-	-	-	-	2	35	4	41
M.	-	-	2	5	27	34	-	15	27	77	32	151
S.L.M.	-	-	2	20	11	33	-	-	8	31	114	153
L.M.	-	-	-	-	-	-	-	-	-	16	234	250
Total	-	-	4	25	38	67	-	15	37	159	384	595
Spotted:												
G.M.	-	-	-	-	-	-	-	-	-	-	-	-
S.M.	-	-	-	-	-	-	-	-	-	16	-	16
M.	-	-	-	-	33	33	-	-	-	15	9	24
S.L.M.	-	-	-	-	11	11	-	-	-	2	18	20
L.M.	-	-	-	-	42	42	-	-	-	-	140	140
Total	-	-	-	-	86	86	-	-	-	33	167	200
Tinged:												
All grades . .	-	-	-	-	-	-	-	-	-	-	16	16
Gray:												
All grades . .	-	-	-	-	-	-	-	-	-	-	2	2
Below Grade. . .												
All grades . . .	-	-	-	-	-	-	-	-	-	-	23	23
All grades . . .	-	20	339	150	158	1/ 667	-	213	1,774	886	708	1/ 3,581
Grade index. . .	-	94.9	95.8	94.9	84.5	92.9	-	100.0	100.3	98.2	81.1	96.0
Staple (inches)												
13/16 & shorter.	-	-	-	-	-	-	-	-	-	-	-	-
7/8.	-	-	-	-	-	-	-	-	-	-	34	34
29/32.	-	-	-	-	-	-	-	-	-	-	40	40
15/16.	-	-	-	-	-	-	-	-	-	-	126	126
31/32.	-	-	-	-	-	-	-	-	-	-	124	124
1	-	-	-	-	45	45	-	9	6	10	283	308
1-1/32	-	-	9	21	93	123	-	33	154	115	94	396
1-1/16	-	17	242	102	19	380	-	130	1,320	680	7	2,137
1-3/32	-	3	80	27	1	111	-	41	282	70	-	393
1-1/8.	-	-	8	-	-	8	-	-	12	11	-	23
1-5/32	-	-	-	-	-	-	-	-	-	-	-	-
1-3/16	-	-	-	-	-	-	-	-	-	-	-	-
1-7/32	-	-	-	-	-	-	-	-	-	-	-	-
1-1/4 & longer .	-	-	-	-	-	-	-	-	-	-	-	-
All staples. . .	-	20	339	150	158	1/ 667	-	213	1,774	886	708	1/ 3,581
Average staple (32nd inches)	-	34.2	34.3	34.0	32.8	33.9	-	34.0	34.1	34.0	31.3	33.5

1/ As reported by the Bureau of the Census, running bales.

Table 32. -- Grade and staple of upland cotton ginned, during specified periods, by States, 1958-59

LOUISIANA							MISSISSIPPI						
Grade and staple	Prior to Sept. 1	September	October	November	After Nov. 30	Total Crop	Prior to Sept. 1	September	October	November	After Nov. 30	Total Crop	
Grade	Bales	Bales	Bales	Bales	Bales	Bales	Bales	Bales	Bales	Bales	Bales	Bales	
White:													
G.M.	34	31	-	-	-	65	-	-	104	27	-	131	
S.M.	6,176	2,704	2,905	2,400	182	14,367	664	11,926	22,737	7,889	405	43,621	
M.+	73	187	80	122	-	462	416	8,863	9,668	6,562	306	25,815	
M.	12,213	16,658	28,808	16,834	5,466	79,979	2,904	42,451	189,951	78,218	11,289	324,813	
S.L.M.+	171	844	1,033	488	126	2,662	89	4,571	31,756	14,930	5,171	56,517	
S.L.M.	4,540	10,524	48,617	16,494	6,972	87,147	454	23,042	154,873	54,766	27,429	260,564	
L.M.+	25	118	2,357	1,110	247	3,857	-	446	20,675	15,638	7,394	44,153	
L.M.	77	3,281	23,333	8,581	3,649	38,921	129	2,948	28,738	18,979	19,349	70,143	
S.G.O.+	-	-	79	31	-	110	-	11	330	464	125	930	
S.G.O.	-	323	1,814	672	724	3,533	13	112	2,845	2,375	8,424	13,769	
G.O.+	-	-	-	-	-	-	-	-	20	-	-	20	
G.O.	-	67	254	51	196	568	13	24	252	251	2,399	2,939	
Total	23,309	34,737	109,280	46,783	17,562	231,671	4,682	94,394	461,949	200,099	82,291	843,415	
Light Spotted:													
G.M.	-	-	16	-	9	25	-	-	-	-	-	-	
S.M.	180	451	673	255	304	1,863	13	592	4,453	2,198	856	8,112	
M.	435	2,647	9,475	2,063	1,351	15,971	139	3,931	27,152	7,225	4,453	42,900	
S.L.M.	86	2,075	12,249	2,287	1,174	17,871	51	4,361	15,680	2,768	4,331	27,191	
L.M.	56	1,747	8,037	933	353	11,126	13	1,109	2,691	474	4,211	8,498	
Total	757	6,920	30,450	5,538	3,191	46,856	216	9,993	49,976	12,665	13,851	86,701	
Spotted:													
All grades . .	12	513	2,584	460	683	4,252	-	1,044	4,293	797	2,871	9,005	
Tinged:													
All grades . .	-	-	16	24	18	58	-	-	155	26	75	256	
Light Gray:													
All grades . .	1,519	1,977	817	68	69	4,450	13	315	2,411	553	5,990	9,282	
Gray:													
All grades . .	148	1,537	1,101	32	16	2,834	-	109	675	90	4,440	5,314	
Below Grade. . .	-	641	1,842	156	109	2,748	-	98	168	57	733	1,056	
All grades . . .	25,745	46,325	146,090	53,061	21,648	1/ 292,869	4,911	105,953	519,627	214,287	110,251	1/ 955,029	
Grade Index. . .	99.3	94.4	91.9	94.1	92.7	93.4	99.3	97.7	96.1	95.7	89.1	95.4	
Staple (inches)													
13/16 & shorter.	-	-	-	-	-	-	-	-	-	-	-	-	
7/8	-	11	281	11	38	341	-	22	43	29	438	532	
29/32	-	-	81	22	9	112	-	44	55	-	108	207	
15/16	-	176	2,598	104	139	3,017	-	93	331	91	4,517	5,032	
31/32	-	527	878	31	187	1,623	-	22	857	132	3,615	4,626	
1	107	3,874	13,733	1,420	2,003	21,137	103	1,567	11,050	2,871	24,127	39,718	
1-1/32	12,505	18,905	59,291	13,230	8,915	112,846	1,603	20,676	99,804	33,367	41,917	197,367	
1-1/16	12,603	21,698	64,324	32,045	9,510	140,180	3,009	68,450	315,711	132,499	28,466	548,135	
1-3/32	530	1,118	4,702	5,885	838	13,073	183	13,592	80,134	37,786	6,045	137,740	
1-1/8	-	16	174	313	9	512	-	1,415	10,773	7,053	1,012	20,253	
1-5/32	-	-	8	-	-	8	13	61	773	390	6	1,243	
1-3/16	-	-	-	-	-	-	-	11	63	34	-	108	
1-7/32	-	-	-	-	-	-	-	-	12	10	-	22	
1-1/4 & longer .	-	-	20	-	-	20	-	-	21	25	-	46	
All staples. . .	25,745	46,325	146,090	53,061	21,648	1/ 292,869	4,911	105,953	519,627	214,287	110,251	1/ 955,029	
Average staple (32nd inches)	33.5	33.4	33.3	33.8	33.4	33.5	33.7	33.9	34.0	34.1	33.0	33.9	

1/ As reported by the Bureau of the Census, running bales.

Table 33. -- Grade and staple of upland cotton ginned, during specified periods, by States, 1958-59

MISSOURI							NEW MEXICO					
Grade and staple	Prior to Sept. 1	September	October	November	After Nov. 30	Total Crop	Prior to Sept. 1	September	October	November	After Nov. 30	Total Crop
Grade	Bales	Bales	Bales	Bales	Bales	Bales	Bales	Bales	Bales	Bales	Bales	Bales
White:												
G.M.	-	-	-	-	-	-	-	453	265	29	10	757
S.M.	-	1,112	11,514	653	-	13,279	-	7,014	14,544	9,496	1,725	32,779
M+.	-	239	711	74	-	1,024	-	172	1,535	872	100	2,679
M.	-	18,448	99,266	17,921	164	135,799	-	5,070	48,471	44,327	7,478	105,346
S.L.M+.	-	583	4,550	2,413	10	7,556	-	93	9,255	12,480	1,539	23,367
S.L.M.	-	8,398	38,259	16,655	1,380	64,692	-	502	22,708	37,500	7,047	67,757
L.M+.	-	-	3,679	1,740	228	5,647	-	-	1,544	4,274	1,171	6,989
L.M.	-	230	5,550	6,790	9,946	22,516	-	10	1,571	4,444	3,014	9,039
S.G.O+.	-	-	273	261	232	766	-	-	-	251	177	428
S.G.O.	-	-	284	499	7,371	8,154	-	-	47	338	1,307	1,692
G.O+.	-	10	-	18	35	63	-	-	-	-	9	9
G.O.	-	-	-	30	658	688	-	-	-	-	493	493
Total	-	29,020	164,086	47,054	20,024	260,184	-	13,314	99,940	114,011	24,070	251,335
Light Spotted:												
G.M.	-	11	-	-	-	11	-	-	-	76	27	103
S.M.	-	260	543	499	10	1,312	-	10	641	1,941	1,554	4,146
M.	-	899	1,182	1,266	199	3,546	-	21	550	3,550	2,448	6,569
S.L.M.	-	130	194	956	1,957	3,237	-	-	183	1,226	3,121	4,530
L.M.	-	10	-	610	8,504	9,124	-	-	12	246	1,433	1,691
Total	-	1,310	1,919	3,331	10,670	17,230	-	31	1,386	7,039	8,583	17,039
Spotted:												
All grades . .	-	100	103	431	1,876	2,510	-	-	22	176	1,564	1,762
Tinged:												
All grades . .	-	-	-	-	53	53	-	-	32	-	78	110
Light Gray:												
All grades . .	-	50	312	210	1,218	1,790	-	-	471	802	473	1,746
Gray:												
All grades . .	-	-	10	20	611	641	-	-	-	-	18	18
Below Grade. . .	-	10	-	39	3,019	3,068	-	-	-	-	502	502
All grades . . .	-	30,490	166,430	51,085	37,471	1/ 285,476	-	13,345	101,851	122,028	35,288	1/ 272,512
Grade Index. . .	-	98.2	98.0	94.6	80.0	95.0	-	102.0	98.6	96.9	92.5	97.2
Staple (inches)												
13/16 & shorter.	-	-	-	-	-	-	-	-	119	212	650	981
7/8.	-	10	-	-	164	174	-	-	66	581	2,056	2,703
29/32.	-	-	10	-	202	212	-	10	118	502	746	1,376
15/16.	-	81	41	9	3,608	3,739	-	34	1,012	4,175	4,773	9,994
31/32.	-	10	113	42	9,554	9,719	-	51	1,229	5,681	1,360	8,321
1.	-	91	710	858	18,354	20,013	-	73	1,721	4,491	3,706	9,991
1-1/32.	-	966	19,798	13,425	4,860	39,049	-	52	1,845	5,314	2,645	9,856
1-1/16.	-	17,333	127,117	33,858	694	179,002	-	328	4,569	17,434	5,809	28,140
1-3/32.	-	11,353	17,896	2,741	35	32,025	-	1,000	9,963	34,519	6,072	51,554
1-1/8.	-	646	725	111	-	1,482	-	6,073	50,739	46,393	6,986	110,191
1-5/32.	-	-	20	30	-	50	-	5,683	30,065	2,260	261	38,269
1-3/16.	-	-	-	11	-	11	-	31	188	33	15	267
1-7/32.	-	-	-	-	-	-	-	10	12	52	53	127
1-1/4 & longer .	-	-	-	-	-	-	-	-	205	381	156	742
All staples. . .	-	30,490	166,430	51,085	37,471	1/ 285,476	-	13,345	101,851	122,028	35,288	1/ 272,512
Average staple (32nd inches)	-	34.4	34.0	33.8	31.7	33.7	-	36.2	35.9	34.7	33.1	35.0

1/ As reported by the Bureau of the Census, running bales.

Table 34. -- Grade and staple of upland cotton ginned, during specified periods, by States, 1958-59

NORTH CAROLINA							OKLAHOMA						
Grade and staple	Prior to Sept. 1	September	October	November	After Nov. 30	Total Crop	Prior to Sept. 1	September	October	November	After Nov. 30	Total Crop	
Grade	Bales	Bales	Bales	Bales	Bales	Bales	Bales	Bales	Bales	Bales	Bales	Bales	
White:													
O.M.	-	-	-	-	-	-	-	39	58	6	-	103	
S.M.	-	5,176	591	145	17	5,929	-	2,902	6,899	1,933	14	11,748	
M.+	-	541	33	-	-	574	-	190	1,780	153	9	2,132	
M.	-	92,168	38,504	5,626	1,070	137,368	-	18,296	79,191	21,835	577	119,899	
S.L.M.+	-	3,075	1,230	650	18	4,973	-	2,450	10,422	701	110	13,683	
S.L.M.	-	17,872	49,376	22,206	3,891	93,345	-	12,202	38,354	8,803	2,558	61,917	
L.M.+	-	122	234	303	12	671	-	1,891	4,372	541	114	6,918	
L.M.	-	328	3,846	7,862	724	12,760	-	3,078	5,115	1,103	660	9,956	
S.O.O.+	-	-	-	33	-	33	-	447	877	177	123	1,624	
S.O.O.	-	20	21	97	35	173	-	470	990	379	439	2,278	
O.O.+	-	-	-	-	-	-	-	12	78	7	12	109	
O.O.	-	-	-	22	-	22	-	-	40	17	264	321	
Total	-	119,302	93,835	36,944	5,767	255,848	-	41,977	148,176	35,655	4,680	230,688	
Light Spotted:													
O.M.	-	-	-	-	-	-	-	20	36	-	-	56	
S.M.	-	47	20	42	56	165	-	3,925	12,944	6,294	1,661	24,824	
M.	-	256	228	135	309	928	-	6,147	13,735	7,296	8,392	35,570	
S.L.M.	-	36	121	116	198	471	-	700	1,944	1,093	5,002	8,739	
L.M.	-	9	35	48	3	95	-	126	251	140	1,078	1,595	
Total	-	348	404	341	566	1,659	-	10,918	28,910	14,823	16,133	70,784	
Spotted:													
All grades . . .	-	10	-	26	159	195	-	73	461	364	5,094	5,992	
Tinged:													
All grades . . .	-	-	-	-	-	-	-	32	-	17	605	654	
Yellow Stained:													
All grades . . .	-	-	-	-	-	-	-	-	-	-	10	10	
Light Gray:													
All grades . . .	-	29	761	1,924	202	2,916	-	-	-	6	17	23	
Gray:													
All grades . . .	-	9	61	36	-	106	-	-	27	-	-	27	
Below Grade . . .													
All grades . . .	-	-	-	-	-	-	-	-	-	13	307	320	
All grades . . .	-	119,698	95,061	39,271	6,694	1/ 260,724	-	53,000	177,574	50,878	27,046	1/ 308,498	
Grade index . . .	-	99.1	96.1	92.9	93.6	97.0	-	96.7	97.5	97.8	91.3	96.9	
Staple (inches)													
13/16 & shorter . . .	-	-	-	-	-	-	-	92	138	222	452	904	
7/8	-	-	-	-	-	-	-	1,350	3,951	2,350	3,897	11,548	
29/32	-	-	-	-	-	-	-	3,574	14,845	8,325	9,735	36,479	
15/16	-	88	-	8	68	164	-	9,922	44,133	19,700	9,125	82,880	
31/32	-	167	155	40	256	618	-	12,824	50,795	10,181	2,153	75,953	
1	-	6,634	4,794	985	1,285	13,698	-	13,984	38,653	6,052	909	59,598	
1-1/32	-	79,767	52,764	19,301	3,216	155,048	-	7,429	16,024	2,103	526	26,082	
1-1/16	-	32,388	35,562	18,117	1,825	87,892	-	2,776	6,083	1,236	180	10,275	
1-3/32	-	636	1,775	820	44	3,275	-	636	1,557	389	38	2,620	
1-1/8	-	10	11	-	-	21	-	239	572	252	31	1,094	
1-5/32	-	8	-	-	-	8	-	81	595	47	-	683	
1-3/16	-	-	-	-	-	-	-	81	186	15	-	282	
1-7/32	-	-	-	-	-	-	-	12	82	-	-	94	
1-1/4 & longer . . .	-	-	-	-	-	-	-	-	-	6	-	6	
All staples . . .	-	119,698	95,061	39,271	6,694	1/ 260,724	-	53,000	177,574	50,878	27,046	1/ 308,498	
Average staple (32nd inches) . . .	-	33.2	33.4	33.5	33.0	33.3	-	31.4	31.1	30.5	29.5	30.9	

1/ As reported by the Bureau of the Census, running bales.

Table 35. -- Grade and staple of upland cotton ginned, during specified periods, by States 1958-59

SOUTH CAROLINA							TENNESSEE						
Grade and staple	Prior to Sept. 1	September	October	November	After Nov. 30	Total Crop	Prior to Sept. 1	September	October	November	After Nov. 30	Total Crop	
Grade	Bales	Bales	Bales	Bales	Bales	Bales	Bales	Bales	Bales	Bales	Bales	Bales	
White:													
G.M.	-	8	-	-	-	8	-	-	100	-	-	100	
S.M.	4,358	9,322	305	10	-	13,995	-	5,988	30,647	2,128	105	38,466	
M.+	707	2,007	16	-	-	2,730	-	570	1,443	469	22	2,504	
M.	13,888	98,942	19,104	1,189	230	133,353	-	31,276	177,983	41,895	2,027	253,181	
S.L.M.+	809	12,645	5,056	468	77	19,055	-	379	1,765	3,582	414	6,110	
S.L.M.	2,097	42,667	53,250	8,285	1,102	107,401	-	16,473	20,357	23,390	7,598	67,816	
L.M.+	-	337	2,938	1,234	120	4,629	-	-	455	1,328	1,845	3,628	
L.M.	69	1,528	3,848	2,250	637	8,332	-	219	1,367	2,470	11,055	15,111	
S.G.O.+	-	69	81	11	-	161	-	-	18	161	965	1,144	
S.G.O.	-	194	538	39	69	840	-	-	28	171	2,685	2,884	
G.O.+	-	-	-	-	-	-	-	-	-	-	-	-	
G.O.	8	-	-	-	18	26	-	-	-	9	221	230	
Total	21,936	167,719	85,136	13,486	2,253	290,530	-	54,505	234,163	75,573	26,937	391,178	
Light Spotted:													
G.M.	-	20	-	-	-	20	-	-	-	-	-	-	
S.M.	453	4,314	271	64	12	5,114	-	56	338	774	390	1,558	
M.	193	1,122	778	305	30	2,428	-	346	754	2,376	2,299	5,775	
S.L.M.	8	129	318	490	184	1,129	-	173	64	569	3,591	4,397	
L.M.	-	22	-	33	73	128	-	-	11	214	4,788	5,013	
Total	654	5,607	1,367	892	299	8,819	-	575	1,167	3,933	11,068	16,743	
Spotted:													
All grades . .	39	88	87	22	12	248	-	24	22	108	1,577	1,731	
Tinged:													
All grades . .	-	-	-	-	-	-	-	58	-	9	73	140	
Light Gray:													
All grades . .	85	1,046	381	22	12	1,546	-	12	83	261	278	634	
Gray:													
All grades . .	-	419	114	22	-	555	-	-	-	9	165	174	
Below Grade . .													
	-	16	26	-	5	47	-	12	-	27	399	438	
All grades . . .	22,714	174,895	87,111	14,444	2,581	1/ 301,745	-	55,186	235,435	79,920	40,497	1/ 411,038	
Grade index . .	100.1	98.3	94.9	92.7	90.8	97.1	-	98.5	99.9	97.3	87.2	97.9	
Staple (inches)													
13/16 & shorter.	-	-	-	-	-	-	-	10	-	9	10	29	
7/8	-	-	26	-	-	26	-	8	-	-	880	888	
29/32	-	-	22	-	36	58	-	47	44	5	748	844	
15/16	-	24	91	55	90	260	-	185	64	95	3,116	3,460	
31/32	8	199	140	60	42	449	-	197	205	188	7,133	7,723	
1	185	8,683	9,345	1,862	685	20,760	-	1,277	3,372	2,494	15,099	22,242	
1-1/32	8,455	111,911	57,470	6,636	672	185,144	-	8,713	44,202	24,365	11,512	88,792	
1-1/16	13,168	51,311	18,182	4,823	804	88,288	-	41,772	172,944	49,356	1,978	266,050	
1-3/32	898	2,556	1,553	810	234	6,051	-	2,884	13,724	3,200	-	19,808	
1-1/8	-	211	267	122	18	618	-	81	838	181	10	1,110	
1-5/32	-	-	15	37	-	52	-	12	29	9	11	61	
1-3/16	-	-	-	17	-	17	-	-	4	9	-	13	
1-7/32	-	-	-	-	-	-	-	-	9	-	-	9	
1-1/4 & longer	-	-	-	22	-	22	-	-	-	9	-	9	
All staples . .	22,714	174,895	87,111	14,444	2,581	1/ 301,745	-	55,186	235,435	79,920	40,497	1/ 411,038	
Average staple (32nd inches)	33.6	33.3	33.1	33.3	33.1	33.3	-	33.8	33.8	33.7	31.9	33.6	

1/ As reported by the Bureau of the Census, running bales.

Table 36. -- Grade and staple of upland cotton ginned, during specified periods, by States, 1958-59

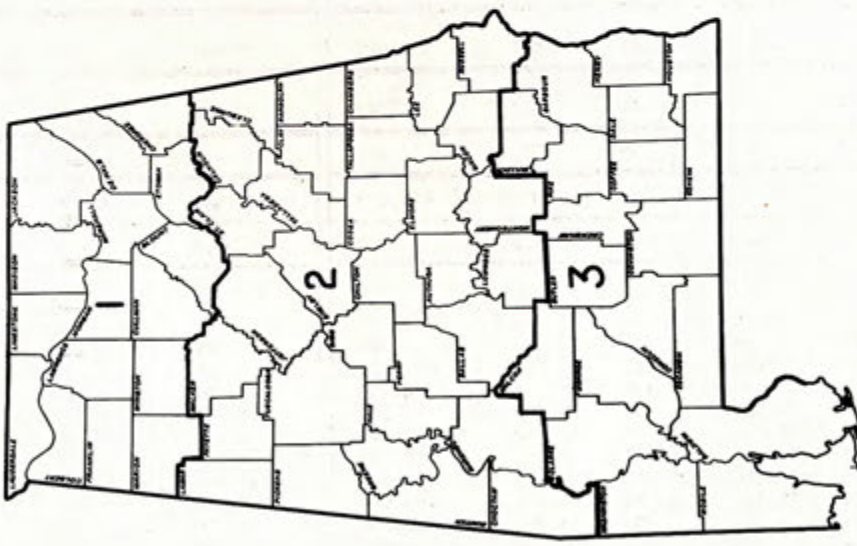
TEXAS							VIRGINIA					
Grade and staple	Prior to Sept. 1	September	October	November	After Nov. 30	Total Crop	Prior to Sept. 1	September	October	November	After Nov. 30	Total Crop
Grade	Bales	Bales	Bales	Bales	Bales	Bales	Bales	Bales	Bales	Bales	Bales	Bales
White:												
S.O.M.	9	-	-	-	-	9	-	-	-	-	-	-
G.M.	7,267	1,566	212	44	-	9,089	-	-	-	-	-	-
S.M.	295,235	80,410	49,286	18,168	1,367	444,466	-	-	-	-	-	-
M.+	33,836	6,103	4,352	1,328	137	45,756	-	-	-	-	-	-
M.	296,623	157,951	352,201	263,375	23,505	1,093,655	-	503	683	67	22	1,275
S.L.M.+	17,148	16,812	39,011	30,419	2,794	106,184	-	126	12	31	4	173
S.L.M.	63,729	84,354	345,325	551,081	151,951	1,196,440	-	427	2,635	2,322	455	5,839
L.M.+	3,290	9,305	29,177	45,107	8,606	95,485	-	-	23	61	84	168
L.M.	7,986	25,080	93,309	92,024	43,860	262,259	-	25	142	569	17	753
S.G.O.+	93	1,240	2,499	2,612	642	7,086	-	-	-	-	-	-
S.G.O.	362	3,898	10,834	5,766	4,512	25,372	-	-	-	-	14	14
G.O.+	-	125	210	160	63	558	-	-	-	-	-	-
G.O.	36	640	1,887	606	1,037	4,206	-	-	-	-	-	-
Total	725,614	387,484	928,303	1,010,690	238,474	3,290,565	-	1,081	3,495	3,050	596	8,222
Light Spotted:												
G.M.	208	148	120	30	18	524	-	-	-	-	-	-
S.M.	26,188	15,558	31,480	35,825	9,589	118,640	-	-	-	-	4	4
M.	25,762	28,461	91,092	186,923	98,313	430,551	-	-	-	-	12	12
S.L.M.	6,000	11,255	58,118	77,404	81,507	234,284	-	-	-	-	16	53
L.M.	687	2,087	17,125	9,877	14,335	44,111	-	-	-	-	9	9
Total	58,845	57,509	197,935	310,059	203,762	828,110	-	-	-	25	69	94
Spotted:												
All grades . .	738	1,251	2,531	11,877	44,547	60,944	-	-	-	-	-	-
Tinged:												
All grades . .	24	101	8	433	11,002	11,568	-	-	-	-	-	-
Yellow Stained:												
All grades . .	-	-	-	-	449	449	-	-	-	-	-	-
Light Gray:												
All grades . .	2,527	845	3,169	1,858	2,158	10,557	-	-	-	23	-	23
Gray:												
All grades . .	121	1,097	248	463	715	2,644	-	-	-	-	-	-
Below Grade. . .												
All grades . . .	-	178	1,770	1,267	1,554	4,769	-	-	-	-	-	-
All grades . . .	787,869	448,465	1,133,964	1,336,647	502,661	1/4,209,606	-	1,081	3,495	3,098	665	1/ 8,339
Grade index. . .	100.7	97.6	95.3	94.7	91.5	95.9	-	96.9	94.8	92.3	92.8	94.0
Staple (Inches)												
13/16 & shorter.	165	718	2,209	1,292	6,102	10,486	-	-	-	-	-	-
7/8.	1,141	8,060	32,241	21,125	36,629	99,196	-	-	-	-	-	-
29/32.	6,654	37,976	117,426	97,098	87,119	346,273	-	-	-	-	-	-
15/16.	65,542	119,909	273,713	393,822	213,032	1,066,018	-	-	-	-	-	-
31/32.	145,285	94,493	260,882	498,724	108,558	1,107,942	-	-	-	-	-	-
1	205,213	72,567	204,009	153,948	18,370	654,107	-	-	23	5	76	104
1-1/32	244,003	51,147	69,825	27,670	5,326	397,971	-	142	775	597	251	1,765
1-1/16	107,412	22,774	20,187	16,455	6,436	173,264	-	660	2,066	1,996	258	4,980
1-3/32	9,651	7,045	13,312	35,131	10,860	75,999	-	279	620	492	80	1,471
1-1/8.	1,833	8,811	64,538	78,444	9,979	163,605	-	-	11	8	-	19
1-5/32	737	24,351	73,091	11,852	224	110,255	-	-	-	-	-	-
1-3/16	202	494	2,048	803	14	3,561	-	-	-	-	-	-
1-7/32	9	87	214	247	6	563	-	-	-	-	-	-
1-1/4 & longer	22	33	269	36	6	365	-	-	-	-	-	-
All staples. . .	787,869	448,465	1,133,964	1,336,647	502,661	1/4,209,606	-	1,081	3,495	3,098	665	1/ 8,339
Average staple (32nd inches)	32.3	31.5	31.5	31.2	30.2	31.4	-	34.1	33.9	34.0	33.5	33.9

1/ As reported by the Bureau of the Census, running bales.

Table 37. -- Grade and staple of upland cotton ginned, by States and districts, 1958-59

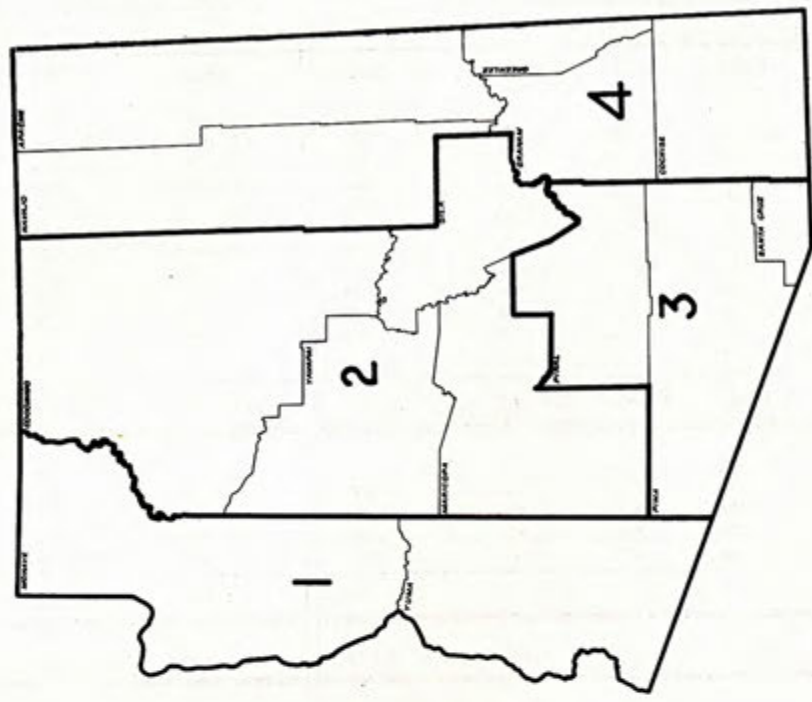
Grade and staple	ALABAMA				ARIZONA				Ginned in the State
	Ginned in District			Ginned in the State	Ginned in District				
	1	2	3		1	2	3	4	
White:	Bales	Bales	Bales	Bales	Bales	Bales	Bales	Bales	Bales
G.M.	250	61	-	311	810	61	119	380	1,370
S.M.	34,543	12,396	7,364	54,303	24,983	26,947	33,673	12,214	97,817
M.+	4,644	2,382	360	7,386	6,652	26,818	27,227	1,016	61,713
M.	117,919	58,910	46,240	223,069	15,180	96,063	91,240	19,525	222,008
S.L.M.+	9,462	4,256	1,747	15,465	1,054	43,441	52,033	1,583	98,111
S.L.M.	35,427	33,247	16,137	84,811	1,927	39,718	47,566	8,736	97,947
L.M.+	2,101	1,169	359	3,629	28	1,709	3,852	571	6,160
L.M.	5,654	3,368	2,015	11,037	122	2,210	3,905	696	6,933
S.G.O.+	315	101	-	416	-	115	97	-	212
S.G.O.	584	204	196	984	10	195	533	116	854
G.O.+	-	9	-	9	-	-	10	-	10
G.O.	161	-	27	198	-	21	137	29	187
Total	211,060	116,103	74,445	401,608	50,766	237,298	260,392	44,866	593,322
Light Spotted:									
G.M.	8	-	-	8	26	55	-	45	126
S.M.	1,508	1,291	2,135	4,934	4,363	9,116	5,015	620	19,114
M.	3,617	10,101	5,190	18,908	2,029	16,965	11,502	618	31,114
S.L.M.	2,605	6,533	2,347	11,485	409	9,286	9,963	193	19,851
L.M.	840	660	661	2,161	34	1,273	2,384	50	3,741
Total	8,578	18,585	10,333	37,496	6,861	36,695	28,864	1,526	73,946
Spotted:									
G.M.	-	-	8	8	-	10	-	-	10
S.M.	54	8	13	75	1,531	1,126	729	23	3,409
M.	129	232	177	538	1,142	6,037	3,418	32	10,629
S.L.M.	151	228	250	629	351	3,576	3,118	24	7,069
L.M.	73	116	249	438	-	232	519	5	756
Total	407	584	697	1,688	3,024	10,981	7,784	84	21,873
Tinged:									
All grades . . .	9	8	16	33	1,194	2,150	1,795	8	5,147
Yellow Stained:									
All grades . . .	-	-	-	-	18	18	-	-	36
Light Gray:									
All grades . . .	780	165	95	1,040	28	926	1,902	31	2,887
Gray:									
All grades . . .	196	18	8	222	-	53	39	-	92
Below Grade. . . .	26	62	27	115	-	41	127	40	208
All grades	221,056	135,525	85,621	1/ 442,202	61,891	288,162	300,903	46,555	1/ 697,511
Grade index. . . .	98.7	97.4	97.9	98.1	101.0	98.0	97.7	99.3	98.2
Staple (Inches)									
13/16 & shorter. .	-	-	-	-	161	-	-	-	161
7/8.	106	11	34	151	310	133	46	-	489
29/32.	74	-	46	120	37	-	-	-	37
15/16.	1,178	430	401	2,009	1,613	2,455	2,716	83	6,867
31/32.	3,004	514	442	3,960	2,177	8,399	8,270	8	18,854
1	12,151	13,157	6,659	31,967	4,433	22,332	19,007	143	45,915
1-1/32	74,562	53,965	42,431	170,958	19,787	78,228	72,176	403	170,594
1-1/16	115,196	65,064	35,279	215,539	31,191	175,822	193,817	925	401,755
1-3/32	13,691	2,195	316	16,202	2,157	793	4,688	5,451	13,089
1-1/8.	1,062	179	13	1,254	25	-	183	30,377	30,585
1-5/32	32	-	-	32	-	-	-	9,165	9,165
1-3/16	-	10	-	10	-	-	-	-	-
1-7/32	-	-	-	-	-	-	-	-	-
1-1/4 & longer . .	-	-	-	-	-	-	-	-	-
All staples. . . .	221,056	135,525	85,621	1/ 442,202	61,891	288,162	300,903	46,555	1/ 697,511
Average staple (32nd inches) . .	33.6	33.4	33.3	33.5	33.3	33.5	33.5	36.0	33.6

1/ As reported by the Bureau of the Census, running bales.



ALABAMA
 DISTRICTS FOR COTTON
 QUALITY REPORTS

U. S. DEPARTMENT OF AGRICULTURE



ARIZONA
 DISTRICTS FOR COTTON
 QUALITY REPORTS

NEG. 6632 - 58(10) AGRICULTURAL MARKETING SERVICE

Table 38. -- Grade and staple of upland cotton ginned, by States and districts, 1958

Grade and staple	ARKANSAS					CALIFORNIA		
	Ginned in District				Ginned in the State	Ginned in District		Ginned in the State
	1	2	3	4		1	2	
Grade	Bales	Bales	Bales	Bales	Bales	Bales	Bales	Bales
White:								
G.M.	-	-	-	12	12	10,593	816	11,409
S.M.	661	25,517	1,582	7,857	35,617	210,629	54,154	264,783
M.+	76	2,259	74	617	3,026	125,667	15,612	141,279
M.	6,652	276,379	16,769	125,431	425,231	567,252	35,835	603,087
S.L.M.+	188	12,527	206	2,681	15,602	279,372	13,985	293,357
S.L.M.	4,454	101,285	16,809	106,808	229,356	180,118	25,418	205,536
L.M.+	137	5,292	508	8,013	13,950	29,207	2,380	31,587
L.M.	1,160	26,128	4,611	48,812	80,711	27,285	2,507	29,792
S.G.O.+	9	1,714	37	844	2,604	3,738	89	3,827
S.G.O.	86	9,162	365	7,212	16,825	4,182	179	4,361
G.O.+	-	150	-	69	219	229	-	229
G.O.	-	1,531	52	1,013	2,596	464	16	480
Total	13,423	461,944	41,013	309,369	825,749	1,438,736	150,991	1,589,727
Light Spotted:								
G.M.	-	21	-	-	21	-	85	85
S.M.	416	3,039	638	2,302	6,395	330	5,288	5,618
M.	1,917	10,642	4,847	13,350	30,756	1,762	6,024	7,786
S.L.M.	698	11,059	1,581	8,055	21,393	2,165	3,097	5,262
L.M.	475	16,034	452	6,873	23,834	364	602	966
Total	3,506	40,795	7,518	30,580	82,399	4,621	15,096	19,717
Spotted:								
All grades . . .	368	6,836	195	1,474	8,873	1,193	3,629	4,822
Tinged:								
All grades . . .	27	223	-	40	290	79	1,083	1,162
Yellow Stained:								
All grades . . .	-	-	-	-	-	-	9	9
Light Gray:								
All grades . . .	-	1,201	167	651	2,019	6,655	691	7,346
Gray:								
All grades . . .	-	589	41	113	743	402	140	542
Below Grade. . . .								
All grades	40	3,543	36	761	4,380	158	88	246
All grades	17,364	515,131	48,970	342,988	1/ 924,453	1,451,844	171,727	1/ 1,623,571
Grade index. . . .	95.5	96.0	95.4	94.2	95.3	98.8	99.2	98.8
Staple (inches)								
13/16 & shorter. .	19	10	-	-	29	-	56	56
7/8.	228	382	22	88	720	41	660	701
29/32.	337	660	82	228	1,307	5	18	23
15/16.	1,395	5,101	451	1,756	8,703	557	2,667	3,224
31/32.	1,364	9,329	882	4,812	16,387	1,805	5,172	6,977
1	2,207	30,211	4,169	16,462	53,049	9,596	27,309	36,905
1-1/32	5,193	75,152	15,132	66,257	161,734	104,416	92,900	197,316
1-1/16	5,607	289,266	25,530	201,546	521,949	1,297,270	41,038	1,338,308
1-3/32	906	95,627	2,649	49,452	148,634	37,020	1,337	38,357
1-1/8.	99	9,030	53	2,006	11,188	1,076	440	1,516
1-5/32	-	318	-	83	401	58	121	179
1-3/16	9	45	-	92	146	-	9	9
1-7/32	-	-	-	17	17	-	-	-
1-1/4 & longer . .	-	-	-	189	189	-	-	-
All staples. . . .	17,364	515,131	48,970	342,988	1/ 924,453	1,451,844	171,727	1/ 1,623,571
Average staple (32nd inches) . .	32.8	33.9	33.5	33.8	33.8	33.9	33.0	33.8

1/ As reported by the Bureau of the Census, running bales.

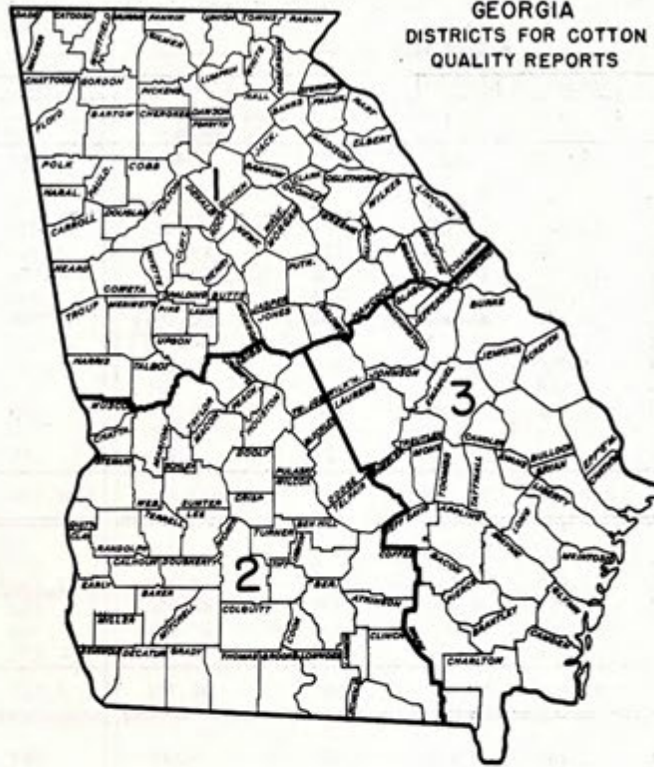


Table 39. -- Grade and staple of upland cotton ginned, by States and districts, 1958-59

Grade and staple	GEORGIA				LOUISIANA				
	Ginned in District			Ginned in the State	Ginned in District				Ginned in the State
	1	2	3		1	2	3	4	
	Bales	Bales	Bales	Bales	Bales	Bales	Bales	Bales	Bales
White:									
G.M.	-	10	31	41	40	-	-	25	65
S.M.	7,269	10,632	16,992	34,893	1,346	-	7,440	5,581	14,367
M+.	5,308	8,991	6,025	20,324	31	-	358	73	462
M.	44,837	92,703	57,104	194,644	13,995	75	45,994	19,915	79,979
S.L.M+.	8,861	13,904	4,557	27,322	464	61	1,334	803	2,662
S.L.M.	13,715	22,011	14,727	50,453	24,297	475	49,283	13,092	87,147
L.M+.	556	1,714	506	2,776	1,302	-	2,495	60	3,857
L.M.	805	1,916	1,588	4,309	11,480	139	24,590	2,712	38,921
S.G.O+.	79	85	8	172	81	-	29	-	110
S.G.O.	87	171	56	314	1,425	21	1,382	705	3,533
G.O+.	-	10	-	10	-	-	-	-	-
G.O.	10	21	-	31	230	-	132	206	568
Total	81,527	152,168	101,594	335,289	54,691	771	133,037	43,172	231,671
Light Spotted:									
G.M.	-	-	60	60	-	-	25	-	25
S.M.	589	1,063	939	2,591	216	44	1,014	589	1,863
M.	1,383	5,156	740	7,279	4,942	955	7,272	2,802	15,971
S.L.M.	814	1,219	105	2,138	7,320	784	5,430	4,337	17,871
L.M.	259	294	8	561	3,099	103	2,041	5,883	11,126
Total	3,045	7,732	1,852	12,629	15,577	1,886	15,782	13,611	46,856
Spotted:									
All grades . . .	256	252	8	516	594	-	2,874	784	4,252
Tinged:									
All grades . . .	59	12	-	71	-	-	26	32	58
Light Gray:									
All grades . . .	64	199	142	405	603	-	623	3,224	4,450
Gray:									
All grades . . .	-	50	127	177	475	-	121	2,238	2,834
Below Grade. . .	16	29	30	75	487	10	111	2,140	2,748
All grades	84,967	160,442	103,753	1/ 349,162	72,427	2,667	152,574	65,201	1/ 292,869
Grade index. . . .	98.7	98.7	99.4	98.9	92.1	92.7	94.2	92.9	93.4
Staple (inches)									
13/16 & shorter. .	-	-	-	-	-	-	-	-	-
7/8.	12	20	35	67	32	-	57	252	341
29/32.	22	10	24	56	83	-	29	-	112
15/16.	196	212	970	1,378	152	33	546	2,286	3,017
31/32.	1,125	707	3,653	5,485	166	-	489	968	1,623
1	6,368	10,034	16,850	33,252	4,220	472	8,640	7,805	21,137
1-1/32	42,702	101,996	51,017	195,715	38,247	1,499	43,276	29,824	112,846
1-1/16	33,050	47,111	29,903	110,064	28,928	639	86,917	23,696	140,180
1-3/32	1,374	331	1,301	3,006	559	24	12,120	370	13,073
1-1/8.	118	-	-	118	20	-	492	-	512
1-5/32	-	-	-	-	-	-	8	-	8
1-3/16	-	21	-	21	-	-	-	-	-
1-7/32	-	-	-	-	-	-	-	-	-
1-1/4 & longer . .	-	-	-	-	20	-	-	-	20
All staples. . . .	84,967	160,442	103,753	1/ 349,162	72,427	2,667	152,574	65,201	1/ 292,869
Average staple (32nd inches) . .	33.3	33.2	33.0	33.2	33.3	33.0	33.7	33.1	33.5

1/ As reported by the Bureau of the Census, running bales.

GEORGIA
DISTRICTS FOR COTTON
QUALITY REPORTS



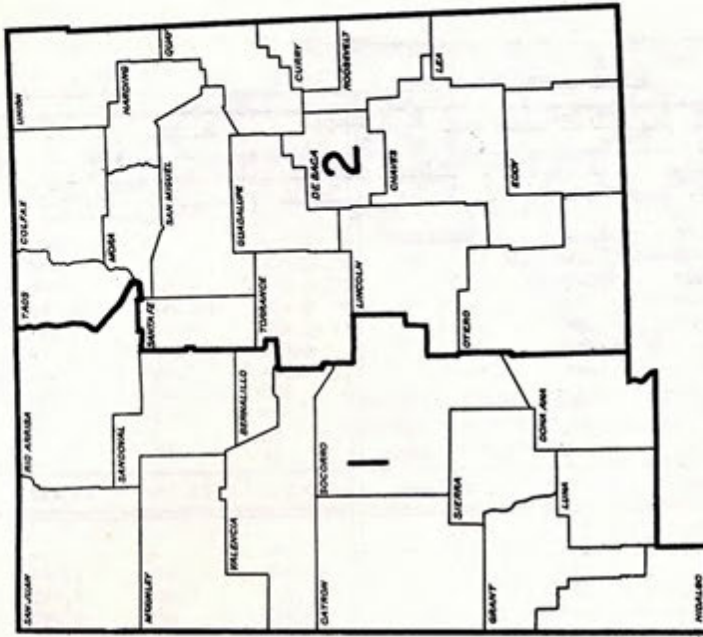
LOUISIANA
DISTRICTS FOR COTTON
QUALITY REPORTS



Table 40. -- Grade and staple of upland cotton ginned, by States and districts, 1958-59

Grade and staple	MISSISSIPPI					NEW MEXICO		
	Ginned in District				Ginned in the State	Ginned in District		Ginned in the State
	1	2	3	4		1	2	
Grade	Bales	Bales	Bales	Bales	Bales	Bales	Bales	Bales
White:								
G.M.	67	64	-	-	131	218	539	757
S.M.	25,011	12,622	2,979	3,009	43,621	15,879	16,900	32,779
M.+	18,468	1,502	3,578	2,267	25,815	1,749	930	2,679
M.	175,270	111,588	24,973	12,982	324,813	46,024	59,322	105,346
S.L.M.+	46,169	3,759	5,325	1,264	56,517	3,833	19,534	23,367
S.L.M.	170,971	61,688	21,903	6,002	260,564	18,604	49,153	67,757
L.M.+	41,115	1,431	1,472	135	44,153	609	6,380	6,989
L.M.	58,074	6,386	4,173	1,510	70,143	1,011	8,028	9,039
S.G.O.+	629	216	85	-	930	7	421	428
S.G.O.	12,297	1,011	326	135	13,769	165	1,527	1,692
G.O.+	11	9	-	-	20	-	9	9
G.O.	2,702	146	65	26	2,939	85	408	493
Total	550,784	200,422	64,879	27,330	843,415	88,184	163,151	251,335
Light Spotted:								
G.M.	-	-	-	-	-	103	-	103
S.M.	3,886	2,942	1,077	207	8,112	2,180	1,966	4,146
M.	18,983	11,739	9,874	2,304	42,900	911	5,658	6,569
S.L.M.	16,227	3,714	4,346	2,904	27,191	763	3,767	4,530
L.M.	5,999	1,042	505	952	8,498	270	1,421	1,691
Total	45,095	19,437	15,802	6,367	86,701	4,227	12,812	17,039
Spotted:								
All grades . . .	5,561	1,941	480	1,023	9,005	842	920	1,762
Tinged:								
All grades . . .	124	105	17	10	256	44	66	110
Light Gray:								
All grades . . .	7,857	1,159	242	24	9,282	271	1,475	1,746
Gray:								
All grades . . .	4,935	194	185	-	5,314	-	18	18
Below Grade. . .	856	115	34	51	1,056	86	416	502
All grades . . .	615,212	223,373	81,639	34,805	1/ 955,029	93,654	178,858	1/ 272,512
Grade index. . .	94.6	97.3	96.1	96.2	95.4	98.8	96.4	97.2
Staple (inches)								
13/16 & shorter. .	-	-	-	-	-	-	981	981
7/8.	396	108	21	7	532	52	2,651	2,703
29/32.	63	132	12	-	207	38	1,338	1,376
15/16.	4,032	697	69	234	5,032	605	9,389	9,994
31/32.	3,085	759	309	473	4,626	185	8,136	8,321
1	24,861	6,689	5,102	3,066	39,718	970	9,021	9,991
1-1/32	109,423	45,076	30,721	12,147	197,367	522	9,334	9,856
1-1/16	339,794	150,653	39,628	18,060	548,135	1,354	26,786	28,140
1-3/32	114,392	17,145	5,429	774	137,740	5,868	45,686	51,554
1-1/8.	18,030	1,885	307	31	20,253	59,636	50,555	110,191
1-5/32	1,039	185	6	13	1,243	23,720	14,549	38,269
1-3/16	88	9	11	-	108	-	267	267
1-7/32	-	10	12	-	22	53	74	127
1-1/4 & longer . .	9	25	12	-	46	651	91	742
All staples. . .	615,212	223,373	81,639	34,805	1/ 955,029	93,654	178,858	1/ 272,512
Average staple (32nd inches) . .	33.9	33.8	33.6	33.4	33.9	36.1	34.4	35.0

1/ As reported by the Bureau of the Census, running bales.



**NEW MEXICO
DISTRICTS FOR COTTON
QUALITY REPORTS**



**MISSISSIPPI
DISTRICTS FOR COTTON
QUALITY REPORTS**

Table 41. -- Grade and staple of upland cotton ginned, by States and districts, 1958-59

Grade and staple	NORTH CAROLINA				OKLAHOMA			
	Ginned in District			Ginned in the State	Ginned in District			Ginned in the State
	1	2	3		1	2	3	
	<u>Grade</u>	<u>Bales</u>	<u>Bales</u>	<u>Bales</u>	<u>Bales</u>	<u>Bales</u>	<u>Bales</u>	<u>Bales</u>
White:								
G.M.	-	-	-	-	103	-	-	103
S.M.	520	3,407	2,002	5,929	11,345	38	365	11,748
M.+	-	432	142	574	1,953	13	166	2,132
M.	23,260	67,823	46,285	137,368	110,818	1,233	7,848	119,899
S.L.M.+	779	2,878	1,316	4,973	9,422	1,645	2,616	13,683
S.L.M.	11,877	56,975	24,493	93,345	42,457	8,513	10,947	61,917
L.M.+	30	437	204	671	2,525	1,679	2,714	6,918
L.M.	251	10,829	1,680	12,760	4,014	2,493	3,449	9,956
S.G.O.+	-	33	-	33	203	922	499	1,624
S.G.O.	-	126	47	173	326	1,423	529	2,278
G.O.+	-	-	-	-	12	78	19	109
G.O.	6	16	-	22	34	277	10	321
Total	36,723	142,956	76,169	255,848	183,212	18,314	29,162	230,688
Light Spotted:								
G.M.	-	-	-	-	56	-	-	56
S.M.	98	21	46	165	22,672	409	1,743	24,824
M.	416	247	265	928	31,267	1,522	2,781	35,570
S.L.M.	91	141	239	471	6,637	714	1,388	8,739
L.M.	3	60	32	95	832	392	371	1,595
Total	608	469	582	1,659	61,464	3,037	6,283	70,784
Spotted:								
All grades	112	65	18	195	5,170	529	293	5,992
Tinged:								
All grades	-	-	-	-	632	12	10	654
Yellow Stained:								
All grades	-	-	-	-	10	-	-	10
Light Gray:								
All grades	48	2,346	522	2,916	15	-	8	23
Gray:								
All grades	-	87	19	106	27	-	-	27
Below Grade. . . .	-	-	-	-	68	224	28	320
All grades	37,491	145,923	77,310	1/ 260,724	250,598	22,116	35,784	1/ 308,498
Grade index. . . .	97.9	96.4	97.7	97.0	97.8	90.5	94.2	96.9
<u>Staple</u> (inches)								
13/16 & shorter. . .	-	-	-	-	828	15	61	904
7/8.	-	-	-	-	10,647	100	801	11,548
29/32.	-	-	-	-	32,948	573	2,958	36,479
15/16.	-	38	126	164	72,018	2,689	8,173	82,880
31/32.	75	215	328	618	63,517	3,988	8,448	75,953
1	752	4,366	8,580	13,698	45,065	6,383	8,150	59,598
1-1/32	11,025	89,707	54,316	155,048	17,189	4,209	4,684	26,082
1-1/16	24,341	49,697	13,854	87,892	5,225	3,036	2,014	10,275
1-3/32	1,290	1,889	96	3,275	1,304	867	449	2,620
1-1/8.	-	11	10	21	818	230	46	1,094
1-5/32	8	-	-	8	657	26	-	683
1-3/16	-	-	-	-	282	-	-	282
1-7/32	-	-	-	-	94	-	-	94
1-1/4 & longer . . .	-	-	-	-	6	-	-	6
All staples. . . .	37,491	145,923	77,310	1/ 260,724	250,598	22,116	35,784	1/ 308,498
Average staple (32nd inches) . . .	33.7	33.3	33.1	33.3	30.7	32.1	31.2	30.9

1/ As reported by the Bureau of the Census, running bales.



**NORTH CAROLINA
DISTRICTS FOR COTTON
QUALITY REPORTS**



**OKLAHOMA
DISTRICTS FOR COTTON
QUALITY REPORTS**

Table 42. -- Grade and staple of upland cotton ginned, by States and districts, 1958-59

Grade and staple	SOUTH CAROLINA				TENNESSEE		
	Ginned in District			Ginned in the State	Ginned in District		Ginned in the State
	1	2	3		1	2	
Grade	Bales	Bales	Bales	Bales	Bales	Bales	Bales
White:							
G.M.	-	-	8	8	100	-	100
S.M.	1,550	3,966	8,479	13,995	34,077	4,391	38,468
M+.	176	1,134	1,420	2,730	2,271	233	2,504
M.	16,847	71,414	45,092	133,353	242,492	10,689	253,181
S.L.M+.	6,181	8,609	4,265	19,055	5,850	260	6,110
S.L.M.	26,485	63,297	17,619	107,401	65,432	2,386	67,818
L.M+.	1,977	2,281	371	4,629	3,402	226	3,628
L.M.	1,244	6,069	1,019	8,332	14,607	504	15,111
S.G.O+.	-	161	-	161	1,144	-	1,144
S.G.O.	9	831	-	840	2,848	36	2,884
G.O+.	-	-	-	-	-	-	-
G.O.	18	-	8	26	230	-	230
Total	54,487	157,762	78,281	290,530	372,453	18,725	391,178
Light Spotted:							
G.M.	-	-	20	20	-	-	-
S.M.	849	2,456	1,809	5,114	1,258	300	1,558
M.	456	1,409	563	2,428	4,881	894	5,775
S.L.M.	613	422	94	1,129	3,850	547	4,397
L.M.	9	103	16	128	4,791	222	5,013
Total	1,927	4,390	2,502	8,819	14,780	1,963	16,743
Spotted:							
All grades . . .	19	141	88	248	1,562	169	1,731
Tinged:							
All grades . . .	-	-	-	-	130	10	140
Light Gray:							
All grades . . .	80	1,042	424	1,546	610	24	634
Gray:							
All grades . . .	16	314	225	555	174	-	174
Below Grade. . .	21	26	-	47	430	8	438
All grades	56,550	163,675	81,520	1/ 301,745	390,139	20,899	1/ 411,038
Grade index. . . .	96.1	96.7	98.7	97.1	97.9	98.9	97.9
Staple (inches)							
13/16 & shorter. .	-	-	-	-	29	-	29
7/8.	-	26	-	26	880	8	888
29/32.	22	36	-	58	797	47	844
15/16.	27	159	74	260	3,015	445	3,460
31/32.	55	131	263	449	6,888	835	7,723
1	3,163	12,117	5,480	20,760	20,577	1,665	22,242
1-1/32	24,616	113,205	47,323	185,144	84,024	4,768	88,792
1-1/16	24,676	36,374	27,238	88,288	253,989	12,061	266,050
1-3/32	3,465	1,454	1,132	6,051	18,799	1,009	19,808
1-1/8.	506	102	10	618	1,053	57	1,110
1-5/32	20	32	-	52	61	-	61
1-3/16	-	17	-	17	9	4	13
1-7/32	-	-	-	-	9	-	9
1-1/4 & longer . .	-	22	-	22	9	-	9
All staples. . . .	56,550	163,675	81,520	1/ 301,745	390,139	20,899	1/ 411,038
Average staple (32nd inches) . .	33.5	33.2	33.3	33.3	33.6	33.4	33.6

1/ As reported by the Bureau of the Census, running bales.

Table 43. -- Grade and staple of upland cotton ginned in Texas, by districts, 1958-59

Grade and staple	Ginned in District										Ginned in the State	
	1	2	3	4	5	6	7	8	9	10		
Grade	Bales	Bales	Bales	Bales	Bales	Bales	Bales	Bales	Bales	Bales	Bales	
White:												
S.G.M.	-	-	-	-	-	-	-	-	-	-	9	9
G.M.	603	161	-	35	147	724	-	1,547	3,692	2,180	-	9,089
S.M.	55,458	34,433	117	9,239	5,363	41,207	956	101,366	30,244	166,083	-	444,466
M.+	3,531	3,305	35	1,044	1,192	1,871	147	13,287	6,130	15,214	-	45,756
M.	358,290	194,051	1,324	76,135	12,640	139,914	7,056	81,157	45,647	177,441	-	1,093,655
S.L.M.+	42,285	20,869	241	8,629	2,188	12,195	1,324	5,278	5,522	7,653	-	106,184
S.L.M.	790,890	122,342	2,288	124,290	20,069	51,317	11,174	14,600	27,688	31,782	-	1,196,440
L.M.+	67,028	7,475	280	8,666	3,364	2,457	667	2,117	1,689	1,742	-	95,485
L.M.	146,777	10,794	1,230	54,142	19,682	4,613	1,843	9,958	6,472	6,748	-	262,259
S.G.O.+	3,501	351	73	1,274	751	171	104	337	49	475	-	7,086
S.G.O.	7,740	570	294	5,272	3,576	802	333	2,422	706	3,657	-	25,372
G.O.+	218	8	7	127	53	-	4	36	-	105	-	558
G.O.	1,185	57	9	911	791	123	34	244	33	819	-	4,206
Total	1,477,506	394,416	5,898	289,764	69,816	255,394	23,642	232,349	127,872	413,908		3,290,565
Light Spotted:												
G.M.	87	86	-	38	18	105	-	168	-	22	-	524
S.M.	37,400	40,016	225	10,302	1,034	2,702	561	13,434	6,261	6,705	-	118,640
M.	267,966	70,503	2,170	51,568	6,586	1,003	2,928	10,689	8,412	8,726	-	430,551
S.L.M.	141,617	15,531	2,239	51,320	9,219	1,634	1,146	4,044	3,954	3,580	-	234,284
L.M.	16,281	1,834	783	11,399	6,733	1,172	373	2,968	1,227	1,341	-	44,111
Total	463,351	127,970	5,417	124,627	23,590	6,616	5,008	31,303	19,854	20,374		828,110
Spotted:												
All grades . .	43,030	10,886	100	1,459	1,324	2,035	132	495	486	997	-	60,944
Tinged:												
All grades . .	8,362	2,680	6	91	89	210	14	-	24	92	-	11,568
Yellow Stained:												
All grades . .	356	93	-	-	-	-	-	-	-	-	-	449
Light Gray:												
All grades . .	3,057	154	-	341	145	3,547	11	410	2,813	79	-	10,557
Gray:												
All grades . .	1,158	76	-	19	88	79	-	39	176	1,009	-	2,644
Below Grade. . .	797	163	13	1,940	771	72	23	425	160	405		4,769
All grades . . .	1,997,617	536,438	11,434	418,241	95,823	267,953	28,830	265,021	151,385	436,864		1/ 4,209,606
Grade Index. . .	94.4	97.3	91.9	93.2	90.9	98.5	95.0	99.8	98.1	100.3		95.9
Staple (Inches)												
13/16 & shorter.	5,008	2,333	28	1,928	583	16	84	362	28	116	-	10,486
7/8.	37,210	26,606	613	25,616	3,378	295	927	3,591	362	608	-	99,196
29/32.	123,528	91,242	3,181	100,327	9,340	-	5,529	9,815	1,313	1,998	-	346,273
15/16.	531,343	225,253	5,701	197,221	18,602	1,510	13,529	49,869	9,320	13,670	-	1,066,018
31/32.	753,767	109,595	1,389	70,564	16,588	34	4,488	91,198	25,607	34,712	-	1,107,942
1	350,557	46,537	181	16,490	18,306	2,544	948	73,741	43,449	101,354	-	654,107
1-1/32	96,978	16,252	30	4,488	15,940	2,022	387	28,308	48,373	185,193	-	397,971
1-1/16	33,836	6,649	53	1,197	9,288	5,109	412	6,802	20,702	89,216	-	173,264
1-3/32	26,578	2,921	202	326	2,521	31,807	568	983	1,957	8,136	-	75,999
1-1/8.	31,398	4,640	56	66	930	123,429	1,282	311	262	1,231	-	163,605
1-5/32	6,401	3,106	-	9	328	99,376	581	31	12	411	-	110,255
1-3/16	742	1,141	-	9	19	1,369	95	10	-	176	-	3,561
1-7/32	175	149	-	-	-	218	-	-	-	21	-	563
1-1/4 & longer .	96	14	-	-	-	234	-	-	-	22	-	366
All staples. . .	1,997,617	536,438	11,434	418,241	95,823	267,953	28,830	265,021	151,385	436,864		1/ 4,209,606
Average staple (32nd inches)	31.0	30.4	29.9	29.9	31.5	36.1	30.6	31.3	32.3	32.7		31.4

1/ As reported by the Bureau of the Census, running bales.

Table 46. -- Tenderability of upland cotton in the carry-over, United States, August 1, 1949-59

Year	Tenderable 1/		Untenderable		Total 2/	
	Bales	Percent	Bales	Percent	Bales	Percent
1949	4,587,827	88.0	627,817	12.0	5,215,644	100.0
1950	5,933,043	88.0	812,208	12.0	6,745,251	100.0
1951	1,834,990	85.6	308,690	14.4	2,143,680	100.0
1952	1,653,556	61.0	1,055,279	39.0	2,708,835	100.0
1953	4,355,511	79.5	1,122,636	20.5	5,478,147	100.0
1954	8,397,006	87.9	1,152,990	12.1	9,549,996	100.0
1955	9,845,421	89.5	1,153,872	10.5	10,999,293	100.0
1956	11,758,679	81.8	2,623,068	18.2	14,381,747	100.0
1957	6,642,554	59.0	4,608,499	41.0	11,251,053	100.0
1958	4,038,903	47.0	4,553,142	53.0	8,592,045	100.0
1959	6,097,811	69.9	2,620,679	30.1	8,718,490	100.0

1/ Qualities tenderable with respect to grade and staple in settlement of cotton futures.
 2/ As reported by the Bureau of the Census, 1959 data preliminary.

Table 47. -- Staple of cotton of foreign growth in the carry-over, August 1, 1951-59

Growth and staple (inches)	1951	1952	1953	1954	1955	1956	1957	1958	1959
	Bales	Bales	Bales	Bales	Bales	Bales	Bales	Bales	Bales
Egyptian:									
1-3/32" and shorter . . .	-	-	2	-	-	38	-	-	-
1-1/8" and 1-5/32" . . .	-	-	8	92	139	-	87	-	-
1-3/16" and 1-7/32" . . .	400	1,397	105	50	224	226	562	64	1,229
1-1/4" to 1-11/32" . . .	2,650	-	4,986	704	1,259	1,580	12	509	-
1-3/8" to 1-15/32" . . .	32,876	26,069	38,489	42,052	13,461	7,618	8,634	6,764	16,139
1-1/2" to 1-19/32" . . .	20,189	5,591	14,499	9,979	14,470	4,437	6,690	657	561
1-5/8" to 1-23/32" . . .	-	-	-	-	1,394	310	459	-	-
1-3/4" and longer . . .	-	-	-	-	-	-	-	-	-
All staples 1/ . . .	56,115	33,057	58,089	52,877	30,947	14,209	16,444	7,994	17,929
Peruvian:									
1-3/32" and shorter . . .	-	-	-	-	-	-	-	-	-
1-1/8" and 1-5/32" . . .	-	-	4	-	-	2	3	-	-
1-3/16" and 1-7/32" . . .	217	102	201	45	46	256	256	-	548
1-1/4" to 1-11/32" . . .	3,989 2/	68	469	-	-	-	8	103	-
1-3/8" to 1-15/32" . . .	-	1,015	380	67	143	2,543	3	398	1,081
1-1/2" to 1-19/32" . . .	-	582	733	485	3,456	1,080	2,904	990	1,031
1-5/8" to 1-23/32" . . .	-	2,216	1,570	1,595	1,644	2,177	1,137	1,528	3,534
1-3/4" and longer . . .	-	-	-	-	-	1,070	-	609	-
All staples 1/ . . .	4,206	3,983	3,357	2,192	5,289	7,128	4,311	3,628	6,194
Indian: 1/									
13/16" and shorter . . .	51,408	29,918	27,168	19,197	21,796	16,970	13,756	16,808	13,253
Other Foreign: 3/									
13/16" and shorter . . .	109	53	2,724	23	4	-	32	-	-
7/8" and 29/32"	-	-	-	-	2,843	42	-	-	-
15/16" and 31/32"	-	-	-	-	2,960	59	-	177	-
1" and 1-1/32"	-	-	660	-	1	84	689	1,998	130
1-1/16" and 1-3/32"	-	-	355	-	618	40	369	3,156	423
1-1/8" and 1-5/32"	-	1,748	-	-	-	-	50	1,031	181
1-3/16" and 1-7/32"	-	469	-	251	-	-	1,295	37	757
1-1/4" and longer	1,086	966	1,973	622	943	36	2,042	56	26
All staples 1/ . . .	1,195	3,236	5,712	896	7,369	261	4,477	6,455	1,517
All Foreign 1/	112,924	70,194	94,326	75,162	65,401	38,568	38,988	34,885	38,893

1/ As reported by the Bureau of the Census.
 2/ Includes those staples longer than 1-1/4" prior to 1952.
 3/ Includes American Sea Island cotton in most recent years.

Table 48. -- Grade and staple of American-Egyptian cotton in the carry-over, United States, August 1, 1958 ^{1/}

Grade	1-3/8" and shorter	1-7/16"	1-1/2"	1-9/16" and longer	Total
	<u>Bales</u>	<u>Bales</u>	<u>Bales</u>	<u>Bales</u>	
1	10	222	145	-	377
2	871	5,037	1,790	398	8,096
3	4,151	21,435	4,360	337	30,283
4	12,072	26,903	2,206	284	41,465
5	11,808	4,486	228	10	16,532
6	6,113	1,019	-	-	7,132
7	2,919	663	-	-	3,582
8	1,464	129	-	-	1,593
9	604	63	-	-	667
10	350	-	-	-	350
Total	40,362	59,957	8,729	1,029	^{2/} 110,077
Percent	36.7	54.5	7.9	.9	100.0
	<u>Percent</u>	<u>Percent</u>	<u>Percent</u>	<u>Percent</u>	<u>Percent</u>
1	*	0.4	1.7	-	0.3
2	2.2	8.4	20.5	38.7	7.4
3	10.3	35.8	49.9	32.7	27.5
4	29.9	44.8	25.3	27.6	37.7
5	29.3	7.5	2.6	1.0	15.0
6	15.1	1.7	-	-	6.5
7	7.2	1.1	-	-	3.3
8	3.6	.2	-	-	1.4
9	1.5	.1	-	-	.6
109	-	-	-	.3
Total	100.0	100.0	100.0	100.0	100.0

^{1/} Revised.

^{2/} As reported by the Bureau of the Census. Includes approximately 700 bales of Sealand and Sea Island.

* Less than 0.05 percent.

Table 49. -- Grade and staple of American-Egyptian cotton in the carry-over, United States, August 1, 1959 ^{1/}

Grade	1-3/8" and shorter	1-7/16"	1-1/2"	1-9/16" and longer	Total
	<u>Bales</u>	<u>Bales</u>	<u>Bales</u>	<u>Bales</u>	
1	17	404	17,814	170	18,405
2	659	7,378	10,215	81	18,333
3	2,992	38,183	7,180	126	48,481
4	6,573	20,895	3,560	7	31,035
5	947	1,927	476	3	3,353
6	1,210	567	163	-	1,940
7	910	347	58	-	1,315
8	266	83	4	-	353
9	116	50	8	458	632
10	-	-	-	-	-
Total	13,690	69,834	39,478	845	^{2/} 123,847
Percent	11.1	56.3	31.9	.7	100.0
	<u>Percent</u>	<u>Percent</u>	<u>Percent</u>	<u>Percent</u>	<u>Percent</u>
11	.6	45.2	20.1	14.9
2	4.8	10.6	25.9	9.6	14.8
3	21.9	54.6	18.2	14.9	39.0
4	48.2	29.9	9.0	.8	25.1
5	6.9	2.8	1.2	.4	2.7
6	8.8	.8	.4	-	1.6
7	6.6	.5	.1	-	1.1
8	1.9	.1	*	-	.3
98	.1	*	54.2	.5
10	-	-	-	-	-
Total	100.0	100.0	100.0	100.0	100.0

^{1/} Revised.

^{2/} As reported by the Bureau of the Census. Includes approximately 1,400 bales of Sealand and Sea Island.

* Less than 0.05 percent.

Table 50. -- Grade and staple of upland cotton in the carry-over, by places of storage, United States, August 1, 1956-59

Grade and staple	Consuming establishments				Public warehouses, compresses, and elsewhere ^{1/}				All places of storage			
	1956	1957	1958	1959	1956	1957	1958	1959	1956	1957	1958	1959
Grade	Bales	Bales	Bales	Bales	Bales	Bales	Bales	Bales	Bales	Bales	Bales	Bales
Whiter:												
S.G.M.	-	-	-	-	-	-	9	-	-	-	9	-
G.M.	10,012	11,748	14,229	12,006	36,499	36,020	14,205	16,901	46,511	47,768	28,434	28,907
S.M.	129,026	202,198	216,116	105,125	1,099,360	543,328	342,419	799,803	1,228,386	745,526	558,535	904,928
M.	276,702	313,113	356,588	148,356	4,225,329	2,004,013	855,046	2,610,002	4,502,031	2,317,126	1,211,634	2,758,358
S.L.M.	242,398	358,983	365,848	241,167	3,908,392	1,937,924	853,089	1,349,303	4,150,790	2,296,907	1,218,937	1,590,470
L.M.	86,882	95,432	108,816	118,409	1,584,688	851,098	466,896	232,059	1,671,570	946,530	575,712	350,468
S.G.O.	25,203	37,345	30,455	30,786	314,446	245,904	123,144	32,387	339,649	283,249	153,599	63,173
G.O.	2,265	1,507	4,322	3,977	71,745	64,426	29,491	3,841	74,010	65,933	33,813	7,818
Total	772,488	1,020,326	1,096,374	659,826	11,240,459	5,682,713	2,684,299	5,044,296	12,012,947	6,703,039	3,780,673	5,704,122
Spotted:												
G.M.	433	642	5,480	4,595	7,241	8,057	13,905	4,128	7,674	8,699	19,385	8,723
S.M.	10,714	12,795	78,385	62,458	251,042	605,836	428,837	450,687	261,756	618,591	507,222	513,145
M.	28,357	32,933	164,292	110,516	732,997	1,659,216	1,034,562	806,663	761,354	1,692,149	1,198,874	917,179
S.L.M.	18,710	17,789	118,391	106,536	889,469	1,208,783	1,466,924	662,644	908,179	1,226,572	1,585,315	769,180
L.M.	7,886	2,046	64,563	56,895	223,429	403,876	582,592	365,756	231,315	405,922	647,155	422,651
Total	66,100	66,165	431,111	341,000	2,104,178	3,885,768	3,526,840	2,289,878	2,170,278	3,951,933	3,957,951	2,630,878
Tinged:												
G.M.	-	-	13	-	326	576	357	239	326	576	370	239
S.M.	332	1,005	1,725	2,262	8,203	24,640	25,515	4,074	8,535	25,645	27,240	6,336
M.	1,733	3,655	9,302	8,347	30,684	168,319	197,715	46,732	32,417	171,974	207,017	55,079
S.L.M.	-	8,925	8,579	17,645	33,595	146,975	259,277	124,668	33,595	155,900	267,856	142,313
L.M.	-	369	3,704	8,689	10,399	44,975	95,421	51,884	10,399	45,344	99,125	60,573
Total	2,065	13,954	23,323	36,943	83,207	385,485	578,285	227,597	85,272	399,439	601,608	264,540
Yellow Stained:												
G.M.	-	-	-	-	10	-	-	-	10	-	-	-
S.M.	42	-	-	344	209	2,964	4,136	572	251	2,964	4,136	916
M.	130	36	595	2,125	3,382	27,569	54,053	27,920	3,512	27,605	54,648	30,045
Total	172	36	595	2,469	3,601	30,533	58,189	28,492	3,773	30,569	58,784	30,961
Gray:												
G.M.	-	-	-	-	1,402	97	50	-	1,402	97	50	-
S.M.	945	224	761	956	17,078	8,971	9,921	2,489	18,023	9,195	10,682	3,445
M.	5,406	3,810	5,576	5,787	48,529	62,165	49,387	12,353	53,935	65,975	54,963	18,140
S.L.M.	2,216	400	7,583	3,461	24,596	41,231	33,123	3,603	26,812	41,631	40,706	7,064
Total	8,567	4,434	13,920	10,204	91,605	112,464	92,481	18,445	100,172	116,898	106,401	28,649
Below Grade, . .	836	1,768	6,911	11,560	8,469	47,407	79,715	47,780	9,305	49,175	86,626	59,340
All Grades ^{2/}	850,228	1,106,683	1,572,234	1,062,002	13,531,519	10,144,370	7,019,809	7,656,488	14,381,747	11,251,053	8,592,043	8,718,490
Grade Index, . .	95.5	95.7	93.8	92.9	93.9	91.5	88.4	95.3	94.0	91.9	89.4	95.0
Staple (32nd inches)												
13/16" and shorter	1,545	1,013	2,677	4,492	447,438	248,353	121,182	45,429	448,983	249,366	123,859	49,921
7/8"	27,384	33,466	35,014	25,051	1,084,853	778,195	572,987	486,508	1,112,237	811,621	608,001	511,559
29/32"	18,891	15,540	28,728	45,145	1,070,959	694,044	794,114	904,006	1,089,850	709,584	822,842	979,151
15/16"	27,621	71,598	65,546	69,277	1,170,248	1,108,155	1,146,894	1,369,187	1,197,869	1,179,753	1,212,440	1,438,464
31/32"	32,425	18,055	70,306	71,762	815,566	805,246	874,357	670,503	847,991	823,301	944,663	742,265
1"	130,725	164,569	177,520	145,767	1,243,917	1,639,657	1,196,116	731,131	1,374,642	1,804,226	1,373,636	876,898
1-1/32"	199,868	212,167	367,126	276,982	2,593,604	2,702,118	1,346,280	1,258,516	2,793,472	2,914,285	1,713,406	1,535,498
1-1/16"	225,126	379,714	526,472	271,824	3,368,126	1,726,101	754,698	1,699,275	3,593,252	2,105,815	1,281,170	1,971,099
1-3/32"	119,758	110,934	185,301	92,085	1,048,190	229,014	122,012	283,441	1,167,948	339,948	307,313	375,526
1-1/8"	45,589	59,914	76,409	38,260	303,439	114,969	57,505	127,095	349,028	174,883	133,914	165,315
1-5/32"	13,309	24,983	24,742	14,750	314,275	79,864	18,491	43,905	327,584	104,647	43,233	58,655
1-3/16"	3,996	9,512	6,830	3,853	55,382	13,180	7,361	6,625	59,378	22,692	14,191	10,478
1-7/32"	1,285	1,530	2,172	1,369	7,457	1,553	3,737	446	8,742	3,083	5,909	1,815
1-1/4" and longer	2,706	3,688	3,391	1,385	8,065	3,961	4,075	461	10,771	7,649	7,466	1,846
All staples ^{2/}	850,228	1,106,683	1,572,234	1,062,002	13,531,519	10,144,370	7,019,809	7,656,488	14,381,747	11,251,053	8,592,043	8,718,490
Average staple	33.2	33.3	33.3	32.9	32.2	31.8	31.3	31.7	32.2	32.0	31.7	31.9

^{1/} The "elsewhere" cotton, as reported by the Bureau of the Census, amounted to 309,000 for 1956, 297,000 for 1957, 391,000 for 1958 and 220,000 for 1959.
^{2/} As reported by the Bureau of the Census.

Table 51. -- Carry-over, crop, supply and disappearance of upland cotton, by grade groupings, United States, 1942-59

Year beginning August 1	White 1/					Spotted			Other Colored 2/	All grades 3/	
	Good Middling and higher	Strict Middling	Middling	Strict Low Middling	Low Middling	Strict Good Ordinary & Good Ordinary	Strict Middling and higher	Middling			Strict Low Middling
	1,000 bales	1,000 bales	1,000 bales	1,000 bales	1,000 bales	1,000 bales	1,000 bales	1,000 bales			1,000 bales
	CARRY-OVER										
1942	77	966	2,761	2,852	1,174	428	622	775	371	449	10,475
1943	70	710	2,689	2,861	1,524	627	494	793	387	375	10,530
1944	90	1,043	2,770	2,970	1,397	564	489	702	276	258	10,559
1945	64	784	2,696	2,954	1,469	1,005	574	774	269	417	11,006
1946	36	594	1,943	1,720	760	934	261	356	187	374	7,165
1947	52	419	646	489	242	313	27	48	56	100	2,392
1948	57	530	1,005	520	295	214	49	75	87	156	2,988
1949	40	666	1,999	1,420	437	120	115	150	108	161	5,216
1950	44	718	2,376	2,108	562	68	266	383	80	140	6,745
1951	25	319	809	538	116	50	48	78	46	115	2,144
1952	14	200	595	502	348	186	47	151	289	377	2,709
1953	51	761	1,906	1,186	389	144	169	306	266	300	5,478
1954	70	1,327	3,501	2,249	1,190	253	167	291	303	199	9,550
1955	66	1,370	4,106	3,118	1,080	210	255	336	267	191	10,999
1956	47	1,228	4,502	4,151	1,672	414	269	761	908	430	14,382
1957	48	746	2,317	2,297	947	349	627	1,691	1,227	1,002	11,251
1958	28	559	1,212	1,218	576	187	527	1,199	1,585	1,501	8,592
1959	29	905	2,759	1,590	350	71	522	917	769	806	8,718
	CROP										
1942	40	855	4,302	3,916	1,243	475	605	538	196	193	12,363
1943	163	1,475	3,584	3,745	1,009	238	413	294	64	84	11,069
1944	11	486	3,702	4,333	1,484	646	270	380	130	389	11,831
1945	10	364	2,328	2,924	1,196	813	273	399	161	341	8,809
1946	34	655	2,652	2,866	781	440	381	451	122	133	8,515
1947	365	2,452	4,080	1,780	820	365	698	378	263	355	11,556
1948	111	1,762	5,579	3,578	1,031	445	692	493	306	580	14,577
1949	50	924	4,311	5,218	1,763	331	864	1,333	475	636	15,905
1950	26	713	3,005	2,933	660	161	698	824	262	564	9,846
1951	41	1,040	4,840	4,141	1,443	371	651	951	769	779	15,026
1952	92	1,591	5,600	3,876	1,171	261	511	1,013	420	323	14,858
1953	63	2,099	5,716	4,175	2,154	604	281	338	436	387	16,253
1954	43	1,531	4,889	4,276	1,173	314	296	458	255	342	13,577
1955	42	905	4,078	4,504	1,804	469	235	940	924	600	14,501
1956	123	1,719	4,489	3,201	913	205	642	1,060	405	344	13,102
1957	63	828	2,731	2,329	745	166	245	938	1,474	1,282	10,801
1958	23	1,107	4,375	3,373	814	116	213	688	408	237	11,354
	SUPPLY 4/										
1942	117	1,821	7,063	6,768	2,417	903	1,227	1,313	567	642	22,838
1943	233	2,185	6,273	6,606	2,533	865	907	1,087	451	459	21,599
1944	101	1,529	6,472	7,303	2,881	1,210	759	1,082	406	647	22,390
1945	74	1,148	5,024	5,878	2,665	1,818	847	1,173	430	758	19,815
1946	70	1,249	4,595	4,586	1,541	1,374	642	807	309	507	15,680
1947	417	2,871	4,726	2,269	1,062	678	725	426	319	455	13,948
1948	168	2,292	6,584	4,098	1,326	659	741	568	393	736	17,565
1949	90	1,590	6,310	6,638	2,200	451	979	1,483	583	797	21,121
1950	70	1,431	5,381	5,041	1,222	229	964	1,207	342	704	16,591
1951	66	1,359	5,649	4,679	1,559	421	699	1,029	815	894	17,170
1952	106	1,791	6,195	4,378	1,519	447	558	1,164	709	700	17,567
1953	114	2,860	7,622	5,361	2,543	748	450	644	702	687	21,731
1954	113	2,858	8,390	6,525	2,363	567	463	749	558	541	23,127
1955	108	2,275	8,184	7,622	2,884	679	490	1,276	1,191	791	25,500
1956	170	2,947	8,991	7,352	2,585	620	911	1,821	1,313	774	27,484
1957	111	1,574	5,048	4,626	1,692	515	872	2,629	2,701	2,284	22,052
1958	51	1,666	5,587	4,591	1,390	303	740	1,887	1,993	1,738	19,946
	DISAPPEARANCE 5/										
1942	47	1,111	4,374	3,907	893	276	733	520	180	267	12,308
1943	143	1,142	3,503	3,636	1,136	301	418	385	175	201	11,040
1944	37	745	3,776	4,349	1,412	205	185	308	137	230	11,384
1945	38	554	3,081	4,158	1,905	884	586	817	243	384	12,650
1946	18	830	3,949	4,097	1,299	1,061	615	759	253	407	13,288
1947	360	2,341	3,721	1,749	767	464	676	351	232	299	10,960
1948	128	1,626	4,585	2,678	889	539	626	418	285	575	12,349
1949	46	872	3,934	4,530	1,638	383	713	1,100	503	657	14,376
1950	45	1,112	4,572	4,503	1,106	179	916	1,129	296	589	14,447
1951	52	1,159	5,055	4,177	1,211	235	651	878	526	517	14,461
1952	55	1,030	4,289	3,192	1,130	303	389	858	443	400	12,089
1953	44	1,533	4,121	3,112	1,353	495	283	353	398	489	12,181
1954	47	1,488	4,284	3,407	1,283	357	208	413	291	350	12,128
1955	61	1,047	3,682	3,471	1,212	265	221	515	283	361	11,118
1956	122	2,201	6,674	5,055	1,638	271	284	130	86	-228	16,233
1957	83	1,015	3,835	3,408	1,116	328	345	1,430	1,116	783	13,459
1958	22	761	2,828	3,001	1,040	232	218	970	1,224	932	11,228

1/ Official standards for Extra White cotton abolished effective August 15, 1953. White and Extra White combined in 1952 and earlier years and Good Middling includes higher grades. Plus grades of White included with straight grades; Light Spotted with Spotted; and Light Gray with Gray.

2/ Other Colored includes Low Middling Spotted; all grades of Tinged, Yellow Stained and Gray.

3/ As reported by the Bureau of the Census.

4/ Carry-over at the beginning of the season plus crop.

5/ Supply minus carry-over at the end of the season.

Table 52. -- Carry-over, crop, supply and disappearance of upland cotton, by staple groupings, United States, 1942-59

Season beginning August 1	13/16" and shorter	7/8" and 29/32"	15/16" and 31/32"	1" and 1-1/32"	1-1/16" and 1-3/32"	1-1/8" and 1-5/32"	1-3/16" and 1-7/32"	1-1/4" and longer	All lengths 1/
	bales	bales	bales	bales	bales	bales	bales	bales	bales
CARRY-OVER									
1942	876	2,751	2,335	2,570	1,301	472	107	63	10,475
1943	1,075	2,711	2,040	2,246	1,723	521	136	78	10,530
1944	1,327	2,525	2,208	2,631	1,288	386	137	57	10,559
1945	1,166	2,693	2,010	2,764	1,833	385	104	51	11,006
1946	562	1,172	1,228	2,103	1,562	385	105	48	7,165
1947	25	164	343	1,022	544	213	52	29	2,392
1948	53	242	398	1,219	795	238	29	14	2,988
1949	23	122	356	2,139	2,293	255	18	10	5,216
1950	54	512	704	2,351	2,751	297	50	26	6,745
1951	14	105	191	668	849	247	48	22	2,144
1952	72	453	384	955	691	102	30	22	2,709
1953	207	867	681	1,730	1,802	150	30	11	5,478
1954	187	1,326	1,376	3,104	3,157	354	36	10	9,550
1955	220	1,759	1,743	3,419	3,266	526	55	11	10,999
1956	449	2,202	2,046	4,168	4,761	677	68	11	14,382
1957	249	1,521	2,003	4,718	2,446	280	26	8	11,251
1958	124	1,431	2,157	3,088	1,588	177	20	7	8,592
1959	50	1,491	2,181	2,412	2,346	224	12	2	8,718
CROP									
1942	531	1,668	2,586	4,331	2,518	521	110	98	12,363
1943	858	1,257	2,593	4,230	1,631	302	142	56	11,069
1944	550	1,330	2,188	4,884	2,539	254	65	21	11,831
1945	234	677	1,697	3,699	2,262	181	40	19	8,809
1946	168	620	1,108	3,494	2,879	201	30	15	8,515
1947	813	1,263	1,774	4,988	2,581	128	7	2	11,556
1948	569	1,230	1,663	5,724	5,095	279	12	5	14,577
1949	615	2,493	2,376	4,956	5,069	314	64	18	15,905
1950	176	1,074	1,092	3,002	4,212	206	67	17	9,846
1951	288	2,080	1,625	5,264	5,446	258	59	6	15,026
1952	499	1,889	1,714	5,292	5,135	293	34	2	14,858
1953	81	1,698	2,172	5,814	6,100	364	23	1	16,253
1954	264	1,756	1,918	5,298	3,890	415	32	4	13,577
1955	372	1,683	1,561	3,807	6,506	547	22	3	14,501
1956	162	1,049	1,580	5,198	4,641	458	12	2	13,102
1957	56	837	1,866	3,498	4,132	406	5	1	10,801
1958	13	505	2,466	3,178	4,682	504	5	1	11,354
SUPPLY 2/									
1942	1,407	4,419	4,921	6,901	3,819	993	217	161	22,838
1943	1,933	3,968	4,633	6,476	3,354	823	278	134	21,599
1944	1,877	3,855	4,396	7,515	3,827	640	202	78	22,390
1945	1,400	3,370	3,707	6,463	4,095	566	144	70	19,815
1946	730	1,792	2,336	5,597	4,441	586	135	63	15,680
1947	838	1,427	2,117	6,010	3,125	341	59	31	13,948
1948	622	1,472	2,061	6,943	5,890	517	41	19	17,565
1949	638	2,615	2,732	7,095	7,362	569	82	28	21,121
1950	230	1,586	1,796	5,353	6,963	503	117	43	16,591
1951	302	2,185	1,816	5,932	6,295	505	107	28	17,170
1952	571	2,342	2,098	6,247	5,826	395	64	24	17,567
1953	288	2,565	2,853	7,544	7,902	514	53	12	21,731
1954	451	3,082	3,294	8,402	7,047	769	68	14	23,127
1955	592	3,442	3,304	7,226	9,772	1,073	77	14	25,500
1956	611	3,251	3,626	9,366	9,402	1,135	80	13	27,484
1957	305	2,358	3,869	8,216	6,578	686	31	9	22,052
1958	137	1,936	4,623	6,266	6,270	681	25	8	19,946
DISAPPEARANCE 3/									
1942	332	1,708	2,881	4,655	2,096	472	81	83	12,308
1943	606	1,443	2,425	3,845	2,066	437	141	77	11,040
1944	711	1,162	2,386	4,751	1,994	255	98	27	11,384
1945	838	2,198	2,479	4,360	2,533	181	39	22	12,650
1946	705	1,628	1,993	4,575	3,897	373	83	34	13,288
1947	785	1,185	1,719	4,791	2,330	103	30	17	10,960
1948	599	1,350	1,705	4,804	3,597	262	23	9	12,349
1949	584	2,103	2,028	4,744	4,611	272	32	2	14,376
1950	216	1,481	1,605	4,685	6,114	256	69	21	14,447
1951	230	1,732	1,432	4,977	5,604	403	77	6	14,461
1952	364	1,475	1,417	4,517	4,024	245	34	13	12,089
1953	101	1,239	1,477	4,440	4,745	160	17	2	12,181
1954	231	1,323	1,551	4,983	3,781	243	13	3	12,128
1955	143	1,240	1,258	3,058	5,011	396	9	3	11,118
1956	362	1,730	1,623	4,648	6,956	855	54	5	16,233
1957	181	927	1,712	5,127	4,990	509	11	2	13,459
1958	87	445	2,442	3,854	3,924	457	13	6	11,228

1/ As reported by the Bureau of the Census.

2/ Carry-over at the beginning of the season plus crop.

3/ Supply minus carry-over at the end of the season.

Table 53. -- Grade and staple of upland cotton in the supply, United States, 1958-59 1/2

Grade	13/16 inch and shorter		7/8 inch		29/32 inch		15/16 inch		31/32 inch		1 inch		1-1/32 inches		1-1/16 inches		1-3/32 inches		1-1/8 inches		1-5/32 inches		1-3/16 inches		1-7/32 inches		1-1/4 inches and longer		All staples								
	Bales	Percent	Bales	Percent	Bales	Percent	Bales	Percent	Bales	Percent	Bales	Percent	Bales	Percent	Bales	Percent	Bales	Percent	Bales	Percent	Bales	Percent	Bales	Percent	Bales	Percent	Bales	Percent	Bales	Percent							
White:																																					
S.G.M.	6,724	78,663	301,240	1,047,625	1,303,743	1,506,865	2,896,360	4,980,002	800,411	445,723	195,561	15,327	3,849	6,142	13,588,535	66.1																					
G.M.	211	1,474	1,507	2,997	2,064	1,884	2,464	4,242	1,887	1,126	540	74																									
S.M.	6,861	45,139	80,438	141,472	114,271	98,641	114,882	74,500	22,530	15,670	2,720	1,343	926																								
M.	14,063	113,391	223,526	418,681	316,591	264,225	317,197	174,534	29,237	9,491	1,991	767	1,164																								
S.L.M.	18,717	190,884	373,594	490,453	275,874	264,616	258,495	106,279	11,987	2,702	552	544	1,148																								
L.M.	11,083	60,619	73,676	137,123	119,505	190,730	154,758	33,674	2,161	482	281	417	37																								
Total	51,835	411,507	752,741	1,190,726	828,325	820,096	844,796	393,229	67,402	29,471	6,084	3,145	2,875	2,506	5,404,738	27.1																					
Tinged:																																					
G.M.																																					
S.M.	523	5,735	6,005	7,767	4,199	3,344	1,199	309	51	97	36																										
M.	16,234	70,357	51,500	45,736	16,029	10,321	4,049	986	193	74	37	74	17																								
S.L.M.	27,131	86,485	59,935	54,194	19,536	15,158	10,010	2,221	183	36	74	37																									
L.M.	10,668	23,328	9,328	18,672	10,260	16,959	9,645	1,570																													
Total	54,556	185,984	127,009	126,529	50,024	45,859	24,903	5,099	427	283	184	111	17	181	621,166	3.1																					
Yellow Stained:																																					
G.M.																																					
S.M.	462	1,245	1,186	940	155	146	26																														
M.	8,126	19,424	13,749	10,306	1,864	1,288	297																														
Total	8,588	20,669	14,935	11,246	2,019	1,434	323																														
Gray:																																					
G.M.	12	672	4,345	12,038	20,715	46,270	54,710	19,991	2,416	2,034	1,810	50																									
S.M.	22	103	284	926	1,434	3,282	8,646	6,827	1,153	1,767	1,597	90																									
M.	20	1,091	2,192	5,790	9,521	25,720	31,827	10,359	1,123	229	203																										
S.L.M.	51	1,518	1,869	5,322	9,708	17,230	14,093	2,725	122																												
Total	105	2,672	4,345	12,038	20,715	46,270	54,710	19,991	2,416	2,034	1,810	50																									
Below Grade	14,697	26,063	9,716	20,994	8,618	16,490	7,228	741	38			3																									
All grades	136,505	725,578	1,209,986	2,409,358	2,213,444	2,437,014	3,828,320	5,399,179	870,731	477,511	203,639	18,636	6,741	8,666	19,945,508	100.0																					
All grades	Percent	Percent	Percent	Percent	Percent	Percent	Percent	Percent	Percent	Percent	Percent	Percent	Percent	Percent	Percent	Percent	Percent	Percent	Percent	Percent	Percent	Percent	Percent	Percent	Percent	Percent	Percent	Percent	Percent	Percent	Percent	Percent	Percent	Percent	Percent	Percent	Percent
All grades	7	3.6	6.1	12.1	11.1	12.2	19.2	27.1	4.4	2.4	1.0	.1			100.0																						
1/2 1958 carry-over plus 1958-59 crop.																																					
* Less than 0.05 percent.																																					
Grade index 93.0																																					
Average staple 32.3																																					