

COTTON QUALITY STATISTICS

UNITED STATES

1959-60



UNITED STATES DEPARTMENT OF AGRICULTURE
Agricultural Marketing Service Cotton Division
Washington, D. C.

Statistical Bulletin No. 270

October 1960

CONTENTS

Table No.		Page No.
	Introduction	3
	Distribution of Cotton Production: United States.	4
	United States tables:	
1	Grade and staple of upland cotton ginned in the United States, 1959-60	5
2	Grade and staple of upland cotton ginned in the United States, 1959-60	6
3	Grade and staple of American-Egyptian cotton ginned, by States and United States, 1959-60.	7
4	Grade and staple of upland cotton ginned in the United States, during specified periods, 1959-60	8
5	Grade and staple of American-Egyptian cotton ginned in the United States, during specified periods, 1959-60.	9
6	Grade index and average staple of upland cotton ginned in the United States, by States, crops of 1956-59	10
7	Preparation of upland cotton ginned in the United States, by States, 1959-60	11
8	Tenderability of upland cotton ginned, by States, 1959-60.	12
9	Tenderability of upland cotton ginned in the United States, 1945-59.	12
	State tables, 1959-60 upland crop:	
10-28	Grade and staple of upland cotton (cross-classification)	13-31
29-38	Grade and staple of upland cotton ginned by specified periods.	32-41
39-45	Grade and staple of upland cotton ginned by districts.	42-55
	Carry-over tables:	
46	Grade and staple of upland cotton in the carry-over, United States, August 1, 1959	56
47	Grade and staple of upland cotton in the carry-over, United States, August 1, 1960	57
48	Tenderability of upland cotton in the carry-over, United States, August 1, 1949-60	58
49	Staple of cotton of foreign growth in the carry-over, August 1, 1952-60.	58
50	Grade and staple of American-Egyptian cotton in the carry-over, United States, August 1, 1959.	59
51	Grade and staple of American-Egyptian cotton in the carry-over, United States, August 1, 1960.	59
52	Grade and staple of upland cotton in the carry-over, by places of storage, United States, August 1, 1958-60.	60
	Supply and disappearance tables:	
53	Carry-over, crop, supply and disappearance of upland cotton, by grade groupings, United States, 1943-60.	61
54	Carry-over, crop, supply and disappearance of upland cotton, by staple groupings, United States, 1943-60	62
55	Grade and staple of upland cotton in the supply, United States, 1959-60.	63

For sale by the Superintendent of Documents, U.S. Government Printing Office, Washington 25, D. C.

Cotton Quality Statistics, United States

1959-60

Introduction

This report contains information on the quality of cotton ginned during the 1959-60 season, and on the quality of cotton on hand in the United States on August 1, 1960. To facilitate comparison certain data contained in the reports for previous years are included. This information should be helpful to cotton growers and breeders and to merchants, consumers, research workers and others interested in the quality of the crop and the carry-over.

Estimates of the quality of the ginnings for most of the States are based on the classification of samples representing approximately 10 percent of the crop of upland cotton. The proportions of the various qualities found in the samples classed were applied to total ginnings as reported by the Bureau of the Census for upland and American-Egyptian cotton. For the purpose of preparing the estimates most cotton-producing States are divided into districts. Samples classed were applied to ginnings by ginning periods for all cotton-producing States as well as by districts for most cotton-producing States.

The report for the carry-over includes statistics on the grade and staple of upland and American-Egyptian cotton and on the staple of cotton of foreign growth in the United States on August 1, 1960. Estimates on the quality of cotton in the 1960 carry-over were based on actual re-sampling and classification of a representative proportion of the cotton stored in mills and in public storage including CCC stocks. Sample data were compiled for each State and for the principal types of storage and were raised to correspond with the number of bales reported by the Bureau of the Census.

Statistics by grades for the 1959-crop of upland cotton and the August 1, 1960 upland carry-over include estimates for White Plus, Light Spotted and Light Gray grades. The Official Cotton Standards of the United States for Grade of American Upland Cotton incorporate new descriptive standards for these grades effective on and after August 1, 1960.

Data presented in this bulletin on the tenderability of cotton on futures contracts indicates the quantities tenderable and untenderable with respect to grade and staple.

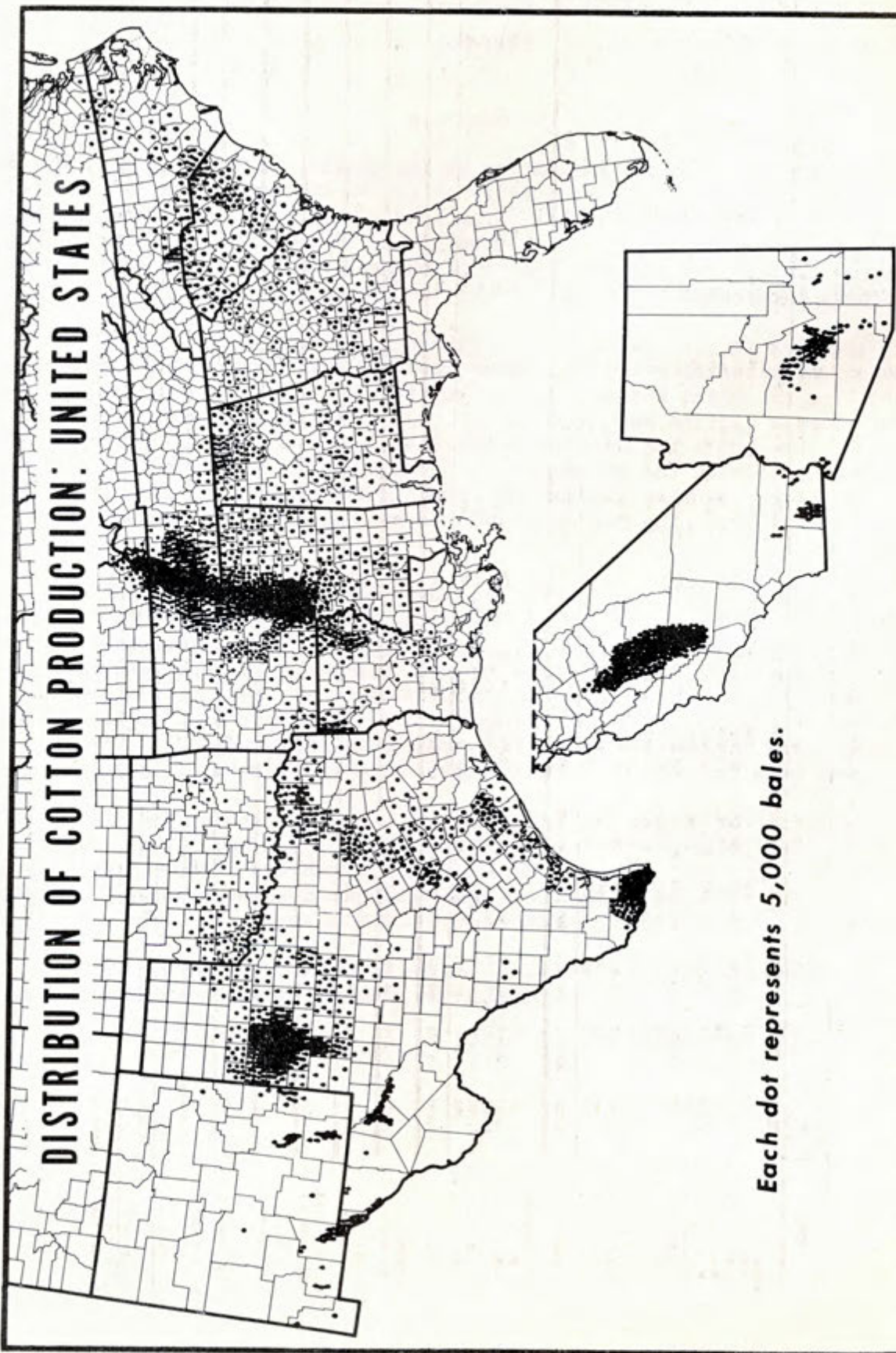


Table 1. --- Grade and staple of upland cotton ginned in the United States, 1959-60

Grade	13/16 inch and shorter		7/8 inch		29/32 inch		15/16 inch		31/32 inch		1 inch		1-1/32 inches		1-1/16 inches		1-3/32 inches		1-1/8 inches		1-5/32 inches		1-3/16 inches		1-7/32 inches		1-1/4 inches and longer		All staples			
	Bales	Percent	Bales	Percent	Bales	Percent	Bales	Percent	Bales	Percent	Bales	Percent	Bales	Percent	Bales	Percent	Bales	Percent	Bales	Percent	Bales	Percent	Bales	Percent	Bales	Percent	Bales	Percent	Bales	Percent		
White:	47		167		336		654		667		784		1,238		10,317		5,543		23,142		9,765		562		9		59		231		0.4	
G.M.	1,218		8,723		22,807		48,868		54,077		57,992		176,391		543,894		91,600		167,845		77,510		1,921		104		134		1,233		8.7	
S.M.	11		19		149		690		1,066		5,872		34,103		264,252		33,309		15,084		9,748		411		25		76		364		2.5	
M.	1,198		8,933		35,186		131,165		212,372		232,406		817,536		2,544,991		273,342		95,637		27,678		1,181		166		400		4,382		30.3	
S.L.M.+	52		331		2,206		8,155		14,867		16,881		92,835		493,850		56,816		10,736		2,095		108		41		53		698		4.8	
S.L.M.	885		18,357		99,837		287,070		240,637		204,256		778,603		1,453,659		150,958		22,929		3,463		284		41		21		3,260		22.6	
S.L.M.	37		1,078		6,168		16,269		18,204		20,890		81,595		151,691		16,176		1,223		298		39		22		51		313		6.2	
L.M.+	186		4,305		17,725		73,368		81,796		127,153		298,406		267,033		19,904		1,451		437		202		73		22		891		6.2	
L.M.	8		175		495		2,005		2,753		4,244		5,906		437		18		77		8		10		22		27		329		2.2	
S.G.O.+	48		532		2,640		14,804		15,998		25,987		31,017		17,599		889		9	10		9		10		9		109		159	8	
S.G.O.	20		255		831		3,014		2,518		3,596		3,245		132		39		10		10		10		10		10		153		1.1	
O.O.+	14		255		831		3,014		2,518		3,596		3,245		132		39		10		10		10		10		10		153		1.1	
O.O.	3,704		42,895		188,411		586,316		645,084		700,242		2,326,570		5,754,679		130,789		4,589		338,043		130,789		4,589		457		684		11,371,085	78.8
Total	10,288		119,723		388,512		779,853		451,015		271,280		341,192		197,221		26,695		7,181		1,223		88		11		11		2,594,282		17.9	

Light Spotted:	36		75		189		215		238		60		64		101		55		58		8		22		11		11		1,099		2.2
G.M.	1,637		13,644		45,254		86,782		57,830		28,521		44,770		33,854		501		2,812		501		22		32		11		1,218,025		8.4
S.M.	4,902		59,379		212,177		398,279		216,832		91,966		125,601		90,527		14,671		3,321		547		32		34		11		770,073		5.3
M.	2,930		40,153		111,185		217,792		117,509		91,166		122,482		5,689		685		914		157		10		10		11		283,863		2.0
S.L.M.	783		6,472		19,707		76,785		59,826		59,567		48,275		12,677		10		76		10		10		10		11		2,594,282		17.9
L.M.	10,288		119,723		388,512		779,853		451,015		271,280		341,192		197,221		26,695		7,181		1,223		88		11		11		2,594,282		17.9
Total	3,825		23,276		32,680		42,976		16,977		22,062		16,419		7,265		579		269		33		33		33		33		166,361		1.2
Spotted:	1,034		6,933		5,517		4,763		890		1,218		537		129		51		11		11		11		11		11		21,683		1.1
All grades	131		594		415		173		10		10		10		10		10		10		10		10		10		10		1,333		0.1
Light Gray:	117		1,250		5,429		15,797		17,025		30,769		77,109		50,552		3,508		1,360		134		134		134		134		203,050		1.4
All grades	42		364		1,346		3,982		3,083		4,089		9,015		15,705		539		11		11		9		9		9		38,155		0.3
Below Grade:	859		4,982		7,629		19,584		8,725		6,007		1,749		511		11		11		11		11		11		11		50,068		0.3
All grades	20,600		200,017		629,939		1,453,414		1,142,809		1,035,677		2,772,591		6,026,062		680,005		346,886		132,188		4,677		457		695		1/14,446,017		100.0
All grades	1		1.4		4.4		10.1		7.9		7.2		19.2		41.7		4.7		2.4		2.4		0.9		0.9		0.9		100.0		0.3
All grades	Percentage rough preparation																													0.3	
All grades	Grade index																													95.8	
All grades	Average staple																													32.8	

As reported by the Bureau of the Census, running bales.
 less than 0.05 percent.

DISK BRIDGE OF COLUMBIA UNIVERSITY

Table 3. --Grade and staple of American-Egyptain cotton ginned by States and United States, 1959-60

Grade	Production							Percentages						
	1-9/32 inches and shorter	1-5/16 and 1-11/32 inches	1-3/8 and 1-13/32 inches	1-7/16 and 1-15/32 inches	1-1/2 and 1-17/32 inches	1-9/16 and longer	All staples	1-9/32 inches and shorter	1-5/16 and 1-11/32 inches	1-3/8 and 1-13/32 inches	1-7/16 and 1-15/32 inches	1-1/2 and 1-17/32 inches	1-9/16 inches and longer	All staples
	Bales	Bales	Bales	Bales	Bales	Bales	Bales	Percent	Percent	Percent	Percent	Percent	Percent	Percent
ARIZONA														
1	-	-	11	159	2	-	172	-	-	0.1	1.1	2.5	-	0.6
2	-	-	302	3,695	63	-	4,060	-	-	2.0	24.6	78.7	-	13.2
3	-	2	3,140	7,972	14	-	11,128	-	0.3	21.0	53.1	17.5	-	35.9
4	-	-	5,513	2,967	1	-	8,481	-	-	37.0	19.8	1.3	-	27.5
5	-	25	4,501	212	-	-	4,738	-	3.3	30.1	1.4	-	-	15.4
6	8	370	1,251	6	-	-	1,635	11.4	48.6	8.4	*	-	-	5.3
7	16	227	184	1	-	-	428	22.9	29.8	1.2	*	-	-	1.4
8	15	87	25	-	-	-	127	21.4	11.4	.2	-	-	-	.4
9	3	18	2	-	-	-	23	4.3	2.4	*	-	-	-	.1
10	28	32	2	-	-	-	62	40.0	4.2	*	-	-	-	.2
All grades	70	761	14,931	15,012	80	- 1/	30,854	100.0	100.0	100.0	100.0	100.0	-	100.0
NEW MEXICO														
1	-	-	64	443	26	-	533	-	-	5.1	7.1	15.4	-	6.9
2	-	-	453	3,640	119	-	4,212	-	-	36.0	57.9	70.4	-	54.5
3	-	6	387	1,693	16	-	2,102	-	22.2	30.9	27.0	9.5	-	27.2
4	-	7	249	422	8	-	686	-	25.9	19.9	6.7	4.7	-	8.9
5	-	4	86	74	-	-	164	-	14.8	6.9	1.2	-	-	2.1
6	-	8	12	9	-	-	29	-	29.7	1.0	.1	-	-	.4
7	-	1	1	-	-	-	2	-	3.7	.1	-	-	-	*
8	-	1	-	-	-	-	1	-	3.7	-	-	-	-	*
9	-	-	1	-	-	-	1	-	-	.1	-	-	-	*
10	-	-	-	-	-	-	-	-	-	-	-	-	-	-
All grades	-	27	1,253	6,281	169	- 1/	7,730	-	100.0	100.0	100.0	100.0	-	100.0
TEXAS														
1	-	-	126	258	16	-	400	-	-	1.2	1.3	7.4	-	1.3
2	-	10	2,239	7,475	143	-	9,867	-	1.7	21.9	38.8	66.5	-	32.3
3	-	67	4,581	8,822	49	-	13,519	-	11.1	44.7	45.9	22.8	-	44.4
4	22	51	2,194	2,361	6	-	4,634	13.0	8.4	21.4	12.2	2.8	-	15.2
5	34	142	847	301	1	-	1,325	20.1	23.5	8.3	1.6	.5	-	4.3
6	36	127	159	48	-	-	370	21.3	21.0	1.6	.2	-	-	1.2
7	42	75	61	9	-	-	187	24.9	12.4	.6	*	-	-	.6
8	12	52	22	6	-	-	92	7.1	8.6	.2	*	-	-	.3
9	19	68	12	-	-	-	99	11.2	11.2	.1	-	-	-	.3
10	4	13	-	-	-	-	17	2.4	2.1	-	-	-	-	.1
All grades	169	605	10,241	19,280	215	- 1/	30,510	100.0	100.0	100.0	100.0	100.0	-	100.0
UNITED STATES														
1	-	-	201	860	44	-	1,105	-	-	0.8	2.1	9.5	-	1.6
2	-	10	2,994	14,810	325	-	18,139	-	0.7	11.3	36.5	70.1	-	26.3
3	-	75	8,108	18,487	79	-	26,749	-	5.4	30.6	45.6	17.0	-	38.7
4	22	58	7,956	5,750	15	-	13,801	9.2	4.2	30.1	14.2	3.2	-	20.0
5	34	171	5,434	587	1	-	6,227	14.2	12.3	20.6	1.4	.2	-	9.0
6	44	505	1,422	63	-	-	2,034	18.4	36.1	5.4	.2	-	-	2.9
7	58	303	246	10	-	-	617	24.3	21.8	.9	*	-	-	.9
8	27	140	47	6	-	-	220	11.3	10.1	.2	*	-	-	.3
9	22	86	15	-	-	-	123	9.2	6.2	.1	-	-	-	.2
10	32	45	2	-	-	-	79	13.4	3.2	*	-	-	-	.1
All grades	239	1,393	26,425	40,573	464	- 1/	69,094	100.0	100.0	100.0	100.0	100.0	-	100.0

1/ As reported by the Bureau of the Census, running bales.
 * Less than 0.05 percent.

Table 4. -- Grade and staple of upland cotton ginned in the United States, during specified periods, 1959-60

Grade and staple	Prior to Sept. 1	September	October	November	After Nov. 30	Total Crop	Prior to Sept. 1	September	October	November	After Nov. 30	Total Crop
Grade	Bales	Bales	Bales	Bales	Bales	Bales	Percent	Percent	Percent	Percent	Percent	Percent
White:												
G.M.	1,718	16,628	28,421	6,323	141	53,231	0.2	.5	.5	.2	*	.4
S.M.	161,520	523,034	438,822	118,397	11,401	1,253,174	15.5	15.4	8.4	3.3	1.0	8.7
M.	33,952	94,065	177,395	53,927	5,516	364,815	3.3	2.8	3.4	1.5	.5	2.5
N.	508,463	1,332,734	1,755,968	709,763	75,263	4,382,191	48.7	39.2	33.3	19.5	6.5	30.3
S.L.M.+	45,828	104,350	303,366	208,074	37,314	698,932	4.4	3.1	5.8	5.7	3.4	4.8
S.L.M.	157,187	653,911	1,174,618	1,033,892	240,913	3,260,521	15.1	19.2	22.4	28.2	21.6	22.6
L.M.+	9,224	46,847	113,507	102,352	41,759	313,689	.9	1.4	2.2	2.8	3.8	2.2
L.M.	19,005	161,504	277,200	292,537	141,378	891,624	1.8	4.7	5.3	8.1	12.7	6.2
S.G.O.+	525	3,640	4,755	9,314	9,095	27,329	.1	.1	.1	.3	.8	.2
S.O.O.	986	13,410	24,066	35,445	35,252	109,159	.1	.4	.5	1.0	3.2	.8
G.O.+	50	194	196	318	395	1,153	*	*	*	*	*	*
G.O.	47	1,084	2,835	5,278	6,023	15,267	*	*	.1	.1	.5	.1
Total	938,505	2,951,401	4,301,109	2,575,620	604,450	11,371,085	90.1	86.8	82.0	70.7	54.0	78.8
Light Spotted:												
G.M.	346	386	220	139	8	1,099	*	*	*	*	*	*
S.M.	38,018	81,173	134,013	61,616	6,402	321,222	3.6	2.4	2.6	1.7	.6	2.2
M.	46,802	182,607	393,877	477,742	116,997	1,218,025	4.5	5.4	7.5	13.2	10.5	8.4
S.L.M.	9,513	108,431	257,809	253,052	141,268	770,073	.9	3.2	4.9	7.0	12.7	5.3
L.M.	1,409	24,857	79,745	104,126	73,726	283,863	.1	.7	1.5	2.9	6.6	2.0
Total	96,088	397,454	865,664	896,675	338,401	2,594,282	9.1	11.7	16.5	24.8	30.4	17.9
Spotted:												
All grades . .	515	5,358	29,424	45,269	85,795	166,361	*	.1	.5	1.3	7.7	1.2
Tinged:												
All grades . .	11	32	217	1,146	20,277	21,683	*	*	*	*	1.8	.1
Yellow Stained:												
All grades . .	-	-	11	24	1,298	1,333	-	-	*	*	.1	*
Light Gray:												
All grades . .	8,444	42,143	44,402	66,217	41,844	203,050	.8	1.3	.9	1.9	3.7	1.4
Gray:												
All grades . .	714	3,564	4,366	25,089	4,422	38,155	*	.1	*	.7	.4	.3
Below Grade. .	16	1,049	7,769	22,443	18,791	50,068	*	*	.1	.6	1.7	.3
All grades . .	1,044,293	3,401,001	5,252,962	3,632,483	1,115,278 1/2	14,446,017	100.0	100.0	100.0	100.0	100.0	100.0
Grade index. .	99.0	97.7	96.5	94.1	89.5	95.8	-	-	-	-	-	-
Staple (inches)												
13/16 and shorter	10	3,351	4,086	6,086	7,067	20,600	*	.1	.1	.2	.6	.1
7/8.	644	22,175	36,597	71,808	68,793	200,017	.1	.7	.7	2.0	6.2	1.4
29/32.	5,902	70,982	131,860	275,435	145,760	629,939	.6	2.1	2.5	7.6	13.1	4.4
15/16.	49,582	243,577	376,815	618,485	164,955	1,453,414	4.8	7.2	7.2	17.0	14.8	10.1
31/32.	101,522	258,461	343,062	377,815	61,949	1,142,809	9.7	7.6	6.5	10.4	5.6	7.9
1	161,886	213,655	283,315	242,277	134,544	1,035,677	15.5	6.3	5.4	6.7	12.1	7.2
1-1/32	431,805	792,265	755,445	519,279	273,797	2,772,591	41.3	23.3	14.4	14.3	24.6	19.2
1-1/16	260,729	1,514,101	2,749,313	1,271,176	230,743	6,028,062	24.9	44.4	52.3	34.9	20.5	41.7
1-3/32	28,904	173,863	306,888	147,498	22,852	680,005	2.8	5.1	5.8	4.1	2.1	4.7
1-1/8.	2,852	71,146	197,898	70,714	4,276	346,886	.3	2.1	3.8	1.9	.4	2.4
1-5/32	349	36,385	64,909	30,166	379	132,188	*	1.1	1.2	.8	*	.9
1-3/16	74	897	2,152	1,546	8	4,677	*	*	*	*	*	*
1-7/32	25	81	181	165	5	457	*	*	*	*	*	*
1-1/4 and longer	9	62	441	33	150	695	*	*	*	*	*	*
All staples. .	1,044,293	3,401,001	5,252,962	3,632,483	1,115,278 1/2	14,446,017	100.0	100.0	100.0	100.0	100.0	100.0
Average staple (32nd inches)	32.8	33.1	33.3	32.3	31.7	32.8	-	-	-	-	-	-

1/ As reported by the Bureau of the Census, running bales.
 * Less than 0.05 percent.

Table 5. -- Grade and staple of American-Egyptian cotton ginned in the United States, during specified periods, 1959-60

Grade and staple	Ginnings					Total Crop
	Prior to Sept. 1	September	October	November	After Nov. 30	
<u>Grade</u>	<u>Bales</u>	<u>Bales</u>	<u>Bales</u>	<u>Bales</u>	<u>Bales</u>	<u>Bales</u>
1	-	26	549	372	158	1,105
2	-	238	7,159	8,366	2,376	18,139
3	-	309	5,637	13,654	7,149	26,749
4	-	44	1,308	5,929	6,520	13,801
5	-	11	319	1,335	4,562	6,227
6	-	-	52	190	1,792	2,034
7	-	-	2	10	605	617
8	-	-	7	4	209	220
9	-	-	2	1	120	123
10	-	-	-	-	79	79
All grades	-	628	15,035	29,861	23,570	1/ 69,094
<u>Staple (inches)</u>						
1-9/32 and shorter. . .	-	2	3	-	234	239
1-5/16 and 1-11/32 . . .	-	2	13	-	1,378	1,393
1-3/8 and 1-13/32 . . .	-	275	3,370	9,114	13,666	26,425
1-7/16 and 1-15/32 . . .	-	347	11,500	20,466	8,260	40,573
1-1/2 and 1-17/32 . . .	-	2	149	281	32	464
1-9/16 and longer. . .	-	-	-	-	-	-
All staples	-	628	15,035	29,861	23,570	1/ 69,094
<u>Grade</u>	<u>Percent</u>	<u>Percent</u>	<u>Percent</u>	<u>Percent</u>	<u>Percent</u>	<u>Percent</u>
1	-	4.1	3.7	1.2	0.7	1.6
2	-	37.9	47.6	28.0	10.1	26.3
3	-	49.2	37.5	45.7	30.2	38.7
4	-	7.0	8.7	19.9	27.7	20.0
5	-	1.8	2.1	4.5	19.4	9.0
6	-	-	.3	.6	7.6	2.9
7	-	-	•	•	2.6	.9
8	-	-	•	•	.9	.3
9	-	-	•	•	.5	.2
10	-	-	-	-	.3	.1
All grades	-	100.0	100.0	100.0	100.0	100.0
<u>Staple (inches)</u>						
1-9/32 and shorter . . .	-	0.3	•	-	1.0	.3
1-5/16 and 1-11/32 . . .	-	.3	0.1	-	5.8	2.0
1-3/8 and 1-13/32 . . .	-	43.8	22.4	30.5	58.1	38.2
1-7/16 and 1-15/32 . . .	-	55.3	76.5	68.6	35.0	58.8
1-1/2 and 1-17/32 . . .	-	.3	1.0	.9	.1	.7
1-9/16 and longer. . .	-	-	-	-	-	-
All staples	-	100.0	100.0	100.0	100.0	100.0

1/ Running bales, reported by the Bureau of the Census.

• Less than 0.05 percent.

Table 6. -- Grade index and average staple of upland cotton ginned in the United States, by States, crops of 1956-59

State	Grade index ^{1/}				Average staple ^{2/}			
	1956	1957	1958 ^{4/}	1959 ^{4/}	1956	1957	1958	1959
	<u>Index</u>	<u>Index</u>	<u>Index</u>	<u>Index</u>	<u>32d inches</u>	<u>32d inches</u>	<u>32d inches</u>	<u>32d inches</u>
Alabama	95.9	92.1	98.1	96.3	32.7	32.4	33.5	33.2
Arizona	97.1	95.2	98.2	96.9	33.5	33.5	33.6	33.8
Arkansas	96.1	91.6	95.3	95.1	33.2	33.7	33.8	33.7
California	95.5	96.3	98.8	98.4	34.1	34.0	33.8	33.9
Florida	95.1	91.6	97.0	94.0	32.9	32.4	33.1	32.8
Georgia	94.9	93.8	98.9	94.6	32.9	32.7	33.2	33.0
Louisiana	96.0	91.6	93.4	96.1	33.5	33.6	33.5	33.7
Mississippi	96.3	90.6	95.4	95.7	33.6	33.6	33.9	33.9
Missouri	95.7	89.5	95.0	94.2	33.4	33.4	33.7	33.6
New Mexico	100.3	95.1	97.2	101.0	34.9	34.8	35.0	35.2
North Carolina	88.9	91.4	97.0	89.5	33.0	32.7	33.3	32.6
Oklahoma	94.2	81.8	96.9	93.0	29.4	30.1	30.9	30.5
South Carolina	92.6	92.5	97.1	92.4	32.9	32.9	33.3	33.1
Tennessee	99.1	93.1	97.9	97.5	33.0	33.5	33.6	33.6
Texas	96.5	89.5	95.9	95.6	31.0	31.1	31.4	31.2
Virginia	89.3	93.0	94.0	89.2	33.4	32.7	33.9	32.9
All other ^{3/}	96.4	92.0	95.5	97.0	33.6	33.7	33.5	34.4
United States	96.0	91.7	96.7	95.8	32.7	32.6	32.8	32.8

^{1/} Computed by weighting the quantity in each grade by the 1937-39 average price per pound for such grade of 15/16 inch staple. Converted to an index with Middling White equaling 100.

^{2/} Averages calculated on numerical equivalents of the staple designations (for example, 29/32"=29).

^{3/} Includes Illinois and Kentucky 1956-58; Illinois, Kentucky, and Nevada 1959.

^{4/} GRADE INDEX COMPUTED BY USING MID-POINTS BETWEEN FULL GRADE WEIGHTS FOR PLUSES, LIGHT SPOTTED AND LIGHT GRAY.

Table 7. -- Preparation of upland cotton ginned in the United States, by States, 1959-60

State	Shorter than 1-1/8 inches				1-1/8 inches and longer				All staples			
	Normal	Rough	Gin Cut	Total	B	C	Gin Cut	Total	Normal and B	Rough and C	Gin Cut	Total
	Bales	Bales	Bales	Bales	Bales	Bales	Bales	Bales	Bales	Bales	Bales	Bales
Alabama	707,194	7,164	-	714,358	158	-	-	158	707,352	7,164	-	714,516
Arizona	645,275	662	-	645,937	43,170	33	-	43,203	688,445	695	-	689,140
Arkansas	1,528,830	2,346	-	1,531,176	3,008	32	-	3,040	1,531,838	2,378	-	1,534,216
California	1,951,523	351	-	1,951,874	2,305	10	-	2,315	1,953,828	361	-	1,954,189
Florida	9,321	15	-	9,336	16	-	-	16	9,337	15	-	9,352
Georgia	513,933	6,256	-	520,189	866	-	-	866	514,799	6,256	-	521,055
Illinois	1,243	-	-	1,243	-	-	-	-	1,243	-	-	1,243
Kentucky	7,659	-	-	7,659	-	-	-	-	7,659	-	-	7,659
Louisiana	486,271	285	-	486,556	387	-	-	387	486,658	285	-	486,943
Mississippi	1,536,499	5,963	-	1,542,462	9,602	373	-	9,975	1,546,101	6,336	-	1,552,437
Missouri	513,247	694	-	513,941	273	-	-	273	513,520	694	-	514,214
Nevada	1,253	13	-	1,266	3,691	-	-	3,691	4,944	13	-	4,957
New Mexico	105,067	501	-	105,568	189,891	75	-	189,966	294,958	576	-	295,534
North Carolina	331,213	3,496	-	334,709	901	260	-	1,161	332,114	3,756	-	335,870
Oklahoma	376,167	1,144	14	377,325	1,283	-	-	1,283	377,450	1,144	14	378,608
South Carolina	411,678	5,712	-	417,390	3,093	188	-	3,281	414,771	5,900	-	420,671
Tennessee	641,598	497	-	642,095	150	-	-	150	641,748	497	-	642,245
Texas	4,141,331	6,067	32	4,147,430	225,077	50	11	225,138	4,366,408	6,117	43	4,372,568
Virginia	10,442	158	-	10,600	-	-	-	-	10,442	158	-	10,600
United States	13,919,744	41,324	46	13,961,114	483,871	1,021	11	484,903	14,403,615	42,345	57	14,446,017

1/ As reported by the Bureau of the Census, running bales, linters excluded.

Table 8. -- Tenderability of upland cotton ginned, by States, 1959-60

State	Tenderable ^{1/}		Untenderable		Total crop ^{2/}	
	Bales	Pct.	Bales	Pct.	Bales	Pct.
Alabama	583,684	81.7	130,832	18.3	714,516	100.0
Arizona	607,650	88.2	81,490	11.8	689,140	100.0
Arkansas	1,408,896	91.8	125,320	8.2	1,534,216	100.0
California	1,866,146	95.5	88,043	4.5	1,954,189	100.0
Florida	7,233	77.3	2,119	22.7	9,352	100.0
Georgia	399,422	76.7	121,633	23.3	521,055	100.0
Illinois	903	72.6	340	27.4	1,243	100.0
Kentucky	7,065	92.2	594	7.8	7,659	100.0
Louisiana	447,558	91.9	39,385	8.1	486,943	100.0
Mississippi	1,385,541	89.2	166,896	10.8	1,552,437	100.0
Missouri	470,510	91.5	43,704	8.5	514,214	100.0
Nevada	4,748	95.8	209	4.2	4,957	100.0
New Mexico	278,874	94.4	16,660	5.6	295,534	100.0
North Carolina	202,417	60.3	133,453	39.7	335,870	100.0
Oklahoma	123,689	32.7	254,919	67.3	378,608	100.0
South Carolina	288,025	68.5	132,646	31.5	420,671	100.0
Tennessee	597,035	93.0	45,210	7.0	642,245	100.0
Texas	2,713,629	62.1	1,658,939	37.9	4,372,568	100.0
Virginia	8,000	75.5	2,600	24.5	10,600	100.0
All States	11,401,025	78.9	3,044,992	21.1	14,446,017	100.0

^{1/} Tenderable with respect to grade and staple in settlement of futures contracts.

^{2/} As reported by the Bureau of the Census, running bales, linters excluded.

Table 9. -- Tenderability of upland cotton ginned in the United States, 1945-59

Year	Tenderable ^{1/}		Untenderable		Total crop ^{2/}	
	Bales	Pct.	Bales	Pct.	Bales	Pct.
1945	6,256,298	71.0	2,553,087	29.0	8,809,385	100.0
1946	6,527,089	76.7	1,987,803	23.3	8,514,892	100.0
1947	9,197,081	79.6	2,358,849	20.4	11,555,930	100.0
1948	11,719,213	80.4	2,857,601	19.6	14,576,814	100.0
1949	11,791,158	74.1	4,113,544	25.9	15,904,702	100.0
1950	7,234,459	73.5	2,611,224	26.5	9,845,683	100.0
1951	10,793,023	71.8	4,232,480	28.2	15,025,503	100.0
1952	10,982,423	73.9	3,875,742	26.1	14,858,165	100.0
1953	13,691,670	84.2	2,560,929	15.8	16,252,599	100.0
1954	11,506,960	84.8	2,070,033	15.2	13,576,993	100.0
1955	11,106,760	76.6	3,393,764	23.4	14,500,524	100.0
1956	10,609,930	81.0	2,492,207	19.0	13,102,137	100.0
1957	6,859,873	63.5	3,940,845	36.5	10,800,718	100.0
1958	9,768,742	86.0	1,584,723	14.0	11,353,465	100.0
1959	11,401,025	78.9	3,044,992	21.1	14,446,017	100.0

^{1/} Tenderable with respect to grade and staple in settlement of futures contracts.

^{2/} As reported by the Bureau of the Census, running bales, linters excluded.

Table 13. -- Grade and staple of upland cotton ginned in California, 1959-60

Grade	13/16 inch and shorter		7/8 inch		29/32 inch		15/16 inch		31/32 inch		1 inch		1-1/32 inches		1-1/16 inches		1-3/32 inches		1-1/8 inches		1-5/32 inches		1-3/16 inches		1-7/32 inches		1-1/4 inches and longer		All staples		
	Bales	Percent	Bales	Percent	Bales	Percent	Bales	Percent	Bales	Percent	Bales	Percent	Bales	Percent	Bales	Percent	Bales	Percent	Bales	Percent	Bales	Percent	Bales	Percent	Bales	Percent	Bales	Percent	Bales	Percent	
White:																															
G.N.	-		-		-		-		-		-		-		-		-		-		-		-		-		-		-		
S.M.	-		-		-		-		-		-		-		-		-		-		-		-		-		-		-		
M.	-		-		-		-		-		-		-		-		-		-		-		-		-		-		-		
S.L.M.	-		-		-		-		-		-		-		-		-		-		-		-		-		-		-		
S.L.M.+	-		-		-		-		-		-		-		-		-		-		-		-		-		-		-		
L.M.	-		-		-		-		-		-		-		-		-		-		-		-		-		-		-		
S.O.O.	-		-		-		-		-		-		-		-		-		-		-		-		-		-		-		
S.O.O.+	-		-		-		-		-		-		-		-		-		-		-		-		-		-		-		
G.O.	-		-		-		-		-		-		-		-		-		-		-		-		-		-		-		
G.O.+	-		-		-		-		-		-		-		-		-		-		-		-		-		-		-		
Total	9		131		18,284		167,643		1,581,014		114,565		2,060		104		1,885,543		96.5												
Light Spotted:																															
All grades	-		-		-		-		-		-		-		-		-		-		-		-		-		-		-		
Spotted:																															
All grades	-		-		-		-		-		-		-		-		-		-		-		-		-		-		-		
Light Gray:																															
All grades	-		-		-		-		-		-		-		-		-		-		-		-		-		-		-		
Gray:																															
All grades	-		-		-		-		-		-		-		-		-		-		-		-		-		-		-		
Below Grade:																															
All grades	-		-		-		-		-		-		-		-		-		-		-		-		-		-		-		
Percent																															
All grades	18		7		359		2,370		22,550		195,707		1,635,516		115,347		2,121		194		1		1,954,189		100.0						
All grades																															
Percentage rough preparation																															
Grade index																															
Average staple																															

1/ As reported by the Bureau of the Census, running bales.
 * Less than 0.05 percent.

Table 15. -- Grade and staple of upland cotton ginned in Georgia, 1959-60

Grade	13/16 inch and shorter		7/8 inch		29/32 inch		15/16 inch		31/32 inch		1 inch		1-1/32 inches		1-1/16 inches		1-3/32 inches		1-1/8 inches		1-5/32 inches		1-3/16 inches		1-7/32 inches		1-1/4 inches and longer		All staples		
	Bales	Percent	Bales	Percent	Bales	Percent	Bales	Percent	Bales	Percent	Bales	Percent	Bales	Percent	Bales	Percent	Bales	Percent	Bales	Percent	Bales	Percent	Bales	Percent	Bales	Percent	Bales	Percent	Bales	Percent	
White:																															
G.N.	-	-	11	10	73	62	12,208	6,908	22	612	-	-	-	-	-	-	-	-	-	-	-	-	-	-	-	-	-	-	178	4.8	
S.N.	-	-	125	538	4,540	9,631	232	1,909	5,249	10	232	10	338	49	-	-	-	-	-	-	-	-	-	-	-	-	-	24,931	34.1		
M.	-	-	144	1,869	18,154	89,325	61,227	6,915	1,061	19	200	9	-	-	-	-	-	-	-	-	-	-	-	-	-	-	178,021	24.9	34.1		
S.L.M.	-	-	17	287	1,893	10,179	47,075	5,969	266	60	173	-	-	-	-	-	-	-	-	-	-	-	-	-	-	-	106,256	14.9	20.4		
S.L.N.	-	-	22	250	1,017	4,948	3,354	266	437	60	173	-	-	-	-	-	-	-	-	-	-	-	-	-	-	-	9,857	1.9	1.9		
L.N.	-	-	6	1,335	4,919	7,989	13,965	7,299	560	9	-	-	-	-	-	-	-	-	-	-	-	-	-	-	-	-	36,064	6.9	6.9		
S.O.O.	-	-	36	858	1,753	2,002	1,927	6	9	-	-	-	-	-	-	-	-	-	-	-	-	-	-	-	-	-	1,369	1.4	1.4		
S.O.	-	-	15	296	305	528	144	17	-	-	-	-	-	-	-	-	-	-	-	-	-	-	-	-	-	-	7,145	1.4	1.4		
G.O.	-	-	6	122	3,098	12,050	48,624	191,034	135,394	15,310	627	58	-	-	-	-	-	-	-	-	-	-	-	-	-	-	1,305	1.3	1.3		
Total	-	-	6	122	3,098	12,050	48,624	191,034	135,394	15,310	627	58	-	-	-	-	-	-	-	-	-	-	-	-	-	-	406,523	78.1	78.1		
Light Spotted:																															
G.N.	-	-	-	-	18	176	1,822	5,562	2,851	10	12	-	-	-	-	-	-	-	-	-	-	-	-	-	-	-	-	12	2.1	2.1	
S.N.	-	-	-	-	7	204	4,707	14,169	9,128	1,256	147	-	-	-	-	-	-	-	-	-	-	-	-	-	-	-	30,590	5.9	5.9		
M.	-	-	16	86	1,193	3,842	5,842	11,169	4,033	444	24	-	-	-	-	-	-	-	-	-	-	-	-	-	-	-	25,278	4.9	4.9		
S.L.M.	-	-	54	453	3,682	6,734	6,967	4,711	971	22	-	-	-	-	-	-	-	-	-	-	-	-	-	-	-	-	106,256	20.4	20.4		
L.M.	-	-	70	546	5,097	11,724	19,338	35,610	16,995	181	-	-	-	-	-	-	-	-	-	-	-	-	-	-	-	-	9,857	1.9	1.9		
Total	-	-	70	546	5,097	11,724	19,338	35,610	16,995	181	-	-	-	-	-	-	-	-	-	-	-	-	-	-	-	-	91,646	17.6	17.6		
Spotted:																															
All grades	-	-	28	87	600	1,078	1,398	1,321	540	67	-	-	-	-	-	-	-	-	-	-	-	-	-	-	-	-	-	5,119	.9	.9	
Tinged:																															
All grades	-	-	-	-	-	20	11	8	-	-	-	-	-	-	-	-	-	-	-	-	-	-	-	-	-	-	-	39	.3	.3	
Light Gray:																															
All grades	-	-	36	271	2,198	13,215	28,167	72,284	232,086	154,144	17,086	808	58	-	-	-	-	-	-	-	-	-	-	-	-	-	-	521,055	100.0	100.0	
Gray:																															
All grades	-	-	49	171	241	352	287	97	-	-	-	-	-	-	-	-	-	-	-	-	-	-	-	-	-	-	-	1,197	.2	.2	
Below grade	-	-	34	271	1,358	4,043	2,033	841	178	69	-	-	-	-	-	-	-	-	-	-	-	-	-	-	-	-	-	8,827	1.7	1.7	
All grades	-	-	34	375	2,198	13,215	28,167	72,284	232,086	154,144	17,086	808	58	-	-	-	-	-	-	-	-	-	-	-	-	-	-	521,055	100.0	100.0	
All grades	-	-	.1	.4	.4	5.4	13.9	44.5	29.6	3.4	.2	-	-	-	-	-	-	-	-	-	-	-	-	-	-	-	-	100.0	100.0		
As reported by the Bureau of the Census, running bales.																															
Less than 0.05 percent.																															
Percentage rough preparation..... 1.2																															
Grade index..... 94.6																															
Average staple..... 33.0																															

Table 16. -- Grade and staple of upland cotton ginned in Illinois, 1959-60

Grade	13/16 inch and shorter	7/8 inch	29/32 inch	15/16 inch	31/32 inch	1 inch	1-1/32 inches	1-1/16 inches	1-3/32 inches	1-1/8 inches	1-5/32 inches	1-3/16 inches	1-7/32 inches	1-1/4 inches and longer	All staples		
	Bales	Bales	Bales	Bales	Bales	Bales	Bales	Bales	Bales	Bales	Bales	Bales	Bales	Bales	Bales	Percent	
White:																	
G.M.	-	-	-	-	-	-	-	-	-	-	-	-	-	-	-	-	-
S.M.	-	-	-	-	-	-	-	5	-	-	-	-	-	-	5	4	-
N.+	-	-	-	-	-	7	6	39	4	-	-	-	-	-	58	4.7	-
M.	-	-	-	-	-	-	-	79	-	-	-	-	-	-	79	6.4	-
S.L.M.+	-	-	-	-	-	4	30	500	27	-	-	-	-	-	651	52.3	-
S.L.M.	-	-	-	-	-	-	-	14	-	-	-	-	-	-	20	1.6	-
L.M.+	-	-	-	-	-	2	19	63	5	-	-	-	-	-	89	7.2	-
L.M.	-	-	-	-	-	-	-	-	-	-	-	-	-	-	-	-	-
S.O.O.+	-	-	-	-	-	1	5	3	-	-	-	-	-	-	9	0.7	-
S.O.O.	-	-	-	-	-	-	-	-	-	-	-	-	-	-	-	-	-
O.O.+	-	-	-	-	-	-	4	-	-	-	-	-	-	-	4	0.3	-
O.O.	-	-	-	-	-	-	-	-	-	-	-	-	-	-	-	-	-
Total	-	-	-	-	-	14	72	793	36	-	-	-	-	-	915	73.6	-
Light Spotted:																	
G.M.	-	-	-	-	-	-	-	-	-	-	-	-	-	-	-	-	-
S.M.	-	-	-	-	-	-	-	43	-	-	-	-	-	-	52	4.2	-
N.	-	-	-	-	-	-	-	40	-	-	-	-	-	-	127	10.2	-
S.L.M.	-	-	-	-	-	1	18	23	-	-	-	-	-	-	42	3.4	-
L.M.	-	-	-	-	-	1	67	153	-	-	-	-	-	-	221	17.8	-
Total	-	-	-	-	-	1	31	2	-	-	-	-	-	-	34	2.7	-
Spotted:																	
All grades	-	-	-	-	-	1	31	2	-	-	-	-	-	-	34	2.7	-
Below Grade:																	
All grades	-	-	-	24	44	-	5	-	-	-	-	-	-	-	73	5.9	-
All grades:																	
Percent	Percent	Percent	Percent	Percent	Percent	Percent	Percent	Percent	Percent	Percent	Percent	Percent	Percent	Percent	Percent	Percent	Percent
Percent	Percent	Percent	Percent	Percent	Percent	Percent	Percent	Percent	Percent	Percent	Percent	Percent	Percent	Percent	Percent	Percent	Percent
-	-	-	-	14.1	3.5	1.3	14.1	76.3	2.9	-	-	-	-	-	1,243	100.0	-
All Grades:																	
Percent	Percent	Percent	Percent	Percent	Percent	Percent	Percent	Percent	Percent	Percent	Percent	Percent	Percent	Percent	Percent	Percent	Percent
-	-	-	1.9	3.5	1.3	14.1	76.3	2.9	-	-	-	-	-	-	100.0	-	-

1/ As reported by the Bureau of the Census, running bales.
 * Less than 0.05 percent.

Percentage rough preparation..... 0
 Grade index..... 90.2
 Average staple..... 33.7

Table 20. -- Grade and staple of upland cotton ginned in Missouri, 1959-60

Grade	13/16 inch and shorter		7/8 inch		20/32 inch		15/16 inch		31/32 inch		1 inch		1-1/32 inches		1-1/16 inches		1-3/32 inches		1-1/8 inches		1-5/32 inches		1-3/16 inches		1-7/32 inches		1-1/4 inches and longer		All staples																																																																																																																																																																																																																																																																																																																																																																																																																																																																																																																																																																																																																																																																																																																																																																																																																																																																																																																																																																																																																																																																																																																																																	
	Bales	Percent	Bales	Percent	Bales	Percent	Bales	Percent	Bales	Percent	Bales	Percent	Bales	Percent	Bales	Percent	Bales	Percent	Bales	Percent	Bales	Percent	Bales	Percent	Bales	Percent	Bales	Percent	Bales	Percent																																																																																																																																																																																																																																																																																																																																																																																																																																																																																																																																																																																																																																																																																																																																																																																																																																																																																																																																																																																																																																																																																																																																																
White:																																G.M.	-	-	-	-	-	-	-	-	-	-	-	-	-	-	-	-	-	-	-	-	-	-	-	-	-	-	-	-	-	-	93	S.M.	-	-	-	-	-	-	-	-	-	-	-	-	-	-	-	-	-	-	-	-	-	-	-	-	-	-	-	-	-	-	18,807	X.M.	-	-	-	-	-	-	-	-	-	-	-	-	-	-	-	-	-	-	-	-	-	-	-	-	-	-	-	-	-	-	3.7	M.	-	-	-	-	-	-	-	-	-	-	-	-	-	-	-	-	-	-	-	-	-	-	-	-	-	-	-	-	-	-	1,857	S.L.M.	-	-	-	-	-	-	-	-	-	-	-	-	-	-	-	-	-	-	-	-	-	-	-	-	-	-	-	-	-	-	158,534	S.L.M.	-	-	-	-	-	-	-	-	-	-	-	-	-	-	-	-	-	-	-	-	-	-	-	-	-	-	-	-	-	-	16,116	S.L.M.	-	-	-	-	-	-	-	-	-	-	-	-	-	-	-	-	-	-	-	-	-	-	-	-	-	-	-	-	-	-	194,708	L.M.	-	-	-	-	-	-	-	-	-	-	-	-	-	-	-	-	-	-	-	-	-	-	-	-	-	-	-	-	-	-	17,406	L.M.	-	-	-	-	-	-	-	-	-	-	-	-	-	-	-	-	-	-	-	-	-	-	-	-	-	-	-	-	-	-	61,183	S.O.O.	-	-	-	-	-	-	-	-	-	-	-	-	-	-	-	-	-	-	-	-	-	-	-	-	-	-	-	-	-	-	1,576	S.O.O.	-	-	-	-	-	-	-	-	-	-	-	-	-	-	-	-	-	-	-	-	-	-	-	-	-	-	-	-	-	-	8,890	G.O.	-	-	-	-	-	-	-	-	-	-	-	-	-	-	-	-	-	-	-	-	-	-	-	-	-	-	-	-	-	-	69	G.O.	-	-	-	-	-	-	-	-	-	-	-	-	-	-	-	-	-	-	-	-	-	-	-	-	-	-	-	-	-	-	1,047	Total	-	-	-	-	-	-	-	-	-	-	-	-	-	-	-	-	-	-	-	-	-	-	-	-	-	-	-	-	-	-	480,276	Light Spotted:																																	G.M.	-	-	-	-	-	-	-	-	-	-	-	-	-	-	-	-	-	-	-	-	-	-	-	-	-	-	-	-	-	-	-	-	S.M.	-	-	-	-	-	-	-	-	-	-	-	-	-	-	-	-	-	-	-	-	-	-	-	-	-	-	-	-	-	-	-	-	M.	-	-	-	-	-	-	-	-	-	-	-	-	-	-	-	-	-	-	-	-	-	-	-	-	-	-	-	-	-	-	-	-	S.L.M.	-	-	-	-	-	-	-	-	-	-	-	-	-	-	-	-	-	-	-	-	-	-	-	-	-	-	-	-	-	-	-	-	L.M.	-	-	-	-	-	-	-	-	-	-	-	-	-	-	-	-	-	-	-	-	-	-	-	-	-	-	-	-	-	-	-	-	Total	-	-	-	-	-	-	-	-	-	-	-	-	-	-	-	-	-	-	-	-	-	-	-	-	-	-	-	-	-	-	-	-	Spotted:																																	All grades	-	-	-	-	-	-	-	-	-	-	-	-	-	-	-	-	-	-	-	-	-	-	-	-	-	-	-	-	-	-	-	-	Tinged:																																	All grades	-	-	-	-	-	-	-	-	-	-	-	-	-	-	-	-	-	-	-	-	-	-	-	-	-	-	-	-	-	-	-	-	Light Gray:																																	All grades	-	-	-	-	-	-	-	-	-	-	-	-	-	-	-	-	-	-	-	-	-	-	-	-	-	-	-	-	-	-	-	-	Gray:																																	All grades	-	-	-	-	-	-	-	-	-	-	-	-	-	-	-	-	-	-	-	-	-	-	-	-	-	-	-	-	-	-	-	-	Below grade	-	-	-	-	-	-	-	-	-	-	-	-	-	-	-	-	-	-	-	-	-	-	-	-	-	-	-	-	-	-	-	-	All grades	-	-	-	-	-	-	-	-	-	-	-	-	-	-	-	-	-	-	-	-	-	-	-	-	-	-	-	-	-	-	-	-	All grades	Percent	Percent	Percent	Percent	Percent	Percent	Percent	Percent	Percent	Percent	Percent	Percent	Percent	Percent	Percent	Percent	Percent	Percent	Percent	Percent	Percent	Percent	Percent	Percent	Percent	Percent	Percent	Percent	Percent	Percent	Percent	All grades	.5	1.3	4.7	29.9	59.6	306,326	19,864	273	79	4,341	19,795	273	79	4,341	19,795	273	79	4,341	19,795	273	79	4,341	19,795	273	79	4,341	19,795	273	79	4,341	All grades	100.0	100.0	100.0	100.0	100.0	100.0	100.0	100.0	100.0	100.0	100.0	100.0	100.0	100.0	100.0	100.0	100.0	100.0	100.0	100.0	100.0	100.0	100.0	100.0	100.0	100.0	100.0	100.0	100.0	100.0
G.M.	-	-	-	-	-	-	-	-	-	-	-	-	-	-	-	-	-	-	-	-	-	-	-	-	-	-	-	-	-	-	93	S.M.	-	-	-	-	-	-	-	-	-	-	-	-	-	-	-	-	-	-	-	-	-	-	-	-	-	-	-	-	-	-	18,807	X.M.	-	-	-	-	-	-	-	-	-	-	-	-	-	-	-	-	-	-	-	-	-	-	-	-	-	-	-	-	-	-	3.7	M.	-	-	-	-	-	-	-	-	-	-	-	-	-	-	-	-	-	-	-	-	-	-	-	-	-	-	-	-	-	-	1,857	S.L.M.	-	-	-	-	-	-	-	-	-	-	-	-	-	-	-	-	-	-	-	-	-	-	-	-	-	-	-	-	-	-	158,534	S.L.M.	-	-	-	-	-	-	-	-	-	-	-	-	-	-	-	-	-	-	-	-	-	-	-	-	-	-	-	-	-	-	16,116	S.L.M.	-	-	-	-	-	-	-	-	-	-	-	-	-	-	-	-	-	-	-	-	-	-	-	-	-	-	-	-	-	-	194,708	L.M.	-	-	-	-	-	-	-	-	-	-	-	-	-	-	-	-	-	-	-	-	-	-	-	-	-	-	-	-	-	-	17,406	L.M.	-	-	-	-	-	-	-	-	-	-	-	-	-	-	-	-	-	-	-	-	-	-	-	-	-	-	-	-	-	-	61,183	S.O.O.	-	-	-	-	-	-	-	-	-	-	-	-	-	-	-	-	-	-	-	-	-	-	-	-	-	-	-	-	-	-	1,576	S.O.O.	-	-	-	-	-	-	-	-	-	-	-	-	-	-	-	-	-	-	-	-	-	-	-	-	-	-	-	-	-	-	8,890	G.O.	-	-	-	-	-	-	-	-	-	-	-	-	-	-	-	-	-	-	-	-	-	-	-	-	-	-	-	-	-	-	69	G.O.	-	-	-	-	-	-	-	-	-	-	-	-	-	-	-	-	-	-	-	-	-	-	-	-	-	-	-	-	-	-	1,047	Total	-	-	-	-	-	-	-	-	-	-	-	-	-	-	-	-	-	-	-	-	-	-	-	-	-	-	-	-	-	-	480,276	Light Spotted:																																	G.M.	-	-	-	-	-	-	-	-	-	-	-	-	-	-	-	-	-	-	-	-	-	-	-	-	-	-	-	-	-	-	-	-	S.M.	-	-	-	-	-	-	-	-	-	-	-	-	-	-	-	-	-	-	-	-	-	-	-	-	-	-	-	-	-	-	-	-	M.	-	-	-	-	-	-	-	-	-	-	-	-	-	-	-	-	-	-	-	-	-	-	-	-	-	-	-	-	-	-	-	-	S.L.M.	-	-	-	-	-	-	-	-	-	-	-	-	-	-	-	-	-	-	-	-	-	-	-	-	-	-	-	-	-	-	-	-	L.M.	-	-	-	-	-	-	-	-	-	-	-	-	-	-	-	-	-	-	-	-	-	-	-	-	-	-	-	-	-	-	-	-	Total	-	-	-	-	-	-	-	-	-	-	-	-	-	-	-	-	-	-	-	-	-	-	-	-	-	-	-	-	-	-	-	-	Spotted:																																	All grades	-	-	-	-	-	-	-	-	-	-	-	-	-	-	-	-	-	-	-	-	-	-	-	-	-	-	-	-	-	-	-	-	Tinged:																																	All grades	-	-	-	-	-	-	-	-	-	-	-	-	-	-	-	-	-	-	-	-	-	-	-	-	-	-	-	-	-	-	-	-	Light Gray:																																	All grades	-	-	-	-	-	-	-	-	-	-	-	-	-	-	-	-	-	-	-	-	-	-	-	-	-	-	-	-	-	-	-	-	Gray:																																	All grades	-	-	-	-	-	-	-	-	-	-	-	-	-	-	-	-	-	-	-	-	-	-	-	-	-	-	-	-	-	-	-	-	Below grade	-	-	-	-	-	-	-	-	-	-	-	-	-	-	-	-	-	-	-	-	-	-	-	-	-	-	-	-	-	-	-	-	All grades	-	-	-	-	-	-	-	-	-	-	-	-	-	-	-	-	-	-	-	-	-	-	-	-	-	-	-	-	-	-	-	-	All grades	Percent	Percent	Percent	Percent	Percent	Percent	Percent	Percent	Percent	Percent	Percent	Percent	Percent	Percent	Percent	Percent	Percent	Percent	Percent	Percent	Percent	Percent	Percent	Percent	Percent	Percent	Percent	Percent	Percent	Percent	Percent	All grades	.5	1.3	4.7	29.9	59.6	306,326	19,864	273	79	4,341	19,795	273	79	4,341	19,795	273	79	4,341	19,795	273	79	4,341	19,795	273	79	4,341	19,795	273	79	4,341	All grades	100.0	100.0	100.0	100.0	100.0	100.0	100.0	100.0	100.0	100.0	100.0	100.0	100.0	100.0	100.0	100.0	100.0	100.0	100.0	100.0	100.0	100.0	100.0	100.0	100.0	100.0	100.0	100.0	100.0	100.0																																
S.M.	-	-	-	-	-	-	-	-	-	-	-	-	-	-	-	-	-	-	-	-	-	-	-	-	-	-	-	-	-	-	18,807	X.M.	-	-	-	-	-	-	-	-	-	-	-	-	-	-	-	-	-	-	-	-	-	-	-	-	-	-	-	-	-	-	3.7	M.	-	-	-	-	-	-	-	-	-	-	-	-	-	-	-	-	-	-	-	-	-	-	-	-	-	-	-	-	-	-	1,857	S.L.M.	-	-	-	-	-	-	-	-	-	-	-	-	-	-	-	-	-	-	-	-	-	-	-	-	-	-	-	-	-	-	158,534	S.L.M.	-	-	-	-	-	-	-	-	-	-	-	-	-	-	-	-	-	-	-	-	-	-	-	-	-	-	-	-	-	-	16,116	S.L.M.	-	-	-	-	-	-	-	-	-	-	-	-	-	-	-	-	-	-	-	-	-	-	-	-	-	-	-	-	-	-	194,708	L.M.	-	-	-	-	-	-	-	-	-	-	-	-	-	-	-	-	-	-	-	-	-	-	-	-	-	-	-	-	-	-	17,406	L.M.	-	-	-	-	-	-	-	-	-	-	-	-	-	-	-	-	-	-	-	-	-	-	-	-	-	-	-	-	-	-	61,183	S.O.O.	-	-	-	-	-	-	-	-	-	-	-	-	-	-	-	-	-	-	-	-	-	-	-	-	-	-	-	-	-	-	1,576	S.O.O.	-	-	-	-	-	-	-	-	-	-	-	-	-	-	-	-	-	-	-	-	-	-	-	-	-	-	-	-	-	-	8,890	G.O.	-	-	-	-	-	-	-	-	-	-	-	-	-	-	-	-	-	-	-	-	-	-	-	-	-	-	-	-	-	-	69	G.O.	-	-	-	-	-	-	-	-	-	-	-	-	-	-	-	-	-	-	-	-	-	-	-	-	-	-	-	-	-	-	1,047	Total	-	-	-	-	-	-	-	-	-	-	-	-	-	-	-	-	-	-	-	-	-	-	-	-	-	-	-	-	-	-	480,276	Light Spotted:																																	G.M.	-	-	-	-	-	-	-	-	-	-	-	-	-	-	-	-	-	-	-	-	-	-	-	-	-	-	-	-	-	-	-	-	S.M.	-	-	-	-	-	-	-	-	-	-	-	-	-	-	-	-	-	-	-	-	-	-	-	-	-	-	-	-	-	-	-	-	M.	-	-	-	-	-	-	-	-	-	-	-	-	-	-	-	-	-	-	-	-	-	-	-	-	-	-	-	-	-	-	-	-	S.L.M.	-	-	-	-	-	-	-	-	-	-	-	-	-	-	-	-	-	-	-	-	-	-	-	-	-	-	-	-	-	-	-	-	L.M.	-	-	-	-	-	-	-	-	-	-	-	-	-	-	-	-	-	-	-	-	-	-	-	-	-	-	-	-	-	-	-	-	Total	-	-	-	-	-	-	-	-	-	-	-	-	-	-	-	-	-	-	-	-	-	-	-	-	-	-	-	-	-	-	-	-	Spotted:																																	All grades	-	-	-	-	-	-	-	-	-	-	-	-	-	-	-	-	-	-	-	-	-	-	-	-	-	-	-	-	-	-	-	-	Tinged:																																	All grades	-	-	-	-	-	-	-	-	-	-	-	-	-	-	-	-	-	-	-	-	-	-	-	-	-	-	-	-	-	-	-	-	Light Gray:																																	All grades	-	-	-	-	-	-	-	-	-	-	-	-	-	-	-	-	-	-	-	-	-	-	-	-	-	-	-	-	-	-	-	-	Gray:																																	All grades	-	-	-	-	-	-	-	-	-	-	-	-	-	-	-	-	-	-	-	-	-	-	-	-	-	-	-	-	-	-	-	-	Below grade	-	-	-	-	-	-	-	-	-	-	-	-	-	-	-	-	-	-	-	-	-	-	-	-	-	-	-	-	-	-	-	-	All grades	-	-	-	-	-	-	-	-	-	-	-	-	-	-	-	-	-	-	-	-	-	-	-	-	-	-	-	-	-	-	-	-	All grades	Percent	Percent	Percent	Percent	Percent	Percent	Percent	Percent	Percent	Percent	Percent	Percent	Percent	Percent	Percent	Percent	Percent	Percent	Percent	Percent	Percent	Percent	Percent	Percent	Percent	Percent	Percent	Percent	Percent	Percent	Percent	All grades	.5	1.3	4.7	29.9	59.6	306,326	19,864	273	79	4,341	19,795	273	79	4,341	19,795	273	79	4,341	19,795	273	79	4,341	19,795	273	79	4,341	19,795	273	79	4,341	All grades	100.0	100.0	100.0	100.0	100.0	100.0	100.0	100.0	100.0	100.0	100.0	100.0	100.0	100.0	100.0	100.0	100.0	100.0	100.0	100.0	100.0	100.0	100.0	100.0	100.0	100.0	100.0	100.0	100.0	100.0																																																																
X.M.	-	-	-	-	-	-	-	-	-	-	-	-	-	-	-	-	-	-	-	-	-	-	-	-	-	-	-	-	-	-	3.7	M.	-	-	-	-	-	-	-	-	-	-	-	-	-	-	-	-	-	-	-	-	-	-	-	-	-	-	-	-	-	-	1,857	S.L.M.	-	-	-	-	-	-	-	-	-	-	-	-	-	-	-	-	-	-	-	-	-	-	-	-	-	-	-	-	-	-	158,534	S.L.M.	-	-	-	-	-	-	-	-	-	-	-	-	-	-	-	-	-	-	-	-	-	-	-	-	-	-	-	-	-	-	16,116	S.L.M.	-	-	-	-	-	-	-	-	-	-	-	-	-	-	-	-	-	-	-	-	-	-	-	-	-	-	-	-	-	-	194,708	L.M.	-	-	-	-	-	-	-	-	-	-	-	-	-	-	-	-	-	-	-	-	-	-	-	-	-	-	-	-	-	-	17,406	L.M.	-	-	-	-	-	-	-	-	-	-	-	-	-	-	-	-	-	-	-	-	-	-	-	-	-	-	-	-	-	-	61,183	S.O.O.	-	-	-	-	-	-	-	-	-	-	-	-	-	-	-	-	-	-	-	-	-	-	-	-	-	-	-	-	-	-	1,576	S.O.O.	-	-	-	-	-	-	-	-	-	-	-	-	-	-	-	-	-	-	-	-	-	-	-	-	-	-	-	-	-	-	8,890	G.O.	-	-	-	-	-	-	-	-	-	-	-	-	-	-	-	-	-	-	-	-	-	-	-	-	-	-	-	-	-	-	69	G.O.	-	-	-	-	-	-	-	-	-	-	-	-	-	-	-	-	-	-	-	-	-	-	-	-	-	-	-	-	-	-	1,047	Total	-	-	-	-	-	-	-	-	-	-	-	-	-	-	-	-	-	-	-	-	-	-	-	-	-	-	-	-	-	-	480,276	Light Spotted:																																	G.M.	-	-	-	-	-	-	-	-	-	-	-	-	-	-	-	-	-	-	-	-	-	-	-	-	-	-	-	-	-	-	-	-	S.M.	-	-	-	-	-	-	-	-	-	-	-	-	-	-	-	-	-	-	-	-	-	-	-	-	-	-	-	-	-	-	-	-	M.	-	-	-	-	-	-	-	-	-	-	-	-	-	-	-	-	-	-	-	-	-	-	-	-	-	-	-	-	-	-	-	-	S.L.M.	-	-	-	-	-	-	-	-	-	-	-	-	-	-	-	-	-	-	-	-	-	-	-	-	-	-	-	-	-	-	-	-	L.M.	-	-	-	-	-	-	-	-	-	-	-	-	-	-	-	-	-	-	-	-	-	-	-	-	-	-	-	-	-	-	-	-	Total	-	-	-	-	-	-	-	-	-	-	-	-	-	-	-	-	-	-	-	-	-	-	-	-	-	-	-	-	-	-	-	-	Spotted:																																	All grades	-	-	-	-	-	-	-	-	-	-	-	-	-	-	-	-	-	-	-	-	-	-	-	-	-	-	-	-	-	-	-	-	Tinged:																																	All grades	-	-	-	-	-	-	-	-	-	-	-	-	-	-	-	-	-	-	-	-	-	-	-	-	-	-	-	-	-	-	-	-	Light Gray:																																	All grades	-	-	-	-	-	-	-	-	-	-	-	-	-	-	-	-	-	-	-	-	-	-	-	-	-	-	-	-	-	-	-	-	Gray:																																	All grades	-	-	-	-	-	-	-	-	-	-	-	-	-	-	-	-	-	-	-	-	-	-	-	-	-	-	-	-	-	-	-	-	Below grade	-	-	-	-	-	-	-	-	-	-	-	-	-	-	-	-	-	-	-	-	-	-	-	-	-	-	-	-	-	-	-	-	All grades	-	-	-	-	-	-	-	-	-	-	-	-	-	-	-	-	-	-	-	-	-	-	-	-	-	-	-	-	-	-	-	-	All grades	Percent	Percent	Percent	Percent	Percent	Percent	Percent	Percent	Percent	Percent	Percent	Percent	Percent	Percent	Percent	Percent	Percent	Percent	Percent	Percent	Percent	Percent	Percent	Percent	Percent	Percent	Percent	Percent	Percent	Percent	Percent	All grades	.5	1.3	4.7	29.9	59.6	306,326	19,864	273	79	4,341	19,795	273	79	4,341	19,795	273	79	4,341	19,795	273	79	4,341	19,795	273	79	4,341	19,795	273	79	4,341	All grades	100.0	100.0	100.0	100.0	100.0	100.0	100.0	100.0	100.0	100.0	100.0	100.0	100.0	100.0	100.0	100.0	100.0	100.0	100.0	100.0	100.0	100.0	100.0	100.0	100.0	100.0	100.0	100.0	100.0	100.0																																																																																																
M.	-	-	-	-	-	-	-	-	-	-	-	-	-	-	-	-	-	-	-	-	-	-	-	-	-	-	-	-	-	-	1,857	S.L.M.	-	-	-	-	-	-	-	-	-	-	-	-	-	-	-	-	-	-	-	-	-	-	-	-	-	-	-	-	-	-	158,534	S.L.M.	-	-	-	-	-	-	-	-	-	-	-	-	-	-	-	-	-	-	-	-	-	-	-	-	-	-	-	-	-	-	16,116	S.L.M.	-	-	-	-	-	-	-	-	-	-	-	-	-	-	-	-	-	-	-	-	-	-	-	-	-	-	-	-	-	-	194,708	L.M.	-	-	-	-	-	-	-	-	-	-	-	-	-	-	-	-	-	-	-	-	-	-	-	-	-	-	-	-	-	-	17,406	L.M.	-	-	-	-	-	-	-	-	-	-	-	-	-	-	-	-	-	-	-	-	-	-	-	-	-	-	-	-	-	-	61,183	S.O.O.	-	-	-	-	-	-	-	-	-	-	-	-	-	-	-	-	-	-	-	-	-	-	-	-	-	-	-	-	-	-	1,576	S.O.O.	-	-	-	-	-	-	-	-	-	-	-	-	-	-	-	-	-	-	-	-	-	-	-	-	-	-	-	-	-	-	8,890	G.O.	-	-	-	-	-	-	-	-	-	-	-	-	-	-	-	-	-	-	-	-	-	-	-	-	-	-	-	-	-	-	69	G.O.	-	-	-	-	-	-	-	-	-	-	-	-	-	-	-	-	-	-	-	-	-	-	-	-	-	-	-	-	-	-	1,047	Total	-	-	-	-	-	-	-	-	-	-	-	-	-	-	-	-	-	-	-	-	-	-	-	-	-	-	-	-	-	-	480,276	Light Spotted:																																	G.M.	-	-	-	-	-	-	-	-	-	-	-	-	-	-	-	-	-	-	-	-	-	-	-	-	-	-	-	-	-	-	-	-	S.M.	-	-	-	-	-	-	-	-	-	-	-	-	-	-	-	-	-	-	-	-	-	-	-	-	-	-	-	-	-	-	-	-	M.	-	-	-	-	-	-	-	-	-	-	-	-	-	-	-	-	-	-	-	-	-	-	-	-	-	-	-	-	-	-	-	-	S.L.M.	-	-	-	-	-	-	-	-	-	-	-	-	-	-	-	-	-	-	-	-	-	-	-	-	-	-	-	-	-	-	-	-	L.M.	-	-	-	-	-	-	-	-	-	-	-	-	-	-	-	-	-	-	-	-	-	-	-	-	-	-	-	-	-	-	-	-	Total	-	-	-	-	-	-	-	-	-	-	-	-	-	-	-	-	-	-	-	-	-	-	-	-	-	-	-	-	-	-	-	-	Spotted:																																	All grades	-	-	-	-	-	-	-	-	-	-	-	-	-	-	-	-	-	-	-	-	-	-	-	-	-	-	-	-	-	-	-	-	Tinged:																																	All grades	-	-	-	-	-	-	-	-	-	-	-	-	-	-	-	-	-	-	-	-	-	-	-	-	-	-	-	-	-	-	-	-	Light Gray:																																	All grades	-	-	-	-	-	-	-	-	-	-	-	-	-	-	-	-	-	-	-	-	-	-	-	-	-	-	-	-	-	-	-	-	Gray:																																	All grades	-	-	-	-	-	-	-	-	-	-	-	-	-	-	-	-	-	-	-	-	-	-	-	-	-	-	-	-	-	-	-	-	Below grade	-	-	-	-	-	-	-	-	-	-	-	-	-	-	-	-	-	-	-	-	-	-	-	-	-	-	-	-	-	-	-	-	All grades	-	-	-	-	-	-	-	-	-	-	-	-	-	-	-	-	-	-	-	-	-	-	-	-	-	-	-	-	-	-	-	-	All grades	Percent	Percent	Percent	Percent	Percent	Percent	Percent	Percent	Percent	Percent	Percent	Percent	Percent	Percent	Percent	Percent	Percent	Percent	Percent	Percent	Percent	Percent	Percent	Percent	Percent	Percent	Percent	Percent	Percent	Percent	Percent	All grades	.5	1.3	4.7	29.9	59.6	306,326	19,864	273	79	4,341	19,795	273	79	4,341	19,795	273	79	4,341	19,795	273	79	4,341	19,795	273	79	4,341	19,795	273	79	4,341	All grades	100.0	100.0	100.0	100.0	100.0	100.0	100.0	100.0	100.0	100.0	100.0	100.0	100.0	100.0	100.0	100.0	100.0	100.0	100.0	100.0	100.0	100.0	100.0	100.0	100.0	100.0	100.0	100.0	100.0	100.0																																																																																																																																
S.L.M.	-	-	-	-	-	-	-	-	-	-	-	-	-	-	-	-	-	-	-	-	-	-	-	-	-	-	-	-	-	-	158,534	S.L.M.	-	-	-	-	-	-	-	-	-	-	-	-	-	-	-	-	-	-	-	-	-	-	-	-	-	-	-	-	-	-	16,116	S.L.M.	-	-	-	-	-	-	-	-	-	-	-	-	-	-	-	-	-	-	-	-	-	-	-	-	-	-	-	-	-	-	194,708	L.M.	-	-	-	-	-	-	-	-	-	-	-	-	-	-	-	-	-	-	-	-	-	-	-	-	-	-	-	-	-	-	17,406	L.M.	-	-	-	-	-	-	-	-	-	-	-	-	-	-	-	-	-	-	-	-	-	-	-	-	-	-	-	-	-	-	61,183	S.O.O.	-	-	-	-	-	-	-	-	-	-	-	-	-	-	-	-	-	-	-	-	-	-	-	-	-	-	-	-	-	-	1,576	S.O.O.	-	-	-	-	-	-	-	-	-	-	-	-	-	-	-	-	-	-	-	-	-	-	-	-	-	-	-	-	-	-	8,890	G.O.	-	-	-	-	-	-	-	-	-	-	-	-	-	-	-	-	-	-	-	-	-	-	-	-	-	-	-	-	-	-	69	G.O.	-	-	-	-	-	-	-	-	-	-	-	-	-	-	-	-	-	-	-	-	-	-	-	-	-	-	-	-	-	-	1,047	Total	-	-	-	-	-	-	-	-	-	-	-	-	-	-	-	-	-	-	-	-	-	-	-	-	-	-	-	-	-	-	480,276	Light Spotted:																																	G.M.	-	-	-	-	-	-	-	-	-	-	-	-	-	-	-	-	-	-	-	-	-	-	-	-	-	-	-	-	-	-	-	-	S.M.	-	-	-	-	-	-	-	-	-	-	-	-	-	-	-	-	-	-	-	-	-	-	-	-	-	-	-	-	-	-	-	-	M.	-	-	-	-	-	-	-	-	-	-	-	-	-	-	-	-	-	-	-	-	-	-	-	-	-	-	-	-	-	-	-	-	S.L.M.	-	-	-	-	-	-	-	-	-	-	-	-	-	-	-	-	-	-	-	-	-	-	-	-	-	-	-	-	-	-	-	-	L.M.	-	-	-	-	-	-	-	-	-	-	-	-	-	-	-	-	-	-	-	-	-	-	-	-	-	-	-	-	-	-	-	-	Total	-	-	-	-	-	-	-	-	-	-	-	-	-	-	-	-	-	-	-	-	-	-	-	-	-	-	-	-	-	-	-	-	Spotted:																																	All grades	-	-	-	-	-	-	-	-	-	-	-	-	-	-	-	-	-	-	-	-	-	-	-	-	-	-	-	-	-	-	-	-	Tinged:																																	All grades	-	-	-	-	-	-	-	-	-	-	-	-	-	-	-	-	-	-	-	-	-	-	-	-	-	-	-	-	-	-	-	-	Light Gray:																																	All grades	-	-	-	-	-	-	-	-	-	-	-	-	-	-	-	-	-	-	-	-	-	-	-	-	-	-	-	-	-	-	-	-	Gray:																																	All grades	-	-	-	-	-	-	-	-	-	-	-	-	-	-	-	-	-	-	-	-	-	-	-	-	-	-	-	-	-	-	-	-	Below grade	-	-	-	-	-	-	-	-	-	-	-	-	-	-	-	-	-	-	-	-	-	-	-	-	-	-	-	-	-	-	-	-	All grades	-	-	-	-	-	-	-	-	-	-	-	-	-	-	-	-	-	-	-	-	-	-	-	-	-	-	-	-	-	-	-	-	All grades	Percent	Percent	Percent	Percent	Percent	Percent	Percent	Percent	Percent	Percent	Percent	Percent	Percent	Percent	Percent	Percent	Percent	Percent	Percent	Percent	Percent	Percent	Percent	Percent	Percent	Percent	Percent	Percent	Percent	Percent	Percent	All grades	.5	1.3	4.7	29.9	59.6	306,326	19,864	273	79	4,341	19,795	273	79	4,341	19,795	273	79	4,341	19,795	273	79	4,341	19,795	273	79	4,341	19,795	273	79	4,341	All grades	100.0	100.0	100.0	100.0	100.0	100.0	100.0	100.0	100.0	100.0	100.0	100.0	100.0	100.0	100.0	100.0	100.0	100.0	100.0	100.0	100.0	100.0	100.0	100.0	100.0	100.0	100.0	100.0	100.0	100.0																																																																																																																																																																
S.L.M.	-	-	-	-	-	-	-	-	-	-	-	-	-	-	-	-	-	-	-	-	-	-	-	-	-	-	-	-	-	-	16,116	S.L.M.	-	-	-	-	-	-	-	-	-	-	-	-	-	-	-	-	-	-	-	-	-	-	-	-	-	-	-	-	-	-	194,708	L.M.	-	-	-	-	-	-	-	-	-	-	-	-	-	-	-	-	-	-	-	-	-	-	-	-	-	-	-	-	-	-	17,406	L.M.	-	-	-	-	-	-	-	-	-	-	-	-	-	-	-	-	-	-	-	-	-	-	-	-	-	-	-	-	-	-	61,183	S.O.O.	-	-	-	-	-	-	-	-	-	-	-	-	-	-	-	-	-	-	-	-	-	-	-	-	-	-	-	-	-	-	1,576	S.O.O.	-	-	-	-	-	-	-	-	-	-	-	-	-	-	-	-	-	-	-	-	-	-	-	-	-	-	-	-	-	-	8,890	G.O.	-	-	-	-	-	-	-	-	-	-	-	-	-	-	-	-	-	-	-	-	-	-	-	-	-	-	-	-	-	-	69	G.O.	-	-	-	-	-	-	-	-	-	-	-	-	-	-	-	-	-	-	-	-	-	-	-	-	-	-	-	-	-	-	1,047	Total	-	-	-	-	-	-	-	-	-	-	-	-	-	-	-	-	-	-	-	-	-	-	-	-	-	-	-	-	-	-	480,276	Light Spotted:																																	G.M.	-	-	-	-	-	-	-	-	-	-	-	-	-	-	-	-	-	-	-	-	-	-	-	-	-	-	-	-	-	-	-	-	S.M.	-	-	-	-	-	-	-	-	-	-	-	-	-	-	-	-	-	-	-	-	-	-	-	-	-	-	-	-	-	-	-	-	M.	-	-	-	-	-	-	-	-	-	-	-	-	-	-	-	-	-	-	-	-	-	-	-	-	-	-	-	-	-	-	-	-	S.L.M.	-	-	-	-	-	-	-	-	-	-	-	-	-	-	-	-	-	-	-	-	-	-	-	-	-	-	-	-	-	-	-	-	L.M.	-	-	-	-	-	-	-	-	-	-	-	-	-	-	-	-	-	-	-	-	-	-	-	-	-	-	-	-	-	-	-	-	Total	-	-	-	-	-	-	-	-	-	-	-	-	-	-	-	-	-	-	-	-	-	-	-	-	-	-	-	-	-	-	-	-	Spotted:																																	All grades	-	-	-	-	-	-	-	-	-	-	-	-	-	-	-	-	-	-	-	-	-	-	-	-	-	-	-	-	-	-	-	-	Tinged:																																	All grades	-	-	-	-	-	-	-	-	-	-	-	-	-	-	-	-	-	-	-	-	-	-	-	-	-	-	-	-	-	-	-	-	Light Gray:																																	All grades	-	-	-	-	-	-	-	-	-	-	-	-	-	-	-	-	-	-	-	-	-	-	-	-	-	-	-	-	-	-	-	-	Gray:																																	All grades	-	-	-	-	-	-	-	-	-	-	-	-	-	-	-	-	-	-	-	-	-	-	-	-	-	-	-	-	-	-	-	-	Below grade	-	-	-	-	-	-	-	-	-	-	-	-	-	-	-	-	-	-	-	-	-	-	-	-	-	-	-	-	-	-	-	-	All grades	-	-	-	-	-	-	-	-	-	-	-	-	-	-	-	-	-	-	-	-	-	-	-	-	-	-	-	-	-	-	-	-	All grades	Percent	Percent	Percent	Percent	Percent	Percent	Percent	Percent	Percent	Percent	Percent	Percent	Percent	Percent	Percent	Percent	Percent	Percent	Percent	Percent	Percent	Percent	Percent	Percent	Percent	Percent	Percent	Percent	Percent	Percent	Percent	All grades	.5	1.3	4.7	29.9	59.6	306,326	19,864	273	79	4,341	19,795	273	79	4,341	19,795	273	79	4,341	19,795	273	79	4,341	19,795	273	79	4,341	19,795	273	79	4,341	All grades	100.0	100.0	100.0	100.0	100.0	100.0	100.0	100.0	100.0	100.0	100.0	100.0	100.0	100.0	100.0	100.0	100.0	100.0	100.0	100.0	100.0	100.0	100.0	100.0	100.0	100.0	100.0	100.0	100.0	100.0																																																																																																																																																																																																
S.L.M.	-	-	-	-	-	-	-	-	-	-	-	-	-	-	-	-	-	-	-	-	-	-	-	-	-	-	-	-	-	-	194,708	L.M.	-	-	-	-	-	-	-	-	-	-	-	-	-	-	-	-	-	-	-	-	-	-	-	-	-	-	-	-	-	-	17,406	L.M.	-	-	-	-	-	-	-	-	-	-	-	-	-	-	-	-	-	-	-	-	-	-	-	-	-	-	-	-	-	-	61,183	S.O.O.	-	-	-	-	-	-	-	-	-	-	-	-	-	-	-	-	-	-	-	-	-	-	-	-	-	-	-	-	-	-	1,576	S.O.O.	-	-	-	-	-	-	-	-	-	-	-	-	-	-	-	-	-	-	-	-	-	-	-	-	-	-	-	-	-	-	8,890	G.O.	-	-	-	-	-	-	-	-	-	-	-	-	-	-	-	-	-	-	-	-	-	-	-	-	-	-	-	-	-	-	69	G.O.	-	-	-	-	-	-	-	-	-	-	-	-	-	-	-	-	-	-	-	-	-	-	-	-	-	-	-	-	-	-	1,047	Total	-	-	-	-	-	-	-	-	-	-	-	-	-	-	-	-	-	-	-	-	-	-	-	-	-	-	-	-	-	-	480,276	Light Spotted:																																	G.M.	-	-	-	-	-	-	-	-	-	-	-	-	-	-	-	-	-	-	-	-	-	-	-	-	-	-	-	-	-	-	-	-	S.M.	-	-	-	-	-	-	-	-	-	-	-	-	-	-	-	-	-	-	-	-	-	-	-	-	-	-	-	-	-	-	-	-	M.	-	-	-	-	-	-	-	-	-	-	-	-	-	-	-	-	-	-	-	-	-	-	-	-	-	-	-	-	-	-	-	-	S.L.M.	-	-	-	-	-	-	-	-	-	-	-	-	-	-	-	-	-	-	-	-	-	-	-	-	-	-	-	-	-	-	-	-	L.M.	-	-	-	-	-	-	-	-	-	-	-	-	-	-	-	-	-	-	-	-	-	-	-	-	-	-	-	-	-	-	-	-	Total	-	-	-	-	-	-	-	-	-	-	-	-	-	-	-	-	-	-	-	-	-	-	-	-	-	-	-	-	-	-	-	-	Spotted:																																	All grades	-	-	-	-	-	-	-	-	-	-	-	-	-	-	-	-	-	-	-	-	-	-	-	-	-	-	-	-	-	-	-	-	Tinged:																																	All grades	-	-	-	-	-	-	-	-	-	-	-	-	-	-	-	-	-	-	-	-	-	-	-	-	-	-	-	-	-	-	-	-	Light Gray:																																	All grades	-	-	-	-	-	-	-	-	-	-	-	-	-	-	-	-	-	-	-	-	-	-	-	-	-	-	-	-	-	-	-	-	Gray:																																	All grades	-	-	-	-	-	-	-	-	-	-	-	-	-	-	-	-	-	-	-	-	-	-	-	-	-	-	-	-	-	-	-	-	Below grade	-	-	-	-	-	-	-	-	-	-	-	-	-	-	-	-	-	-	-	-	-	-	-	-	-	-	-	-	-	-	-	-	All grades	-	-	-	-	-	-	-	-	-	-	-	-	-	-	-	-	-	-	-	-	-	-	-	-	-	-	-	-	-	-	-	-	All grades	Percent	Percent	Percent	Percent	Percent	Percent	Percent	Percent	Percent	Percent	Percent	Percent	Percent	Percent	Percent	Percent	Percent	Percent	Percent	Percent	Percent	Percent	Percent	Percent	Percent	Percent	Percent	Percent	Percent	Percent	Percent	All grades	.5	1.3	4.7	29.9	59.6	306,326	19,864	273	79	4,341	19,795	273	79	4,341	19,795	273	79	4,341	19,795	273	79	4,341	19,795	273	79	4,341	19,795	273	79	4,341	All grades	100.0	100.0	100.0	100.0	100.0	100.0	100.0	100.0	100.0	100.0	100.0	100.0	100.0	100.0	100.0	100.0	100.0	100.0	100.0	100.0	100.0	100.0	100.0	100.0	100.0	100.0	100.0	100.0	100.0	100.0																																																																																																																																																																																																																																
L.M.	-	-	-	-	-	-	-	-	-	-	-	-	-	-	-	-	-	-	-	-	-	-	-	-	-	-	-	-	-	-	17,406	L.M.	-	-	-	-	-	-	-	-	-	-	-	-	-	-	-	-	-	-	-	-	-	-	-	-	-	-	-	-	-	-	61,183	S.O.O.	-	-	-	-	-	-	-	-	-	-	-	-	-	-	-	-	-	-	-	-	-	-	-	-	-	-	-	-	-	-	1,576	S.O.O.	-	-	-	-	-	-	-	-	-	-	-	-	-	-	-	-	-	-	-	-	-	-	-	-	-	-	-	-	-	-	8,890	G.O.	-	-	-	-	-	-	-	-	-	-	-	-	-	-	-	-	-	-	-	-	-	-	-	-	-	-	-	-	-	-	69	G.O.	-	-	-	-	-	-	-	-	-	-	-	-	-	-	-	-	-	-	-	-	-	-	-	-	-	-	-	-	-	-	1,047	Total	-	-	-	-	-	-	-	-	-	-	-	-	-	-	-	-	-	-	-	-	-	-	-	-	-	-	-	-	-	-	480,276	Light Spotted:																																	G.M.	-	-	-	-	-	-	-	-	-	-	-	-	-	-	-	-	-	-	-	-	-	-	-	-	-	-	-	-	-	-	-	-	S.M.	-	-	-	-	-	-	-	-	-	-	-	-	-	-	-	-	-	-	-	-	-	-	-	-	-	-	-	-	-	-	-	-	M.	-	-	-	-	-	-	-	-	-	-	-	-	-	-	-	-	-	-	-	-	-	-	-	-	-	-	-	-	-	-	-	-	S.L.M.	-	-	-	-	-	-	-	-	-	-	-	-	-	-	-	-	-	-	-	-	-	-	-	-	-	-	-	-	-	-	-	-	L.M.	-	-	-	-	-	-	-	-	-	-	-	-	-	-	-	-	-	-	-	-	-	-	-	-	-	-	-	-	-	-	-	-	Total	-	-	-	-	-	-	-	-	-	-	-	-	-	-	-	-	-	-	-	-	-	-	-	-	-	-	-	-	-	-	-	-	Spotted:																																	All grades	-	-	-	-	-	-	-	-	-	-	-	-	-	-	-	-	-	-	-	-	-	-	-	-	-	-	-	-	-	-	-	-	Tinged:																																	All grades	-	-	-	-	-	-	-	-	-	-	-	-	-	-	-	-	-	-	-	-	-	-	-	-	-	-	-	-	-	-	-	-	Light Gray:																																	All grades	-	-	-	-	-	-	-	-	-	-	-	-	-	-	-	-	-	-	-	-	-	-	-	-	-	-	-	-	-	-	-	-	Gray:																																	All grades	-	-	-	-	-	-	-	-	-	-	-	-	-	-	-	-	-	-	-	-	-	-	-	-	-	-	-	-	-	-	-	-	Below grade	-	-	-	-	-	-	-	-	-	-	-	-	-	-	-	-	-	-	-	-	-	-	-	-	-	-	-	-	-	-	-	-	All grades	-	-	-	-	-	-	-	-	-	-	-	-	-	-	-	-	-	-	-	-	-	-	-	-	-	-	-	-	-	-	-	-	All grades	Percent	Percent	Percent	Percent	Percent	Percent	Percent	Percent	Percent	Percent	Percent	Percent	Percent	Percent	Percent	Percent	Percent	Percent	Percent	Percent	Percent	Percent	Percent	Percent	Percent	Percent	Percent	Percent	Percent	Percent	Percent	All grades	.5	1.3	4.7	29.9	59.6	306,326	19,864	273	79	4,341	19,795	273	79	4,341	19,795	273	79	4,341	19,795	273	79	4,341	19,795	273	79	4,341	19,795	273	79	4,341	All grades	100.0	100.0	100.0	100.0	100.0	100.0	100.0	100.0	100.0	100.0	100.0	100.0	100.0	100.0	100.0	100.0	100.0	100.0	100.0	100.0	100.0	100.0	100.0	100.0	100.0	100.0	100.0	100.0	100.0	100.0																																																																																																																																																																																																																																																																
L.M.	-	-	-	-	-	-	-	-	-	-	-	-	-	-	-	-	-	-	-	-	-	-	-	-	-	-	-	-	-	-	61,183	S.O.O.	-	-	-	-	-	-	-	-	-	-	-	-	-	-	-	-	-	-	-	-	-	-	-	-	-	-	-	-	-	-	1,576	S.O.O.	-	-	-	-	-	-	-	-	-	-	-	-	-	-	-	-	-	-	-	-	-	-	-	-	-	-	-	-	-	-	8,890	G.O.	-	-	-	-	-	-	-	-	-	-	-	-	-	-	-	-	-	-	-	-	-	-	-	-	-	-	-	-	-	-	69	G.O.	-	-	-	-	-	-	-	-	-	-	-	-	-	-	-	-	-	-	-	-	-	-	-	-	-	-	-	-	-	-	1,047	Total	-	-	-	-	-	-	-	-	-	-	-	-	-	-	-	-	-	-	-	-	-	-	-	-	-	-	-	-	-	-	480,276	Light Spotted:																																	G.M.	-	-	-	-	-	-	-	-	-	-	-	-	-	-	-	-	-	-	-	-	-	-	-	-	-	-	-	-	-	-	-	-	S.M.	-	-	-	-	-	-	-	-	-	-	-	-	-	-	-	-	-	-	-	-	-	-	-	-	-	-	-	-	-	-	-	-	M.	-	-	-	-	-	-	-	-	-	-	-	-	-	-	-	-	-	-	-	-	-	-	-	-	-	-	-	-	-	-	-	-	S.L.M.	-	-	-	-	-	-	-	-	-	-	-	-	-	-	-	-	-	-	-	-	-	-	-	-	-	-	-	-	-	-	-	-	L.M.	-	-	-	-	-	-	-	-	-	-	-	-	-	-	-	-	-	-	-	-	-	-	-	-	-	-	-	-	-	-	-	-	Total	-	-	-	-	-	-	-	-	-	-	-	-	-	-	-	-	-	-	-	-	-	-	-	-	-	-	-	-	-	-	-	-	Spotted:																																	All grades	-	-	-	-	-	-	-	-	-	-	-	-	-	-	-	-	-	-	-	-	-	-	-	-	-	-	-	-	-	-	-	-	Tinged:																																	All grades	-	-	-	-	-	-	-	-	-	-	-	-	-	-	-	-	-	-	-	-	-	-	-	-	-	-	-	-	-	-	-	-	Light Gray:																																	All grades	-	-	-	-	-	-	-	-	-	-	-	-	-	-	-	-	-	-	-	-	-	-	-	-	-	-	-	-	-	-	-	-	Gray:																																	All grades	-	-	-	-	-	-	-	-	-	-	-	-	-	-	-	-	-	-	-	-	-	-	-	-	-	-	-	-	-	-	-	-	Below grade	-	-	-	-	-	-	-	-	-	-	-	-	-	-	-	-	-	-	-	-	-	-	-	-	-	-	-	-	-	-	-	-	All grades	-	-	-	-	-	-	-	-	-	-	-	-	-	-	-	-	-	-	-	-	-	-	-	-	-	-	-	-	-	-	-	-	All grades	Percent	Percent	Percent	Percent	Percent	Percent	Percent	Percent	Percent	Percent	Percent	Percent	Percent	Percent	Percent	Percent	Percent	Percent	Percent	Percent	Percent	Percent	Percent	Percent	Percent	Percent	Percent	Percent	Percent	Percent	Percent	All grades	.5	1.3	4.7	29.9	59.6	306,326	19,864	273	79	4,341	19,795	273	79	4,341	19,795	273	79	4,341	19,795	273	79	4,341	19,795	273	79	4,341	19,795	273	79	4,341	All grades	100.0	100.0	100.0	100.0	100.0	100.0	100.0	100.0	100.0	100.0	100.0	100.0	100.0	100.0	100.0	100.0	100.0	100.0	100.0	100.0	100.0	100.0	100.0	100.0	100.0	100.0	100.0	100.0	100.0	100.0																																																																																																																																																																																																																																																																																																
S.O.O.	-	-	-	-	-	-	-	-	-	-	-	-	-	-	-	-	-	-	-	-	-	-	-	-	-	-	-	-	-	-	1,576	S.O.O.	-	-	-	-	-	-	-	-	-	-	-	-	-	-	-	-	-	-	-	-	-	-	-	-	-	-	-	-	-	-	8,890	G.O.	-	-	-	-	-	-	-	-	-	-	-	-	-	-	-	-	-	-	-	-	-	-	-	-	-	-	-	-	-	-	69	G.O.	-	-	-	-	-	-	-	-	-	-	-	-	-	-	-	-	-	-	-	-	-	-	-	-	-	-	-	-	-	-	1,047	Total	-	-	-	-	-	-	-	-	-	-	-	-	-	-	-	-	-	-	-	-	-	-	-	-	-	-	-	-	-	-	480,276	Light Spotted:																																	G.M.	-	-	-	-	-	-	-	-	-	-	-	-	-	-	-	-	-	-	-	-	-	-	-	-	-	-	-	-	-	-	-	-	S.M.	-	-	-	-	-	-	-	-	-	-	-	-	-	-	-	-	-	-	-	-	-	-	-	-	-	-	-	-	-	-	-	-	M.	-	-	-	-	-	-	-	-	-	-	-	-	-	-	-	-	-	-	-	-	-	-	-	-	-	-	-	-	-	-	-	-	S.L.M.	-	-	-	-	-	-	-	-	-	-	-	-	-	-	-	-	-	-	-	-	-	-	-	-	-	-	-	-	-	-	-	-	L.M.	-	-	-	-	-	-	-	-	-	-	-	-	-	-	-	-	-	-	-	-	-	-	-	-	-	-	-	-	-	-	-	-	Total	-	-	-	-	-	-	-	-	-	-	-	-	-	-	-	-	-	-	-	-	-	-	-	-	-	-	-	-	-	-	-	-	Spotted:																																	All grades	-	-	-	-	-	-	-	-	-	-	-	-	-	-	-	-	-	-	-	-	-	-	-	-	-	-	-	-	-	-	-	-	Tinged:																																	All grades	-	-	-	-	-	-	-	-	-	-	-	-	-	-	-	-	-	-	-	-	-	-	-	-	-	-	-	-	-	-	-	-	Light Gray:																																	All grades	-	-	-	-	-	-	-	-	-	-	-	-	-	-	-	-	-	-	-	-	-	-	-	-	-	-	-	-	-	-	-	-	Gray:																																	All grades	-	-	-	-	-	-	-	-	-	-	-	-	-	-	-	-	-	-	-	-	-	-	-	-	-	-	-	-	-	-	-	-	Below grade	-	-	-	-	-	-	-	-	-	-	-	-	-	-	-	-	-	-	-	-	-	-	-	-	-	-	-	-	-	-	-	-	All grades	-	-	-	-	-	-	-	-	-	-	-	-	-	-	-	-	-	-	-	-	-	-	-	-	-	-	-	-	-	-	-	-	All grades	Percent	Percent	Percent	Percent	Percent	Percent	Percent	Percent	Percent	Percent	Percent	Percent	Percent	Percent	Percent	Percent	Percent	Percent	Percent	Percent	Percent	Percent	Percent	Percent	Percent	Percent	Percent	Percent	Percent	Percent	Percent	All grades	.5	1.3	4.7	29.9	59.6	306,326	19,864	273	79	4,341	19,795	273	79	4,341	19,795	273	79	4,341	19,795	273	79	4,341	19,795	273	79	4,341	19,795	273	79	4,341	All grades	100.0	100.0	100.0	100.0	100.0	100.0	100.0	100.0	100.0	100.0	100.0	100.0	100.0	100.0	100.0	100.0	100.0	100.0	100.0	100.0	100.0	100.0	100.0	100.0	100.0	100.0	100.0	100.0	100.0	100.0																																																																																																																																																																																																																																																																																																																																
S.O.O.	-	-	-	-	-	-	-	-	-	-	-	-	-	-	-	-	-	-	-	-	-	-	-	-	-	-	-	-	-	-	8,890	G.O.	-	-	-	-	-	-	-	-	-	-	-	-	-	-	-	-	-	-	-	-	-	-	-	-	-	-	-	-	-	-	69	G.O.	-	-	-	-	-	-	-	-	-	-	-	-	-	-	-	-	-	-	-	-	-	-	-	-	-	-	-	-	-	-	1,047	Total	-	-	-	-	-	-	-	-	-	-	-	-	-	-	-	-	-	-	-	-	-	-	-	-	-	-	-	-	-	-	480,276	Light Spotted:																																	G.M.	-	-	-	-	-	-	-	-	-	-	-	-	-	-	-	-	-	-	-	-	-	-	-	-	-	-	-	-	-	-	-	-	S.M.	-	-	-	-	-	-	-	-	-	-	-	-	-	-	-	-	-	-	-	-	-	-	-	-	-	-	-	-	-	-	-	-	M.	-	-	-	-	-	-	-	-	-	-	-	-	-	-	-	-	-	-	-	-	-	-	-	-	-	-	-	-	-	-	-	-	S.L.M.	-	-	-	-	-	-	-	-	-	-	-	-	-	-	-	-	-	-	-	-	-	-	-	-	-	-	-	-	-	-	-	-	L.M.	-	-	-	-	-	-	-	-	-	-	-	-	-	-	-	-	-	-	-	-	-	-	-	-	-	-	-	-	-	-	-	-	Total	-	-	-	-	-	-	-	-	-	-	-	-	-	-	-	-	-	-	-	-	-	-	-	-	-	-	-	-	-	-	-	-	Spotted:																																	All grades	-	-	-	-	-	-	-	-	-	-	-	-	-	-	-	-	-	-	-	-	-	-	-	-	-	-	-	-	-	-	-	-	Tinged:																																	All grades	-	-	-	-	-	-	-	-	-	-	-	-	-	-	-	-	-	-	-	-	-	-	-	-	-	-	-	-	-	-	-	-	Light Gray:																																	All grades	-	-	-	-	-	-	-	-	-	-	-	-	-	-	-	-	-	-	-	-	-	-	-	-	-	-	-	-	-	-	-	-	Gray:																																	All grades	-	-	-	-	-	-	-	-	-	-	-	-	-	-	-	-	-	-	-	-	-	-	-	-	-	-	-	-	-	-	-	-	Below grade	-	-	-	-	-	-	-	-	-	-	-	-	-	-	-	-	-	-	-	-	-	-	-	-	-	-	-	-	-	-	-	-	All grades	-	-	-	-	-	-	-	-	-	-	-	-	-	-	-	-	-	-	-	-	-	-	-	-	-	-	-	-	-	-	-	-	All grades	Percent	Percent	Percent	Percent	Percent	Percent	Percent	Percent	Percent	Percent	Percent	Percent	Percent	Percent	Percent	Percent	Percent	Percent	Percent	Percent	Percent	Percent	Percent	Percent	Percent	Percent	Percent	Percent	Percent	Percent	Percent	All grades	.5	1.3	4.7	29.9	59.6	306,326	19,864	273	79	4,341	19,795	273	79	4,341	19,795	273	79	4,341	19,795	273	79	4,341	19,795	273	79	4,341	19,795	273	79	4,341	All grades	100.0	100.0	100.0	100.0	100.0	100.0	100.0	100.0	100.0	100.0	100.0	100.0	100.0	100.0	100.0	100.0	100.0	100.0	100.0	100.0	100.0	100.0	100.0	100.0	100.0	100.0	100.0	100.0	100.0	100.0																																																																																																																																																																																																																																																																																																																																																																
G.O.	-	-	-	-	-	-	-	-	-	-	-	-	-	-	-	-	-	-	-	-	-	-	-	-	-	-	-	-	-	-	69	G.O.	-	-	-	-	-	-	-	-	-	-	-	-	-	-	-	-	-	-	-	-	-	-	-	-	-	-	-	-	-	-	1,047	Total	-	-	-	-	-	-	-	-	-	-	-	-	-	-	-	-	-	-	-	-	-	-	-	-	-	-	-	-	-	-	480,276	Light Spotted:																																	G.M.	-	-	-	-	-	-	-	-	-	-	-	-	-	-	-	-	-	-	-	-	-	-	-	-	-	-	-	-	-	-	-	-	S.M.	-	-	-	-	-	-	-	-	-	-	-	-	-	-	-	-	-	-	-	-	-	-	-	-	-	-	-	-	-	-	-	-	M.	-	-	-	-	-	-	-	-	-	-	-	-	-	-	-	-	-	-	-	-	-	-	-	-	-	-	-	-	-	-	-	-	S.L.M.	-	-	-	-	-	-	-	-	-	-	-	-	-	-	-	-	-	-	-	-	-	-	-	-	-	-	-	-	-	-	-	-	L.M.	-	-	-	-	-	-	-	-	-	-	-	-	-	-	-	-	-	-	-	-	-	-	-	-	-	-	-	-	-	-	-	-	Total	-	-	-	-	-	-	-	-	-	-	-	-	-	-	-	-	-	-	-	-	-	-	-	-	-	-	-	-	-	-	-	-	Spotted:																																	All grades	-	-	-	-	-	-	-	-	-	-	-	-	-	-	-	-	-	-	-	-	-	-	-	-	-	-	-	-	-	-	-	-	Tinged:																																	All grades	-	-	-	-	-	-	-	-	-	-	-	-	-	-	-	-	-	-	-	-	-	-	-	-	-	-	-	-	-	-	-	-	Light Gray:																																	All grades	-	-	-	-	-	-	-	-	-	-	-	-	-	-	-	-	-	-	-	-	-	-	-	-	-	-	-	-	-	-	-	-	Gray:																																	All grades	-	-	-	-	-	-	-	-	-	-	-	-	-	-	-	-	-	-	-	-	-	-	-	-	-	-	-	-	-	-	-	-	Below grade	-	-	-	-	-	-	-	-	-	-	-	-	-	-	-	-	-	-	-	-	-	-	-	-	-	-	-	-	-	-	-	-	All grades	-	-	-	-	-	-	-	-	-	-	-	-	-	-	-	-	-	-	-	-	-	-	-	-	-	-	-	-	-	-	-	-	All grades	Percent	Percent	Percent	Percent	Percent	Percent	Percent	Percent	Percent	Percent	Percent	Percent	Percent	Percent	Percent	Percent	Percent	Percent	Percent	Percent	Percent	Percent	Percent	Percent	Percent	Percent	Percent	Percent	Percent	Percent	Percent	All grades	.5	1.3	4.7	29.9	59.6	306,326	19,864	273	79	4,341	19,795	273	79	4,341	19,795	273	79	4,341	19,795	273	79	4,341	19,795	273	79	4,341	19,795	273	79	4,341	All grades	100.0	100.0	100.0	100.0	100.0	100.0	100.0	100.0	100.0	100.0	100.0	100.0	100.0	100.0	100.0	100.0	100.0	100.0	100.0	100.0	100.0	100.0	100.0	100.0	100.0	100.0	100.0	100.0	100.0	100.0																																																																																																																																																																																																																																																																																																																																																																																																
G.O.	-	-	-	-	-	-	-	-	-	-	-	-	-	-	-	-	-	-	-	-	-	-	-	-	-	-	-	-	-	-	1,047	Total	-	-	-	-	-	-	-	-	-	-	-	-	-	-	-	-	-	-	-	-	-	-	-	-	-	-	-	-	-	-	480,276	Light Spotted:																																	G.M.	-	-	-	-	-	-	-	-	-	-	-	-	-	-	-	-	-	-	-	-	-	-	-	-	-	-	-	-	-	-	-	-	S.M.	-	-	-	-	-	-	-	-	-	-	-	-	-	-	-	-	-	-	-	-	-	-	-	-	-	-	-	-	-	-	-	-	M.	-	-	-	-	-	-	-	-	-	-	-	-	-	-	-	-	-	-	-	-	-	-	-	-	-	-	-	-	-	-	-	-	S.L.M.	-	-	-	-	-	-	-	-	-	-	-	-	-	-	-	-	-	-	-	-	-	-	-	-	-	-	-	-	-	-	-	-	L.M.	-	-	-	-	-	-	-	-	-	-	-	-	-	-	-	-	-	-	-	-	-	-	-	-	-	-	-	-	-	-	-	-	Total	-	-	-	-	-	-	-	-	-	-	-	-	-	-	-	-	-	-	-	-	-	-	-	-	-	-	-	-	-	-	-	-	Spotted:																																	All grades	-	-	-	-	-	-	-	-	-	-	-	-	-	-	-	-	-	-	-	-	-	-	-	-	-	-	-	-	-	-	-	-	Tinged:																																	All grades	-	-	-	-	-	-	-	-	-	-	-	-	-	-	-	-	-	-	-	-	-	-	-	-	-	-	-	-	-	-	-	-	Light Gray:																																	All grades	-	-	-	-	-	-	-	-	-	-	-	-	-	-	-	-	-	-	-	-	-	-	-	-	-	-	-	-	-	-	-	-	Gray:																																	All grades	-	-	-	-	-	-	-	-	-	-	-	-	-	-	-	-	-	-	-	-	-	-	-	-	-	-	-	-	-	-	-	-	Below grade	-	-	-	-	-	-	-	-	-	-	-	-	-	-	-	-	-	-	-	-	-	-	-	-	-	-	-	-	-	-	-	-	All grades	-	-	-	-	-	-	-	-	-	-	-	-	-	-	-	-	-	-	-	-	-	-	-	-	-	-	-	-	-	-	-	-	All grades	Percent	Percent	Percent	Percent	Percent	Percent	Percent	Percent	Percent	Percent	Percent	Percent	Percent	Percent	Percent	Percent	Percent	Percent	Percent	Percent	Percent	Percent	Percent	Percent	Percent	Percent	Percent	Percent	Percent	Percent	Percent	All grades	.5	1.3	4.7	29.9	59.6	306,326	19,864	273	79	4,341	19,795	273	79	4,341	19,795	273	79	4,341	19,795	273	79	4,341	19,795	273	79	4,341	19,795	273	79	4,341	All grades	100.0	100.0	100.0	100.0	100.0	100.0	100.0	100.0	100.0	100.0	100.0	100.0	100.0	100.0	100.0	100.0	100.0	100.0	100.0	100.0	100.0	100.0	100.0	100.0	100.0	100.0	100.0	100.0	100.0	100.0																																																																																																																																																																																																																																																																																																																																																																																																																																
Total	-	-	-	-	-	-	-	-	-	-	-	-	-	-	-	-	-	-	-	-	-	-	-	-	-	-	-	-	-	-	480,276	Light Spotted:																																	G.M.	-	-	-	-	-	-	-	-	-	-	-	-	-	-	-	-	-	-	-	-	-	-	-	-	-	-	-	-	-	-	-	-	S.M.	-	-	-	-	-	-	-	-	-	-	-	-	-	-	-	-	-	-	-	-	-	-	-	-	-	-	-	-	-	-	-	-	M.	-	-	-	-	-	-	-	-	-	-	-	-	-	-	-	-	-	-	-	-	-	-	-	-	-	-	-	-	-	-	-	-	S.L.M.	-	-	-	-	-	-	-	-	-	-	-	-	-	-	-	-	-	-	-	-	-	-	-	-	-	-	-	-	-	-	-	-	L.M.	-	-	-	-	-	-	-	-	-	-	-	-	-	-	-	-	-	-	-	-	-	-	-	-	-	-	-	-	-	-	-	-	Total	-	-	-	-	-	-	-	-	-	-	-	-	-	-	-	-	-	-	-	-	-	-	-	-	-	-	-	-	-	-	-	-	Spotted:																																	All grades	-	-	-	-	-	-	-	-	-	-	-	-	-	-	-	-	-	-	-	-	-	-	-	-	-	-	-	-	-	-	-	-	Tinged:																																	All grades	-	-	-	-	-	-	-	-	-	-	-	-	-	-	-	-	-	-	-	-	-	-	-	-	-	-	-	-	-	-	-	-	Light Gray:																																	All grades	-	-	-	-	-	-	-	-	-	-	-	-	-	-	-	-	-	-	-	-	-	-	-	-	-	-	-	-	-	-	-	-	Gray:																																	All grades	-	-	-	-	-	-	-	-	-	-	-	-	-	-	-	-	-	-	-	-	-	-	-	-	-	-	-	-	-	-	-	-	Below grade	-	-	-	-	-	-	-	-	-	-	-	-	-	-	-	-	-	-	-	-	-	-	-	-	-	-	-	-	-	-	-	-	All grades	-	-	-	-	-	-	-	-	-	-	-	-	-	-	-	-	-	-	-	-	-	-	-	-	-	-	-	-	-	-	-	-	All grades	Percent	Percent	Percent	Percent	Percent	Percent	Percent	Percent	Percent	Percent	Percent	Percent	Percent	Percent	Percent	Percent	Percent	Percent	Percent	Percent	Percent	Percent	Percent	Percent	Percent	Percent	Percent	Percent	Percent	Percent	Percent	All grades	.5	1.3	4.7	29.9	59.6	306,326	19,864	273	79	4,341	19,795	273	79	4,341	19,795	273	79	4,341	19,795	273	79	4,341	19,795	273	79	4,341	19,795	273	79	4,341	All grades	100.0	100.0	100.0	100.0	100.0	100.0	100.0	100.0	100.0	100.0	100.0	100.0	100.0	100.0	100.0	100.0	100.0	100.0	100.0	100.0	100.0	100.0	100.0	100.0	100.0	100.0	100.0	100.0	100.0	100.0																																																																																																																																																																																																																																																																																																																																																																																																																																																																
Light Spotted:																																	G.M.	-	-	-	-	-	-	-	-	-	-	-	-	-	-	-	-	-	-	-	-	-	-	-	-	-	-	-	-	-	-	-	-	S.M.	-	-	-	-	-	-	-	-	-	-	-	-	-	-	-	-	-	-	-	-	-	-	-	-	-	-	-	-	-	-	-	-	M.	-	-	-	-	-	-	-	-	-	-	-	-	-	-	-	-	-	-	-	-	-	-	-	-	-	-	-	-	-	-	-	-	S.L.M.	-	-	-	-	-	-	-	-	-	-	-	-	-	-	-	-	-	-	-	-	-	-	-	-	-	-	-	-	-	-	-	-	L.M.	-	-	-	-	-	-	-	-	-	-	-	-	-	-	-	-	-	-	-	-	-	-	-	-	-	-	-	-	-	-	-	-	Total	-	-	-	-	-	-	-	-	-	-	-	-	-	-	-	-	-	-	-	-	-	-	-	-	-	-	-	-	-	-	-	-	Spotted:																																	All grades	-	-	-	-	-	-	-	-	-	-	-	-	-	-	-	-	-	-	-	-	-	-	-	-	-	-	-	-	-	-	-	-	Tinged:																																	All grades	-	-	-	-	-	-	-	-	-	-	-	-	-	-	-	-	-	-	-	-	-	-	-	-	-	-	-	-	-	-	-	-	Light Gray:																																	All grades	-	-	-	-	-	-	-	-	-	-	-	-	-	-	-	-	-	-	-	-	-	-	-	-	-	-	-	-	-	-	-	-	Gray:																																	All grades	-	-	-	-	-	-	-	-	-	-	-	-	-	-	-	-	-	-	-	-	-	-	-	-	-	-	-	-	-	-	-	-	Below grade	-	-	-	-	-	-	-	-	-	-	-	-	-	-	-	-	-	-	-	-	-	-	-	-	-	-	-	-	-	-	-	-	All grades	-	-	-	-	-	-	-	-	-	-	-	-	-	-	-	-	-	-	-	-	-	-	-	-	-	-	-	-	-	-	-	-	All grades	Percent	Percent	Percent	Percent	Percent	Percent	Percent	Percent	Percent	Percent	Percent	Percent	Percent	Percent	Percent	Percent	Percent	Percent	Percent	Percent	Percent	Percent	Percent	Percent	Percent	Percent	Percent	Percent	Percent	Percent	Percent	All grades	.5	1.3	4.7	29.9	59.6	306,326	19,864	273	79	4,341	19,795	273	79	4,341	19,795	273	79	4,341	19,795	273	79	4,341	19,795	273	79	4,341	19,795	273	79	4,341	All grades	100.0	100.0	100.0	100.0	100.0	100.0	100.0	100.0	100.0	100.0	100.0	100.0	100.0	100.0	100.0	100.0	100.0	100.0	100.0	100.0	100.0	100.0	100.0	100.0	100.0	100.0	100.0	100.0	100.0	100.0																																																																																																																																																																																																																																																																																																																																																																																																																																																																																																
G.M.	-	-	-	-	-	-	-	-	-	-	-	-	-	-	-	-	-	-	-	-	-	-	-	-	-	-	-	-	-	-	-	-	S.M.	-	-	-	-	-	-	-	-	-	-	-	-	-	-	-	-	-	-	-	-	-	-	-	-	-	-	-	-	-	-	-	-	M.	-	-	-	-	-	-	-	-	-	-	-	-	-	-	-	-	-	-	-	-	-	-	-	-	-	-	-	-	-	-	-	-	S.L.M.	-	-	-	-	-	-	-	-	-	-	-	-	-	-	-	-	-	-	-	-	-	-	-	-	-	-	-	-	-	-	-	-	L.M.	-	-	-	-	-	-	-	-	-	-	-	-	-	-	-	-	-	-	-	-	-	-	-	-	-	-	-	-	-	-	-	-	Total	-	-	-	-	-	-	-	-	-	-	-	-	-	-	-	-	-	-	-	-	-	-	-	-	-	-	-	-	-	-	-	-	Spotted:																																	All grades	-	-	-	-	-	-	-	-	-	-	-	-	-	-	-	-	-	-	-	-	-	-	-	-	-	-	-	-	-	-	-	-	Tinged:																																	All grades	-	-	-	-	-	-	-	-	-	-	-	-	-	-	-	-	-	-	-	-	-	-	-	-	-	-	-	-	-	-	-	-	Light Gray:																																	All grades	-	-	-	-	-	-	-	-	-	-	-	-	-	-	-	-	-	-	-	-	-	-	-	-	-	-	-	-	-	-	-	-	Gray:																																	All grades	-	-	-	-	-	-	-	-	-	-	-	-	-	-	-	-	-	-	-	-	-	-	-	-	-	-	-	-	-	-	-	-	Below grade	-	-	-	-	-	-	-	-	-	-	-	-	-	-	-	-	-	-	-	-	-	-	-	-	-	-	-	-	-	-	-	-	All grades	-	-	-	-	-	-	-	-	-	-	-	-	-	-	-	-	-	-	-	-	-	-	-	-	-	-	-	-	-	-	-	-	All grades	Percent	Percent	Percent	Percent	Percent	Percent	Percent	Percent	Percent	Percent	Percent	Percent	Percent	Percent	Percent	Percent	Percent	Percent	Percent	Percent	Percent	Percent	Percent	Percent	Percent	Percent	Percent	Percent	Percent	Percent	Percent	All grades	.5	1.3	4.7	29.9	59.6	306,326	19,864	273	79	4,341	19,795	273	79	4,341	19,795	273	79	4,341	19,795	273	79	4,341	19,795	273	79	4,341	19,795	273	79	4,341	All grades	100.0	100.0	100.0	100.0	100.0	100.0	100.0	100.0	100.0	100.0	100.0	100.0	100.0	100.0	100.0	100.0	100.0	100.0	100.0	100.0	100.0	100.0	100.0	100.0	100.0	100.0	100.0	100.0	100.0	100.0																																																																																																																																																																																																																																																																																																																																																																																																																																																																																																																																	
S.M.	-	-	-	-	-	-	-	-	-	-	-	-	-	-	-	-	-	-	-	-	-	-	-	-	-	-	-	-	-	-	-	-	M.	-	-	-	-	-	-	-	-	-	-	-	-	-	-	-	-	-	-	-	-	-	-	-	-	-	-	-	-	-	-	-	-	S.L.M.	-	-	-	-	-	-	-	-	-	-	-	-	-	-	-	-	-	-	-	-	-	-	-	-	-	-	-	-	-	-	-	-	L.M.	-	-	-	-	-	-	-	-	-	-	-	-	-	-	-	-	-	-	-	-	-	-	-	-	-	-	-	-	-	-	-	-	Total	-	-	-	-	-	-	-	-	-	-	-	-	-	-	-	-	-	-	-	-	-	-	-	-	-	-	-	-	-	-	-	-	Spotted:																																	All grades	-	-	-	-	-	-	-	-	-	-	-	-	-	-	-	-	-	-	-	-	-	-	-	-	-	-	-	-	-	-	-	-	Tinged:																																	All grades	-	-	-	-	-	-	-	-	-	-	-	-	-	-	-	-	-	-	-	-	-	-	-	-	-	-	-	-	-	-	-	-	Light Gray:																																	All grades	-	-	-	-	-	-	-	-	-	-	-	-	-	-	-	-	-	-	-	-	-	-	-	-	-	-	-	-	-	-	-	-	Gray:																																	All grades	-	-	-	-	-	-	-	-	-	-	-	-	-	-	-	-	-	-	-	-	-	-	-	-	-	-	-	-	-	-	-	-	Below grade	-	-	-	-	-	-	-	-	-	-	-	-	-	-	-	-	-	-	-	-	-	-	-	-	-	-	-	-	-	-	-	-	All grades	-	-	-	-	-	-	-	-	-	-	-	-	-	-	-	-	-	-	-	-	-	-	-	-	-	-	-	-	-	-	-	-	All grades	Percent	Percent	Percent	Percent	Percent	Percent	Percent	Percent	Percent	Percent	Percent	Percent	Percent	Percent	Percent	Percent	Percent	Percent	Percent	Percent	Percent	Percent	Percent	Percent	Percent	Percent	Percent	Percent	Percent	Percent	Percent	All grades	.5	1.3	4.7	29.9	59.6	306,326	19,864	273	79	4,341	19,795	273	79	4,341	19,795	273	79	4,341	19,795	273	79	4,341	19,795	273	79	4,341	19,795	273	79	4,341	All grades	100.0	100.0	100.0	100.0	100.0	100.0	100.0	100.0	100.0	100.0	100.0	100.0	100.0	100.0	100.0	100.0	100.0	100.0	100.0	100.0	100.0	100.0	100.0	100.0	100.0	100.0	100.0	100.0	100.0	100.0																																																																																																																																																																																																																																																																																																																																																																																																																																																																																																																																																																		
M.	-	-	-	-	-	-	-	-	-	-	-	-	-	-	-	-	-	-	-	-	-	-	-	-	-	-	-	-	-	-	-	-	S.L.M.	-	-	-	-	-	-	-	-	-	-	-	-	-	-	-	-	-	-	-	-	-	-	-	-	-	-	-	-	-	-	-	-	L.M.	-	-	-	-	-	-	-	-	-	-	-	-	-	-	-	-	-	-	-	-	-	-	-	-	-	-	-	-	-	-	-	-	Total	-	-	-	-	-	-	-	-	-	-	-	-	-	-	-	-	-	-	-	-	-	-	-	-	-	-	-	-	-	-	-	-	Spotted:																																	All grades	-	-	-	-	-	-	-	-	-	-	-	-	-	-	-	-	-	-	-	-	-	-	-	-	-	-	-	-	-	-	-	-	Tinged:																																	All grades	-	-	-	-	-	-	-	-	-	-	-	-	-	-	-	-	-	-	-	-	-	-	-	-	-	-	-	-	-	-	-	-	Light Gray:																																	All grades	-	-	-	-	-	-	-	-	-	-	-	-	-	-	-	-	-	-	-	-	-	-	-	-	-	-	-	-	-	-	-	-	Gray:																																	All grades	-	-	-	-	-	-	-	-	-	-	-	-	-	-	-	-	-	-	-	-	-	-	-	-	-	-	-	-	-	-	-	-	Below grade	-	-	-	-	-	-	-	-	-	-	-	-	-	-	-	-	-	-	-	-	-	-	-	-	-	-	-	-	-	-	-	-	All grades	-	-	-	-	-	-	-	-	-	-	-	-	-	-	-	-	-	-	-	-	-	-	-	-	-	-	-	-	-	-	-	-	All grades	Percent	Percent	Percent	Percent	Percent	Percent	Percent	Percent	Percent	Percent	Percent	Percent	Percent	Percent	Percent	Percent	Percent	Percent	Percent	Percent	Percent	Percent	Percent	Percent	Percent	Percent	Percent	Percent	Percent	Percent	Percent	All grades	.5	1.3	4.7	29.9	59.6	306,326	19,864	273	79	4,341	19,795	273	79	4,341	19,795	273	79	4,341	19,795	273	79	4,341	19,795	273	79	4,341	19,795	273	79	4,341	All grades	100.0	100.0	100.0	100.0	100.0	100.0	100.0	100.0	100.0	100.0	100.0	100.0	100.0	100.0	100.0	100.0	100.0	100.0	100.0	100.0	100.0	100.0	100.0	100.0	100.0	100.0	100.0	100.0	100.0	100.0																																																																																																																																																																																																																																																																																																																																																																																																																																																																																																																																																																																																			
S.L.M.	-	-	-	-	-	-	-	-	-	-	-	-	-	-	-	-	-	-	-	-	-	-	-	-	-	-	-	-	-	-	-	-	L.M.	-	-	-	-	-	-	-	-	-	-	-	-	-	-	-	-	-	-	-	-	-	-	-	-	-	-	-	-	-	-	-	-	Total	-	-	-	-	-	-	-	-	-	-	-	-	-	-	-	-	-	-	-	-	-	-	-	-	-	-	-	-	-	-	-	-	Spotted:																																	All grades	-	-	-	-	-	-	-	-	-	-	-	-	-	-	-	-	-	-	-	-	-	-	-	-	-	-	-	-	-	-	-	-	Tinged:																																	All grades	-	-	-	-	-	-	-	-	-	-	-	-	-	-	-	-	-	-	-	-	-	-	-	-	-	-	-	-	-	-	-	-	Light Gray:																																	All grades	-	-	-	-	-	-	-	-	-	-	-	-	-	-	-	-	-	-	-	-	-	-	-	-	-	-	-	-	-	-	-	-	Gray:																																	All grades	-	-	-	-	-	-	-	-	-	-	-	-	-	-	-	-	-	-	-	-	-	-	-	-	-	-	-	-	-	-	-	-	Below grade	-	-	-	-	-	-	-	-	-	-	-	-	-	-	-	-	-	-	-	-	-	-	-	-	-	-	-	-	-	-	-	-	All grades	-	-	-	-	-	-	-	-	-	-	-	-	-	-	-	-	-	-	-	-	-	-	-	-	-	-	-	-	-	-	-	-	All grades	Percent	Percent	Percent	Percent	Percent	Percent	Percent	Percent	Percent	Percent	Percent	Percent	Percent	Percent	Percent	Percent	Percent	Percent	Percent	Percent	Percent	Percent	Percent	Percent	Percent	Percent	Percent	Percent	Percent	Percent	Percent	All grades	.5	1.3	4.7	29.9	59.6	306,326	19,864	273	79	4,341	19,795	273	79	4,341	19,795	273	79	4,341	19,795	273	79	4,341	19,795	273	79	4,341	19,795	273	79	4,341	All grades	100.0	100.0	100.0	100.0	100.0	100.0	100.0	100.0	100.0	100.0	100.0	100.0	100.0	100.0	100.0	100.0	100.0	100.0	100.0	100.0	100.0	100.0	100.0	100.0	100.0	100.0	100.0	100.0	100.0	100.0																																																																																																																																																																																																																																																																																																																																																																																																																																																																																																																																																																																																																																				
L.M.	-	-	-	-	-	-	-	-	-	-	-	-	-	-	-	-	-	-	-	-	-	-	-	-	-	-	-	-	-	-	-	-	Total	-	-	-	-	-	-	-	-	-	-	-	-	-	-	-	-	-	-	-	-	-	-	-	-	-	-	-	-	-	-	-	-	Spotted:																																	All grades	-	-	-	-	-	-	-	-	-	-	-	-	-	-	-	-	-	-	-	-	-	-	-	-	-	-	-	-	-	-	-	-	Tinged:																																	All grades	-	-	-	-	-	-	-	-	-	-	-	-	-	-	-	-	-	-	-	-	-	-	-	-	-	-	-	-	-	-	-	-	Light Gray:																																	All grades	-	-	-	-	-	-	-	-	-	-	-	-	-	-	-	-	-	-	-	-	-	-	-	-	-	-	-	-	-	-	-	-	Gray:																																	All grades	-	-	-	-	-	-	-	-	-	-	-	-	-	-	-	-	-	-	-	-	-	-	-	-	-	-	-	-	-	-	-	-	Below grade	-	-	-	-	-	-	-	-	-	-	-	-	-	-	-	-	-	-	-	-	-	-	-	-	-	-	-	-	-	-	-	-	All grades	-	-	-	-	-	-	-	-	-	-	-	-	-	-	-	-	-	-	-	-	-	-	-	-	-	-	-	-	-	-	-	-	All grades	Percent	Percent	Percent	Percent	Percent	Percent	Percent	Percent	Percent	Percent	Percent	Percent	Percent	Percent	Percent	Percent	Percent	Percent	Percent	Percent	Percent	Percent	Percent	Percent	Percent	Percent	Percent	Percent	Percent	Percent	Percent	All grades	.5	1.3	4.7	29.9	59.6	306,326	19,864	273	79	4,341	19,795	273	79	4,341	19,795	273	79	4,341	19,795	273	79	4,341	19,795	273	79	4,341	19,795	273	79	4,341	All grades	100.0	100.0	100.0	100.0	100.0	100.0	100.0	100.0	100.0	100.0	100.0	100.0	100.0	100.0	100.0	100.0	100.0	100.0	100.0	100.0	100.0	100.0	100.0	100.0	100.0	100.0	100.0	100.0	100.0	100.0																																																																																																																																																																																																																																																																																																																																																																																																																																																																																																																																																																																																																																																																					
Total	-	-	-	-	-	-	-	-	-	-	-	-	-	-	-	-	-	-	-	-	-	-	-	-	-	-	-	-	-	-	-	-	Spotted:																																	All grades	-	-	-	-	-	-	-	-	-	-	-	-	-	-	-	-	-	-	-	-	-	-	-	-	-	-	-	-	-	-	-	-	Tinged:																																	All grades	-	-	-	-	-	-	-	-	-	-	-	-	-	-	-	-	-	-	-	-	-	-	-	-	-	-	-	-	-	-	-	-	Light Gray:																																	All grades	-	-	-	-	-	-	-	-	-	-	-	-	-	-	-	-	-	-	-	-	-	-	-	-	-	-	-	-	-	-	-	-	Gray:																																	All grades	-	-	-	-	-	-	-	-	-	-	-	-	-	-	-	-	-	-	-	-	-	-	-	-	-	-	-	-	-	-	-	-	Below grade	-	-	-	-	-	-	-	-	-	-	-	-	-	-	-	-	-	-	-	-	-	-	-	-	-	-	-	-	-	-	-	-	All grades	-	-	-	-	-	-	-	-	-	-	-	-	-	-	-	-	-	-	-	-	-	-	-	-	-	-	-	-	-	-	-	-	All grades	Percent	Percent	Percent	Percent	Percent	Percent	Percent	Percent	Percent	Percent	Percent	Percent	Percent	Percent	Percent	Percent	Percent	Percent	Percent	Percent	Percent	Percent	Percent	Percent	Percent	Percent	Percent	Percent	Percent	Percent	Percent	All grades	.5	1.3	4.7	29.9	59.6	306,326	19,864	273	79	4,341	19,795	273	79	4,341	19,795	273	79	4,341	19,795	273	79	4,341	19,795	273	79	4,341	19,795	273	79	4,341	All grades	100.0	100.0	100.0	100.0	100.0	100.0	100.0	100.0	100.0	100.0	100.0	100.0	100.0	100.0	100.0	100.0	100.0	100.0	100.0	100.0	100.0	100.0	100.0	100.0	100.0	100.0	100.0	100.0	100.0	100.0																																																																																																																																																																																																																																																																																																																																																																																																																																																																																																																																																																																																																																																																																																						
Spotted:																																	All grades	-	-	-	-	-	-	-	-	-	-	-	-	-	-	-	-	-	-	-	-	-	-	-	-	-	-	-	-	-	-	-	-	Tinged:																																	All grades	-	-	-	-	-	-	-	-	-	-	-	-	-	-	-	-	-	-	-	-	-	-	-	-	-	-	-	-	-	-	-	-	Light Gray:																																	All grades	-	-	-	-	-	-	-	-	-	-	-	-	-	-	-	-	-	-	-	-	-	-	-	-	-	-	-	-	-	-	-	-	Gray:																																	All grades	-	-	-	-	-	-	-	-	-	-	-	-	-	-	-	-	-	-	-	-	-	-	-	-	-	-	-	-	-	-	-	-	Below grade	-	-	-	-	-	-	-	-	-	-	-	-	-	-	-	-	-	-	-	-	-	-	-	-	-	-	-	-	-	-	-	-	All grades	-	-	-	-	-	-	-	-	-	-	-	-	-	-	-	-	-	-	-	-	-	-	-	-	-	-	-	-	-	-	-	-	All grades	Percent	Percent	Percent	Percent	Percent	Percent	Percent	Percent	Percent	Percent	Percent	Percent	Percent	Percent	Percent	Percent	Percent	Percent	Percent	Percent	Percent	Percent	Percent	Percent	Percent	Percent	Percent	Percent	Percent	Percent	Percent	All grades	.5	1.3	4.7	29.9	59.6	306,326	19,864	273	79	4,341	19,795	273	79	4,341	19,795	273	79	4,341	19,795	273	79	4,341	19,795	273	79	4,341	19,795	273	79	4,341	All grades	100.0	100.0	100.0	100.0	100.0	100.0	100.0	100.0	100.0	100.0	100.0	100.0	100.0	100.0	100.0	100.0	100.0	100.0	100.0	100.0	100.0	100.0	100.0	100.0	100.0	100.0	100.0	100.0	100.0	100.0																																																																																																																																																																																																																																																																																																																																																																																																																																																																																																																																																																																																																																																																																																																																							
All grades	-	-	-	-	-	-	-	-	-	-	-	-	-	-	-	-	-	-	-	-	-	-	-	-	-	-	-	-	-	-	-	-	Tinged:																																	All grades	-	-	-	-	-	-	-	-	-	-	-	-	-	-	-	-	-	-	-	-	-	-	-	-	-	-	-	-	-	-	-	-	Light Gray:																																	All grades	-	-	-	-	-	-	-	-	-	-	-	-	-	-	-	-	-	-	-	-	-	-	-	-	-	-	-	-	-	-	-	-	Gray:																																	All grades	-	-	-	-	-	-	-	-	-	-	-	-	-	-	-	-	-	-	-	-	-	-	-	-	-	-	-	-	-	-	-	-	Below grade	-	-	-	-	-	-	-	-	-	-	-	-	-	-	-	-	-	-	-	-	-	-	-	-	-	-	-	-	-	-	-	-	All grades	-	-	-	-	-	-	-	-	-	-	-	-	-	-	-	-	-	-	-	-	-	-	-	-	-	-	-	-	-	-	-	-	All grades	Percent	Percent	Percent	Percent	Percent	Percent	Percent	Percent	Percent	Percent	Percent	Percent	Percent	Percent	Percent	Percent	Percent	Percent	Percent	Percent	Percent	Percent	Percent	Percent	Percent	Percent	Percent	Percent	Percent	Percent	Percent	All grades	.5	1.3	4.7	29.9	59.6	306,326	19,864	273	79	4,341	19,795	273	79	4,341	19,795	273	79	4,341	19,795	273	79	4,341	19,795	273	79	4,341	19,795	273	79	4,341	All grades	100.0	100.0	100.0	100.0	100.0	100.0	100.0	100.0	100.0	100.0	100.0	100.0	100.0	100.0	100.0	100.0	100.0	100.0	100.0	100.0	100.0	100.0	100.0	100.0	100.0	100.0	100.0	100.0	100.0	100.0																																																																																																																																																																																																																																																																																																																																																																																																																																																																																																																																																																																																																																																																																																																																																																								
Tinged:																																	All grades	-	-	-	-	-	-	-	-	-	-	-	-	-	-	-	-	-	-	-	-	-	-	-	-	-	-	-	-	-	-	-	-	Light Gray:																																	All grades	-	-	-	-	-	-	-	-	-	-	-	-	-	-	-	-	-	-	-	-	-	-	-	-	-	-	-	-	-	-	-	-	Gray:																																	All grades	-	-	-	-	-	-	-	-	-	-	-	-	-	-	-	-	-	-	-	-	-	-	-	-	-	-	-	-	-	-	-	-	Below grade	-	-	-	-	-	-	-	-	-	-	-	-	-	-	-	-	-	-	-	-	-	-	-	-	-	-	-	-	-	-	-	-	All grades	-	-	-	-	-	-	-	-	-	-	-	-	-	-	-	-	-	-	-	-	-	-	-	-	-	-	-	-	-	-	-	-	All grades	Percent	Percent	Percent	Percent	Percent	Percent	Percent	Percent	Percent	Percent	Percent	Percent	Percent	Percent	Percent	Percent	Percent	Percent	Percent	Percent	Percent	Percent	Percent	Percent	Percent	Percent	Percent	Percent	Percent	Percent	Percent	All grades	.5	1.3	4.7	29.9	59.6	306,326	19,864	273	79	4,341	19,795	273	79	4,341	19,795	273	79	4,341	19,795	273	79	4,341	19,795	273	79	4,341	19,795	273	79	4,341	All grades	100.0	100.0	100.0	100.0	100.0	100.0	100.0	100.0	100.0	100.0	100.0	100.0	100.0	100.0	100.0	100.0	100.0	100.0	100.0	100.0	100.0	100.0	100.0	100.0	100.0	100.0	100.0	100.0	100.0	100.0																																																																																																																																																																																																																																																																																																																																																																																																																																																																																																																																																																																																																																																																																																																																																																																																									
All grades	-	-	-	-	-	-	-	-	-	-	-	-	-	-	-	-	-	-	-	-	-	-	-	-	-	-	-	-	-	-	-	-	Light Gray:																																	All grades	-	-	-	-	-	-	-	-	-	-	-	-	-	-	-	-	-	-	-	-	-	-	-	-	-	-	-	-	-	-	-	-	Gray:																																	All grades	-	-	-	-	-	-	-	-	-	-	-	-	-	-	-	-	-	-	-	-	-	-	-	-	-	-	-	-	-	-	-	-	Below grade	-	-	-	-	-	-	-	-	-	-	-	-	-	-	-	-	-	-	-	-	-	-	-	-	-	-	-	-	-	-	-	-	All grades	-	-	-	-	-	-	-	-	-	-	-	-	-	-	-	-	-	-	-	-	-	-	-	-	-	-	-	-	-	-	-	-	All grades	Percent	Percent	Percent	Percent	Percent	Percent	Percent	Percent	Percent	Percent	Percent	Percent	Percent	Percent	Percent	Percent	Percent	Percent	Percent	Percent	Percent	Percent	Percent	Percent	Percent	Percent	Percent	Percent	Percent	Percent	Percent	All grades	.5	1.3	4.7	29.9	59.6	306,326	19,864	273	79	4,341	19,795	273	79	4,341	19,795	273	79	4,341	19,795	273	79	4,341	19,795	273	79	4,341	19,795	273	79	4,341	All grades	100.0	100.0	100.0	100.0	100.0	100.0	100.0	100.0	100.0	100.0	100.0	100.0	100.0	100.0	100.0	100.0	100.0	100.0	100.0	100.0	100.0	100.0	100.0	100.0	100.0	100.0	100.0	100.0	100.0	100.0																																																																																																																																																																																																																																																																																																																																																																																																																																																																																																																																																																																																																																																																																																																																																																																																																																										
Light Gray:																																	All grades	-	-	-	-	-	-	-	-	-	-	-	-	-	-	-	-	-	-	-	-	-	-	-	-	-	-	-	-	-	-	-	-	Gray:																																	All grades	-	-	-	-	-	-	-	-	-	-	-	-	-	-	-	-	-	-	-	-	-	-	-	-	-	-	-	-	-	-	-	-	Below grade	-	-	-	-	-	-	-	-	-	-	-	-	-	-	-	-	-	-	-	-	-	-	-	-	-	-	-	-	-	-	-	-	All grades	-	-	-	-	-	-	-	-	-	-	-	-	-	-	-	-	-	-	-	-	-	-	-	-	-	-	-	-	-	-	-	-	All grades	Percent	Percent	Percent	Percent	Percent	Percent	Percent	Percent	Percent	Percent	Percent	Percent	Percent	Percent	Percent	Percent	Percent	Percent	Percent	Percent	Percent	Percent	Percent	Percent	Percent	Percent	Percent	Percent	Percent	Percent	Percent	All grades	.5	1.3	4.7	29.9	59.6	306,326	19,864	273	79	4,341	19,795	273	79	4,341	19,795	273	79	4,341	19,795	273	79	4,341	19,795	273	79	4,341	19,795	273	79	4,341	All grades	100.0	100.0	100.0	100.0	100.0	100.0	100.0	100.0	100.0	100.0	100.0	100.0	100.0	100.0	100.0	100.0	100.0	100.0	100.0	100.0	100.0	100.0	100.0	100.0	100.0	100.0	100.0	100.0	100.0	100.0																																																																																																																																																																																																																																																																																																																																																																																																																																																																																																																																																																																																																																																																																																																																																																																																																																																																											
All grades	-	-	-	-	-	-	-	-	-	-	-	-	-	-	-	-	-	-	-	-	-	-	-	-	-	-	-	-	-	-	-	-	Gray:																																	All grades	-	-	-	-	-	-	-	-	-	-	-	-	-	-	-	-	-	-	-	-	-	-	-	-	-	-	-	-	-	-	-	-	Below grade	-	-	-	-	-	-	-	-	-	-	-	-	-	-	-	-	-	-	-	-	-	-	-	-	-	-	-	-	-	-	-	-	All grades	-	-	-	-	-	-	-	-	-	-	-	-	-	-	-	-	-	-	-	-	-	-	-	-	-	-	-	-	-	-	-	-	All grades	Percent	Percent	Percent	Percent	Percent	Percent	Percent	Percent	Percent	Percent	Percent	Percent	Percent	Percent	Percent	Percent	Percent	Percent	Percent	Percent	Percent	Percent	Percent	Percent	Percent	Percent	Percent	Percent	Percent	Percent	Percent	All grades	.5	1.3	4.7	29.9	59.6	306,326	19,864	273	79	4,341	19,795	273	79	4,341	19,795	273	79	4,341	19,795	273	79	4,341	19,795	273	79	4,341	19,795	273	79	4,341	All grades	100.0	100.0	100.0	100.0	100.0	100.0	100.0	100.0	100.0	100.0	100.0	100.0	100.0	100.0	100.0	100.0	100.0	100.0	100.0	100.0	100.0	100.0	100.0	100.0	100.0	100.0	100.0	100.0	100.0	100.0																																																																																																																																																																																																																																																																																																																																																																																																																																																																																																																																																																																																																																																																																																																																																																																																																																																																																																												
Gray:																																	All grades	-	-	-	-	-	-	-	-	-	-	-	-	-	-	-	-	-	-	-	-	-	-	-	-	-	-	-	-	-	-	-	-	Below grade	-	-	-	-	-	-	-	-	-	-	-	-	-	-	-	-	-	-	-	-	-	-	-	-	-	-	-	-	-	-	-	-	All grades	-	-	-	-	-	-	-	-	-	-	-	-	-	-	-	-	-	-	-	-	-	-	-	-	-	-	-	-	-	-	-	-	All grades	Percent	Percent	Percent	Percent	Percent	Percent	Percent	Percent	Percent	Percent	Percent	Percent	Percent	Percent	Percent	Percent	Percent	Percent	Percent	Percent	Percent	Percent	Percent	Percent	Percent	Percent	Percent	Percent	Percent	Percent	Percent	All grades	.5	1.3	4.7	29.9	59.6	306,326	19,864	273	79	4,341	19,795	273	79	4,341	19,795	273	79	4,341	19,795	273	79	4,341	19,795	273	79	4,341	19,795	273	79	4,341	All grades	100.0	100.0	100.0	100.0	100.0	100.0	100.0	100.0	100.0	100.0	100.0	100.0	100.0	100.0	100.0	100.0	100.0	100.0	100.0	100.0	100.0	100.0	100.0	100.0	100.0	100.0	100.0	100.0	100.0	100.0																																																																																																																																																																																																																																																																																																																																																																																																																																																																																																																																																																																																																																																																																																																																																																																																																																																																																																																																													
All grades	-	-	-	-	-	-	-	-	-	-	-	-	-	-	-	-	-	-	-	-	-	-	-	-	-	-	-	-	-	-	-	-	Below grade	-	-	-	-	-	-	-	-	-	-	-	-	-	-	-	-	-	-	-	-	-	-	-	-	-	-	-	-	-	-	-	-	All grades	-	-	-	-	-	-	-	-	-	-	-	-	-	-	-	-	-	-	-	-	-	-	-	-	-	-	-	-	-	-	-	-	All grades	Percent	Percent	Percent	Percent	Percent	Percent	Percent	Percent	Percent	Percent	Percent	Percent	Percent	Percent	Percent	Percent	Percent	Percent	Percent	Percent	Percent	Percent	Percent	Percent	Percent	Percent	Percent	Percent	Percent	Percent	Percent	All grades	.5	1.3	4.7	29.9	59.6	306,326	19,864	273	79	4,341	19,795	273	79	4,341	19,795	273	79	4,341	19,795	273	79	4,341	19,795	273	79	4,341	19,795	273	79	4,341	All grades	100.0	100.0	100.0	100.0	100.0	100.0	100.0	100.0	100.0	100.0	100.0	100.0	100.0	100.0	100.0	100.0	100.0	100.0	100.0	100.0	100.0	100.0	100.0	100.0	100.0	100.0	100.0	100.0	100.0	100.0																																																																																																																																																																																																																																																																																																																																																																																																																																																																																																																																																																																																																																																																																																																																																																																																																																																																																																																																																																														
Below grade	-	-	-	-	-	-	-	-	-	-	-	-	-	-	-	-	-	-	-	-	-	-	-	-	-	-	-	-	-	-	-	-	All grades	-	-	-	-	-	-	-	-	-	-	-	-	-	-	-	-	-	-	-	-	-	-	-	-	-	-	-	-	-	-	-	-	All grades	Percent	Percent	Percent	Percent	Percent	Percent	Percent	Percent	Percent	Percent	Percent	Percent	Percent	Percent	Percent	Percent	Percent	Percent	Percent	Percent	Percent	Percent	Percent	Percent	Percent	Percent	Percent	Percent	Percent	Percent	Percent	All grades	.5	1.3	4.7	29.9	59.6	306,326	19,864	273	79	4,341	19,795	273	79	4,341	19,795	273	79	4,341	19,795	273	79	4,341	19,795	273	79	4,341	19,795	273	79	4,341	All grades	100.0	100.0	100.0	100.0	100.0	100.0	100.0	100.0	100.0	100.0	100.0	100.0	100.0	100.0	100.0	100.0	100.0	100.0	100.0	100.0	100.0	100.0	100.0	100.0	100.0	100.0	100.0	100.0	100.0	100.0																																																																																																																																																																																																																																																																																																																																																																																																																																																																																																																																																																																																																																																																																																																																																																																																																																																																																																																																																																																																															
All grades	-	-	-	-	-	-	-	-	-	-	-	-	-	-	-	-	-	-	-	-	-	-	-	-	-	-	-	-	-	-	-	-	All grades	Percent	Percent	Percent	Percent	Percent	Percent	Percent	Percent	Percent	Percent	Percent	Percent	Percent	Percent	Percent	Percent	Percent	Percent	Percent	Percent	Percent	Percent	Percent	Percent	Percent	Percent	Percent	Percent	Percent	Percent	Percent	All grades	.5	1.3	4.7	29.9	59.6	306,326	19,864	273	79	4,341	19,795	273	79	4,341	19,795	273	79	4,341	19,795	273	79	4,341	19,795	273	79	4,341	19,795	273	79	4,341	All grades	100.0	100.0	100.0	100.0	100.0	100.0	100.0	100.0	100.0	100.0	100.0	100.0	100.0	100.0	100.0	100.0	100.0	100.0	100.0	100.0	100.0	100.0	100.0	100.0	100.0	100.0	100.0	100.0	100.0	100.0																																																																																																																																																																																																																																																																																																																																																																																																																																																																																																																																																																																																																																																																																																																																																																																																																																																																																																																																																																																																																																																
All grades	Percent	Percent	Percent	Percent	Percent	Percent	Percent	Percent	Percent	Percent	Percent	Percent	Percent	Percent	Percent	Percent	Percent	Percent	Percent	Percent	Percent	Percent	Percent	Percent	Percent	Percent	Percent	Percent	Percent	Percent	Percent	All grades	.5	1.3	4.7	29.9	59.6	306,326	19,864	273	79	4,341	19,795	273	79	4,341	19,795	273	79	4,341	19,795	273	79	4,341	19,795	273	79	4,341	19,795	273	79	4,341	All grades	100.0	100.0	100.0	100.0	100.0	100.0	100.0	100.0	100.0	100.0	100.0	100.0	100.0	100.0	100.0	100.0	100.0	100.0	100.0	100.0	100.0	100.0	100.0	100.0	100.0	100.0	100.0	100.0	100.0	100.0																																																																																																																																																																																																																																																																																																																																																																																																																																																																																																																																																																																																																																																																																																																																																																																																																																																																																																																																																																																																																																																																																	
All grades	.5	1.3	4.7	29.9	59.6	306,326	19,864	273	79	4,341	19,795	273	79	4,341	19,795	273	79	4,341	19,795	273	79	4,341	19,795	273	79	4,341	19,795	273	79	4,341	All grades	100.0	100.0	100.0	100.0	100.0	100.0	100.0	100.0	100.0	100.0	100.0	100.0	100.0	100.0	100.0	100.0	100.0	100.0	100.0	100.0	100.0	100.0	100.0	100.0	100.0	100.0	100.0	100.0	100.0	100.0																																																																																																																																																																																																																																																																																																																																																																																																																																																																																																																																																																																																																																																																																																																																																																																																																																																																																																																																																																																																																																																																																																																	
All grades	100.0	100.0	100.0	100.0	100.0	100.0	100.0	100.0	100.0	100.0	100.0	100.0	100.0	100.0	100.0	100.0	100.0	100.0	100.0	100.0	100.0	100.0	100.0	100.0	100.0	100.0	100.0	100.0	100.0	100.0																																																																																																																																																																																																																																																																																																																																																																																																																																																																																																																																																																																																																																																																																																																																																																																																																																																																																																																																																																																																																																																																																																																																																

As reported by the Bureau of the Census, running bales.

Percentage rough preparation..... 0.1
 Grade index..... 94.2
 Average staple..... 33.6

Table 23. -- Grade and staple of upland cotton ginned in North Carolina, 1959-60

Grade	13/16 inch and shorter		7/8 inch		29/32 inch		15/16 inch		31/32 inch		1 inch		1-1/32 inches		1-1/16 inches		1-3/32 inches		1-7/32 inches		1-1/4 longer		All staples				
	Sales	Percent	Sales	Percent	Sales	Percent	Sales	Percent	Sales	Percent	Sales	Percent	Sales	Percent	Sales	Percent	Sales	Percent	Sales	Percent	Sales	Percent	Sales	Percent			
White:																											
G.M.	-	-	-	-	-	-	-	-	-	-	-	-	-	-	-	-	-	-	-	-	-	-	-	-	-		
S.M.	-	-	-	-	-	-	-	-	-	-	-	-	-	-	-	-	-	-	-	-	-	-	-	-	-		
M.+	-	-	-	-	-	-	-	-	-	-	-	-	-	-	-	-	-	-	-	-	-	-	-	-	-		
N.	-	-	-	-	-	-	-	-	-	-	-	-	-	-	-	-	-	-	-	-	-	-	-	-	-		
S.L.M.+	-	-	-	-	-	-	-	-	-	-	-	-	-	-	-	-	-	-	-	-	-	-	-	-	-		
S.L.M.	-	-	-	-	-	-	-	-	-	-	-	-	-	-	-	-	-	-	-	-	-	-	-	-	-		
L.M.+	-	-	-	-	-	-	-	-	-	-	-	-	-	-	-	-	-	-	-	-	-	-	-	-	-		
L.M.	-	-	-	-	-	-	-	-	-	-	-	-	-	-	-	-	-	-	-	-	-	-	-	-	-		
S.G.O.+	-	-	-	-	-	-	-	-	-	-	-	-	-	-	-	-	-	-	-	-	-	-	-	-	-		
S.G.O.	-	-	-	-	-	-	-	-	-	-	-	-	-	-	-	-	-	-	-	-	-	-	-	-	-		
O.O.+	-	-	-	-	-	-	-	-	-	-	-	-	-	-	-	-	-	-	-	-	-	-	-	-	-		
O.O.	-	-	-	-	-	-	-	-	-	-	-	-	-	-	-	-	-	-	-	-	-	-	-	-	-		
Total	32	274	4,673	16,687	41,284	76,603	67,048	11,748	1,006	92	-	-	-	-	-	-	-	-	-	-	-	-	-	219,447	65.2		
Light Spotted:																											
G.M.	-	-	-	-	-	-	-	-	-	-	-	-	-	-	-	-	-	-	-	-	-	-	-	-	-		
S.M.	-	-	-	-	-	-	-	-	-	-	-	-	-	-	-	-	-	-	-	-	-	-	-	-	-		
N.	-	-	-	-	-	-	-	-	-	-	-	-	-	-	-	-	-	-	-	-	-	-	-	-	-		
S.L.M.	11	38	1,260	3,919	7,991	7,750	3,030	343	21	-	-	-	-	-	-	-	-	-	-	-	-	-	-	-	-		
L.M.	29	529	7,610	12,164	10,122	2,571	370	89	-	-	-	-	-	-	-	-	-	-	-	-	-	-	-	-	-		
Total	40	567	8,934	16,284	19,213	14,474	5,959	607	21	9	-	-	-	-	-	-	-	-	-	-	-	-	-	-	66,108	19.8	
Spotted:																											
All Grades	40	37	1,162	777	583	276	163	-	-	-	-	-	-	-	-	-	-	-	-	-	-	-	-	-	-	3,068	.9
Tinted:																											
All Grades	-	-	-	-	-	-	-	-	-	-	-	-	-	-	-	-	-	-	-	-	-	-	-	-	-	10	.*
Light Gray:																											
G.M.	-	-	-	-	-	-	-	-	-	-	-	-	-	-	-	-	-	-	-	-	-	-	-	-	-	-	
S.M.	-	-	-	-	-	-	-	-	-	-	-	-	-	-	-	-	-	-	-	-	-	-	-	-	-	-	
N.	-	-	-	-	-	-	-	-	-	-	-	-	-	-	-	-	-	-	-	-	-	-	-	-	-	-	
S.L.M.	20	75	1,506	2,663	2,642	1,119	246	11	-	-	-	-	-	-	-	-	-	-	-	-	-	-	-	-	-	-	
Total	20	75	2,357	6,184	12,014	14,301	3,999	156	12	-	-	-	-	-	-	-	-	-	-	-	-	-	-	-	-	39,118	11.6
Gray:																											
All Grades	8	87	638	693	1,073	663	164	9	11	-	-	-	-	-	-	-	-	-	-	-	-	-	-	-	-	3,346	1.1
Below Grade	7	495	635	2,331	911	328	56	10	-	-	-	-	-	-	-	-	-	-	-	-	-	-	-	-	-	4,773	1.4
All Grades	7	635	1,675	20,115	41,536	74,505	106,373	77,343	12,520	101	-	-	-	-	-	-	-	-	-	-	-	-	-	-	-	335,870	100.0
All Grades	.*	.2	.5	6.0	12.4	22.2	31.7	23.0	3.7	.3	-	-	-	-	-	-	-	-	-	-	-	-	-	-	-	100.0	Percent
Percentage rough preparation..... 1.1																											
Grade index..... 89.5																											
Average staple..... 32.6																											

As reported by the Bureau of the Census, Fanning baies.
 * Less than 0.05 percent.

Table 25. -- Grade and staple of upland cotton ginned in South Carolina, 1959-60

Grade	15/16 inch and shorter		7/8		29/32		15/16		31/32		1		1-1/32		1-1/16		1-3/32		1-7/32		1-1/4		All staples				
	Bales	Percent	Bales	Percent	Bales	Percent	Bales	Percent	Bales	Percent	Bales	Percent	Bales	Percent	Bales	Percent	Bales	Percent	Bales	Percent	Bales	Percent	Bales	Percent			
White:																											
G.M.	-	-	-	-	-	-	-	-	-	-	-	-	-	-	-	-	-	-	-	-	-	-	-	-	-		
S.M.	-	-	-	-	-	-	-	-	-	-	-	-	-	-	-	-	-	-	-	-	-	-	-	-	-		
M.	-	-	-	-	-	-	-	-	-	-	-	-	-	-	-	-	-	-	-	-	-	-	-	-	-		
S.L.M.	-	-	-	-	-	-	-	-	-	-	-	-	-	-	-	-	-	-	-	-	-	-	-	-	-		
S.L.N.	-	-	-	-	-	-	-	-	-	-	-	-	-	-	-	-	-	-	-	-	-	-	-	-	-		
L.M.	-	-	-	-	-	-	-	-	-	-	-	-	-	-	-	-	-	-	-	-	-	-	-	-	-		
L.W.	-	-	-	-	-	-	-	-	-	-	-	-	-	-	-	-	-	-	-	-	-	-	-	-	-		
S.G.O.	-	-	-	-	-	-	-	-	-	-	-	-	-	-	-	-	-	-	-	-	-	-	-	-	-		
S.O.O.	-	-	-	-	-	-	-	-	-	-	-	-	-	-	-	-	-	-	-	-	-	-	-	-	-		
G.O.	-	-	-	-	-	-	-	-	-	-	-	-	-	-	-	-	-	-	-	-	-	-	-	-	-		
G.O.	-	-	-	-	-	-	-	-	-	-	-	-	-	-	-	-	-	-	-	-	-	-	-	-	-		
Total	-	-	103	756	2,971	4,189	12,164	105,409	145,971	20,914	2,717	360	71	-	-	-	-	-	-	-	-	-	-	-	295,625	70.3	
Light Spotted:																											
G.M.	-	-	-	-	-	-	-	-	-	-	-	-	-	-	-	-	-	-	-	-	-	-	-	-	-		
S.M.	-	-	-	-	-	-	-	-	-	-	-	-	-	-	-	-	-	-	-	-	-	-	-	-	-		
M.	-	-	-	-	-	-	-	-	-	-	-	-	-	-	-	-	-	-	-	-	-	-	-	-	-		
S.L.M.	-	-	-	-	-	-	-	-	-	-	-	-	-	-	-	-	-	-	-	-	-	-	-	-	-		
S.L.N.	-	-	-	-	-	-	-	-	-	-	-	-	-	-	-	-	-	-	-	-	-	-	-	-	-		
L.M.	-	-	-	-	-	-	-	-	-	-	-	-	-	-	-	-	-	-	-	-	-	-	-	-	-		
Total	15	85	1,674	8,229	11,097	19,606	29,577	13,783	1,671	111	11	11	11	-	-	-	-	-	-	-	-	-	-	-	84,670	20.2	
Spotted:																											
G.M.	-	-	-	-	-	-	-	-	-	-	-	-	-	-	-	-	-	-	-	-	-	-	-	-	-		
S.M.	-	-	-	-	-	-	-	-	-	-	-	-	-	-	-	-	-	-	-	-	-	-	-	-	-		
M.	-	-	-	-	-	-	-	-	-	-	-	-	-	-	-	-	-	-	-	-	-	-	-	-	-		
S.L.M.	-	-	-	-	-	-	-	-	-	-	-	-	-	-	-	-	-	-	-	-	-	-	-	-	-		
S.L.N.	-	-	-	-	-	-	-	-	-	-	-	-	-	-	-	-	-	-	-	-	-	-	-	-	-		
L.M.	-	-	-	-	-	-	-	-	-	-	-	-	-	-	-	-	-	-	-	-	-	-	-	-	-		
Total	17	287	1,827	4,955	2,723	1,693	838	279	12	-	-	-	-	-	-	-	-	-	-	-	-	-	-	-	12,631	3.0	
Yellow Stained:																											
All grades	-	-	11	-	-	-	-	-	-	-	-	-	-	-	-	-	-	-	-	-	-	-	-	-	-	11	
Light Gray:																											
G.M.	-	-	-	-	-	-	-	-	-	-	-	-	-	-	-	-	-	-	-	-	-	-	-	-	-		
S.M.	-	-	-	-	-	-	-	-	-	-	-	-	-	-	-	-	-	-	-	-	-	-	-	-	-		
M.	-	-	-	-	-	-	-	-	-	-	-	-	-	-	-	-	-	-	-	-	-	-	-	-	-		
S.L.M.	-	-	-	-	-	-	-	-	-	-	-	-	-	-	-	-	-	-	-	-	-	-	-	-	-		
S.L.N.	-	-	-	-	-	-	-	-	-	-	-	-	-	-	-	-	-	-	-	-	-	-	-	-	-		
L.M.	-	-	-	-	-	-	-	-	-	-	-	-	-	-	-	-	-	-	-	-	-	-	-	-	-		
Total	-	-	32	214	1,043	1,135	1,659	5,670	3,672	190	-	-	-	-	-	-	-	-	-	-	-	-	-	-	-	13,615	3.2
Gray:																											
All grades	-	-	11	77	730	1,785	825	679	663	211	47	-	-	-	-	-	-	-	-	-	-	-	-	-	-	5,028	1.2
Below grade	-	-	268	1,571	3,064	2,906	657	395	-	-	-	-	-	-	-	-	-	-	-	-	-	-	-	-	-	8,891	2.1
All grades	-	-	311	2,166	8,265	21,899	20,626	35,196	142,187	163,916	22,834	2,828	371	82	-	-	-	-	-	-	-	-	-	-	-	420,671	100.0
All grades	.1	.5	2.0	5.2	4.9	8.4	33.8	38.9	5.4	.7	.1	.1	.1	.1	.1	.1	.1	.1	.1	.1	.1	.1	.1	.1	.1	100.0	
As reported by the Bureau of the Census, running bales.																											
Less than 0.05 percent.																											
Percentage rough preparation..... 1.4																											
Grade index..... 92.4																											
Average staple..... 33.1																											

Table 27. --- Grade and staple of upland cotton ginned in Texas, 1959-60

Grade	13/16 inch and shorter		7/8		29/32		15/16		31/32		1		1-1/32		1-1/16		1-3/32		1-1/8		1-5/32		1-3/16		1-7/32		1-1/4		All staples		
	Bales	Percent	Bales	Percent	Bales	Percent	Bales	Percent	Bales	Percent	Bales	Percent	Bales	Percent	Bales	Percent	Bales	Percent	Bales	Percent	Bales	Percent	Bales	Percent	Bales	Percent	Bales	Percent	Bales	Percent	
White:																															
G.M.	26		167		326		613		602		368		703		1,064		1,199		4,768		1,881		76		44		58		11,793		0.3
S.M.	1,164		8,431		22,224		46,439		50,231		40,351		55,218		43,167		19,670		77,508		48,213		437		44		58		413,155		9.4
X.M.	11		19		149		626		825		1,462		5,399		6,111		1,825		7,282		6,380		179		25		9		30,002		.7
M.	1,047		7,873		32,209		119,951		195,496		154,227		166,109		83,603		24,243		39,213		15,881		468		88		67		840,475		19.2
S.L.M.+	42		321		2,054		7,342		13,771		11,710		15,695		9,978		4,087		4,492		788		-		21		53		896,491		20.5
S.L.M.	824		17,825		96,016		267,743		218,262		121,951		105,085		43,316		16,346		8,577		1,070		102		21		21		62,421		1.4
L.M.+	37		1,020		5,832		14,673		15,671		10,539		8,257		4,661		882		395		583		92		22		141		212,997		4.9
L.M.	170		4,031		16,028		61,727		54,643		36,969		28,265		8,585		1,201		583		141		32		22		-		6,155		.1
S.O.O.+	8		161		476		1,674		1,727		1,151		638		280		8		11		22		-		-		-		20,642		.5
S.O.O.	41		441		2,082		7,417		4,928		3,426		1,956		319		21		10		10		-		-		-		395		.1
O.O.+	-		20		26		117		57		65		68		32		-		-	-	-		-	-	-	-	-	-	2,590		.1
O.O.	9		140		342		927		521		439		179		33		-		-	-	-		-	-	-	-	-	-	2,567,396		58.7
Total	3,379		40,149		178,364		529,249		556,734		382,288		387,872		201,169		69,182		142,839		74,468		1,325		200		208		2,567,396		58.7
Light Spotted:																															
G.M.	36		75		179		193		216		39		55		50		45		29		177		-		-	-	-	-	917		.1
S.M.	1,535		12,959		43,425		81,465		53,903		20,518		8,109		4,006		3,141		1,553		266		13		-	-	11		230,704		5.3
M.	4,648		54,210		192,184		333,115		188,145		59,032		21,220		11,755		8,389		1,935		1,354		22		-	-	-	-	874,901		20.0
S.L.M.	2,438		38,066		96,620		167,900		85,260		32,886		19,610		6,484		1,869		629		135		22		-	-	-	-	448,909		10.3
L.M.	656		5,005		15,077		46,199		19,872		8,705		4,878		935		32		46		10		-		-	-	-	-	101,415		2.3
Total	9,313		107,215		347,485		628,682		347,396		121,200		53,872		23,230		13,476		4,192		598		56		-	-	11		1,656,896		37.9
Spotted:																															
All grades	3,526		20,161		26,527		21,141		3,851		2,750		1,594		892		186		82		11		-		-	-	-	-	80,721		1.8
Tinged:																															
All grades	1,533		6,076		4,795		3,266		291		307		95		60		51		11		-		-	-	-	-	-	-	16,485		.4
Yellow Stained:																															
All grades	131		922		408		135		10		1		-		-			-		-		-	-	-	-	-	-	1,207		.1	
Light Gray:																															
All grades	117		1,180		5,068		11,665		7,197		5,436		3,924		1,213		1,356		1,050		86		-		-	-	-	-	38,292		.9
Gray:																															
All grades	31		270		461		927		821		506		439		159		97		-		-		-	-	-	-	-	-	3,711		.1
Below Grade:																															
All grades	465		1,560		1,410		2,836		919		513		113		33		-		11		-		-	-	-	-	-	-	7,860		.2
All grades	18,495		177,133		564,518		1,150,081		917,219		512,971		447,909		226,756		84,348		148,185		75,153		1,381		200		219		4,372,568		100.0
All grades	.4		4.1		12.9		27.4		21.0		11.7		10.2		5.2		1.9		3.4		1.7		-		-	-	-	100.0		.1	

As reported by the Bureau of the Census, running bales.
 1/ Percentage rough preparation..... 0.1
 2/ Grade index..... 95.6
 3/ Average staple..... 31.2

Table 26. -- Grade and staple of upland cotton ginned in Virginia, 1959-60

Grade	13/16 inch and shorter	7/8 inch	29/32 inch	15/16 inch	31/32 inch	1 inch	1-1/32 inches	1-1/16 inches	1-3/32 inches	1-1/8 inches	1-5/32 inches	1-3/16 inches	1-7/32 inches	1-1/4 inches and longer	All staples	
	Bales	Bales	Bales	Bales	Bales	Bales	Bales	Bales	Bales	Bales	Bales	Bales	Bales	Bales	Bales	Percent
White:																
G.M.	-	-	-	-	-	-	-	-	-	-	-	-	-	-	-	-
S.M.	-	-	-	-	-	-	-	-	-	-	-	-	-	-	-	-
M.+	-	-	-	-	-	18	112	314	-	-	-	-	-	-	-	444
S.L.M.+	-	-	-	-	-	119	1,300	2,243	277	-	-	-	-	-	-	4,019
S.L.N.	-	-	-	-	-	29	6	21	-	-	-	-	-	-	-	56
L.M.+	-	-	-	-	42	205	1,043	286	36	-	-	-	-	-	-	3,595
L.M.	-	-	-	-	10	38	48	-	-	-	-	-	-	-	-	10
S.G.O.+	-	-	-	-	21	151	-	-	-	-	-	-	-	-	-	264
S.G.O.	-	-	-	-	-	-	-	-	-	-	-	-	-	-	-	-
G.O.+	-	-	-	-	-	-	-	-	-	-	-	-	-	-	-	-
G.O.	-	-	-	-	-	-	-	-	-	-	-	-	-	-	-	-
Total	-	-	-	63	253	2,300	2,589	2,892	313	-	-	-	-	-	-	8,410
Light Spotted:																
G.M.	-	-	-	-	-	-	-	-	-	-	-	-	-	-	-	22
S.M.	-	-	-	-	-	48	159	125	35	-	-	-	-	-	-	367
M.	-	-	-	-	-	291	239	123	-	-	-	-	-	-	-	695
S.L.N.	-	-	-	-	42	291	239	123	-	-	-	-	-	-	-	647
L.M.	-	-	-	102	272	397	55	21	-	-	-	-	-	-	-	810
Total	-	-	-	102	314	736	464	280	35	-	-	-	-	-	-	1,931
Spotted:																
All grades	-	-	-	-	10	4	-	-	-	-	-	-	-	-	-	14
Light Gray:																
All grades	-	-	-	-	45	74	93	6	-	-	-	-	-	-	-	218
Gray:																
All grades	-	-	-	-	6	-	-	-	-	-	-	-	-	-	-	6
Below Grade:																
All grades	-	-	-	10	11	-	-	-	-	-	-	-	-	-	-	21
All grades:																
Percent	Percent	Percent	Percent	Percent	Percent	Percent	Percent	Percent	Percent	Percent	Percent	Percent	Percent	Percent	Percent	Percent
100.0	100.0	100.0	100.0	100.0	100.0	100.0	100.0	100.0	100.0	100.0	100.0	100.0	100.0	100.0	100.0	100.0

1/ As reported by the Bureau of the Census, running bales.
 * Less than 0.05 percent.
 Percentage rough preparation..... 1.5
 Grade index..... 89.2
 Average staple..... 32.9

Table 29. -- Grade and staple of upland cotton ginned, during specified periods, by States, 1959-60

ALABAMA							ARIZONA					
Grade and staple	Prior to Sept. 1	September	October	November	After Nov. 30	Total Crop	Prior to Sept. 1	September	October	November	After Nov. 30	Total Crop
Grade	Bales	Bales	Bales	Bales	Bales	Bales	Bales	Bales	Bales	Bales	Bales	Bales
White:												
G.M.	25	93	8	-	-	126	208	674	2,303	340	52	3,577
S.M.	11,590	43,663	20,393	411	-	76,057	5,035	17,184	34,165	13,498	4,364	74,246
M+.	684	3,347	1,773	152	-	5,956	923	5,650	18,706	10,441	3,012	38,732
M.	39,877	160,215	82,164	13,519	427	296,202	2,716	21,855	62,723	87,256	40,257	214,807
S.L.M+.	2,412	4,799	3,286	1,220	100	11,817	75	1,955	13,664	52,943	23,826	92,463
S.L.M.	8,915	48,215	43,497	33,593	1,702	135,922	73	2,544	11,098	65,551	61,726	140,992
L.M+.	128	2,037	3,731	5,743	585	12,224	-	11	190	2,982	12,446	15,629
L.M.	323	12,976	9,990	9,408	3,234	35,931	-	89	237	1,885	17,372	19,583
S.G.O+.	-	60	151	127	139	477	-	-	-	47	472	519
S.G.O.	18	764	1,259	610	450	3,101	-	-	-	124	2,800	2,924
G.O+.	-	-	-	6	-	6	-	-	-	11	48	59
G.O.	-	116	208	147	36	507	-	-	-	10	476	466
Total	63,972	276,285	166,460	64,936	6,673	578,326	9,030	49,962	143,086	235,088	166,851	604,017
Light Spotted:												
G.M.	19	-	-	-	-	19	-	-	-	37	-	37
S.M.	3,610	9,178	3,912	1,197	78	17,975	509	1,406	1,972	3,888	2,165	9,940
M.	2,033	10,445	14,829	11,241	1,156	39,704	539	1,585	2,012	6,230	13,723	24,089
S.L.M.	258	9,115	13,072	10,777	3,862	37,084	18	157	266	1,659	17,387	19,487
L.M.	19	3,816	5,910	4,797	2,646	17,188	9	55	-	269	11,367	11,700
Total	5,939	32,554	37,723	28,012	7,742	111,970	1,075	3,203	4,250	12,083	44,642	65,253
Spotted:												
All grades . . .	35	1,256	3,363	3,435	1,060	9,149	9	29	76	318	9,913	10,345
Tinged:												
All grades . . .	-	21	52	78	99	250	-	-	-	-	236	236
Light Gray:												
All grades . . .	39	3,064	2,446	1,288	734	7,571	-	202	208	907	4,209	5,526
Gray:												
All grades . . .	-	221	121	109	44	495	-	-	22	11	196	229
Below Grade. . .												
-	-	106	2,428	3,664	557	6,755	-	-	-	-	3,534	3,534
All grades . . .	69,985	313,507	212,593	101,522	16,909	1/ 714,516	10,114	53,396	147,642	248,407	229,581	1/ 689,140
Grade Index. . .	99.7	98.1	95.8	91.1	86.3	96.3	102.1	101.0	100.4	97.7	92.5	96.9
Staple (inches)												
13/16 & shorter.	-	-	-	-	-	-	-	-	-	-	-	-
7/8.	-	11	29	71	40	151	-	-	-	-	624	624
29/32.	10	45	144	803	168	1,170	9	-	-	-	89	98
15/16.	36	373	1,678	3,804	581	6,472	-	48	34	43	10,821	10,946
31/32.	226	1,601	2,571	4,069	2,330	10,797	9	135	66	74	14,199	14,483
1.	8,939	24,423	21,501	20,290	8,610	83,763	90	1,331	699	1,177	35,191	38,488
1-1/32.	39,179	134,194	83,136	58,372	4,817	319,698	3,938	14,432	14,174	21,287	55,547	109,378
1-1/16.	21,083	147,267	96,807	13,862	314	279,333	5,619	30,050	100,739	207,536	102,762	446,706
1-3/32.	512	5,551	6,611	251	49	12,974	414	1,414	5,458	8,363	9,565	25,214
1-1/8.	-	42	116	-	-	158	35	3,703	19,225	5,838	702	29,503
1-5/32.	-	-	-	-	-	-	-	2,175	6,884	3,897	81	13,037
1-3/16.	-	-	-	-	-	-	-	108	363	192	-	663
1-7/32.	-	-	-	-	-	-	-	-	-	-	-	-
1-1/4 & longer .	-	-	-	-	-	-	-	-	-	-	-	-
All staples. . .	69,985	313,507	212,593	101,522	16,909	1/ 714,516	10,114	53,396	147,642	248,407	229,581	1/ 689,140
Average staple (32nd inches) .	33.2	33.4	33.4	32.7	32.1	33.2	33.6	34.0	34.3	34.0	33.1	33.8

1/ As reported by the Bureau of the Census, running bales.

Table 30. -- Grade and staple of upland cotton ginned, during specified periods, by States, 1959-60

ARKANSAS							CALIFORNIA					
Grade and staple	Prior to Sept. 1	September	October	November	After Nov. 30	Total Crop	Prior to Sept. 1	September	October	November	After Nov. 30	Total Crop
Grade	Bales	Bales	Bales	Bales	Bales	Bales	Bales	Bales	Bales	Bales	Bales	Bales
White:												
G.M.	-	88	10	-	-	98	358	891	6,238	1,838	89	9,414
S.M.	148	49,991	12,077	239	9	62,464	5,104	38,585	123,448	54,430	6,259	227,826
M.+	72	11,733	4,691	142	-	16,638	3,381	10,438	110,467	36,871	1,906	163,063
M.	1,010	280,596	250,359	20,811	581	553,357	4,955	28,010	496,208	315,812	22,060	867,045
S.L.M.+	10	17,959	43,470	5,796	103	67,338	117	3,032	132,204	108,111	10,869	254,333
S.L.M.	126	87,372	292,650	110,426	11,207	501,781	85	2,148	75,363	140,504	46,028	264,128
L.M.+	-	8,626	32,404	19,105	1,932	62,067	-	59	4,455	13,525	16,497	34,536
L.M.	-	11,364	61,484	62,535	18,729	154,112	-	19	3,286	16,738	32,730	52,773
S.G.O.+	-	258	966	2,782	1,217	5,223	-	-	-	1,187	5,281	6,468
S.G.O.	3	445	3,212	7,017	5,865	16,542	-	-	292	697	4,279	5,268
G.O.+	-	-	20	121	91	232	-	-	-	9	188	197
G.O.	-	11	209	1,078	1,280	2,578	-	-	35	36	421	492
Total	1,369	468,443	701,552	230,052	41,014	1,442,430	14,000	83,182	951,996	689,758	146,607	1,885,543
Light Spotted:												
G.M.	-	-	-	-	-	-	-	-	-	-	-	-
S.M.	-	606	3,099	492	28	4,225	440	672	212	76	300	1,700
M.	-	1,663	15,727	4,319	1,369	23,078	87	199	263	291	838	1,678
S.L.M.	-	856	12,365	7,388	6,284	26,893	-	10	18	172	1,042	1,242
L.M.	-	140	2,050	4,036	9,861	16,087	-	-	9	-	670	679
Total	-	3,265	33,241	16,235	17,542	70,283	527	881	502	539	2,850	5,299
Spotted:												
All grades . .	-	121	360	693	7,910	9,084	-	76	1,314	894	307	2,591
Tinged:												
All grades . .	-	-	-	19	842	861	-	-	-	-	-	-
Light Gray:												
All grades . .	-	738	2,050	4,055	1,209	8,052	-	-	987	18,662	20,776	40,425
Gray:												
All grades . .	-	76	149	117	124	466	-	-	496	18,292	1,430	20,218
Below Grade: . .												
	-	-	78	385	2,577	3,040	-	-	-	19	94	113
All grades . . .	1,369	472,643	737,430	251,556	71,218	1/1,534,216	14,527	84,139	955,295	728,164	172,064	1/1,954,189
Grade index . .	99.9	98.6	95.4	90.9	83.7	95.1	102.0	101.9	99.8	97.7	92.0	98.4
Staple (Inches)												
13/16 & shorter .	-	42	95	10	-	147	-	-	-	-	-	-
7/8	-	209	658	112	39	1,018	-	-	9	9	-	18
29/32	-	343	429	100	-	872	-	-	-	-	7	7
15/16	-	901	1,715	591	1,177	4,384	-	-	-	19	340	359
31/32	20	1,600	2,836	1,738	2,308	8,502	694	9	-	28	1,639	2,370
1	16	12,185	23,470	12,235	14,101	62,007	6,659	1,572	136	1,234	12,949	22,550
1-1/32	246	130,359	173,183	89,556	40,994	434,338	5,904	18,841	30,946	66,267	73,749	195,707
1-1/16	931	294,605	466,771	133,478	12,199	907,984	1,258	62,735	883,586	590,283	77,654	1,615,516
1-3/32	133	31,493	66,528	13,379	391	111,924	12	982	40,204	68,559	5,590	115,347
1-1/8	13	862	1,626	338	9	2,848	-	-	414	1,571	136	2,121
1-5/32	10	44	78	19	-	151	-	-	-	194	-	194
1-3/16	-	-	30	-	-	30	-	-	-	-	-	-
1-7/32	-	-	-	-	-	-	-	-	-	-	-	-
1-1/4 & longer .	-	-	11	-	-	11	-	-	-	-	-	-
All staples . . .	1,369	472,643	737,430	251,556	71,218	1/1,534,216	14,527	84,139	955,295	728,164	172,064	1/1,954,189
Average staple (32nd inches) .	33.9	33.7	33.8	33.6	32.9	33.7	32.5	33.7	34.0	34.0	33.4	33.9

1/ As reported by the Bureau of the Census, running bales.

Table 31. -- Grade and staple of upland cotton ginned, during specified periods, by States, 1959-60

FLORIDA							GEORGIA					
Grade and staple	Prior to Sept. 1	September	October	November	After Nov. 30	Total Crop	Prior to Sept. 1	September	October	November	After Nov. 30	Total Crop
Grade	Bales	Bales	Bales	Bales	Bales	Bales	Bales	Bales	Bales	Bales	Bales	Bales
White:												
G.M.	-	-	-	-	-	-	125	38	15	-	-	178
S.M.	216	218	3	-	-	437	16,270	6,128	2,412	102	19	24,931
M+.	383	89	-	-	-	472	11,051	3,754	1,284	8	-	16,097
M.	2,182	1,359	47	-	-	3,588	78,862	75,635	21,593	1,621	310	178,021
S.L.M+.	109	70	5	-	-	184	11,286	10,807	3,042	124	19	25,278
S.L.M.	269	714	105	-	-	1,088	9,506	61,247	27,719	6,785	999	106,256
L.M+.	3	99	-	-	-	102	496	4,536	3,850	879	96	9,857
L.M.	32	860	273	4	-	1,169	630	10,916	11,039	11,361	2,118	36,064
S.G.O+.	-	3	5	-	1	9	37	272	347	529	184	1,369
S.G.O.	3	128	106	4	-	241	28	1,009	1,640	3,897	571	7,145
G.O+.	-	-	-	-	-	-	-	9	6	7	-	22
G.O.	3	6	40	-	-	49	-	44	220	874	167	1,305
Total	3,200	3,546	584	8	1	7,339	128,291	174,395	73,167	26,187	4,483	406,523
Light Spotted:												
G.M.	-	-	-	-	-	-	12	-	-	-	-	12
S.M.	80	135	-	-	-	215	1,368	6,907	2,243	280	4	10,802
M.	125	251	44	-	-	420	2,038	16,999	8,878	2,222	453	30,590
S.L.M.	80	317	86	3	-	486	235	7,828	9,499	7,393	1,693	26,648
L.M.	26	212	205	19	1	463	28	1,596	5,872	12,988	3,110	23,594
Total	311	915	335	22	1	1,584	3,681	33,330	26,492	22,983	5,260	91,646
Spotted:												
All grades . .	13	28	81	11	-	133	51	1,383	1,737	1,728	220	5,119
Tinged:												
All grades . .	-	3	8	-	-	11	11	-	8	20	-	39
Light Gray:												
All grades . .	13	86	11	-	-	110	217	1,866	3,672	1,701	248	7,704
Gray:												
All grades . .	-	22	13	-	-	35	10	187	357	570	73	1,197
Below Grade. . .	6	16	68	50	-	140	-	130	870	5,952	1,875	8,827
All grades . . .	3,543	4,616	1,100	91	2	1/ 9,352	132,261	211,291	106,303	59,041	12,159	1/ 521,055
Grade index. . .	99.1	93.3	82.9	68.7	80.5	94.0	99.8	96.2	92.8	83.0	81.3	94.6
Staple (inches)												
13/16 & shorter.	-	-	-	-	-	-	-	-	11	23	-	34
7/8.	-	-	-	3	-	3	-	-	11	309	55	375
29/32.	-	-	8	38	-	46	-	-	33	1,498	667	2,198
15/16.	9	80	143	8	-	240	268	141	213	9,556	3,037	13,215
31/32.	54	121	82	15	1	273	2,202	1,249	2,077	17,979	4,660	28,167
1.	904	1,048	516	23	1	2,492	23,994	11,666	14,613	19,039	2,972	72,284
1-1/32.	2,294	1,822	254	4	-	4,374	79,540	85,491	56,914	9,522	619	232,086
1-1/16.	240	1,341	81	-	-	1,662	25,086	97,070	30,796	1,061	131	154,144
1-3/32.	29	201	16	-	-	246	1,171	14,834	1,609	54	18	17,686
1-1/8.	13	3	-	-	-	16	-	782	26	-	-	808
1-5/32.	-	-	-	-	-	-	-	58	-	-	-	58
1-3/16.	-	-	-	-	-	-	-	-	-	-	-	-
1-7/32.	-	-	-	-	-	-	-	-	-	-	-	-
1-1/4 & longer.	-	-	-	-	-	-	-	-	-	-	-	-
All staples. . .	3,543	4,616	1,100	91	2	1/ 9,352	132,261	211,291	106,303	59,041	12,159	1/ 521,055
Average staple (32nd inches)	32.8	33.0	32.1	30.3	31.5	32.8	33.0	33.5	33.1	31.5	31.0	33.0

1/ As reported by the Bureau of the Census, running bales.

Table 32. -- Grade and staple of upland cotton ginned, during specified periods, by States, 1959-60

ILLINOIS							KENTUCKY					
Grade and staple	Prior to Sept. 1	September	October	November	After Nov. 30	Total Crop	Prior to Sept. 1	September	October	November	After Nov. 30	Total Crop
Grade	Bales	Bales	Bales	Bales	Bales	Bales	Bales	Bales	Bales	Bales	Bales	Bales
White:												
G.M.	-	-	-	-	-	-	-	-	-	-	-	-
S.M.	-	-	-	-	-	-	-	681	163	-	-	844
M+.	-	-	5	-	-	5	-	294	69	7	-	370
M.	-	20	30	8	-	58	-	773	2,489	367	-	3,629
S.L.M+.	-	16	51	12	-	79	-	-	263	172	-	435
S.L.M.	-	112	394	138	7	651	-	207	294	777	15	1,293
L.M+.	-	-	8	12	-	20	-	-	14	90	20	124
L.M.	-	7	19	50	13	89	-	-	18	81	67	166
S.G.O+.	-	-	-	-	-	-	-	-	-	-	5	5
S.G.O.	-	-	-	3	6	9	-	-	-	-	156	156
G.O+.	-	-	-	-	-	-	-	-	-	-	-	-
G.O.	-	-	-	-	4	4	-	-	-	-	-	-
Total	-	155	507	223	30	915	-	1,955	3,310	1,494	263	7,022
Light Spotted:												
G.M.	-	-	-	-	-	-	-	-	-	-	-	-
S.M.	-	-	-	-	-	-	-	8	21	7	-	36
M.	-	10	16	25	1	52	-	-	23	23	5	51
S.L.M.	-	7	33	56	31	127	-	-	-	79	10	89
L.M.	-	-	-	21	21	42	-	-	-	56	220	276
Total	-	17	49	102	53	221	-	8	44	165	235	452
Spotted:												
All grades . . .	-	-	-	1	33	34	-	-	-	5	180	185
Below Grade . . .												
	-	-	-	-	73	73	-	-	-	-	-	-
All grades . . .	-	172	556	326	189	1/ 1,243	-	1,963	3,354	1,664	678	1/ 7,659
Grade index . . .	-	94.6	94.1	91.0	73.7	90.2	-	101.1	99.3	94.3	79.1	96.9
Staple (inches)												
13/16 & shorter.	-	-	-	-	-	-	-	-	-	-	-	-
7/8.	-	-	-	-	-	-	-	-	-	-	-	-
29/32.	-	-	-	-	-	-	-	-	-	-	-	-
15/16.	-	-	-	-	24	24	-	-	-	-	20	20
31/32.	-	-	-	-	44	44	-	-	-	-	30	30
1	-	10	-	-	6	16	-	69	-	10	156	235
1-1/32	-	17	15	45	98	175	-	146	101	674	472	1,393
1-1/16	-	145	510	276	17	948	-	1,701	3,239	980	-	5,920
1-3/32	-	-	31	5	-	36	-	47	14	-	-	61
1-1/8.	-	-	-	-	-	-	-	-	-	-	-	-
1-5/32	-	-	-	-	-	-	-	-	-	-	-	-
1-3/16	-	-	-	-	-	-	-	-	-	-	-	-
1-7/32	-	-	-	-	-	-	-	-	-	-	-	-
1-1/4 & longer .	-	-	-	-	-	-	-	-	-	-	-	-
All staples . . .	-	172	556	326	189	1/ 1,243	-	1,963	3,354	1,664	678	1/ 7,659
Average staple (32nd inches) .	-	33.8	34.0	33.9	32.2	33.7	-	33.9	34.0	33.6	32.6	33.7

1/ As reported by the Bureau of the Census, running bales.

Table 33. -- Grade and staple of upland cotton ginned, during specified periods, by States, 1959-60

LOUISIANA							MISSISSIPPI					
Grade and staple	Prior to Sept. 1	September	October	November	After Nov. 30	Total Crop	Prior to Sept. 1	September	October	November	After Nov. 30	Total Crop
Grade	Bales	Bales	Bales	Bales	Bales	Bales	Bales	Bales	Bales	Bales	Bales	Bales
White:												
G.M.	-	20	11	-	-	31	11	254	196	-	-	461
S.M.	2,738	13,503	8,214	856	27	25,338	3,184	63,957	26,211	1,181	39	94,572
M.+	582	6,095	3,600	181	-	10,458	2,988	33,884	13,897	743	34	51,546
M.	6,197	75,600	70,959	17,040	1,228	171,024	19,717	247,502	213,474	34,637	1,145	516,475
S.L.M.+	115	9,107	19,435	4,691	222	33,570	1,048	32,292	47,295	9,435	399	90,469
S.L.M.	1,520	35,264	86,140	34,524	4,617	162,065	2,558	85,143	237,739	103,574	15,516	444,530
L.M.+	-	1,982	9,200	4,450	432	16,064	12	6,295	30,532	18,461	2,494	57,794
L.M.	71	3,533	13,589	11,949	3,138	32,280	103	9,930	60,793	47,026	17,539	135,391
S.G.O.+	-	10	244	302	44	600	-	108	537	428	224	1,297
S.G.O.	13	116	558	891	699	2,277	-	629	4,016	5,912	6,303	16,860
G.O.+	-	-	11	-	-	11	-	-	-	17	14	31
G.O.	-	-	4	62	46	112	-	14	261	685	1,238	2,198
Total	11,236	145,230	211,965	74,946	10,453	453,830	29,621	480,008	634,951	222,099	44,945	1,411,624
Light Spotted:												
G.M.	-	-	-	10	-	10	-	-	-	-	-	-
S.M.	13	507	1,195	1,039	216	2,970	198	6,715	6,991	1,639	132	15,675
M.	91	2,036	3,933	3,386	1,321	10,767	233	10,684	21,500	11,781	3,038	47,236
S.L.M.	91	909	2,514	2,157	971	6,642	40	2,268	19,410	12,939	6,502	41,159
L.M.	9	128	432	642	401	1,612	-	260	4,207	4,015	4,285	12,767
Total	204	3,580	8,074	7,234	2,909	22,001	471	19,927	52,108	30,374	13,957	116,837
Spotted:												
All grades . . .	-	-	96	219	665	980	-	300	1,172	982	2,129	4,583
Tinged:												
All grades . . .	-	-	-	8	77	85	-	-	-	-	185	185
Yellow Stained:												
All grades . . .	-	-	-	-	9	9	-	-	-	-	-	-
Light Gray:												
All grades . . .	1,165	6,835	437	834	175	9,446	12	2,298	5,852	6,317	2,838	17,317
Gray:												
All grades . . .	194	310	20	19	-	543	-	183	411	275	151	1,020
Below Grade . . .												
	-	-	19	-	30	49	-	11	165	254	441	871
All grades . . .	12,799	155,955	220,611	83,260	14,318	1/ 486,943	30,104	502,727	694,659	260,301	64,646	1/ 1,552,437
Grade index . . .	99.3	98.0	95.9	93.7	90.5	96.1	99.9	98.8	95.4	92.2	87.0	95.7
Staple (inches)												
13/16 & shorter .	-	-	-	-	-	-	-	-	-	-	-	-
7/8	-	-	-	-	-	-	-	-	11	9	12	32
29/32	-	-	11	10	-	21	-	22	23	-	15	60
15/16	-	53	115	-	17	185	-	42	134	147	193	516
31/32	-	75	65	26	9	175	-	93	173	153	297	716
1	169	1,310	1,689	1,579	960	5,707	98	2,261	3,249	5,800	8,083	19,491
1-1/32	4,790	52,983	45,933	27,927	8,328	139,961	5,355	83,349	78,212	80,817	34,170	281,903
1-1/16	7,596	97,683	161,749	51,837	4,712	323,577	19,600	353,650	510,424	158,252	20,999	1,062,925
1-3/32	244	3,802	10,732	1,860	292	16,930	4,862	58,931	97,308	14,864	854	176,819
1-1/8	-	49	317	21	-	387	165	4,042	4,831	241	5	9,284
1-5/32	-	-	-	-	-	-	24	303	263	18	18	626
1-3/16	-	-	-	-	-	-	-	11	11	-	-	22
1-7/32	-	-	-	-	-	-	-	-	-	-	-	-
1-1/4 & longer .	-	-	-	-	-	-	-	23	20	-	-	43
All staples . . .	12,799	155,955	220,611	83,260	14,318	1/ 486,943	30,104	502,727	694,659	260,301	64,646	1/ 1,552,437
Average staple (32nd inches) .	33.6	33.7	33.8	33.6	33.3	33.7	34.0	34.0	34.0	33.7	33.2	33.9

1/ As reported by the Bureau of the Census, running bales.

Table 34. -- Grade and staple of upland cotton ginned, during specified periods, by States, 1959-60

MISSOURI							NEVADA					
Grade and staple	Prior to Sept. 1	September	October	November	After Nov. 30	Total Crop	Prior to Sept. 1	September	October	November	After Nov. 30	Total Crop
Grade	Bales	Bales	Bales	Bales	Bales	Bales	Bales	Bales	Bales	Bales	Bales	Bales
White:												
G.M.	-	73	20	-	-	93	-	-	16	14	-	30
S.M.	-	16,009	2,756	42	-	18,807	-	-	190	104	97	391
M.+	-	1,618	239	-	-	1,857	-	-	70	107	63	240
M.	-	91,896	60,102	6,505	31	158,534	-	2	496	1,125	845	2,468
S.L.M.+	-	7,354	7,957	805	-	16,116	-	-	222	508	157	887
S.L.M.	-	50,251	115,428	28,562	467	194,708	-	-	128	230	154	512
L.M.+	-	5,432	8,908	2,991	75	17,406	-	-	-	22	41	63
L.M.	-	5,773	22,692	25,604	7,114	61,183	-	-	-	11	-	11
S.G.O.+	-	251	361	794	170	1,576	-	-	-	-	-	-
S.G.O.	-	158	390	2,233	6,099	8,880	-	-	-	-	5	5
G.O.+	-	-	10	48	11	69	-	-	-	-	-	-
G.O.	-	-	-	144	903	1,047	-	-	-	-	-	-
Total	-	178,815	218,863	67,728	14,870	480,276	-	2	1,122	2,121	1,362	4,607
Light Spotted:												
G.M.	-	-	-	-	-	-	-	-	-	-	-	-
S.M.	-	877	658	130	-	1,665	-	-	-	110	63	173
M.	-	1,687	2,242	518	21	4,468	-	-	-	38	63	101
S.L.M.	-	567	1,327	1,291	903	4,088	-	-	-	-	22	22
L.M.	-	53	239	963	6,933	8,188	-	-	8	-	11	19
Total	-	3,184	4,466	2,902	7,857	18,409	-	-	8	148	159	315
Spotted:												
All grades . .	-	179	100	112	2,705	3,096	-	-	-	14	21	35
Tinged:												
All grades . .	-	-	10	-	158	168	-	-	-	-	-	-
Light Gray:												
All grades . .	-	261	4,679	2,127	1,062	8,129	-	-	-	-	-	-
Gray:												
All grades . .	-	-	120	133	943	1,196	-	-	-	-	-	-
Below Grade . .	-	-	30	19	2,891	2,940	-	-	-	-	-	-
All grades . . .	-	182,439	228,268	73,021	30,486	1/ 514,214	-	2	1,130	2,283	1,542	1/ 4,957
Grade index . .	-	97.7	94.7	90.2	78.4	94.2	-	100.0	99.5	98.9	98.5	98.9
Staple (inches)												
13/16 & shorter .	-	-	-	-	-	-	-	-	-	-	-	-
7/8	-	21	-	-	-	21	-	-	-	-	5	5
29/32	-	41	-	-	31	72	-	-	-	-	-	-
15/16	-	208	210	246	1,937	2,601	-	-	-	-	5	5
31/32	-	229	359	517	5,461	6,566	-	-	-	-	6	6
1	-	1,916	2,719	5,381	14,277	24,293	-	-	-	28	33	61
1-1/32	-	54,236	54,732	36,711	8,319	153,998	-	-	-	79	5	84
1-1/16	-	121,273	155,098	29,706	449	306,526	-	-	-	63	83	146
1-3/32	-	4,422	14,970	460	12	19,864	-	-	269	417	273	959
1-1/8	-	93	180	-	-	273	-	2	744	1,635	1,036	3,417
1-5/32	-	-	-	-	-	-	-	-	117	61	96	274
1-3/16	-	-	-	-	-	-	-	-	-	-	-	-
1-7/32	-	-	-	-	-	-	-	-	-	-	-	-
1-1/4 & longer .	-	-	-	-	-	-	-	-	-	-	-	-
All staples . . .	-	182,439	228,268	73,021	30,486	1/ 514,214	-	2	1,130	2,283	1,542	1/ 4,957
Average staple (32nd inches)	-	33.7	33.8	33.3	32.0	33.6	-	36.0	35.9	35.6	35.6	35.7

1/ As reported by the Bureau of the Census, running bales.

Table 35. -- Grade and staple of upland cotton ginned, during specified periods, by States, 1959-60

NEW MEXICO							NORTH CAROLINA					
Grade and staple	Prior to Sept. 1	September	October	November	After Nov. 30	Total Crop	Prior to Sept. 1	September	October	November	After Nov. 30	Total Crop
Grade	Bales	Bales	Bales	Bales	Bales	Bales	Bales	Bales	Bales	Bales	Bales	Bales
White:												
G.M.	-	8,648	15,708	2,779	-	27,135	-	-	-	-	-	-
S.M.	-	28,108	71,519	26,394	381	126,402	-	1,275	161	-	13	1,449
M.+	-	996	3,624	2,568	247	7,435	-	49	-	-	-	49
M.	-	5,890	41,840	28,297	2,134	78,161	-	28,177	7,108	469	105	35,859
S.L.M.+	-	135	2,660	2,575	362	5,732	-	765	270	-	-	1,035
S.L.M.	-	1,024	10,342	11,709	4,567	27,642	-	50,422	44,619	5,654	1,282	101,977
L.M.+	-	-	268	767	352	1,387	-	395	1,151	40	884	2,470
L.M.	-	22	245	869	1,203	2,339	-	4,390	22,539	28,877	7,039	62,845
S.G.O.+	-	-	10	21	61	92	-	9	20	32	56	117
S.G.O.	-	-	-	9	348	357	-	191	1,584	7,061	3,155	11,991
G.O.+	-	-	-	-	10	10	-	-	-	20	-	20
G.O.	-	-	-	9	48	57	-	-	227	1,171	237	1,635
Total	-	44,823	146,216	75,997	9,713	276,749	-	85,673	77,679	43,324	12,771	219,447
Light Spotted:												
G.M.	-	10	-	10	-	20	-	-	-	-	-	-
S.M.	-	67	1,165	1,336	128	2,696	-	256	299	32	-	587
M.	-	208	1,180	4,839	1,280	7,507	-	3,439	3,201	713	321	7,674
S.L.M.	-	31	26	1,405	2,462	3,924	-	3,576	7,366	10,353	3,068	24,363
L.M.	-	-	10	90	1,039	1,139	-	427	3,518	23,408	6,131	33,484
Total	-	316	2,381	7,680	4,909	15,286	-	7,698	14,384	34,506	9,520	66,108
Spotted:												
All grades . .	-	-	58	189	1,447	1,694	-	77	545	1,816	630	3,068
Tinged:												
All grades . .	-	-	-	17	154	171	-	-	10	-	-	10
Yellow Stained:												
All grades . .	-	-	-	-	5	5	-	-	-	-	-	-
Light Gray:												
G.M.	-	-	10	-	22	32	-	-	-	-	-	-
S.M.	-	22	189	306	124	641	-	2,879	2,898	68	-	5,845
M.	-	-	9	462	148	619	-	4,098	12,255	7,481	1,157	24,991
S.L.M.	-	-	-	-	31	31	-	537	1,772	4,954	1,019	8,282
Total	-	22	208	768	325	1,323	-	7,514	16,925	12,503	2,176	39,118
Gray:												
All grades . .	-	-	9	83	21	113	-	320	1,070	1,722	234	3,346
Below Grade . .												
	-	-	-	-	193	193	-	-	423	3,420	930	4,773
All grades . . .	-	45,161	148,872	84,734	16,767	1/ 295,534	-	101,282	111,036	97,291	26,261	1/ 335,870
Grade Index . .	-	103.3	102.0	99.9	91.1	101.0	-	95.2	91.0	83.5	83.1	89.5
Staple (inches)												
13/16 & shorter.	-	-	-	171	48	219	-	-	-	7	-	7
7/8	-	136	85	514	1,217	1,952	-	-	70	274	291	635
29/32	-	92	127	1,467	1,153	2,839	-	-	-	1,137	538	1,675
15/16	-	214	1,136	4,907	4,819	11,076	-	-	557	13,543	6,015	20,115
31/32	-	176	1,237	3,183	419	5,015	-	47	3,870	29,414	8,205	41,536
1	-	642	2,091	4,352	2,752	9,837	-	4,134	23,382	38,769	8,220	74,505
1-1/32	-	698	2,901	4,519	1,232	9,350	-	34,899	56,446	12,533	2,495	106,373
1-1/16	-	2,172	7,113	7,035	2,166	18,486	-	50,639	24,823	1,407	474	77,343
1-3/32	-	5,654	24,681	14,690	1,769	46,794	-	10,678	1,691	138	13	12,520
1-1/8	-	27,603	89,338	26,941	978	144,860	-	803	187	60	10	1,060
1-5/32	-	7,352	18,686	15,908	59	42,005	-	82	10	9	-	101
1-3/16	-	401	1,099	942	-	2,442	-	-	-	-	-	-
1-7/32	-	21	106	105	5	237	-	-	-	-	-	-
1-1/4 & longer .	-	-	272	-	150	422	-	-	-	-	-	-
All staples . . .	-	45,161	148,872	84,734	16,767	1/ 295,534	-	101,282	111,036	97,291	26,261	1/ 335,870
Average staple (32nd inches)	-	35.8	35.7	34.8	31.9	35.2	-	33.7	33.0	31.5	31.3	32.6

1/ As reported by the Bureau of the Census, running bales.

Table 36. -- Grade and staple of upland cotton ginned, during specified periods, by States, 1959-60

OKLAHOMA							SOUTH CAROLINA					
Grade and staple	Prior to Sept. 1	September	October	November	After Nov. 30	Total Crop	Prior to Sept. 1	September	October	November	After Nov. 30	Total Crop
Grade	Bales	Bales	Bales	Bales	Bales	Bales	Bales	Bales	Bales	Bales	Bales	Bales
White:												
G.M.	-	10	-	-	-	10	-	72	8	-	-	80
S.M.	-	5,110	323	91	-	5,524	8,099	4,566	696	145	-	13,496
M.+	-	143	11	-	-	154	1,362	377	142	-	-	1,881
M.	-	23,001	7,760	4,186	292	35,239	49,769	56,058	10,508	1,314	446	118,095
S.L.M.+	-	1,079	1,233	882	14	3,208	3,656	4,632	779	-	9	9,076
S.L.M.	-	6,195	24,969	16,395	1,889	49,448	7,776	70,414	26,520	5,434	1,003	111,147
L.M.+	-	571	3,644	1,198	102	5,515	170	2,892	1,327	64	12	4,465
L.M.	-	864	8,918	4,806	1,073	15,661	412	12,538	10,435	4,728	1,932	30,045
S.G.O.+	-	63	878	317	28	1,286	35	132	186	-	12	365
S.G.O.	-	145	2,776	1,274	411	4,606	37	789	1,755	1,704	1,015	5,300
G.O.+	-	-	29	25	7	61	-	12	9	-	-	21
G.O.	-	-	173	154	56	383	-	74	327	545	708	1,654
Total	-	37,181	50,714	29,328	3,872	121,095	71,306	152,556	52,692	13,934	5,137	295,625
Light Spotted:												
G.M.	-	10	55	-	-	65	-	19	-	-	-	19
S.M.	-	5,728	3,605	2,676	307	12,316	852	3,615	2,086	164	21	6,738
M.	-	7,723	48,266	58,843	9,475	124,307	168	4,722	6,367	1,603	118	12,978
S.L.M.	-	884	30,981	40,404	11,506	83,775	60	4,522	18,303	10,527	1,419	34,831
L.M.	-	18	5,946	5,891	3,219	15,074	12	849	9,394	17,259	2,790	30,304
Total	-	14,363	88,853	107,814	24,507	235,537	1,092	13,727	36,150	29,553	4,348	84,870
Spotted:												
G.M.	-	-	-	-	-	-	-	-	-	-	-	-
S.M.	-	10	167	235	274	686	24	64	46	-	-	134
M.	-	52	1,220	3,393	2,123	6,788	-	160	183	21	-	364
S.L.M.	-	40	1,243	3,197	2,686	7,166	-	181	332	281	62	856
L.M.	-	37	352	1,127	1,576	3,092	-	35	2,063	7,406	1,773	11,277
Total	-	139	2,982	7,952	6,659	17,732	24	440	2,624	7,708	1,835	12,631
Tinged:												
All grades . .	-	-	12	452	2,205	2,669	-	-	-	-	-	-
Yellow Stained:												
All grades . .	-	-	-	24	77	101	-	-	11	-	-	11
Light Gray:												
G.M.	-	-	-	-	-	-	-	-	-	-	-	-
S.M.	-	-	-	8	-	8	299	2,436	453	41	11	3,240
M.	-	-	53	14	60	127	201	4,228	1,573	913	369	7,284
S.L.M.	-	-	14	12	7	33	12	398	497	1,436	748	3,091
Total	-	-	67	34	67	168	512	7,062	2,523	2,390	1,128	13,615
Gray:												
All grades . .	-	-	-	12	-	12	143	772	726	2,746	641	5,028
Below Grade. .	-	10	140	350	794	1,294	-	117	1,156	6,197	1,421	8,891
All grades . .	-	51,693	142,768	145,966	38,181	1/ 378,608	73,077	174,674	95,882	62,528	14,510	1/ 420,671
Grade Index. .	-	98.7	92.6	92.5	88.3	93.0	99.5	95.4	90.3	81.5	80.4	92.4
Staple (Inches)												
13/16 & shorter.	-	221	195	591	380	1,387	-	-	8	292	11	311
7/8.	-	1,881	3,533	6,002	4,451	15,867	-	12	225	1,359	570	2,166
29/32.	-	4,680	11,796	23,450	7,972	47,898	-	11	183	5,643	2,428	8,265
15/16.	-	12,261	49,973	79,416	20,338	161,988	12	35	2,570	15,301	3,971	21,889
31/32.	-	14,728	41,386	24,152	3,206	83,472	164	212	3,329	14,042	2,879	20,626
1.	-	10,448	18,796	6,668	896	36,808	1,187	3,700	13,279	14,507	2,523	35,196
1-1/32.	-	4,652	9,739	3,379	666	18,436	28,676	57,586	45,257	9,163	1,505	142,187
1-1/16.	-	2,037	4,806	1,755	258	8,856	37,559	95,313	28,614	1,915	515	163,916
1-3/32.	-	533	1,701	365	14	2,613	4,895	15,446	2,203	225	65	22,834
1-1/8.	-	201	647	148	-	996	548	1,997	181	70	32	2,828
1-5/32.	-	41	137	32	-	210	24	292	33	11	11	371
1-3/16.	-	10	47	-	-	57	12	70	-	-	-	82
1-7/32.	-	-	12	8	-	20	-	-	-	-	-	-
1-1/4 & longer .	-	-	-	-	-	-	-	-	-	-	-	-
All staples. . .	-	51,693	142,768	145,966	38,181	1/ 378,608	73,077	174,674	95,882	62,528	14,510	1/ 420,671
Average staple (32nd inches)	-	31.0	30.9	30.1	29.7	30.5	33.7	33.7	33.0	31.1	30.8	33.1

1/ As reported by the Bureau of the Census, running bales.

Table 37. -- Grade and staple of upland cotton ginned, during specified periods, by States, 1959-60

TENNESSEE							TEXAS					
Grade and staple	Prior to Sept. 1	September	October	November	After Nov. 30	Total Crop	Prior to Sept. 1	September	October	November	After Nov. 30	Total Crop
Grade	Bales	Bales	Bales	Bales	Bales	Bales	Bales	Bales	Bales	Bales	Bales	Bales
White:												
G.M.	-	195	10	-	-	205	991	5,572	3,878	1,352	-	11,793
S.M.	-	57,875	28,642	643	75	87,235	109,146	176,181	107,449	20,261	118	413,155
M.+	-	9,861	9,676	316	7	19,860	12,526	5,737	9,101	2,391	247	30,002
M.	-	98,833	172,982	35,930	965	308,710	303,178	136,910	258,084	140,866	4,437	840,475
S.L.M.+	-	1,392	10,629	4,278	311	16,610	27,000	8,934	16,901	16,522	923	70,280
S.L.M.	-	9,001	41,992	54,949	9,929	115,871	126,359	142,226	133,355	414,767	79,784	896,491
L.M.+	-	284	2,475	5,990	2,740	11,489	8,415	13,628	11,329	26,027	3,022	62,421
L.M.	-	497	3,855	13,787	17,251	35,390	17,434	87,609	46,908	50,846	10,200	212,997
S.G.O.+	-	-	114	681	966	1,761	453	2,474	936	2,067	225	6,155
S.G.O.	-	-	142	742	1,707	2,591	884	9,036	6,323	3,157	1,242	20,642
G.O.+	-	-	10	9	-	19	50	173	101	45	26	395
G.O.	-	-	10	18	142	170	44	819	1,121	345	261	2,590
Total	-	177,938	270,537	117,343	34,093	599,911	606,480	589,299	592,486	678,646	100,485	2,567,396
Light Spotted:												
G.M.	-	-	-	-	-	-	315	347	165	82	8	917
S.M.	-	1,014	1,279	437	53	2,783	30,948	43,460	105,276	48,113	2,907	230,704
M.	-	538	3,050	2,965	1,454	8,007	41,488	120,274	262,183	368,686	82,320	874,951
S.L.M.	-	87	642	2,512	6,368	9,609	8,731	77,228	141,656	143,596	77,696	448,909
L.M.	-	29	41	840	8,075	8,985	1,306	17,260	41,876	28,331	12,642	101,415
Total	-	1,668	5,012	6,754	15,950	29,384	82,788	258,569	551,156	588,808	175,575	1,656,896
Spotted:												
All grades . .	-	34	134	161	4,838	5,167	383	1,296	14,782	19,031	45,229	80,721
Tinged:												
All grades . .	-	-	-	-	513	513	-	8	117	552	15,808	16,485
Yellow Stained:												
All grades . .	-	-	-	-	-	-	-	-	-	-	1,207	1,207
Light Gray:												
All grades . .	-	516	1,253	3,080	1,187	6,036	6,486	11,657	3,012	11,479	5,658	38,292
Gray:												
All grades . .	-	24	98	277	141	540	367	1,449	754	717	424	3,711
Below Grade . .	-	-	-	-	694	694	10	659	2,392	2,133	2,666	7,860
All grades . . .	-	180,180	277,034	127,615	57,416	1/ 642,245	696,514	862,937	1,164,699	1,301,366	347,052	1/4,372,568
Grade index . .	-	101.0	99.1	94.4	85.9	97.5	98.6	95.9	96.0	94.6	91.0	95.6
Staple (inches)												
13/16 & shorter.	-	-	-	-	-	-	10	3,088	3,777	4,992	6,628	18,495
7/8	-	-	10	-	7	17	644	19,905	31,956	63,146	61,482	177,133
29/32	-	63	49	36	52	200	5,883	65,685	119,057	241,253	132,640	564,518
15/16	-	147	247	36	693	1,123	49,257	229,074	318,083	490,811	110,856	1,198,081
31/32	-	453	93	205	1,422	2,173	98,153	237,733	284,918	281,938	14,477	917,219
1	-	8,079	1,087	6,772	15,921	31,859	119,830	128,828	155,763	102,400	6,150	512,971
1-1/32	-	38,817	29,270	66,974	37,034	172,095	261,883	79,142	72,622	30,603	3,659	447,909
1-1/16	-	126,239	240,412	53,224	2,265	422,140	141,757	28,730	32,166	18,358	5,745	226,756
1-3/32	-	6,342	5,774	350	22	12,488	16,632	13,394	26,879	23,518	3,925	84,348
1-1/8	-	40	84	18	-	142	2,078	30,924	79,982	33,833	1,368	148,185
1-5/32	-	-	8	-	-	8	291	26,038	38,693	10,017	114	75,153
1-3/16	-	-	-	-	-	-	62	297	602	412	8	1,381
1-7/32	-	-	-	-	-	-	25	60	63	52	-	200
1-1/4 & longer	-	-	-	-	-	-	9	39	138	33	-	219
All staples . .	-	180,180	277,034	127,615	57,416	1/ 642,245	696,514	862,937	1,164,699	1,301,366	347,052	1/4,372,568
Average staple (32nd inches)	-	33.7	33.9	33.4	32.7	33.6	32.6	31.4	31.4	30.5	29.4	31.2

1/ As reported by the Bureau of the Census, running bales.

Table 38. -- Grade and staple of upland cotton ginned, during specified periods, by States, 1959-60

VIRGINIA

Grade and staple	Prior to Sept. 1	September	October	November	After Nov. 30	Total Crop
Grade	Bales	Bales	Bales	Bales	Bales	Bales
White:						
G.M.	-	-	-	-	-	-
S.M.	-	-	-	-	-	-
M.+	-	-	-	-	-	-
M.	-	402	42	-	-	444
S.L.M.+	-	22	-	-	-	22
S.L.M.	-	1,412	2,266	320	21	4,019
L.M.+	-	-	21	6	29	56
L.M.	-	117	880	1,972	626	3,595
S.G.O.+	-	-	-	-	10	10
S.G.O.	-	-	13	110	141	264
G.O.+	-	-	-	-	-	-
G.O.	-	-	-	-	-	-
Total	-	1,953	3,222	2,408	827	8,410
Light Spotted:						
O.M.	-	-	-	-	-	-
S.M.	-	22	-	-	-	22
M.	-	144	163	19	41	367
S.L.M.	-	69	245	341	40	695
L.M.	-	14	28	501	304	847
Total	-	249	436	861	385	1,931
Spotted:						
All grades . .	-	-	-	-	14	14
Light Gray:						
All grades . .	-	22	72	72	52	218
Gray:						
All grades . .	-	-	-	6	-	6
Below Grade. .	-	-	-	-	21	21
All grades . .	-	2,224	3,730	3,347	1,299	1/ 10,600
Grade index. .	-	94.6	91.5	85.4	83.2	89.2
Staple (inches)						
13/16 & shorter.	-	-	-	-	-	-
7/8.	-	-	-	-	-	-
29/32.	-	-	-	-	-	-
15/16.	-	-	7	57	111	175
31/32.	-	-	-	282	357	639
1	-	33	325	2,013	743	3,114
1-1/32	-	601	1,610	847	88	3,146
1-1/16	-	1,451	1,579	148	-	3,178
1-3/32	-	139	209	-	-	348
1-1/8.	-	-	-	-	-	-
1-5/32	-	-	-	-	-	-
1-3/16	-	-	-	-	-	-
1-7/32	-	-	-	-	-	-
1-1/4 & longer .	-	-	-	-	-	-
All staples. . .	-	2,224	3,730	3,347	1,299	1/ 10,600
Average staple (32nd inches) .	-	33.8	33.4	32.2	31.6	32.9

1/ As reported by the Bureau of the Census, running bales.

Table 39. -- Grade and staple of upland cotton ginned, by States and districts, 1959-60

Grade and staple	ALABAMA				ARIZONA				Ginned in the State
	Ginned in District			Ginned in the State	Ginned in District				
	1	2	3		1	2	3	4	
Grade	Bales	Bales	Bales	Bales	Bales	Bales	Bales	Bales	Bales
White:									
G.M.	71	30	25	126	237	178	907	2,255	3,577
S.M.	54,612	14,071	7,374	76,057	14,097	18,973	27,030	14,146	74,246
M.+	4,747	836	373	5,956	2,940	14,770	17,985	3,037	38,732
M.	193,191	55,287	47,724	296,202	23,652	81,459	96,392	13,304	214,807
S.L.M.+	6,264	3,067	2,486	11,817	1,765	41,608	46,448	2,642	92,463
S.L.M.	71,185	44,625	20,112	135,922	5,853	72,497	57,460	5,182	140,992
L.M.+	9,703	1,855	666	12,224	375	9,106	5,439	709	15,629
L.M.	13,738	11,462	10,731	35,931	957	11,762	5,844	1,020	19,583
S.G.O.+	342	57	78	477	38	257	121	103	519
S.G.O.	807	1,084	1,210	3,101	113	1,684	881	246	2,924
G.O.+	6	-	-	6	9	30	20	-	59
G.O.	68	263	176	507	19	287	162	18	486
Total	354,734	132,637	90,955	578,326	50,055	252,611	258,689	42,662	604,017
Light Spotted:									
G.M.	-	10	9	19	-	10	-	27	37
S.M.	8,671	4,276	5,028	17,975	3,247	3,055	2,604	1,034	9,940
M.	21,703	12,057	5,944	39,704	5,309	9,206	8,358	1,216	24,089
S.L.M.	13,024	14,245	9,815	37,084	1,174	9,023	8,577	713	19,487
L.M.	3,557	6,955	6,676	17,188	409	6,127	4,901	263	11,700
Total	46,955	37,543	27,472	111,970	10,139	27,421	24,440	3,253	65,253
Spotted:									
All grades . . .	2,080	3,728	3,341	9,149	193	4,086	5,868	198	10,345
Tinged:									
All grades . . .	141	60	49	250	-	80	138	18	236
Light Gray:									
All grades . . .	2,190	3,171	2,210	7,571	492	3,603	1,336	95	5,526
Gray:									
All grades . . .	122	192	181	495	-	168	61	-	229
Below Grade. . .	56	2,284	4,415	6,755	38	1,252	2,175	69	3,534
All grades . . .	406,278	179,615	128,623	1/ 714,516	60,917	289,221	292,707	46,295	1/ 689,140
Grade index . . .	97.9	94.6	93.6	96.3	99.4	95.9	96.8	99.6	96.9
Staple (inches)									
13/16 & shorter. .	-	-	-	-	-	-	-	-	-
7/8.	10	34	107	151	65	258	245	56	624
29/32.	60	432	678	1,170	-	60	38	-	98
15/16.	489	3,154	2,829	6,472	506	4,993	4,942	505	10,946
31/32.	3,371	4,365	3,061	10,797	786	7,442	6,209	46	14,483
1	31,658	26,645	25,460	83,763	3,004	20,538	14,085	861	38,488
1-1/32	177,760	82,728	59,210	319,698	21,078	47,644	40,264	392	109,378
1-1/16	183,424	59,961	35,948	279,333	33,515	200,642	211,207	1,342	446,706
1-3/32	9,368	2,276	1,330	12,974	1,945	7,603	12,054	3,612	25,214
1-1/8.	138	20	-	158	18	18	3,256	26,211	29,503
1-5/32	-	-	-	-	-	23	407	12,607	13,037
1-3/16	-	-	-	-	-	-	-	663	663
1-7/32	-	-	-	-	-	-	-	-	-
1-1/4 & longer . .	-	-	-	-	-	-	-	-	-
All staples. . .	406,278	179,615	128,623	1/ 714,516	60,917	289,221	292,707	46,295	1/ 689,140
Average staple (32nd inches) . .	33.4	33.1	33.0	33.2	33.5	33.6	33.7	36.0	33.8

1/ As reported by the Bureau of the Census, running bales.

Table 40. -- Grade and staple of upland cotton ginned, by States and districts, 1959-60

Grade and staple	ARKANSAS					CALIFORNIA		
	Ginned in District				Ginned in the State	Ginned in District		Ginned in the State
	1	2	3	4		1	2	
	<u>Grade</u>	<u>Bales</u>	<u>Bales</u>	<u>Bales</u>	<u>Bales</u>	<u>Bales</u>	<u>Bales</u>	<u>Bales</u>
White:								
G.M.	-	88	10	-	98	9,056	358	9,414
S.M.	707	36,922	4,499	20,336	62,464	213,120	14,706	227,826
M.+	116	11,842	1,108	3,572	16,638	159,035	4,028	163,063
M.	8,768	357,614	34,396	152,579	553,357	801,185	65,860	867,045
S.L.M.+	1,002	49,308	3,099	13,929	67,338	234,261	20,072	254,333
S.L.M.	8,872	277,561	30,225	185,123	501,781	216,834	47,294	264,128
L.M.+	1,139	37,341	2,709	20,878	62,067	29,841	4,695	34,536
L.M.	3,605	81,554	6,100	62,853	154,112	42,700	10,073	52,773
S.G.O.+	203	3,467	151	1,402	5,223	5,626	842	6,468
S.G.O.	480	9,543	266	6,253	16,542	3,418	1,850	5,268
G.O.+	20	174	-	38	232	197	-	197
G.O.	77	1,472	152	877	2,578	336	156	492
Total	24,989	866,886	82,715	467,840	1,442,430	1,715,609	169,934	1,885,543
Light Spotted:								
G.M.	-	-	-	-	-	-	-	-
S.M.	449	1,441	659	1,676	4,225	161	1,539	1,700
M.	3,148	6,946	2,501	10,483	23,078	492	1,186	1,678
S.L.M.	2,566	11,412	1,459	11,456	26,893	524	718	1,242
L.M.	783	11,270	310	3,724	16,087	389	290	679
Total	6,946	31,069	4,929	27,339	70,283	1,566	3,733	5,299
Spotted:								
All grades . . .	284	7,626	114	1,060	9,084	2,448	143	2,591
Tinged:								
All grades . . .	17	800	17	27	861	-	-	-
Light Gray:								
All grades . . .	66	3,007	802	4,177	8,052	34,197	6,228	40,425
Gray:								
All grades . . .	-	359	-	107	466	19,844	374	20,218
Below Grade. . .	255	2,413	7	365	3,040	75	38	113
All grades . . .	32,557	912,160	88,584	500,915	1/ 1,534,216	1,773,739	180,450	1/ 1,954,189
Grade index. . .	93.7	95.3	96.2	94.6	95.1	98.6	96.5	98.4
<u>Staple</u> (Inches)								
13/16 & shorter. .	147	-	-	-	147	-	-	-
7/8.	821	126	-	71	1,018	18	-	18
29/32.	770	33	38	31	872	7	-	7
15/16.	1,714	1,961	297	412	4,384	216	143	359
31/32.	1,269	5,208	744	1,281	8,502	943	1,427	2,370
1	4,690	37,673	4,919	14,725	62,007	9,018	13,532	22,550
1-1/32	12,215	230,864	31,619	159,640	434,338	102,446	93,261	195,707
1-1/16	10,131	571,560	45,125	281,168	907,984	1,543,746	71,770	1,615,516
1-3/32	779	62,920	5,727	42,498	111,924	115,039	308	115,347
1-1/8.	21	1,722	96	1,009	2,848	2,112	9	2,121
1-5/32	-	83	19	49	151	194	-	194
1-3/16	-	10	-	20	30	-	-	-
1-7/32	-	-	-	-	-	-	-	-
1-1/4 & longer . .	-	-	-	11	11	-	-	-
All staples. . . .	32,557	912,160	88,584	500,915	1/ 1,534,216	1,773,739	180,450	1/ 1,954,189
Average staple (32nd inches) . .	32.7	33.7	33.6	33.7	33.7	34.0	33.3	33.9

1/ As reported by the Bureau of the Census, running bales.

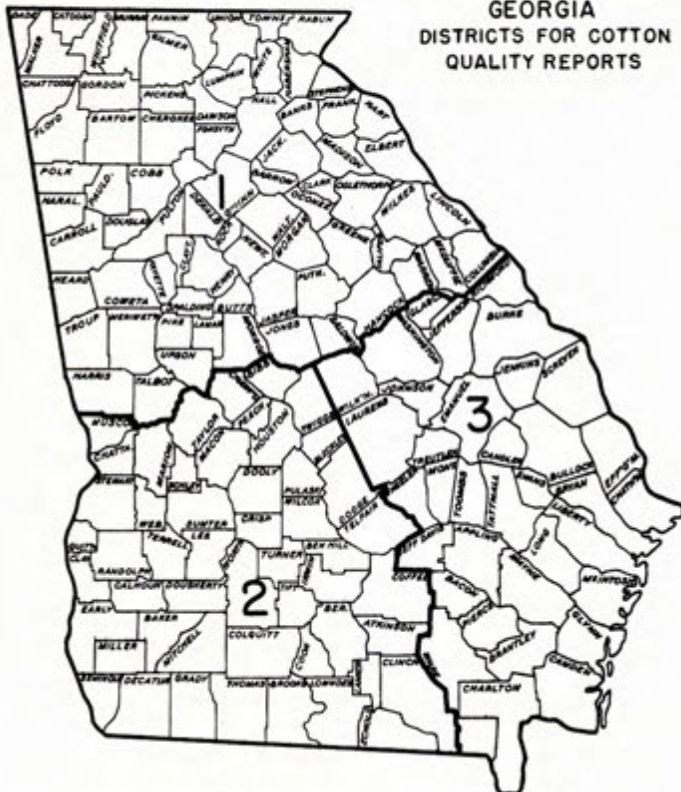


Table 41. -- Grade and staple of upland cotton ginned, by States and districts, 1959-60

Grade and staple	GEORGIA				LOUISIANA				
	Ginned in District			Ginned in the State	Ginned in District				Ginned in the State
	1	2	3		1	2	3	4	
Grade	Bales	Bales	Bales	Bales	Bales	Bales	Bales	Bales	Bales
White:									
G.M.	42	19	117	178	-	-	31	-	31
S.M.	6,920	5,508	12,503	24,931	10,902	140	5,994	8,302	25,338
M.+	3,896	7,418	4,783	16,097	612	12	7,390	2,444	10,458
M.	56,123	67,643	54,255	178,021	47,838	1,139	80,621	41,426	171,024
S.L.M.+	5,148	14,309	5,821	25,278	6,166	143	25,638	1,623	33,570
S.L.M.	30,381	47,948	27,927	106,256	44,870	971	94,403	21,821	162,065
L.M.+	2,501	4,329	3,027	9,857	3,550	21	12,321	172	16,064
L.M.	15,277	12,532	8,255	36,064	8,549	59	22,202	1,470	32,280
S.G.O.+	835	403	131	1,369	85	-	515	-	600
S.G.O.	2,220	2,076	2,849	7,145	759	-	1,448	70	2,277
G.O.+	7	15	-	22	-	-	11	-	11
G.O.	227	232	846	1,305	52	-	56	4	112
Total	123,577	162,432	120,514	406,523	123,383	2,485	250,630	77,332	453,830
Light Spotted:									
G.M.	12	-	-	12	10	-	-	-	10
S.M.	7,332	2,858	612	10,802	1,357	39	990	584	2,970
M.	16,498	11,330	2,762	30,590	3,502	626	3,480	3,159	10,767
S.L.M.	13,567	9,371	3,710	26,648	2,534	145	2,759	1,204	6,642
L.M.	9,289	8,324	5,981	23,594	804	20	662	126	1,612
Total	46,698	31,883	13,065	91,646	8,207	830	7,891	5,073	22,001
Spotted:									
All grades . . .	1,842	1,959	1,318	5,119	463	-	487	30	980
Tinged:									
All grades . . .	19	9	11	39	59	-	26	-	85
Yellow Stained:									
All grades . . .	-	-	-	-	9	-	-	-	9
Light Gray:									
All grades . . .	1,655	2,582	3,467	7,704	336	8	1,192	7,910	9,446
Gray:									
All grades . . .	115	222	860	1,197	9	-	40	494	543
Below Grade. . .	658	2,659	5,510	8,827	49	-	-	-	49
All grades . . .	174,564	201,746	144,745	1/ 521,055	132,515	3,323	260,266	90,839	1/ 486,943
Grade Index. . .	94.7	94.8	94.2	94.6	96.3	96.8	95.5	97.9	96.1
Staple (inches)									
13/16 & shorter. .	-	34	-	34	-	-	-	-	-
7/8.	56	237	82	375	-	-	-	-	-
29/32.	413	512	1,273	2,198	10	-	11	-	21
15/16.	5,371	2,540	5,304	13,215	97	24	30	34	185
31/32.	15,985	4,953	7,229	28,167	64	31	41	39	175
1	26,548	25,182	20,554	72,284	1,187	381	3,152	987	5,707
1-1/32	66,923	100,936	64,227	232,086	42,190	1,540	59,775	36,456	139,961
1-1/16	51,918	59,519	42,807	154,144	87,540	1,327	182,221	52,489	323,577
1-3/32	7,054	7,392	3,240	17,686	1,408	20	14,668	834	16,930
1-1/8.	356	423	29	808	19	-	368	-	387
1-5/32	40	18	-	58	-	-	-	-	-
1-3/16	-	-	-	-	-	-	-	-	-
1-7/32	-	-	-	-	-	-	-	-	-
1-1/4 & longer . .	-	-	-	-	-	-	-	-	-
All staples. . .	174,564	201,746	144,745	1/ 521,055	132,515	3,323	260,266	90,839	1/ 486,943
Average staple (32nd inches) . .	32.9	33.1	33.0	33.0	33.7	33.3	33.8	33.6	33.7

1/ As reported by the Bureau of the Census, running bales.

GEORGIA
DISTRICTS FOR COTTON
QUALITY REPORTS



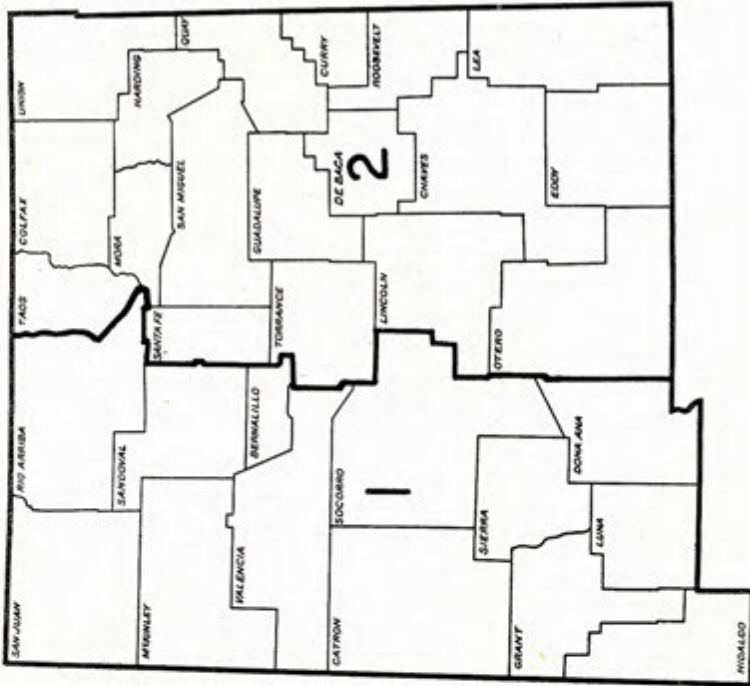
LOUISIANA
DISTRICTS FOR COTTON
QUALITY REPORTS



Table 42. -- Grade and staple of upland cotton ginned, by States and districts, 1959-60

Grade and staple	MISSISSIPPI				Ginned in the State	NEW MEXICO		Ginned in the State	
	Ginned in District					Ginned in the State	Ginned in District		
	1	2	3	4			1		2
Grade	Bales	Bales	Bales	Bales	Bales	Bales	Bales	Bales	
White:									
G.M.	250	190	21	-	461	10,486	16,649	27,135	
S.M.	46,881	38,227	7,216	2,248	94,572	56,881	69,521	126,402	
M.+	31,955	7,911	8,926	2,754	51,546	6,113	1,322	7,435	
M.	283,031	161,181	45,130	27,133	516,475	23,982	54,179	78,161	
S.L.M.+	61,534	9,050	13,518	6,367	90,469	2,481	3,251	5,732	
S.L.M.	331,769	72,696	29,865	10,200	444,530	6,147	21,495	27,642	
L.M.+	50,208	3,927	2,991	668	57,794	385	1,002	1,387	
L.M.	115,937	12,041	6,079	1,334	135,391	520	1,819	2,339	
S.G.O.+	799	431	57	10	1,297	64	28	92	
S.G.O.	14,755	1,506	535	64	16,860	179	178	357	
G.O.+	6	25	-	-	31	5	5	10	
G.O.	2,046	134	18	-	2,198	33	24	57	
Total	939,171	307,319	114,356	50,778	1,411,624	107,276	169,473	276,749	
Light Spotted:									
G.M.	-	-	-	-	-	10	10	20	
S.M.	2,304	3,720	7,680	1,971	15,675	607	2,089	2,696	
M.	18,203	13,763	11,432	3,838	47,236	793	6,714	7,507	
S.L.M.	28,709	5,100	5,031	2,319	41,159	576	3,348	3,924	
L.M.	10,333	1,345	494	595	12,767	317	822	1,139	
Total	59,549	23,928	24,637	8,723	116,837	2,303	12,983	15,286	
Spotted:									
All grades . . .	3,090	826	322	345	4,583	714	980	1,694	
Tinged:									
All grades . . .	174	-	11	-	185	127	44	171	
Yellow Stained:									
All grades . . .	-	-	-	-	-	5	-	5	
Light Gray:									
All grades . . .	13,431	2,502	1,167	217	17,317	298	1,025	1,323	
Gray:									
All grades . . .	932	78	-	10	1,020	19	94	113	
Below Grade. . .	785	58	28	-	871	20	173	193	
All grades . . .	1,017,132	334,711	140,521	60,073	1/ 1,552,437	110,762	184,772	1/ 295,534	
Grade index. . .	94.7	97.9	97.1	97.5	95.7	101.8	100.4	101.0	
Staple (Inches)									
13/16 & shorter . .	-	-	-	-	-	145	74	219	
7/8	16	-	-	16	32	274	1,678	1,952	
29/32	19	34	-	7	60	-	2,839	2,839	
15/16	123	204	60	129	516	1,137	9,939	11,076	
31/32	235	319	86	76	716	29	4,986	5,015	
1	8,953	5,246	3,463	1,829	19,491	964	8,873	9,837	
1-1/32	144,485	63,633	55,453	18,332	281,903	173	9,177	9,350	
1-1/16	709,446	243,517	72,203	37,759	1,062,925	1,438	17,048	18,486	
1-3/32	145,628	20,639	8,647	1,905	176,819	5,532	41,262	46,794	
1-1/8	7,697	976	591	20	9,284	64,931	79,929	144,860	
1-5/32	519	98	9	-	626	33,930	8,075	42,005	
1-3/16	11	11	-	-	22	1,766	676	2,442	
1-7/32	-	-	-	-	-	50	187	237	
1-1/4 & longer . .	-	34	9	-	43	393	29	422	
All staples. . .	1,017,132	334,711	140,521	60,073	1/ 1,552,437	110,762	184,772	1/ 295,534	
Average staple (32nd inches) . .	34.0	33.8	33.6	33.7	33.9	36.1	34.7	35.2	

1/ As reported by the Bureau of the Census, running bales.



**NEW MEXICO
DISTRICTS FOR COTTON
QUALITY REPORTS**

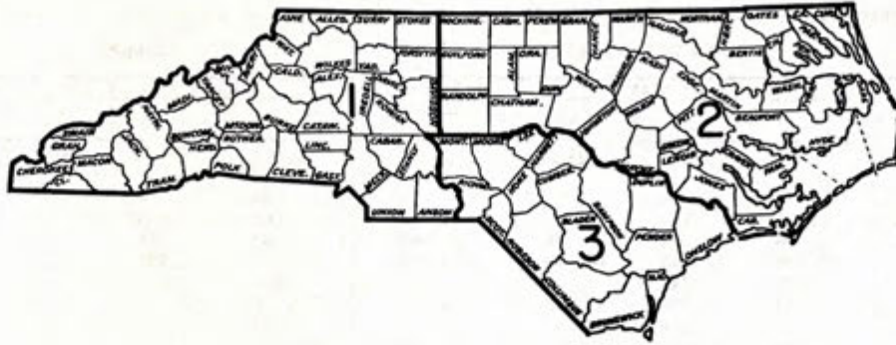


**MISSISSIPPI
DISTRICTS FOR COTTON
QUALITY REPORTS**

Table 43. -- Grade and staple of upland cotton ginned, by States and districts, 1959-60

Grade and staple	NORTH CAROLINA				OKLAHOMA			
	Ginned in District			Ginned in the State	Ginned in District			Ginned in the State
	1	2	3		1	2	3	
	Bales	Bales	Bales	Bales	Bales	Bales	Bales	Bales
White:								
G.M.	-	-	-	-	10	-	-	10
S.M.	1,058	116	275	1,449	4,560	335	629	5,524
M.+	38	-	11	49	63	81	10	154
M.	9,495	11,898	14,466	35,859	28,387	2,715	4,137	35,239
S.L.M.+	395	242	398	1,035	2,319	449	440	3,208
S.L.M.	17,258	43,452	41,267	101,977	38,169	4,399	6,880	49,448
L.M.+	1,045	1,032	393	2,470	3,855	797	863	5,515
L.M.	13,490	33,532	15,823	62,845	6,866	4,103	4,692	15,661
S.G.O.+	83	34	-	117	329	748	209	1,286
S.G.O.	3,619	5,773	2,599	11,991	325	3,676	605	4,606
G.O.+	20	-	-	20	7	49	5	61
G.O.	496	488	651	1,635	55	313	15	383
Total	46,997	96,567	75,883	219,447	84,945	17,665	18,485	121,095
Light Spotted:								
G.M.	-	-	-	-	54	-	11	65
S.M.	274	109	204	587	10,878	240	1,198	12,316
M.	3,102	1,639	2,933	7,674	113,612	3,078	7,617	124,307
S.L.M.	11,236	6,800	6,327	24,363	61,370	8,782	13,623	83,775
L.M.	11,839	10,969	10,676	33,484	5,907	5,647	3,520	15,074
Total	26,451	19,517	20,140	66,108	191,821	17,747	25,969	235,537
Spotted:								
G.M.	-	-	-	-	-	-	-	-
S.M.	19	-	20	39	667	14	5	686
M.	60	108	74	242	6,150	284	354	6,788
S.L.M.	232	76	47	355	5,769	746	651	7,166
L.M.	620	550	1,262	2,432	1,574	1,123	395	3,092
Total	931	734	1,403	3,068	14,160	2,167	1,405	17,732
Tinged:								
All grades	-	-	10	10	2,160	381	128	2,669
Yellow Stained:								
All grades	-	-	-	-	84	7	10	101
Light Gray:								
G.M.	-	-	-	-	-	-	-	-
S.M.	182	3,682	1,981	5,845	8	-	-	8
M.	1,717	16,174	7,100	24,991	58	64	5	127
S.L.M.	448	5,077	2,757	8,282	12	21	-	33
Total	2,347	24,933	11,838	39,118	78	85	5	168
Gray:								
All grades	250	1,539	1,557	3,346	12	-	-	12
Below Grade	1,122	759	2,892	4,773	882	312	100	1,294
All grades	78,098	144,049	113,723	1/ 335,870	294,142	38,364	46,102	1/ 378,608
Grade index	88.8	89.5	89.9	89.5	94.0	87.1	91.1	93.0
Staple (inches)								
13/16 & shorter . . .	-	-	7	7	1,172	9	206	1,387
7/8	132	87	416	635	13,788	273	1,806	15,867
29/32	397	436	842	1,675	41,198	1,914	4,786	47,898
15/16	4,872	8,387	6,856	20,115	127,267	16,021	18,700	161,988
31/32	10,459	21,584	9,493	41,536	60,913	10,274	12,285	83,472
1	19,435	39,066	16,004	74,505	27,523	4,788	4,497	36,808
1-1/32	19,594	48,591	38,188	106,373	13,088	2,817	2,531	18,436
1-1/16	17,750	23,726	35,867	77,343	5,680	1,977	1,199	8,856
1-3/32	4,641	2,057	5,822	12,520	2,257	264	92	2,613
1-1/8	759	115	186	1,060	969	27	-	996
1-5/32	59	-	42	101	210	-	-	210
1-3/16	-	-	-	-	57	-	-	57
1-7/32	-	-	-	-	20	-	-	20
1-1/4 & longer . . .	-	-	-	-	-	-	-	-
All staples	78,098	144,049	113,723	1/ 335,870	294,142	38,364	46,102	1/ 378,608
Average staple (32nd inches)	32.6	32.4	32.9	32.6	30.4	30.9	30.5	30.5

1/ As reported by the Bureau of the Census, running bales.



**NORTH CAROLINA
DISTRICTS FOR COTTON
QUALITY REPORTS**



**OKLAHOMA
DISTRICTS FOR COTTON
QUALITY REPORTS**

Table 44. -- Grade and staple of upland cotton ginned, by States and districts, 1959-60

Grade and staple	SOUTH CAROLINA				TENNESSEE			
	Ginned in District			Ginned in the State	Ginned in District		Ginned in the State	
	1	2	3		1	2		
	<u>Grade</u>	<u>Bales</u>	<u>Bales</u>	<u>Bales</u>	<u>Bales</u>	<u>Bales</u>	<u>Bales</u>	
White:								
G.M.		61	19	-	80	205	-	205
S.M.		2,272	5,786	5,438	13,496	82,884	4,351	87,235
M+.		254	922	705	1,881	18,398	1,462	19,860
M.		22,090	54,476	41,529	118,095	290,793	17,917	308,710
S.L.M+.		1,891	3,466	3,719	9,076	15,729	881	16,610
S.L.M.		20,221	60,509	30,417	111,147	104,980	10,891	115,871
L.M+.		786	2,366	1,313	4,465	10,034	1,455	11,489
L.M.		7,101	17,498	5,446	30,045	32,095	3,295	35,390
S.G.O+.		92	173	100	365	1,648	113	1,761
S.G.O.		1,375	3,173	752	5,300	2,281	310	2,591
G.O+.		9	-	12	21	19	-	19
G.O.		357	1,086	211	1,654	127	43	170
Total		56,509	149,474	89,642	295,625	559,193	40,718	599,911
Light Spotted:								
G.M.		-	-	19	19	-	-	-
S.M.		3,404	1,937	1,397	6,738	2,704	79	2,783
M.		6,420	4,339	2,219	12,978	7,218	789	8,007
S.L.M.		12,927	17,293	4,611	34,831	9,232	377	9,609
L.M.		8,325	18,086	3,893	30,304	7,869	1,116	8,985
Total		31,076	41,655	12,139	84,870	27,023	2,361	29,384
Spotted:								
G.M.		-	-	-	-	-	-	-
S.M.		103	12	19	134	29	-	29
M.		275	48	41	364	205	35	240
S.L.M.		509	279	68	856	1,188	-	1,188
L.M.		1,529	7,523	2,225	11,277	3,132	578	3,710
Total		2,416	7,862	2,353	12,631	4,554	613	5,167
Tinged:								
All grades . . .		-	-	-	-	513	-	513
Yellow Stained:								
All grades . . .		-	-	11	11	-	-	-
Light Gray:								
G.M.		-	-	-	-	22	-	22
S.M.		133	2,029	1,078	3,240	2,800	390	3,190
M.		661	5,147	1,476	7,284	2,299	230	2,529
S.L.M.		453	2,275	363	3,091	285	10	295
Total		1,247	9,451	2,917	13,615	5,406	630	6,036
Gray:								
All grades . . .		296	3,971	761	5,028	441	99	540
Below Grade. . .		481	6,934	1,476	8,891	694	-	694
All grades . . .		92,025	219,347	109,299	1/ 420,671	597,824	44,421	1/ 642,245
Grade Index. . .		92.6	91.1	94.7	92.4	97.6	96.2	97.5
<u>Staple</u> <u>(inches)</u>								
13/16 & shorter. .		-	301	10	311	-	-	-
7/8.		80	1,890	196	2,166	17	-	17
29/32.		1,308	5,963	994	8,265	182	18	200
15/16.		5,698	13,463	2,728	21,889	1,123	-	1,123
31/32.		7,291	11,088	2,247	20,626	2,102	71	2,173
1.		11,766	18,019	5,411	35,196	30,420	1,439	31,859
1-1/32.		25,363	76,168	40,656	142,187	159,985	12,110	172,095
1-1/16.		31,609	81,239	51,058	163,916	393,035	29,105	422,140
1-3/32.		7,215	10,058	5,561	22,834	10,887	1,601	12,488
1-1/8.		1,401	1,041	386	2,828	73	69	142
1-5/32.		233	106	32	371	-	8	8
1-3/16.		61	11	10	82	-	-	-
1-7/32.		-	-	-	-	-	-	-
1-1/4 & longer. .		-	-	-	-	-	-	-
All staples. . . .		92,025	219,347	109,299	1/ 420,671	597,824	44,421	1/ 642,245
Average staple (32nd inches) . .		33.0	32.9	33.4	33.1	33.6	33.7	33.6

1/ As reported by the Bureau of the Census, running bales.

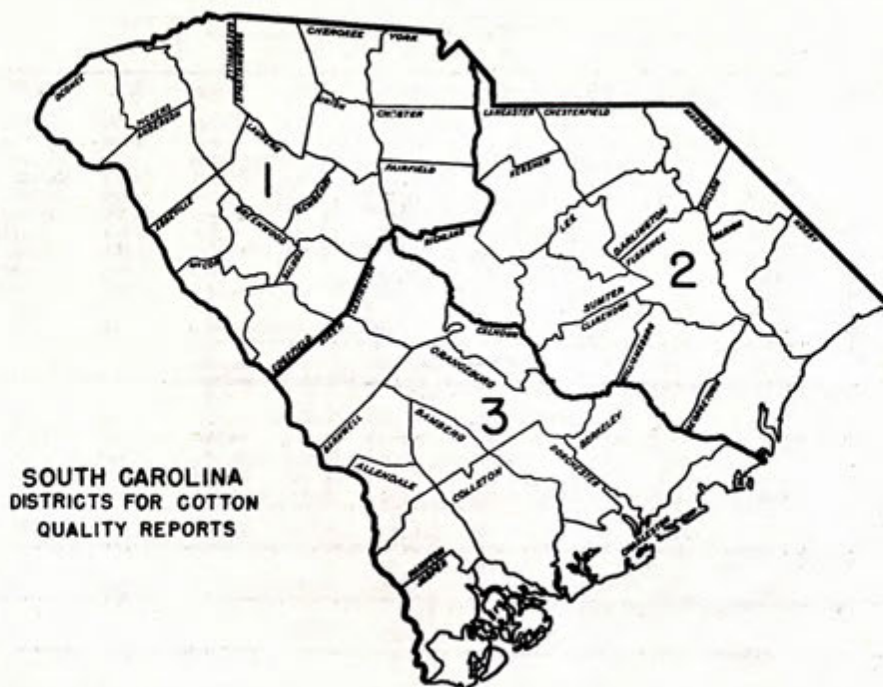
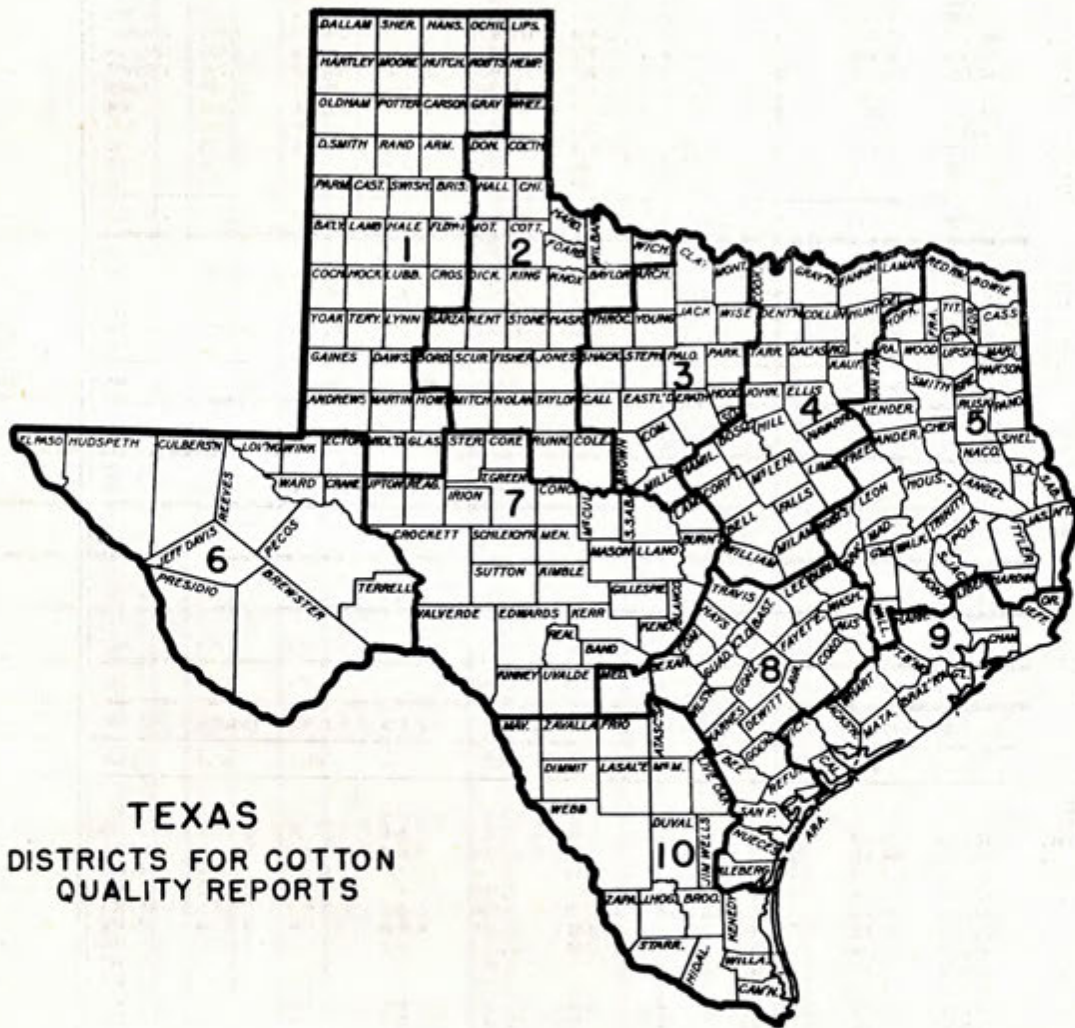


Table 45. -- Grade and staple of upland cotton ginned in Texas, by districts, 1959-60

Grade and staple	Ginned in District										Ginned in the State	
	1	2	3	4	5	6	7	8	9	10		
	<u>Bales</u>	<u>Bales</u>	<u>Bales</u>	<u>Bales</u>	<u>Bales</u>	<u>Bales</u>	<u>Bales</u>	<u>Bales</u>	<u>Bales</u>	<u>Bales</u>	<u>Bales</u>	<u>Bales</u>
White:												
G.M.	3,463	362	-	-	57	6,940	18	113	280	560		11,793
S.M.	135,502	31,750	66	1,805	1,871	131,647	1,153	18,484	5,046	85,831		413,155
M+.	1,188	1,085	-	166	366	14,341	25	584	356	11,891		30,002
M.	340,155	75,409	505	32,274	18,494	60,327	3,338	69,553	13,800	226,620		840,475
S.L.M+.	24,968	2,944	73	3,324	2,778	6,569	53	5,118	1,639	22,814		70,280
S.L.M.	544,010	39,945	897	66,575	33,687	17,365	2,722	55,063	35,270	100,957		896,491
L.M+.	33,173	2,737	109	6,584	3,576	688	124	5,837	2,105	7,488		62,421
L.M.	54,231	7,823	837	48,215	13,565	1,975	1,385	36,006	32,536	16,424		212,997
S.G.O+.	2,414	119	30	1,323	319	38	-	772	550	590		6,155
S.G.O.	2,101	430	120	7,760	1,279	193	233	4,376	3,095	1,055		20,642
G.O+.	81	-	-	123	26	-	-	63	-	102		395
G.O.	246	41	23	1,121	108	23	14	463	360	191		2,590
Total	1,141,532	162,645	2,660	169,270	76,126	240,106	9,065	196,432	95,037	474,523		2,567,396
Light Spotted:												
G.M.	372	156	-	20	-	57	8	162	79	63		917
S.M.	101,826	81,097	501	12,265	1,483	2,092	2,980	18,894	3,013	6,553		230,704
M.	438,367	233,364	2,813	106,980	16,503	5,608	16,803	36,951	8,894	8,668		874,951
S.L.M.	145,118	75,398	4,364	117,995	22,666	4,243	16,165	32,096	26,670	4,204		448,909
L.M.	7,636	4,550	1,108	57,094	6,229	1,181	2,608	10,372	9,379	1,258		101,415
Total	693,319	394,555	8,786	294,354	46,881	13,181	38,564	98,475	48,035	20,746		1,656,896
Spotted:												
All grades . .	38,676	30,564	502	2,630	795	4,185	1,594	659	891	225		80,721
Tinged:												
All grades . .	6,870	8,334	19	111	134	854	142	8	13	-		16,485
Yellow Stained:												
All grades . .	391	816	-	-	-	-	-	-	-	-		1,207
Light Gray:												
All grades . .	14,823	592	-	1,849	98	2,525	103	6,100	5,413	6,789		38,292
Gray:												
All grades . .	1,128	118	-	513	-	-	28	605	628	491		3,711
Below Grade. .	399	1,430	52	4,247	450	80	77	404	591	130		7,860
All grades . .	1,897,138	599,054	12,019	472,974	124,484	260,931	49,573	302,683	150,808	502,904		1/ 4,372,568
Grade Index. . .	96.0	96.2	90.8	90.6	92.5	100.9	93.0	94.2	90.6	98.4		95.6
Staple (inches)												
13/16 & shorter.	12,317	5,300	260	367	9	29	140	41	13	19		18,495
7/8.	108,596	54,412	1,470	5,394	334	796	3,677	1,799	89	606		177,133
29/32.	312,579	177,199	3,731	34,428	2,349	-	15,970	14,375	934	2,953		564,518
15/16.	612,549	217,631	4,198	214,996	19,661	3,566	18,155	83,062	10,821	13,442		1,198,081
31/32.	462,996	87,631	1,642	171,618	25,758	236	4,816	103,837	34,232	24,453		917,219
1.	228,951	33,557	327	37,271	26,051	2,914	2,656	63,474	49,844	67,926		512,971
1-1/32.	78,808	11,740	208	7,354	35,256	3,213	992	29,476	41,299	239,563		447,909
1-1/16.	42,862	5,821	183	1,445	12,265	9,429	1,037	6,014	12,113	135,587		226,756
1-3/32.	26,655	3,235	-	101	2,601	33,035	935	479	1,340	15,967		84,348
1-1/8.	8,792	2,225	-	-	190	133,789	948	111	113	2,017		148,185
1-5/32.	1,491	292	-	-	10	72,843	217	15	10	275		75,153
1-3/16.	311	-	-	-	-	978	30	-	-	62		1,381
1-7/32.	104	11	-	-	-	60	-	-	-	25		200
1-1/4 & longer.	167	-	-	-	-	43	-	-	-	9		219
All staples. . .	1,897,138	599,054	12,019	472,974	124,484	260,931	49,573	302,683	150,808	502,904		1/ 4,372,568
Average staple (32nd inches)	30.5	29.9	29.7	30.5	32.0	35.9	30.1	31.1	32.1	33.0		31.2

1/ As reported by the Bureau of the Census, running bales.



TEXAS
DISTRICTS FOR COTTON
QUALITY REPORTS

Table 46. --- Grade and staple of upland cotton in the carry-over, United States, August 1, 1959 1/

Grade	13/16 inch and shorter		7/8 inch		29/32 inch		15/16 inch		31/32 inch		1 inch		1-1/32 inches		1-1/16 inches		1-3/32 inches		1-1/8 inches		1-5/32 inches		1-3/16 inches		1-7/32 inches		1-1/4 inches and longer		All staples		
	Bales	Percent	Bales	Percent	Bales	Percent	Bales	Percent	Bales	Percent	Bales	Percent	Bales	Percent	Bales	Percent	Bales	Percent	Bales	Percent	Bales	Percent	Bales	Percent	Bales	Percent	Bales	Percent	Bales	Percent	
White:																															
G.M.	-	-	50	693	747	2,639	15,875	4,565	3,180	906	-	-	-	-	-	-	-	-	-	-	-	-	-	-	-	-	-	-	-	28,907	0.3
S.M.	99	3,490	27,910	70,714	50,597	71,403	159,095	381,006	82,349	40,454	14,830	263	-	-	-	-	-	-	-	-	-	-	-	-	-	-	-	-	904,028	10.4	
M.	-	206	447	3,865	4,889	7,825	24,979	120,103	325	1,118	-	-	-	-	-	-	-	-	-	-	-	-	-	-	-	-	-	-	186,094	2.1	
W.	386	13,009	142,363	301,454	174,382	229,075	532,230	903,940	167,249	71,867	29,237	5,360	912	-	-	-	-	-	-	-	-	-	-	-	-	-	-	-	2,572,264	29.5	
S.L.M.+	102	530	2,607	10,251	10,746	17,938	54,296	86,597	23,707	10,772	3,136	72	-	-	-	-	-	-	-	-	-	-	-	-	-	-	-	-	221,452	2.5	
S.L.N.	365	13,378	141,350	265,386	150,913	165,202	301,040	258,790	47,692	18,877	4,739	862	-	-	-	-	-	-	-	-	-	-	-	-	-	-	-	-	1,369,018	15.7	
L.N.+	74	1,665	2,732	9,892	9,289	13,716	27,265	20,382	2,857	1,642	394	-	-	-	-	-	-	-	-	-	-	-	-	-	-	-	-	-	98,153	1.0	
L.N.	284	4,955	15,515	36,302	30,169	57,634	77,693	33,304	4,819	1,356	384	-	-	-	-	-	-	-	-	-	-	-	-	-	-	-	-	-	262,315	3.0	
S.G.O.+	40	628	593	1,584	1,154	1,769	2,112	1,300	33	-	-	-	-	-	-	-	-	-	-	-	-	-	-	-	-	-	-	-	8,778	.6	
S.G.O.	74	1,701	2,579	8,473	7,939	15,888	13,220	3,863	456	112	-	-	-	-	-	-	-	-	-	-	-	-	-	-	-	-	-	-	54,395	.6	
G.O.+	-	-	-	75	42	-	-	-	241	-	-	-	-	-	-	-	-	-	-	-	-	-	-	-	-	-	-	-	625	.1	
G.O.	75	411	531	1,555	775	2,410	980	478	-	-	-	-	-	-	-	-	-	-	-	-	-	-	-	-	-	-	-	-	7,213	.1	
Total	1,499	39,363	336,677	708,740	441,145	593,677	1,195,790	1,625,754	351,457	152,997	54,589	9,557	1,523	1,354	1,523	1,354	1,523	1,354	1,523	1,354	1,523	1,354	1,523	1,354	1,523	1,354	1,523	1,354	5,704,122	65.3	
Light Spotted:																															
G.M.	-	164	449	1,263	1,062	669	705	855	676	1,071	190	78	-	-	-	-	-	-	-	-	-	-	-	-	-	-	-	-	7,202	.1	
S.M.	1,378	14,561	78,694	137,558	65,852	50,363	66,049	39,351	7,516	5,127	1,885	521	110	196	114	196	114	196	114	196	114	196	114	196	114	196	114	196	469,161	5.4	
M.	1,816	27,821	149,024	220,879	102,642	81,536	131,656	60,854	9,840	2,918	1,242	195	34	61	34	61	34	61	34	61	34	61	34	61	34	61	34	61	790,611	9.1	
S.L.M.	1,493	38,081	100,971	117,426	48,924	55,380	61,741	20,671	2,830	280	33	83	-	-	-	-	-	-	-	-	-	-	-	-	-	-	-	-	448,018	5.1	
S.L.N.	1,770	57,624	60,118	59,048	21,356	29,382	20,688	6,473	440	199	77	-	-	-	-	-	-	-	-	-	-	-	-	-	-	-	-	-	257,185	2.9	
Total	6,457	136,251	389,256	536,194	239,856	217,340	280,839	128,184	21,302	9,595	3,427	837	258	381	258	381	258	381	258	381	258	381	258	381	258	381	258	381	1,972,177	22.6	
Spotted:																															
G.M.	-	510	2,732	8,039	11,159	5,891	6,317	2,046	93	57	499	55	-	-	-	-	-	-	-	-	-	-	-	-	-	-	-	-	1,521	.1	
S.M.	1,299	17,038	35,175	30,988	11,902	12,649	12,158	3,942	847	459	33	42	-	-	-	-	-	-	-	-	-	-	-	-	-	-	-	-	43,984	.5	
M.	5,101	95,838	101,934	68,990	15,144	18,162	11,752	3,613	395	123	34	42	-	-	-	-	-	-	-	-	-	-	-	-	-	-	-	-	126,568	1.5	
S.L.M.	4,791	65,598	32,453	29,137	8,563	14,100	8,272	2,422	87	43	-	-	-	-	-	-	-	-	-	-	-	-	-	-	-	-	-	-	321,162	3.7	
S.L.N.	11,701	181,206	177,706	140,308	41,712	49,663	38,749	12,116	2,303	2,521	562	84	34	36	34	36	34	36	34	36	34	36	34	36	34	36	34	36	165,466	1.9	
Total	11,701	181,206	177,706	140,308	41,712	49,663	38,749	12,116	2,303	2,521	562	84	34	36	34	36	34	36	34	36	34	36	34	36	34	36	34	36	658,701	7.6	
Tinged:																															
G.M.	-	43	33	130	586	767	919	193	125	42	-	-	-	-	-	-	-	-	-	-	-	-	-	-	-	-	-	-	239	.1	
S.M.	321	885	1,290	1,208	2,950	2,518	1,688	279	193	40	-	-	-	-	-	-	-	-	-	-	-	-	-	-	-	-	-	-	6,336	.1	
M.	1,954	17,261	19,136	9,233	2,950	6,854	3,357	724	32	34	-	-	-	-	-	-	-	-	-	-	-	-	-	-	-	-	-	-	55,079	.6	
S.L.M.	9,289	62,263	34,530	20,142	5,088	6,854	3,357	724	32	34	-	-	-	-	-	-	-	-	-	-	-	-	-	-	-	-	-	-	142,313	1.6	
S.L.N.	5,188	28,125	9,190	8,977	3,486	3,448	1,661	498	87	43	-	-	-	-	-	-	-	-	-	-	-	-	-	-	-	-	-	-	60,373	.7	
Total	16,752	108,577	64,179	39,710	12,110	13,587	7,658	1,694	157	116	-	-	-	-	-	-	-	-	-	-	-	-	-	-	-	-	-	-	264,840	3.0	
Yellow Stained:																															
All grades	4,673	18,059	4,340	2,148	779	717	166	79	-	-	-	-	-	-	-	-	-	-	-	-	-	-	-	-	-	-	-	-	30,961	.3	
Light Gray:																															
All grades	111	1,090	1,064	1,063	1,665	3,652	6,079	2,254	200	86	43	-	-	-	-	-	-	-	-	-	-	-	-	-	-	-	-	-	18,182	.1	
Gray:																															
All grades	34	305	516	884	960	2,532	4,543	586	107	-	-	-	-	-	-	-	-	-	-	-	-	-	-	-	-	-	-	-	10,467	.1	
Below Grade	8,694	24,708	5,413	8,617	4,038	5,730	1,674	432	-	-	34	-	-	-	-	-	-	-	-	-	-	-	-	-	-	-	-	-	59,340	.7	
All Grades	49,921	511,559	979,151	1,438,464	742,265	976,898	1,535,498	1,971,099	375,526	165,315	58,655	10,478	1,815	1,046	1,815	1,046	1,815	1,046	1,815	1,046	1,815	1,046	1,815	1,046	1,815	1,046	1,815	1,046	8,718,450	100.0	
All Grades	Percent	Percent	Percent	Percent	Percent	Percent	Percent	Percent	Percent	Percent	Percent	Percent	Percent	Percent	Percent	Percent	Percent	Percent	Percent	Percent	Percent	Percent	Percent	Percent	Percent	Percent	Percent	Percent	Percent	Percent	
	.6	5.9	11.2	16.5	8.5	10.1	17.6	22.6	4.3	1.9	.7	.1	.1	.1	.1	.1	.1	.1	.1	.1	.1	.1	.1	.1	.1	.1	.1	.1	100.0		

1/ Revised.
 2/ As reported by the Bureau of the Census, running bales.
 * Less than 0.05 percent.
 Grade Index 95.0
 Average staple 31.9

Table 47. -- Grade and staple of upland cotton in the carry-over, United States, August 1, 1960 1/

Grade	13/16 inch and shorter		7/8		29/32		15/16		31/32		1		1-1/32		1-1/16		1-3/32		1-1/8		1-5/32		1-3/16		1-7/32		1-1/4		All staples			
	Bales	Percent	Bales	Percent	Bales	Percent	Bales	Percent	Bales	Percent	Bales	Percent	Bales	Percent	Bales	Percent	Bales	Percent	Bales	Percent	Bales	Percent	Bales	Percent	Bales	Percent	Bales	Percent	Bales	Percent		
White:																																
G.M.	-		121		414		1,384		914		1,898		4,012		9,049		6,150		7,280		5,877		2,342		525		29		39,995	0.5		
S.M.	219	1.460	9,471	54.987	64,299	33.237	571,132	24.273	91,410	41.0	91,410	24.273	244,273	571,132	141,290	69,985	33,264	1,232	9,436	9,436	1,232	928	1,232	1,232	1,232	1,420	1,420	1,291,986	17.5			
F.+	36	71	4,794	13,237	11,609	22,510	80,807	31,865	5,351	10,965	10,965	271,652	56,887	13,298	3,538	3,538	876	450	2,815,165	38.1												
M.	297	4,084	22,036	133,241	163,912	104,797	578,483	1,371,614	271,652	56,887	13,298	3,538	1,012	150	29,340	5,906	1,012	1,602	290	986,239	13.3											
S.L.M.+	36	116	867	9,243	13,196	16,640	47,923	114,504	29,340	5,906	1,012	150	29,340	5,906	1,012	1,602	290	986,239	13.3													
S.L.M.	240	1,777	11,858	68,951	70,686	96,570	266,561	387,636	69,023	11,245	1,602	290	986,239	13.3																		
L.M.+	-	183	1,399	11,101	5,809	11,242	29,562	38,459	4,664	1,010	129	40	103,598	1.4																		
L.M.	240	1,054	1,734	12,003	12,016	45,414	82,207	64,520	6,104	667	65	69	226,093	3.1																		
S.G.O.+	-	192	1,35	597	851	2,031	2,698	1,793	318	8,815	1.1																					
S.G.O.	48	75	174	2,104	5,449	13,309	10,249	2,854	290	104	104	570	5.5																			
G.O.+	-	-	36	108	29	36	111	256	30	36	36	5,257	0.1																			
G.O.	39	156	191	752	624	2,230	991	238	36	36	36	5,257	0.1																			
Total	1,195	9,289	47,866	298,865	351,022	487,261	1,289,725	2,642,636	560,932	164,049	60,598	16,797	3,017	2,827	5,926,039	80.3																
Light Spotted:																																
G.M.	36	78	1,439	3,577	3,972	3,443	2,167	2,441	300	357	184	59	18,133	0.2																		
S.M.	822	4,843	20,629	88,619	80,420	65,786	78,455	62,991	10,851	6,321	2,025	542	422,004	5.7																		
M.	767	7,133	29,114	123,969	84,509	64,276	76,029	67,419	11,445	3,592	668	100	469,359	6.3																		
S.L.M.	212	2,292	6,127	27,074	20,466	34,618	38,862	25,274	3,120	1,151	79	36	159,311	2.2																		
L.M.	264	730	1,275	8,571	8,937	17,625	14,227	5,217	465	65	65	57,376	0.8																			
Total	2,101	15,076	58,584	251,810	198,604	185,748	209,740	163,342	25,961	11,486	2,956	737	38	1,126,183	15.2																	
Spotted:																																
All grades	1,089	9,759	13,770	48,053	28,063	30,343	18,233	7,986	1,516	727	107	68	159,714	2.2																		
Tinged:																																
All grades	785	11,695	7,712	22,559	7,967	8,699	3,082	1,054	-	56	-	-	63,609	0.8																		
Yellow Stained:																																
All grades	37	2,535	857	2,938	439	549	36	41	-	-	-	-	7,432	0.1																		
Light Gray:																																
All grades	-	141	1,099	4,269	6,124	11,307	21,978	13,674	1,014	187	48	-	59,841	0.8																		
Gray:																																
All grades	-	116	202	2,474	2,122	3,513	1,039	294	41	29	-	-	10,730	0.2																		
Below Grade	1,036	4,407	2,136	9,965	4,091	5,460	1,440	342	59	29	-	-	28,965	0.4																		
All grades	6,203	53,018	132,226	640,933	598,432	732,880	1,546,173	2,829,369	589,823	176,563	63,709	17,602	3,055	2,827	7,392,513	100.0																
All grades	1.1	7.7	1.6	8.7	8.1	9.9	20.9	38.3	8.0	2.4	0.9	0.2	100.0																			

1/ Preliminary.
 2/ As reported by the Bureau of the Census, running bales.
 * Less than 0.05 percent.
 Grade index 97.9
 Average staple. 33.0

Table 48. -- Tenderability of upland cotton in the carry-over, United States, August 1, 1949-60

Year	Tenderable 1/		Untenderable		Total 2/	
	Bales	Percent	Bales	Percent	Bales	Percent
1949	4,587,827	88.0	627,817	12.0	5,215,644	100.0
1950	5,933,043	88.0	812,208	12.0	6,745,251	100.0
1951	1,834,990	85.6	308,690	14.4	2,143,680	100.0
1952	1,653,556	61.0	1,055,279	39.0	2,708,835	100.0
1953	4,355,511	79.5	1,122,636	20.5	5,478,147	100.0
1954	8,397,006	87.9	1,152,990	12.1	9,549,996	100.0
1955	9,845,421	89.5	1,153,872	10.5	10,999,293	100.0
1956	11,758,679	81.8	2,623,068	18.2	14,381,747	100.0
1957	6,642,554	59.0	4,608,499	41.0	11,251,053	100.0
1958	4,038,903	47.0	4,553,142	53.0	8,592,045	100.0
1959	6,097,811	69.9	2,620,679	30.1	8,718,490	100.0
1960	6,331,079	85.6	1,061,434	14.4	7,392,513	100.0

1/ Qualities tenderable with respect to grade and staple in settlement of cotton futures.

2/ As reported by the Bureau of the Census, 1960 data preliminary.

Table 49. -- Staple of cotton of foreign growth in the carry-over, August 1, 1952-60

Growth and staple (inches)	1952	1953	1954	1955	1956	1957	1958	1959	1960
	Bales	Bales	Bales	Bales	Bales	Bales	Bales	Bales	Bales
Egyptian:									
1-3/32" and shorter . .	-	2	-	-	38	-	-	-	-
1-1/8" and 1-5/32" . .	-	8	92	139	-	87	-	-	-
1-3/16" and 1-7/32" . .	1,397	105	50	224	226	562	64	1,229	-
1-1/4" to 1-11/32" . .	-	4,986	704	1,259	1,580	12	509	-	567
1-3/8" to 1-15/32" . .	26,069	38,489	42,052	13,461	7,618	8,634	6,764	15,813	15,395
1-1/2" to 1-19/32" . .	5,591	14,499	9,979	14,470	4,437	6,690	657	561	94
1-5/8" to 1-23/32" . .	-	-	-	1,394	310	459	-	-	-
1-3/4" and longer . . .	-	-	-	-	-	-	-	-	-
All staples	33,057	58,089	52,877	30,947	14,209	16,444	7,994	17,603	16,056
Peruvian:									
1-1/8" and 1-5/32" . .	-	4	-	-	2	3	-	-	-
1-3/16" and 1-7/32" . .	102	201	45	46	256	256	-	548	100
1-1/4" to 1-11/32" . .	68	469	-	-	-	8	103	-	-
1-3/8" to 1-15/32" . .	1,015	380	67	143	2,543	3	398	1,081	-
1-1/2" to 1-19/32" . .	582	733	485	3,456	1,080	2,904	990	1,031	835
1-5/8" to 1-23/32" . .	2,216	1,570	1,595	1,644	2,177	1,137	1,528	3,534	1,191
1-3/4" and longer . . .	-	-	-	-	1,070	-	609	-	-
All staples	3,983	3,357	2,192	5,289	7,128	4,311	3,628	6,194	2,126
Indian:									
13/16" and shorter . .	29,918	27,168	19,197	21,796	16,970	13,756	16,808	13,253	12,866
Other Foreign:									
13/16" and shorter . .	53	2,724	23	4	-	32	-	-	-
7/8" and 29/32"	-	-	-	2,843	42	-	-	-	-
15/16" and 31/32" . . .	-	-	-	2,960	59	-	177	-	435
1" and 1-1/32"	-	660	-	1	84	689	1,998	130	652
1-1/16" and 1-3/32" . .	-	355	-	618	40	369	3,156	423	1,522
1-1/8" and 1-5/32" . .	1,748	-	-	-	-	50	1,031	181	-
1-3/16" and 1-7/32" . .	469	-	251	-	-	1,295	37	757	-
1-1/4" and longer . . .	966	1,973	622	943	36	2,042	56	26	-
All staples	3,236	5,712	896	7,369	261	4,477	6,455	1,517	2,609
All Foreign 1/	70,194	94,326	75,162	65,401	38,568	38,988	34,885	38,567	33,657

1/ As reported by the Bureau of the Census, 1960 data preliminary.

Table 50. -- Grade and staple of American-Egyptian cotton in the carry-over, United States, August 1, 1959 ^{1/}

Grade	1-3/8" and shorter	1-7/16"	1-1/2"	1-9/16" and longer	Total
	<u>Bales</u>	<u>Bales</u>	<u>Bales</u>	<u>Bales</u>	<u>Bales</u>
1	17	404	17,814	170	18,405
2	659	7,378	10,215	81	18,333
3	2,992	38,183	7,180	126	48,481
4	6,573	20,895	3,560	7	31,035
5	947	1,927	476	3	3,353
6	1,210	567	163	-	1,940
7	910	347	58	-	1,315
8	266	83	4	-	353
9	116	50	8	458	632
10	-	-	-	-	-
Total	13,690	69,834	39,478	845	^{2/} 123,847
Percent	11.1	56.3	31.9	.7	100.0
	<u>Percent</u>	<u>Percent</u>	<u>Percent</u>	<u>Percent</u>	<u>Percent</u>
11	.6	45.2	20.1	14.9
2	4.8	10.6	25.9	9.6	14.8
3	21.9	54.6	18.2	14.9	39.0
4	48.2	29.9	9.0	.8	25.1
5	6.9	2.8	1.2	.4	2.7
6	8.8	.8	.4	-	1.6
7	6.6	.5	.1	-	1.1
8	1.9	.1	*	-	.3
98	.1	*	54.2	.5
10	-	-	-	-	-
Total	100.0	100.0	100.0	100.0	100.0

^{1/} Revised.

^{2/} As reported by the Bureau of the Census. Includes approximately 1,400 bales of Sealand and Sea Island cotton.

* Less than 0.05 percent.

Table 51. -- Grade and staple of American-Egyptian cotton in the carry-over, United States, August 1, 1960 ^{1/}

Grade	1-11/32" and shorter	1-3/8" and 1-13/32"	1-7/16" and 1-15/32"	1-1/2" and 1-17/32"	1-9/16" and longer	Total
	<u>Bales</u>	<u>Bales</u>	<u>Bales</u>	<u>Bales</u>	<u>Bales</u>	<u>Bales</u>
1	-	-	2,653	303	493	3,449
2	-	2,009	21,072	1,781	-	24,862
3	379	21,224	34,072	1,137	-	56,812
4	455	19,327	11,825	872	76	32,555
5	303	5,761	1,857	227	-	8,148
6	114	1,932	531	-	-	2,577
7	76	2,084	114	-	-	2,274
8	-	644	-	-	-	644
9	114	341	-	-	-	455
10	833	493	-	-	-	1,326
Total	2,274	53,815	72,124	4,320	569	^{2/} 133,102
Percent	1.7	40.4	54.3	3.2	.4	100.0
	<u>Percent</u>	<u>Percent</u>	<u>Percent</u>	<u>Percent</u>	<u>Percent</u>	<u>Percent</u>
1	-	-	3.7	7.0	86.6	2.6
2	-	3.7	29.2	41.2	-	18.7
3	16.7	39.5	47.2	26.3	-	42.7
4	20.0	35.9	16.4	20.2	13.4	24.5
5	13.3	10.7	2.6	5.3	-	6.1
6	5.0	3.6	.7	-	-	1.9
7	3.3	3.9	.2	-	-	1.7
8	-	1.2	-	-	-	.5
9	5.0	.6	-	-	-	.3
10	36.7	.9	-	-	-	1.0
Total	100.0	100.0	100.0	100.0	100.0	100.0

^{1/} Preliminary.

^{2/} As reported by the Bureau of the Census. Includes approximately 700 bales of Sealand and Sea Island cotton.

* Less than 0.05 percent.

Table 52. -- Grade and staple of upland cotton in the carry-over, by places of storage, United States, August 1, 1958-60

Grade and staple	Consuming establishments			Public warehouses, compresses, and elsewhere 1/			All places of storage		
	1958	1959	1960	1958	1959	1960	1958	1959	1960
Grade	Bales	Bales	Bales	Bales	Bales	Bales	Bales	Bales	Bales
White:									
S.G.M.	-	-	-	9	-	-	9	-	-
G.M.	14,229	12,006	20,692	14,205	16,901	19,303	28,434	28,907	39,995
S.M.	216,116	105,125	248,148	342,419	799,803	1,043,838	558,535	904,928	1,291,986
M.+	44,575	23,485	49,163	50,435	162,609	135,569	95,010	186,094	184,732
M.	312,013	124,871	294,570	804,611	2,447,393	2,520,595	1,116,624	2,572,264	2,815,165
S.L.M.+	96,894	58,765	65,395	98,206	162,687	173,538	195,100	221,452	238,933
S.L.M.	268,954	182,402	266,342	754,883	1,186,616	719,897	1,023,837	1,369,018	986,239
L.M.+	33,717	40,485	61,849	48,416	47,668	41,749	82,133	88,153	103,598
L.M.	75,099	77,924	100,324	418,480	184,391	125,769	493,579	262,315	226,093
S.G.O.+	6,066	5,550	4,989	8,064	3,228	3,826	14,130	8,778	8,815
S.G.O.	24,389	25,236	17,770	115,080	29,159	16,896	139,469	54,395	34,656
G.O.+	98	276	200	581	329	370	679	605	570
G.O.	4,224	3,701	1,866	28,910	3,512	3,391	33,134	7,213	5,257
Total	1,096,374	659,826	1,131,308	2,684,299	5,044,296	4,804,731	3,780,673	5,704,122	5,936,039
Light Spotted:									
G.M.	5,034	3,157	1,075	10,564	4,045	17,058	15,598	7,202	10,133
S.M.	69,859	47,337	28,018	347,896	421,824	393,986	417,755	469,161	422,004
M.	125,252	83,398	64,401	775,535	707,213	404,958	900,787	790,611	469,359
S.L.M.	75,745	70,233	53,705	926,446	377,785	105,606	1,002,191	448,018	159,311
L.M.	31,986	33,373	23,724	376,007	223,812	33,652	407,993	257,185	57,376
Total	307,876	237,498	170,923	2,436,448	1,734,679	955,260	2,744,324	1,972,177	1,126,183
Spotted:									
G.M.	446	1,438	29	3,341	83	1,949	3,787	1,521	1,978
S.M.	8,526	15,121	3,599	80,941	28,863	14,885	89,467	43,984	18,484
M.	39,040	27,118	10,494	259,047	99,450	41,884	298,087	126,568	52,378
S.L.M.	42,646	36,303	16,590	540,478	284,859	43,954	583,124	321,162	60,544
L.M.	32,577	23,522	7,111	206,985	141,944	19,219	239,162	165,466	26,330
Total	123,235	103,502	37,823	1,090,392	595,199	121,891	1,213,627	658,701	159,714
Tinged:									
G.M.	13	-	-	357	239	90	370	239	90
S.M.	1,725	2,262	1,168	25,515	4,074	2,978	27,240	6,336	4,146
M.	9,302	8,347	7,489	197,715	46,732	16,724	207,017	95,079	24,213
S.L.M.	8,579	17,645	4,288	259,277	124,668	20,810	267,856	142,313	25,098
L.M.	3,704	8,689	2,024	95,421	51,884	8,038	99,125	60,573	10,062
Total	23,323	36,943	14,969	578,285	227,597	48,640	601,608	264,540	63,609
Yellow Stained:									
G.M.	-	-	-	-	-	-	-	-	-
S.M.	-	344	765	4,136	572	365	4,136	916	1,130
M.	595	2,125	1,106	54,053	27,920	5,196	54,648	30,045	6,302
Total	595	2,469	1,871	58,189	28,492	5,561	58,784	30,961	7,432
Light Gray:									
G.M.	-	-	29	-	-	2,129	-	-	2,158
S.M.	550	750	3,965	8,652	2,237	24,561	9,202	2,987	28,526
M.	3,626	2,796	6,096	39,515	8,418	18,572	43,141	11,214	24,668
S.L.M.	7,496	2,403	956	25,007	1,578	3,533	32,503	3,981	4,489
Total	11,672	5,949	11,046	73,174	12,233	48,795	84,846	18,182	59,841
Gray:									
G.M.	-	-	-	50	-	56	50	-	56
S.M.	211	206	29	1,269	252	946	1,400	458	975
M.	1,950	2,991	767	9,872	3,935	4,726	11,822	6,926	5,493
S.L.M.	87	1,058	419	8,116	2,025	3,787	8,203	3,083	4,206
Total	2,248	4,255	1,215	19,307	6,212	9,515	21,555	10,467	10,730
Below Grade. . .	6,911	11,560	6,819	79,715	47,780	22,146	86,626	59,340	28,965
All Grades 2/	1,572,234	1,062,002	1,375,974	7,019,809	7,656,488	6,016,539	8,592,043	8,718,490	7,392,513
Grade Index. . .	95.1	92.8	95.8	90.2	95.3	98.4	91.1	95.0	97.9
Staple (32nd inches)									
13/16" and shorter	2,677	4,492	2,004	121,182	45,429	4,199	123,859	49,921	6,203
7/8"	35,014	25,051	8,418	572,987	486,508	44,600	608,001	511,559	53,018
29/32"	28,728	45,145	17,905	794,114	934,006	114,321	822,842	979,151	132,226
15/16"	65,546	69,277	79,396	1,146,894	1,369,187	561,537	1,212,440	1,438,464	640,933
31/32"	70,306	71,762	78,851	874,357	670,503	519,581	944,663	742,265	598,432
1"	177,520	145,767	144,254	1,196,116	731,131	588,626	1,373,636	876,898	732,880
1-1/32"	367,126	276,982	251,556	1,346,280	1,258,516	1,294,617	1,713,406	1,535,498	1,546,173
1-1/16"	526,472	271,824	466,781	754,698	1,699,275	2,362,588	1,281,170	1,971,099	2,829,369
1-3/32"	185,301	92,085	177,827	122,012	283,441	411,696	307,313	375,526	589,523
1-1/8"	76,409	38,260	84,910	57,905	127,055	91,653	133,914	165,315	176,563
1-5/32"	24,742	14,750	44,728	18,491	43,905	18,981	43,233	58,655	63,709
1-3/16"	6,830	3,853	13,734	7,361	6,625	3,868	14,191	10,478	17,602
1-7/32"	2,172	1,369	2,819	3,737	446	236	5,909	1,815	3,095
1-1/4" and longer	3,391	1,385	2,791	4,075	461	36	7,466	1,846	2,827
All staples 2/	1,572,234	1,062,002	1,375,974	7,019,809	7,656,488	6,016,539	8,592,043	8,718,490	7,392,513
Average staple	33.3	32.8	33.5	31.3	31.7	32.9	31.7	31.9	33.0

1/ The "elsewhere" cotton, as reported by the Bureau of the Census, amounted to 391,000 for 1958, 220,000 for 1959 and 215,000 bales for 1960.
 2/ As reported by the Bureau of the Census, 1960 data preliminary.

Table 53. -- Carry-over, crop, supply and disappearance of upland cotton, by grade groupings, United States, 1943-60

Year beginning August 1	White 1/						Spotted			Other Colored 2/	All grades 3/
	Good Middling and higher	Strict Middling	Middling	Strict Low Middling	Low Middling	Strict Good Ordinary & Good Ordinary	Strict Middling and higher	Middling	Strict Low Middling		
	1,000 bales	1,000 bales	1,000 bales	1,000 bales	1,000 bales	1,000 bales	1,000 bales	1,000 bales	1,000 bales		
CARRY-OVER											
1943	70	710	2,689	2,861	1,524	627	494	793	387	375	10,530
1944	90	1,043	2,770	2,970	1,397	564	489	702	276	258	10,559
1945	64	784	2,696	2,954	1,469	1,005	574	774	269	417	11,006
1946	36	594	1,943	1,720	760	934	261	356	187	374	7,165
1947	52	419	646	489	242	313	27	48	56	100	2,392
1948	57	530	1,005	520	295	214	49	75	87	156	2,988
1949	40	666	1,999	1,420	437	120	115	150	108	161	5,216
1950	44	718	2,376	2,108	562	68	266	383	80	140	6,745
1951	25	319	809	538	116	50	48	78	46	115	2,144
1952	14	200	595	502	348	186	47	151	289	377	2,709
1953	51	761	1,906	1,186	389	144	169	306	266	300	5,478
1954	70	1,327	3,501	2,249	1,190	253	167	291	303	199	9,550
1955	66	1,370	4,106	3,118	1,080	210	255	336	267	191	10,999
1956	47	1,228	4,502	4,151	1,672	414	269	761	908	430	14,382
1957	48	746	2,317	2,297	947	349	627	1,691	1,227	1,002	11,251
1958	28	559	1,212	1,218	576	187	527	1,199	1,585	1,501	8,592
1959	29	905	2,759	1,590	350	71	522	917	769	806	8,718
1960	40	1,292	3,000	1,225	330	49	461	522	220	254	7,393
CROP											
1943	163	1,475	3,584	3,745	1,009	238	413	294	64	84	11,069
1944	11	486	3,702	4,333	1,484	646	270	380	130	389	11,831
1945	10	364	2,328	2,924	1,196	813	273	399	161	341	8,809
1946	34	655	2,652	2,866	781	440	381	451	122	133	8,515
1947	365	2,452	4,080	1,780	820	365	698	378	263	355	11,556
1948	111	1,762	5,579	3,578	1,031	445	692	493	306	580	14,577
1949	50	924	4,311	5,218	1,763	331	864	1,333	475	636	15,905
1950	26	713	3,005	2,933	660	161	698	824	262	564	9,846
1951	41	1,040	4,840	4,141	1,443	371	651	951	769	779	15,026
1952	92	1,591	5,600	3,876	1,171	261	511	1,013	420	323	14,858
1953	63	2,099	5,716	4,175	2,154	604	281	338	436	387	16,253
1954	43	1,531	4,889	4,276	1,173	314	296	458	255	342	13,577
1955	42	905	4,078	4,504	1,804	469	235	940	924	600	14,501
1956	123	1,719	4,489	3,201	913	206	642	1,060	405	344	13,102
1957	63	828	2,731	2,329	745	166	245	938	1,474	1,287	10,801
1958	23	1,107	4,375	3,373	814	116	213	688	408	237	11,354
1959	53	1,253	4,749	3,959	1,205	153	333	1,276	816	649	14,446
SUPPLY 4/											
1943	233	2,185	6,273	6,606	2,533	865	907	1,087	451	459	21,599
1944	101	1,529	6,472	7,303	2,881	1,210	759	1,082	406	647	22,390
1945	74	1,148	5,024	5,878	2,665	1,818	847	1,173	430	758	19,815
1946	70	1,249	4,595	4,586	1,541	1,374	642	807	309	507	15,680
1947	417	2,871	4,726	2,269	1,062	678	725	426	319	455	13,948
1948	168	2,292	6,584	4,098	1,326	659	741	568	393	736	17,565
1949	90	1,590	6,310	6,638	2,200	451	979	1,483	583	797	21,121
1950	70	1,431	5,381	5,041	1,222	229	964	1,207	342	704	16,591
1951	66	1,359	5,649	4,679	1,559	421	699	1,029	815	894	17,170
1952	106	1,791	6,195	4,378	1,519	447	558	1,164	709	700	17,567
1953	114	2,860	7,622	5,361	2,543	748	450	644	702	687	21,731
1954	113	2,858	8,390	6,525	2,363	567	463	749	558	541	23,127
1955	108	2,275	8,184	7,622	2,884	679	490	1,276	1,191	791	25,500
1956	170	2,947	8,991	7,352	2,585	620	911	1,821	1,313	774	27,484
1957	111	1,574	5,048	4,626	1,692	515	872	2,629	2,701	2,284	22,052
1958	51	1,666	5,587	4,591	1,390	303	740	1,887	1,993	1,738	19,946
1959	82	2,158	7,508	5,549	1,555	224	855	2,193	1,585	1,455	23,164
DISAPPEARANCE 5/											
1943	143	1,142	3,503	3,636	1,136	301	418	385	175	201	11,040
1944	37	745	3,776	4,349	1,412	205	185	308	137	230	11,384
1945	38	554	3,081	4,158	1,905	884	586	817	243	384	12,650
1946	18	830	3,949	4,097	1,299	1,061	615	759	253	407	13,288
1947	360	2,341	3,721	1,749	767	464	676	351	232	299	10,960
1948	128	1,626	4,585	2,678	889	539	626	418	285	575	12,349
1949	46	872	3,934	4,530	1,638	383	713	1,100	503	657	14,376
1950	45	1,112	4,572	4,503	1,106	179	916	1,129	296	589	14,447
1951	52	1,159	5,055	4,177	1,211	235	651	878	526	517	14,461
1952	55	1,030	4,289	3,192	1,130	303	389	858	443	400	12,089
1953	44	1,533	4,121	3,112	1,353	495	283	353	398	489	12,181
1954	47	1,488	4,284	3,407	1,283	357	208	413	291	350	12,128
1955	61	1,047	3,682	3,471	1,212	265	221	515	283	361	11,118
1956	122	2,201	6,674	5,055	1,638	271	284	130	86	-228	16,233
1957	83	1,015	3,835	3,408	1,116	328	345	1,430	1,116	783	13,459
1958	22	761	2,828	3,001	1,040	232	218	970	1,224	932	11,228
1959	42	866	4,508	4,324	1,225	175	394	1,671	1,365	1,201	15,771

1/ Official standards for Extra White cotton abolished effective August 15, 1953. White and Extra White combined in 1952 and earlier years and Good Middling includes higher grades. Plus grades of White included with straight grades; Light Spotted with Spotted; and Light Gray with Gray.

2/ Other Colored includes Low Middling Spotted; all grades of Tinged, Yellow Stained and Gray.

3/ As reported by the Bureau of the Census.

4/ Carry-over at the beginning of the season plus crop.

5/ Supply minus carry-over at the end of the season.

Table 54. -- Carry-over, crop, supply and disappearance of upland cotton, by staple groupings, United States, 1943-60

Season beginning August 1	13/16" and shorter	7/8" and 29/32"	15/16" and 31/32"	1" and 1-1/32"	1-1/16" and 1-3/32"	1-1/8" and 1-5/32"	1-3/16" and 1-7/32"	1-1/4" and longer	All lengths 1/
	1,000 bales	1,000 bales	1,000 bales	1,000 bales	1,000 bales	1,000 bales	1,000 bales	1,000 bales	1,000 bales
<u>CARRY-OVER</u>									
1943	1,075	2,711	2,040	2,246	1,723	521	136	78	10,530
1944	1,327	2,525	2,208	2,631	1,288	386	137	57	10,559
1945	1,166	2,693	2,010	2,764	1,833	385	104	51	11,006
1946	562	1,172	1,228	2,103	1,562	385	105	48	7,165
1947	25	164	343	1,022	544	213	52	29	2,392
1948	53	242	398	1,219	795	238	29	14	2,988
1949	23	122	356	2,139	2,293	255	18	10	5,216
1950	54	512	704	2,351	2,751	297	50	26	6,745
1951	14	105	191	668	849	247	48	22	2,144
1952	72	453	384	955	691	102	30	22	2,709
1953	207	867	681	1,730	1,802	150	30	11	5,478
1954	187	1,326	1,376	3,104	3,157	354	36	10	9,550
1955	220	1,759	1,743	3,419	3,266	526	55	11	10,999
1956	449	2,202	2,046	4,168	4,761	677	68	11	14,382
1957	249	1,521	2,003	4,718	2,446	280	26	8	11,251
1958	124	1,431	2,157	3,088	1,588	177	20	7	8,592
1959	50	1,491	2,181	2,412	2,346	224	12	2	8,718
1960	6	185	1,239	2,279	3,420	240	21	3	7,393
<u>CROP</u>									
1943	858	1,257	2,593	4,230	1,631	302	142	56	11,069
1944	550	1,330	2,188	4,884	2,539	254	65	21	11,831
1945	234	677	1,697	3,699	2,262	181	40	19	8,809
1946	168	620	1,108	3,494	2,879	201	30	15	8,515
1947	813	1,263	1,774	4,988	2,581	128	7	2	11,556
1948	569	1,230	1,663	5,724	5,095	279	12	5	14,577
1949	615	2,493	2,376	4,956	5,069	314	64	18	15,905
1950	176	1,074	1,092	3,002	4,212	206	67	17	9,846
1951	288	2,080	1,625	5,264	5,446	258	59	6	15,026
1952	499	1,889	1,714	5,292	5,135	293	34	2	14,858
1953	81	1,698	2,172	5,814	6,100	364	23	1	16,253
1954	264	1,756	1,918	5,298	3,890	415	32	4	13,577
1955	372	1,683	1,561	3,807	6,506	547	22	3	14,501
1956	162	1,049	1,580	5,198	4,641	458	12	2	13,102
1957	56	837	1,866	3,498	4,132	406	5	1	10,801
1958	13	505	2,466	3,178	4,682	504	5	1	11,354
1959	21	830	2,596	3,808	6,706	479	5	1	14,446
<u>SUPPLY 2/</u>									
1943	1,933	3,968	4,633	6,476	3,354	823	278	134	21,599
1944	1,877	3,855	4,396	7,515	3,827	640	202	78	22,390
1945	1,400	3,370	3,707	6,463	4,095	566	144	70	19,815
1946	730	1,792	2,336	5,597	4,441	586	135	63	15,680
1947	838	1,427	2,117	6,010	3,125	341	59	31	13,948
1948	622	1,472	2,061	6,943	5,890	517	41	19	17,565
1949	638	2,615	2,732	7,095	7,362	569	82	28	21,121
1950	230	1,586	1,796	5,353	6,963	503	117	43	16,591
1951	302	2,185	1,816	5,932	6,295	505	107	28	17,170
1952	571	2,342	2,098	6,247	5,826	395	64	24	17,567
1953	288	2,565	2,853	7,544	7,902	514	53	12	21,731
1954	451	3,082	3,294	8,402	7,047	769	68	14	23,127
1955	592	3,442	3,304	7,226	9,772	1,073	77	14	25,500
1956	611	3,251	3,626	9,366	9,402	1,135	80	13	27,484
1957	305	2,358	3,869	8,216	6,578	686	31	9	22,052
1958	137	1,936	4,623	6,266	6,270	681	25	8	19,946
1959	71	2,321	4,777	6,220	9,052	703	17	3	23,164
<u>DISAPPEARANCE 3/</u>									
1943	606	1,443	2,425	3,845	2,066	437	141	77	11,040
1944	711	1,162	2,386	4,751	1,994	255	98	27	11,384
1945	838	2,198	2,479	4,360	2,533	181	39	22	12,650
1946	705	1,628	1,993	4,575	3,897	373	83	34	13,288
1947	785	1,185	1,719	4,791	2,330	103	30	17	10,960
1948	599	1,350	1,705	4,804	3,597	262	23	9	12,349
1949	584	2,103	2,028	4,744	4,611	272	32	2	14,376
1950	216	1,481	1,605	4,685	6,114	256	69	21	14,447
1951	230	1,732	1,432	4,977	5,604	403	77	6	14,461
1952	364	1,475	1,417	4,517	4,024	245	34	13	12,089
1953	101	1,239	1,477	4,440	4,745	160	17	2	12,181
1954	231	1,323	1,551	4,983	3,781	243	13	3	12,128
1955	143	1,240	1,258	3,058	5,011	396	9	3	11,118
1956	362	1,730	1,623	4,648	6,956	855	54	5	16,233
1957	181	927	1,712	5,127	4,990	509	11	2	13,459
1958	87	445	2,442	3,854	3,924	457	13	6	11,228
1959	65	2,136	3,538	3,941	5,632	463	-4	0	15,771

1/ As reported by the Bureau of the Census.
 2/ Carry-over at the beginning of the season plus crop.
 3/ Supply minus carry-over at the end of the season.

Table 95. -- Grade and staple of upland cotton in the supply, United States, 1959-60

Grade	13/16 inch and shorter		7/8 inch		29/32 inch		15/16 inch		31/32 inch		1 inch		1-1/32 inches		1-1/16 inches		1-3/32 inches		1-1/8 inches		1-5/32 inches		1-3/16 inches		1-7/32 inches		1-1/4 inches and longer		All staples			
	Bales	Percent	Bales	Percent	Bales	Percent	Bales	Percent	Bales	Percent	Bales	Percent	Bales	Percent	Bales	Percent	Bales	Percent	Bales	Percent	Bales	Percent	Bales	Percent	Bales	Percent	Bales	Percent	Bales	Percent		
White:																																
G.M.	47	1.347	167	386	386	1,347	919	1,347	919	1,531	3,877	26,192	10,108	26,322	10,671	562	9	9	26,322	10,671	562	9	562	9	9	26,322	10,671	562	9	82,138	0.4	
S.M.	1,317	12,213	50,717	119,382	50,717	119,382	104,674	119,382	104,674	129,395	335,486	924,900	173,049	173,049	208,299	92,340	4,406	457	208,299	92,340	4,406	457	4,406	457	457	208,299	92,340	4,406	457	2,158,102	9.3	
M.	11	225	596	596	596	4,555	5,955	5,955	5,955	13,697	59,082	384,355	50,942	50,942	10,866	736	25	76	10,866	10,866	736	25	736	25	76	10,866	10,866	736	25	550,909	2.4	
S.L.M.	1,584	21,942	177,549	432,619	386,754	1,584	18,406	25,613	34,819	461,481	1,349,766	3,448,931	440,591	440,591	107,504	6,541	966	72	107,504	107,504	6,541	966	6,541	966	72	107,504	107,504	6,541	966	6,954,455	30.0	
S.L.M.	1,250	31,735	241,187	552,456	391,950	31,735	18,406	25,613	34,819	461,481	1,349,766	3,448,931	440,591	440,591	107,504	6,541	966	72	107,504	107,504	6,541	966	6,541	966	72	107,504	107,504	6,541	966	920,384	4.0	
L.M.	111	2,143	8,900	25,161	27,493	2,143	109,870	111,965	184,787	376,099	300,337	24,723	19,033	19,033	2,865	337	39	22	19,033	2,865	337	39	337	39	21	401,942	1,153,939	5.0	401,942	1.7		
L.M.	470	9,160	33,240	109,870	111,965	9,160	33,240	109,870	111,965	184,787	376,099	300,337	24,723	24,723	2,865	337	39	22	24,723	2,865	337	39	337	39	21	401,942	1,153,939	5.0	401,942	1.7		
S.O.O.	48	803	1,088	3,145	3,907	803	3,145	3,907	6,013	13,308	7,145	567	1,345	1,345	189	8	8	8	1,345	189	8	8	8	8	8	1,345	189	8	8	163,954	.7	
S.O.O.	122	2,323	5,219	23,277	23,937	2,323	5,219	23,277	23,937	41,475	44,237	21,422	1,345	1,345	189	8	8	8	1,345	189	8	8	8	8	8	1,345	189	8	8	163,954	.7	
G.O.	20	31	269	171	171	31	269	171	291	648	309	9	309	9	10	10	10	10	309	9	10	10	10	10	10	10	309	9	10	10	1,758	.1
G.O.	89	666	1,362	4,569	3,291	666	1,362	4,569	3,291	6,366	4,225	1,873	3	3	9	9	9	9	6,366	4,225	1,873	3	3	9	9	9	6,366	4,225	1,873	3	22,480	.1
Total	5,203	82,258	525,088	1,295,056	1,086,229	1,295,056	1,086,229	1,295,056	1,086,229	1,283,919	3,322,360	7,580,433	1,000,079	491,040	185,378	14,146	1,980	2,038	1,000,079	491,040	185,378	14,146	1,980	2,038	14,146	1,980	2,038	17,075,207	73.8	17,075,207	73.8	
Light Spotted:																																
G.M.	36	239	638	1,498	1,320	239	638	1,498	1,320	729	769	936	731	1,129	198	78	-	-	1,129	198	78	-	78	-	-	1,129	198	78	-	8,301	.4	
S.M.	3,015	28,205	123,948	224,340	123,682	3,015	119,819	224,340	123,682	78,884	110,819	73,205	13,111	13,111	7,939	2,386	543	110	13,111	7,939	2,386	543	543	110	196	13,111	7,939	2,386	790,383	3.4		
M.	6,718	87,200	361,201	619,158	319,254	6,718	257,257	619,158	319,254	173,502	257,257	151,381	24,511	24,511	6,239	1,789	187	114	24,511	6,239	1,789	187	187	114	125	24,511	6,239	1,789	187	2,008,036	8.7	
S.L.M.	4,423	78,234	212,156	335,218	166,433	4,423	184,237	335,218	166,433	146,546	194,227	80,733	8,519	8,519	1,194	190	34	34	8,519	1,194	190	34	34	34	71	8,519	1,194	190	1,218,091	5.3		
L.M.	2,553	64,096	79,825	135,833	80,182	2,553	68,969	135,833	80,182	88,959	68,969	19,150	1,125	1,125	275	87	-	-	1,125	275	87	-	87	-	-	1,125	275	87	-	541,048	2.3	
Total	16,745	257,974	777,768	1,316,047	690,871	16,745	622,031	1,316,047	690,871	488,620	622,031	325,405	47,997	16,776	4,650	925	298	362	47,997	16,776	4,650	925	925	298	362	47,997	16,776	4,650	925	4,566,459	19.7	
Spotted:																																
G.M.	-	-	105	34	212	-	105	34	212	216	259	136	65	507	55	-	-	-	507	55	-	-	55	-	-	507	55	-	1,589	.2		
S.M.	818	4,048	11,002	14,034	6,301	818	7,048	14,034	6,301	4,927	7,048	3,029	1,019	1,595	440	-	-	-	1,595	440	-	-	440	-	-	1,595	440	-	54,341	.2		
M.	2,919	27,121	53,886	46,285	15,094	2,919	15,094	46,285	15,094	15,087	15,738	7,096	1,075	503	55	42	36	36	1,075	503	55	42	42	36	36	1,075	503	55	184,927	.8		
S.L.M.	6,535	104,787	109,272	79,419	18,941	6,535	17,445	79,419	18,941	24,496	17,445	5,796	577	142	45	42	34	34	577	142	45	42	42	34	34	577	142	45	367,531	1.6		
L.M.	5,254	69,326	36,121	43,512	18,071	5,254	14,678	43,512	18,071	26,999	14,678	3,324	146	43	-	-	-	-	146	43	-	-	-	-	-	146	43	-	210,674	.9		
Total	15,326	204,482	210,386	183,284	59,699	15,326	55,168	183,284	59,699	71,725	55,168	19,381	2,892	2,790	595	84	34	34	2,892	2,790	595	84	84	34	34	2,892	2,790	595	825,062	3.5		
Tinged:																																
All grades	18,386	115,510	69,696	44,473	13,000	18,386	81,905	44,473	13,000	14,805	81,905	1,823	208	127	-	-	-	-	208	127	-	-	-	-	-	208	127	-	286,223	1.2		
Yellow Stained:																																
All grades	4,804	19,653	4,755	2,321	789	4,804	166	2,321	789	727	166	79	-	-	-	-	-	-	-	-	-	-	-	-	-	-	-	-	32,294	.1		
Light Gray:																																
All grades	228	2,340	6,493	17,660	19,690	228	83,180	17,660	19,690	34,421	83,180	16,291	3,708	1,446	177	-	-	-	3,708	1,446	177	-	-	-	-	3,708	1,446	177	221,232	.9		
Gray:																																
All grades	76	669	1,862	4,836	4,043	76	13,538	4,836	4,043	6,621	13,538	16,291	646	11	9	-	-	-	646	11	9	-	-	-	-	646	11	9	48,622	.2		
Below Grade	9,553	29,690	13,042	28,201	12,763	9,553	3,423	28,201	12,763	11,737	3,423	943	11	11	34	-	-	-	11	11	34	-	-	-	-	11	11	34	109,408	.5		
All grades	70,521	711,576	1,609,090	2,891,878	1,885,074	70,521	4,308,089	2,891,878	1,885,074	1,912,575	4,308,089	7,997,161	1,055,531	512,201	190,843	15,155	2,272	2,541	1,055,531	512,201	190,843	15,155	2,272	2,541	2,541	2,272	2,541	23,164,507	100.0			
All grades	3	3.1	6.9	12.5	8.1	3	18.6	12.5	8.1	8.3	18.6	34.5	4.6	2.2	.8	.1	.1	.1	4.6	2.2	.8	.1	.1	.1	.1	.1	4.6	2.2	100.0			
1/1959 carry-over plus 1959-60 crop.																																
Less than 0.05 percent.																																
Grade index																																
Average staple																																