

Five Minute Bot

Building: 

Program: 

Designed for **NXT 2.0** (8547)



Building Instructions

1





2






3





OR




You can use the NXT with either AA batteries or the NXT Rechargeable Battery Pack.








4







5







6



Use two medium length wires to connect the two drive motors to ports **B** and **C** on the NXT.

Important: Make sure that port B gets wired to the motor on the B side, and C to the motor on the C side.



Five Minute Bot Programming

The [Drive_Test](#) program is a simple program that tests six different kinds of driving, all using the Move block:

1. Go straight Forward
2. Go straight Backward
3. Pivot turn (wheels turning opposite directions) to the Left
4. Pivot turn to the right
5. One-Wheel turn (one wheel turning, one stopped) to the Left
6. One-Wheel turn to the Right

Challenges

- Try writing your own programs for the Five Minute Bot to make it drive where you want. There are even more ways to turn with the Move block or the Motor blocks (e.g. a gradual turn using the Steering slider), and there are several other settings to experiment with (power level, Brake vs. Coast, etc).
- There are several places on the Five Minute Bot where additional beams can be attached to add on to the robot. Try adding sensors, a motorized arm, or whatever you can think of.

[Home](#) [Projects](#) [Help](#) [Contacts](#)

Copyright © 2007-2009 by Dave Parker. All rights reserved.
All project designs, images, and programs are protected by copyright. Please see the [usage policy](#).