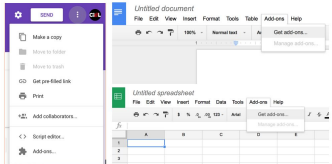

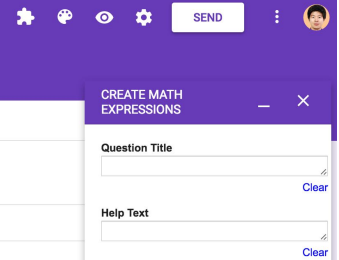
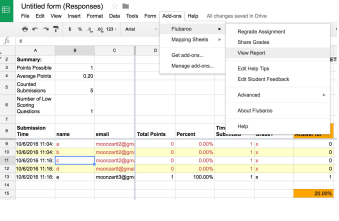
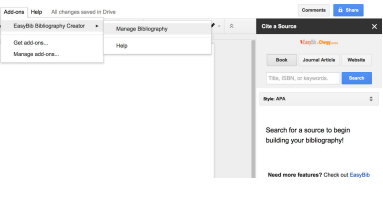


# Google Add-ons Handout

STEP	IMAGE
1. Click Get add-ons in the Docs and Sheets menu or from the More menu in the Forms.	
2. Browse through the add-on list. Then choose the add-on you would like to install. Check the overview of each Add-ons.	
3. To get Add-ons into Forms, click the More icon on the top right. Select (or type in) gMath. Click on +Free and Allow to install it. Go back to Add-ons menu in Forms.	
4. To get Add-ons into Sheets, click on Add-ons menu. Select (or type in) Flubaroo. Click on +Free and Allow to install it. Go back to Add-ons menu in Sheets.	
5. To get Add-ons into Docs, click on Add-ons menu. Select (or type in) EasyBib. Click on +Free and then Allow to install it. Go back to Add-ons menu in Docs.	
6. Go to Google Drive. Click on My Drive. Go to More and then Click on Connect more apps to directly access Add-ons.	