

TEXAS TECH UNIVERSITY SYSTEM ADMINISTRATION



SUMMARY OPERATING BUDGET FISCAL YEAR 2016



TEXAS TECH UNIVERSITY SYSTEM

Jim Brunjes
Vice Chancellor and Chief Financial Officer

August 6, 2015

Members of the Board of Regents and Chancellor
Texas Tech University System
Lubbock, Texas 79409

Dear Members of the Board and Chancellor Duncan,


Pursuant to Section 07.04.3(b), *Regents' Rules*, a written certification by the chief fiscal officer that funds are available is required for any budget prior to approval by the Board of Regents.

I certify the Fiscal Year 2016 Texas Tech University System Administration Operating Budget is within the total funds anticipated to be available to the Texas Tech University System Administration for operations.

The total estimated expenditures of \$22,728,443 are funded by estimated income of \$22,660,601 and use of fund balance of \$67,842.

I recommend approval of the Fiscal Year 2016 Operating Budget for the Texas Tech University System Administration.

Sincerely,


Jim Brunjes
Vice Chancellor and Chief Financial Officer

**TEXAS TECH UNIVERSITY
SYSTEM ADMINISTRATION
FISCAL YEAR 2016
SUMMARY OPERATING BUDGET**

TABLE OF CONTENTS

| | <u>PAGE NUMBER</u> |
|---|-------------------------------|
| <u>EDUCATION AND GENERAL FUNDS</u> | |
| INCOME BUDGET | 1 |
| EXPENSE BUDGET | 3 |
| DISTRIBUTION BY METHOD OF FINANCE | 4 |
| <u>DESIGNATED FUNDS</u> | |
| INCOME BUDGET | 5 |
| EXPENSE BUDGET | 7 |
| <u>BUDGET SUMMARY</u> | |
| SUMMARY OPERATING BUDGET | 8 |

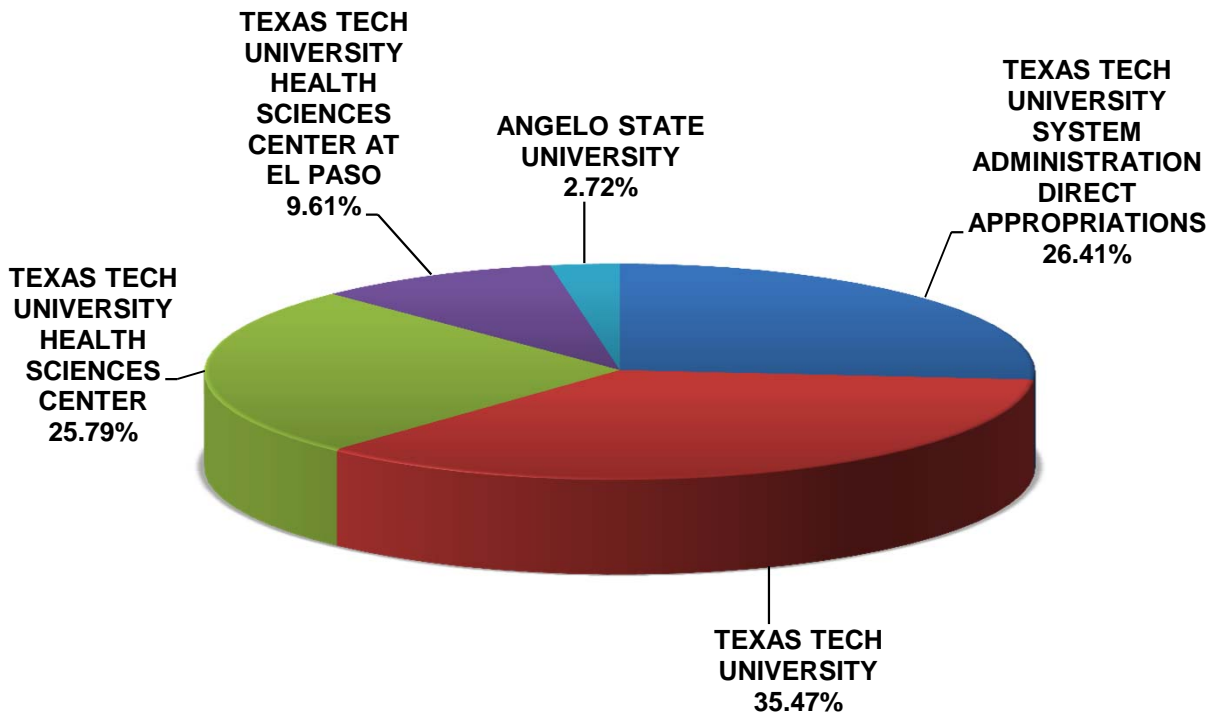
**TEXAS TECH UNIVERSITY
SYSTEM ADMINISTRATION**

COMPARISON OF EDUCATION AND GENERAL FUNDS

INCOME BUDGET

| ITEM | FY 2015 | FY 2016 |
|---|----------------------------|----------------------------|
| GENERAL REVENUE APPROPRIATIONS: | | |
| GENERAL REVENUE - ARTICLE III | \$ 1,425,000 | \$ 1,425,000 |
| SUBTOTAL | <u>1,425,000</u> | <u>1,425,000</u> |
| TRANSFERS | | |
| TEXAS TECH UNIVERSITY | \$ 1,753,337 | \$ 1,914,261 |
| TEXAS TECH UNIVERSITY HEALTH SCIENCES CENTER | 1,753,337 | 1,391,784 |
| TEXAS TECH UNIVERSITY HEALTH SCIENCES CENTER AT EL PASO | - | 518,587 |
| ANGELO STATE UNIVERSITY | 129,628 | 146,510 |
| SUBTOTAL | <u>3,636,302</u> | <u>3,971,142</u> |
| TOTAL | <u>\$ 5,061,302</u> | <u>\$ 5,396,142</u> |
| DOLLAR CHANGE | | \$ 334,840 |
| PERCENT CHANGE | | 6.62% |

**TEXAS TECH UNIVERSITY
SYSTEM ADMINISTRATION
FISCAL YEAR 2016
EDUCATION AND GENERAL FUNDS BUDGET
SOURCE OF FUNDS**



TEXAS TECH UNIVERSITY
SYSTEM ADMINISTRATION

COMPARISON OF EDUCATION AND GENERAL FUNDS

EXPENSE BUDGET

| ITEM | FY 2015 | FY 2016 |
|---------------------------|----------------------------|----------------------------|
| GENERAL ADMINISTRATION | \$ 4,318,081 | \$ 4,641,698 |
| INSTITUTIONAL ADVANCEMENT | 689,339 | 701,017 |
| EMPLOYEE BENEFITS | 53,882 | 53,427 |
| TOTAL | <u>\$ 5,061,302</u> | <u>\$ 5,396,142</u> |
| DOLLAR CHANGE | | \$ 334,840 |
| PERCENT CHANGE | | 6.62% |

TEXAS TECH UNIVERSITY
SYSTEM ADMINISTRATION

FY 2016 EDUCATION AND GENERAL FUNDS BUDGET

DISTRIBUTION BY METHOD OF FINANCE

| ITEM | General Revenue | FY 2016 |
|---------------------------|---------------------|---------------------|
| GENERAL ADMINISTRATION | \$ 4,641,698 | \$ 4,641,698 |
| INSTITUTIONAL ADVANCEMENT | 701,017 | 701,017 |
| EMPLOYEE BENEFITS | 53,427 | 53,427 |
| TOTAL | \$ 5,396,142 | \$ 5,396,142 |

This schedule complies with Article III, Section 6 of the General Appropriations Act.

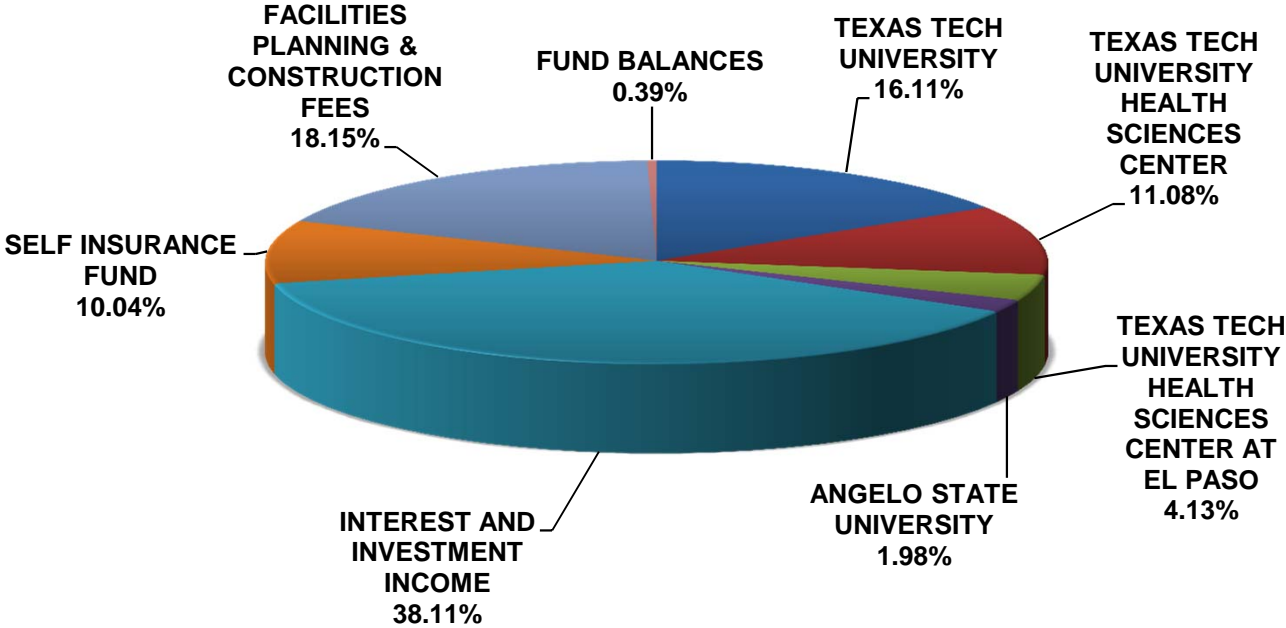
**TEXAS TECH UNIVERSITY
SYSTEM ADMINISTRATION**

COMPARISON OF DESIGNATED FUNDS

INCOME BUDGET

| ITEM | FY 2015 | FY 2016 |
|--|-----------------------------|-----------------------------|
| TRANSFERS: | | |
| TEXAS TECH UNIVERSITY | \$ 2,855,040 | \$ 2,792,248 |
| TEXAS TECH UNIVERSITY HEALTH SCIENCES CENTER | 2,703,344 | 1,921,239 |
| TEXAS TECH UNIVERSITY HEALTH SCIENCES CENTER AT EL PASO | - | 715,865 |
| ANGELO STATE UNIVERSITY | 353,221 | 343,838 |
| SUBTOTAL | <u>5,911,605</u> | <u>5,773,190</u> |
| ADDITIONAL REVENUES: | | |
| INTEREST AND INVESTMENT INCOME | \$ 6,435,884 | \$ 6,605,000 |
| SELF INSURANCE FUND* | - | 1,740,575 |
| <i>* FY 2015 and prior reported on TTUHSC Summary Operating Budget</i> | | |
| FACILITIES PLANNING & CONSTRUCTION FEES | 3,145,694 | 3,145,694 |
| SUBTOTAL | <u>9,581,578</u> | <u>11,491,269</u> |
| CURRENT YEAR REVENUE | <u>\$ 15,493,183</u> | <u>\$ 17,264,459</u> |
| OTHER: | | |
| FUND BALANCES | \$ 300,894 | \$ 67,842 |
| TOTAL | <u>\$ 15,794,077</u> | <u>\$ 17,332,301</u> |
| DOLLAR CHANGE | | \$ 1,538,224 |
| PERCENT CHANGE | | 9.74% |

**TEXAS TECH UNIVERSITY
SYSTEM ADMINISTRATION
FISCAL YEAR 2016
DESIGNATED FUNDS BUDGET
SOURCE OF FUNDS**



**TEXAS TECH UNIVERSITY
SYSTEM ADMINISTRATION**

COMPARISON OF DESIGNATED FUNDS

EXPENSE BUDGET

| ITEM | FY 2015 | FY 2016 |
|--------------------------------------|----------------------------|-----------------------------|
| GENERAL ADMINISTRATION | \$ 8,671,125 | \$ 8,434,850 |
| SELF INSURANCE FUND | - | 1,740,575 |
| INSTITUTIONAL ADVANCEMENT | 3,977,258 | 4,011,182 |
| FACILITIES PLANNING AND CONSTRUCTION | 3,145,694 | 3,145,694 |
| TOTAL | <u>\$15,794,077</u> | <u>\$ 17,332,301</u> |
| DOLLAR CHANGE | | \$ 1,538,224 |
| PERCENT CHANGE | | 9.74% |

**TEXAS TECH UNIVERSITY
SYSTEM ADMINISTRATION**

SUMMARY OPERATING BUDGET

FISCAL YEAR 2016

| | Sources of Funds | | Estimated Expenditures |
|-------------------------|-----------------------------|-------------------------|-----------------------------------|
| | Estimated Income | Fund Balance | |
| EDUCATIONAL AND GENERAL | \$ 5,396,142 | \$ - | \$ 5,396,142 |
| DESIGNATED | 17,264,459 | 67,842 | 17,332,301 |
| TOTAL | <u>\$ 22,660,601</u> | <u>\$ 67,842</u> | <u>\$ 22,728,443</u> |

Texas Tech University System Administration Budgeted Expenses

