

HMH: Learning Resources Reference Guide

The following guide will orient you to the online textbook.

Links to the *HMH Into Reading* online textbook are provided in the course for reading assignments. **You must be logged into your online textbook before using the links.** To have a more seamless experience, we also recommend opening a textbook Module on the Discover tab (instructions below) — this will ensure your connection to HMH’s reader interface.

For initial access to your *HMH Into Reading* online textbook, follow the step-by-step instructions below:

1. You will receive an email with log-in username and password at the beginning of the semester.
2. Navigate to <https://www.hmhco.com/ui/login/>:
 - a. Under **District/Independent School**, select “Texas Tech University”.
 - b. Enter your username and password and click **Sign In**.
 - c. You will see your home screen. Click the **Discover** button at the top of the page to access the online textbook materials.
 - d. Bookmark this Discover homepage for quick access to your online textbook. Although you will log in each time you access the textbook materials, this will take you to the textbook homepage more quickly.
 - e. On the Discover page, you will primarily use materials located in the Modules, Foundational Skills, and Classroom Library, which are discussed below.
 - f. **Each time you log in**, click on a textbook Module on the Discover page. This routine will establish your connection to the online reader interface, and thus ensure that any textbook links you click on within the Blackboard course will work correctly.

On the next pages are brief descriptions of the various learning resources that will be used in ELAR 2.

continued →

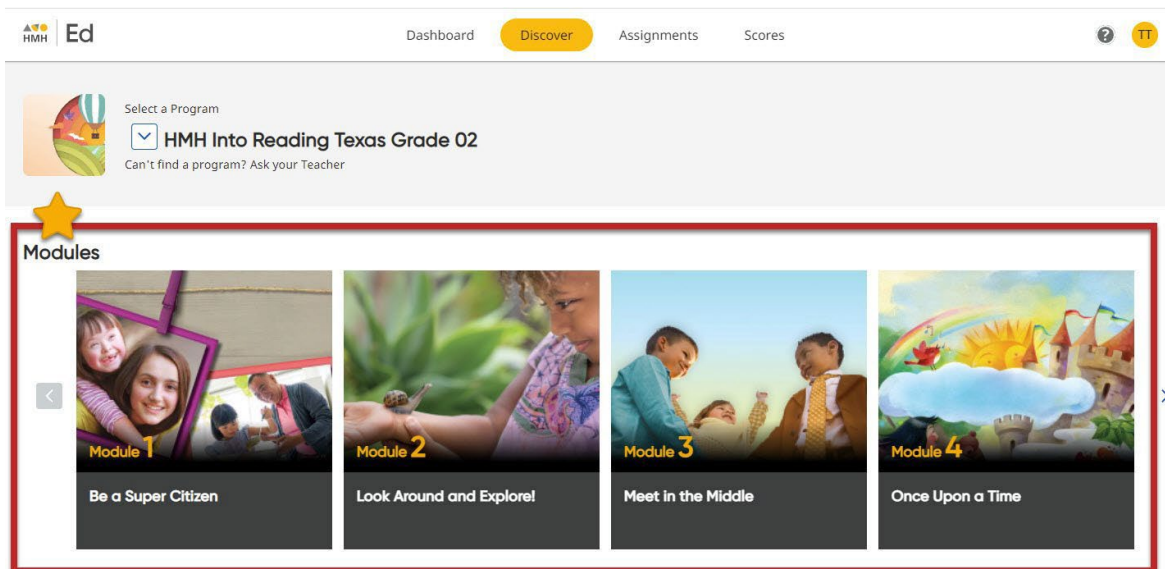
Learning Resources for Assigned Reading & Writing Stories

*Parent/Guardian: Please keep in mind, the only learning activities and assessments that count for the course grade will be **completed in Blackboard**.*

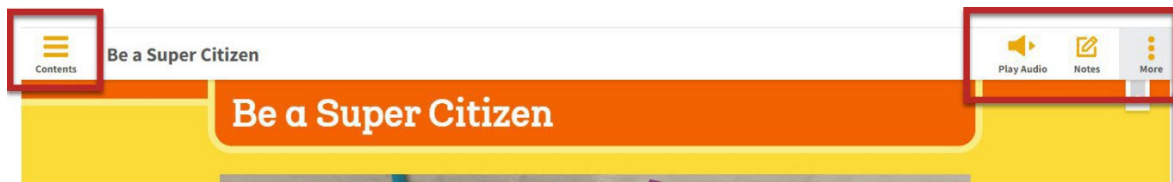
*There are **optional learning activities** in some of the stories, such as write-in text interactions, note-taking, annotating, and responding. The listed **optional learning activities** can be completed if you feel your student needs additional practice. They are not required!*

Module Texts

Many of the daily assigned readings can be found in the modules. Click on a module thumbnail to open this portion of the online textbook.

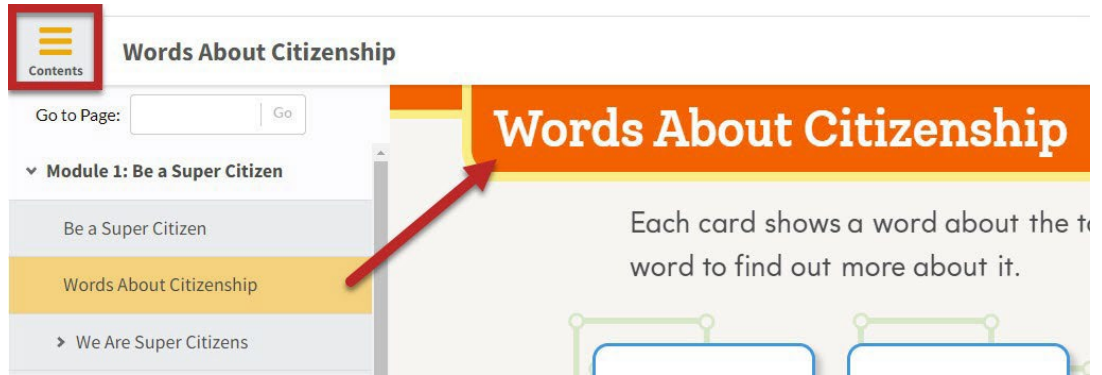


Inside each module, you'll see menu options along the top.



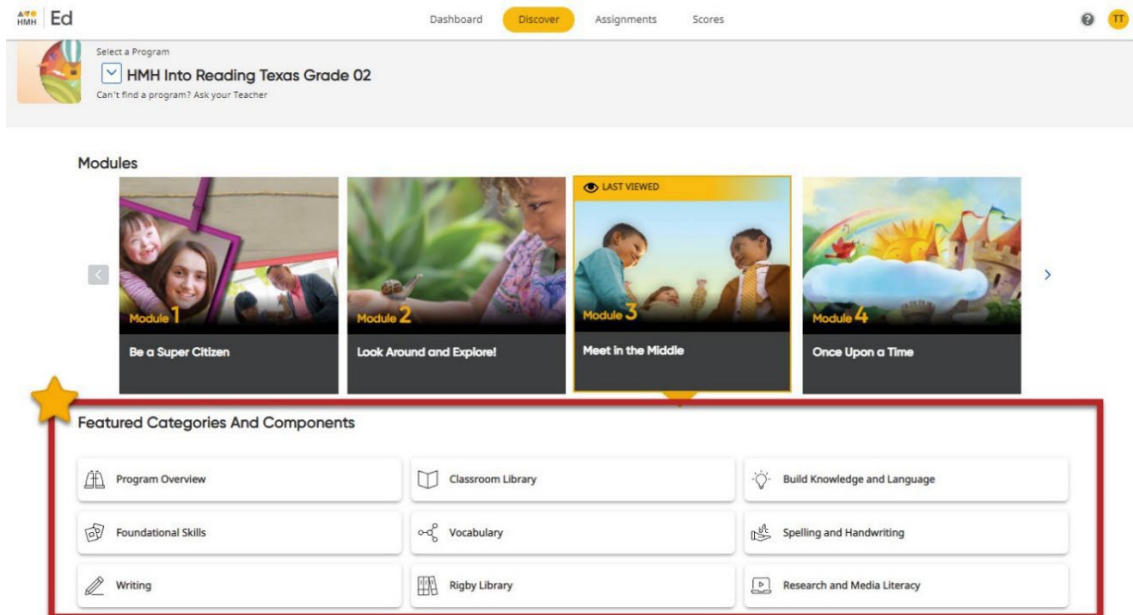
continued →

- **Audio Settings:** in the menu in the top-right (click on the three dots).
- **Contents:** in the menu on the top-left. Again, please **refer to the Blackboard course** to know which stories are assigned.



Foundational Skills and Classroom Library Texts

Below the module list, you'll find buttons for a variety of extra resources, including Foundational Skills and Classroom Library. Your course will have reading assignments listed in these areas. While the course has direct links to these reading assignments, you may want to look here to find other texts not required by the course.



continued →

More about Foundational Skills: Start Right Readers

Your course will have reading assignments from the Start Right Reader selections listed inside the Foundational Skills area.

To browse, be sure you click **Show More** at the bottom of the displayed list. If want to locate sources on your own, you can use **Ctrl+F** (on a PC) to open a search box for the webpage. Type in the name of the item you wish to locate.

Click on a selection such as [Picnic Fun](#). Note that the menu items at the top are the same as those in the Module texts described in the graphics above.

More about Classroom Library: Read Aloud Books and Focal Texts

Your course will have reading assignments from the Focal Texts and Read Aloud selections listed inside the Classroom Library area. (You will also find myBook selections, which are the same as those in the textbook Modules.)

To browse, click **Show More** at the bottom of the displayed list. If want to locate sources on your own, use **Ctrl+F** (on a PC) to open a search box for the webpage. Type in the name of the item you wish to locate.

Click on a selection such as [Uncommon Traveler](#). Note that the menu items at the top are the same as those in the Module texts described in the graphics above.

More Course Materials

In addition to the materials already listed, grade, there are a number of other resources available on the Discover page of your textbook, including:

- Sound-Spelling Cards
- Media Selection Videos
- Get Curious Videos
- Vocabulary Interactive Practice

You can locate these extra resources by clicking on the buttons below the Modules on the Discover page. Take some time to explore these areas.

While these extra resources are not required, they could give students more fun ways to learn!