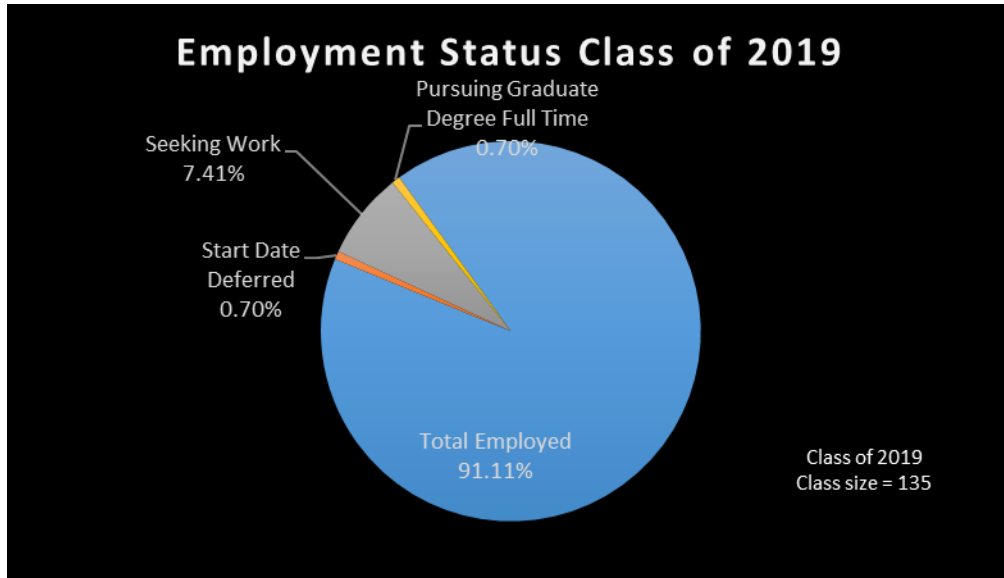


Class of 2019 Employment Data

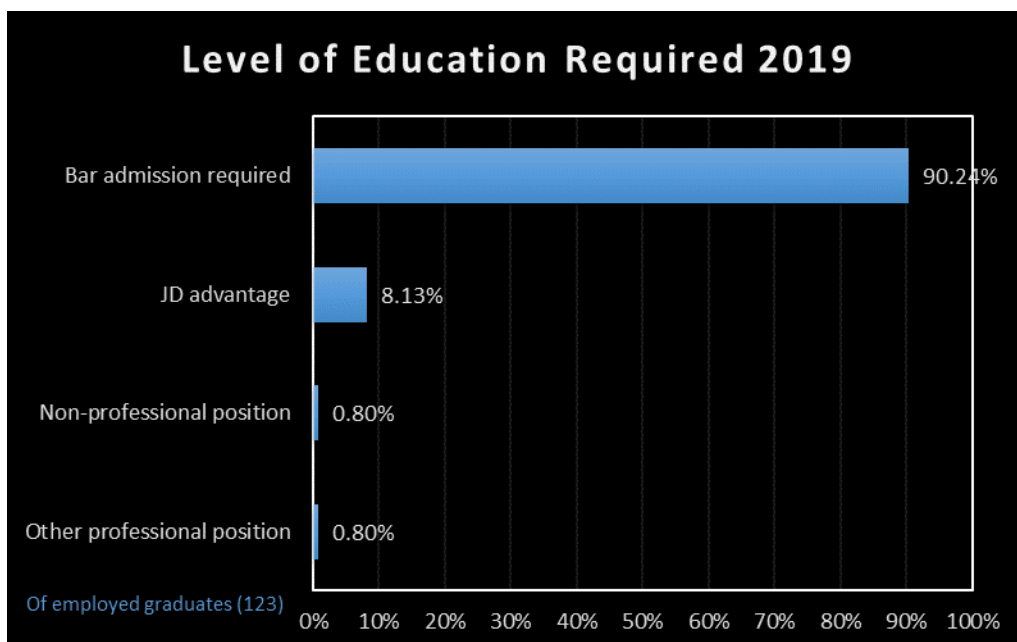
Notice

The data presented reflects information collected from graduates by Texas Tech University School of Law's Career & Professional Development Center and reported to the American Bar Association and National Association of Legal Professionals. The information represents composite information for the graduating class (December 2018 through August 2019) and does not predict future performance. Individual success may vary and may be affected by academic success, general economic conditions, legal market conditions, work experience, experiential study participation, career choice, job type, location and other factors.

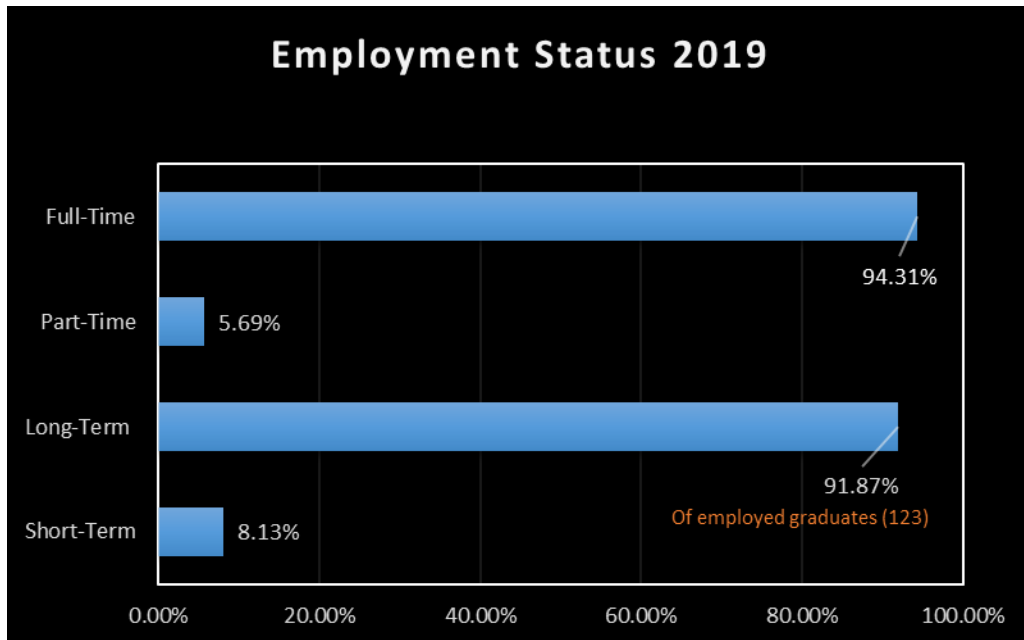
Texas Tech Law Class of 2019 Employment Status ten months after graduation (as of March 15, 2020)



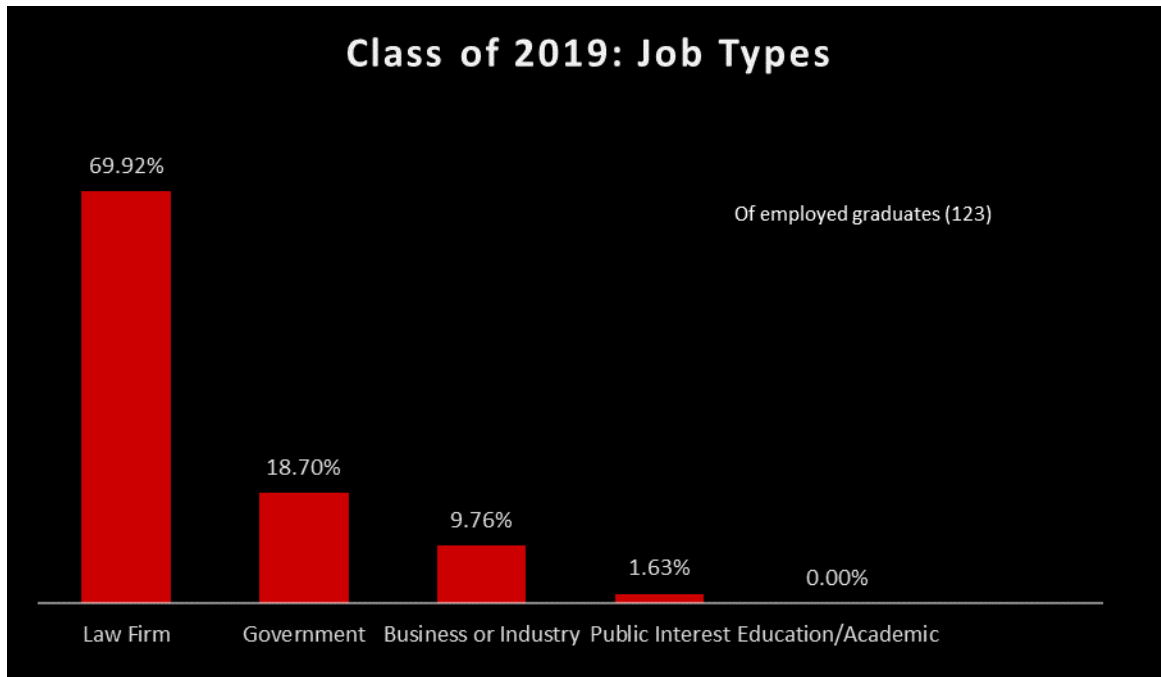
Texas Tech Law Class of 2019 Employment by Education Required



Texas Tech Law Class of 2019 Employment Status Job Term and Condition



Texas Tech Law Class of 2019 Job Types



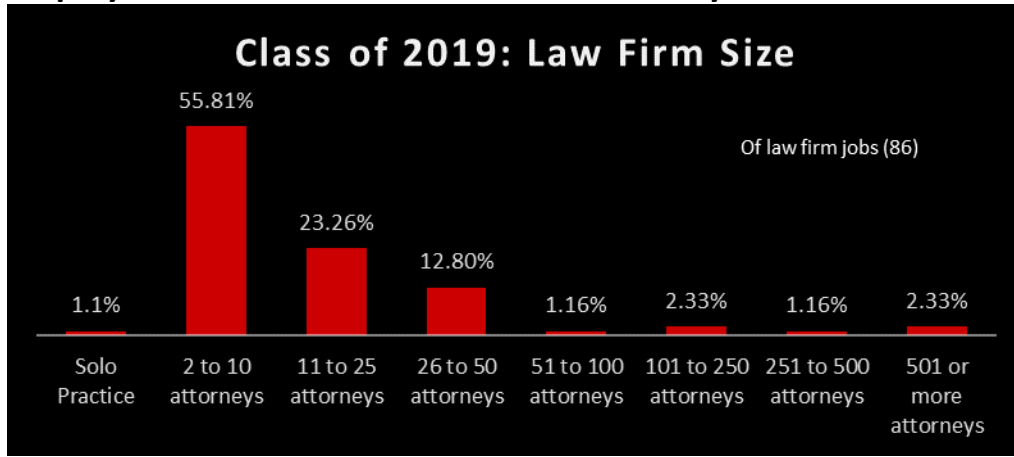
Texas Tech Law Class of 2019 Employment Salary Information by Job Type

Texas Tech Law Class of 2019 Employment Salary Information by Job Type								
Class of 2019: Job Types								
	Number Hired	Number w/Salary Data	Average	Minimum	25th Percentile	Median	75th Percentile	Maximum
Job Type	123	100	72,571	41,600	56,000	64,400	76,500	190,000
Law Firm	86	67	77,260	41,600	60,000	70,000	80,000	190,000
Government	23	16	57,285	43,000	55,000	56,000	61,750	70,000
Business or Industry	11	7	69,331	49,920	50,000	54,000	70,000	149,000
Public Interest	2	*	49,000	*	*	*	*	*

* Data not reported for fewer than five respondents

Texas Tech Law Class of 2019

Employment Information for Law Firm Jobs By Size of Firm



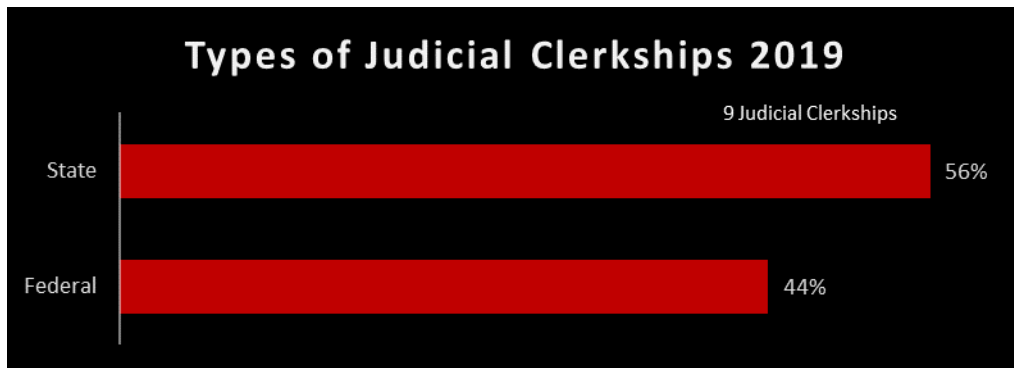
Texas Tech Law Class of 2019

Employment Salary Information for Law Firm Jobs By Size of Firm

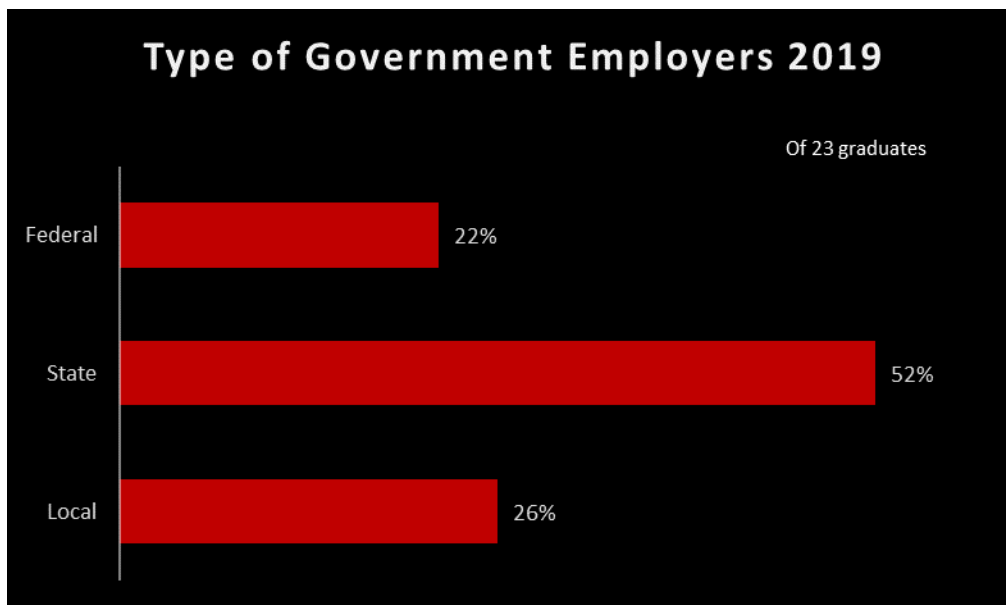
Texas Tech Law Class of 2019 Employment Salary Information									
Class of 2019: By Size of Firm									
Firm Size (Law Firm)	Number Hired	Number w/Salary Data	Average	Minimum	25th Percentile	Median	75th Percentile	Maximum	
Solo Practice	1	*	*	*	*	*	*	*	*
2 to 10 attorneys	48	33	64,227	41,600	58,800	64,000	72,000	110,000	
11 to 25 attorneys	20	20	84,800	50,000	63,250	77,500	97,500	145,000	
26 to 50 attorneys	11	9	78,444	53,000	65,000	80,000	94,000	100,000	
51 to 100 attorneys	1	*	*	*	*	*	*	*	
101 to 250 attorneys	2	*	*	*	*	*	*	*	
251 to 500 attorneys	1	*	*	*	*	*	*	*	
501 or more attorneys	2	*	*	*	*	*	*	*	

* Data not reported for fewer than five respondents

Texas Tech Law Class of 2019 Employment Information for Judicial Clerkships



Texas Tech Law Class of 2019 Employment Information for Government Employers (including judicial and military)

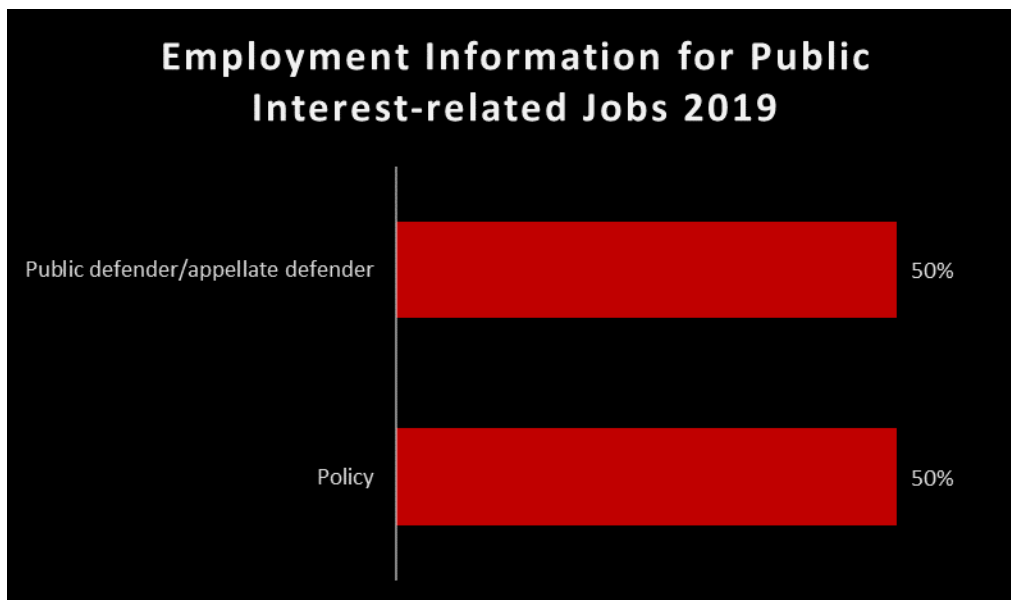


Texas Tech Law Class of 2019 Employment Salary Information for Government Employers (including judicial and military)

Texas Tech Law Class of 2019 Employment Salary Information								
Class of 2019: Government								
	Number Hired	Number w/Salary Data	Average	Minimum	25th Percentile	Median	75th Percentile	Maximum
All Government	23	16	57,285	43,000	55,000	56,000	61,750	70,000
Federal	6	2	*	*	*	*	*	*
State	12	10	54,332	43,000	52,750	56,000	57,000	60,320
Local	5	4	*	*	*	*	*	*

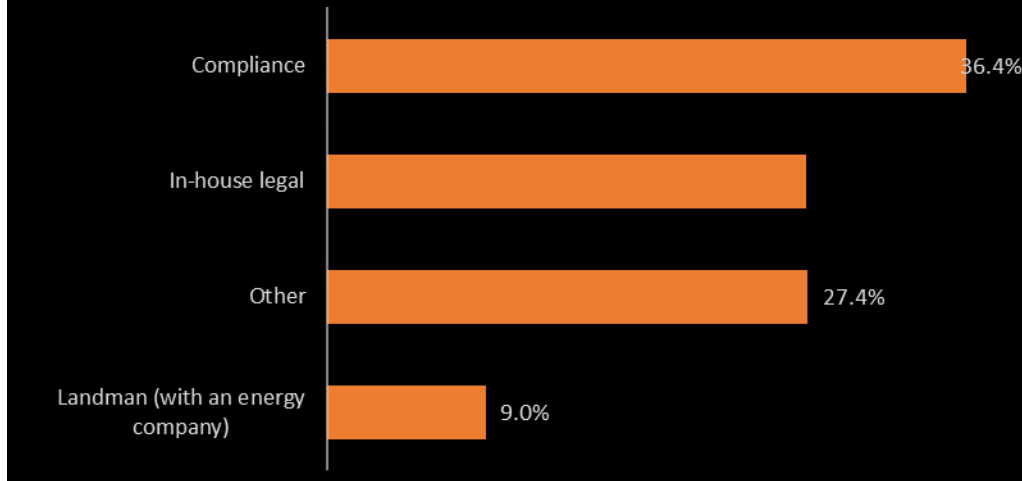
* Data not reported for fewer than five respondents

Texas Tech Law Class of 2019 Employment Information for Public Interest-related Jobs



Texas Tech Law Class of 2019 Employment Information for Business Jobs

Types of Business Jobs 2019



Notice

The data presented reflects information collected from graduates by Texas Tech University School of Law's Career & Professional Development Center and reported to the American Bar Association and National Association of Legal Professionals. The information represents composite information for the graduating class (December 2018 through August 2019) and does not predict future performance. Individual success may vary and may be affected by academic success, general economic conditions, legal market conditions, work experience, experiential study participation, career choice, job type, location and other factors.