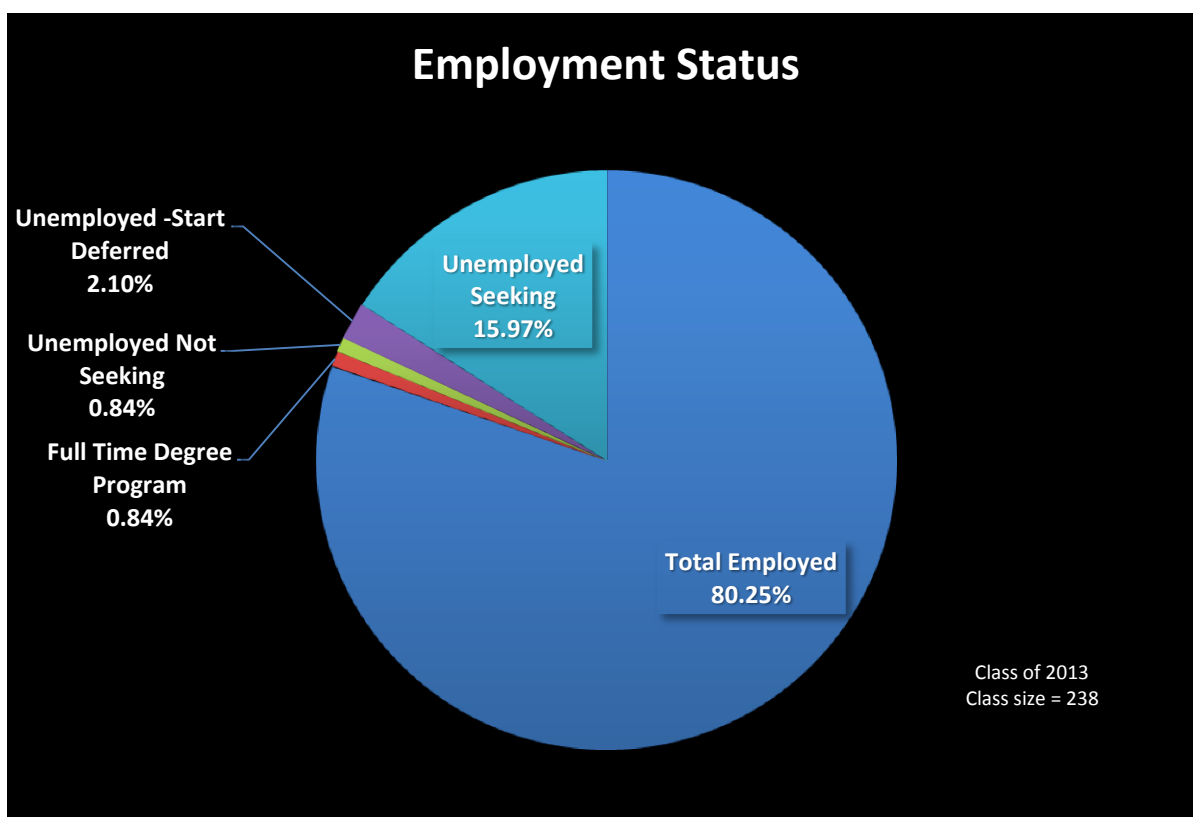


2013 Employment Data

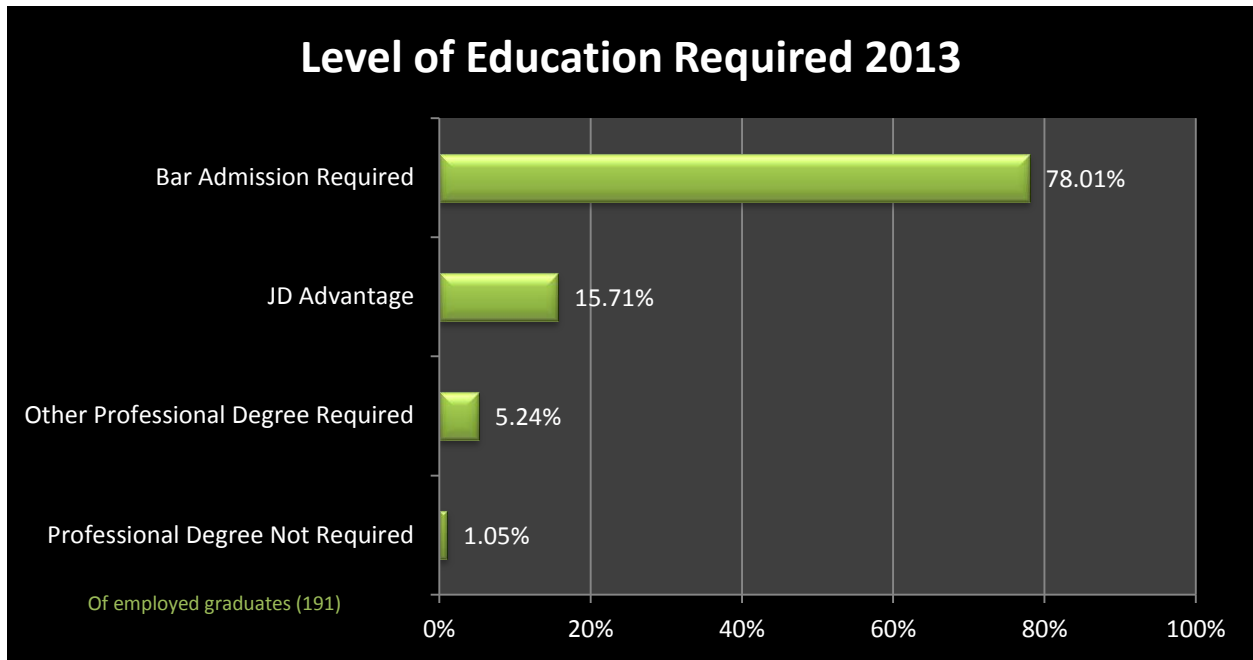
Disclaimer

The data presented reflects information collected from graduates by Texas Tech University School of Law's Career Services Center and reported to the American Bar Association and National Association of Legal Professionals. The information represents composite information for the graduating class (December 2012 through August 2013) and does not predict future performance. Individual success may vary and may be affected by academic success, general economic conditions, legal market conditions, work experience, experiential study participation, career choice, job type, location and other factors.

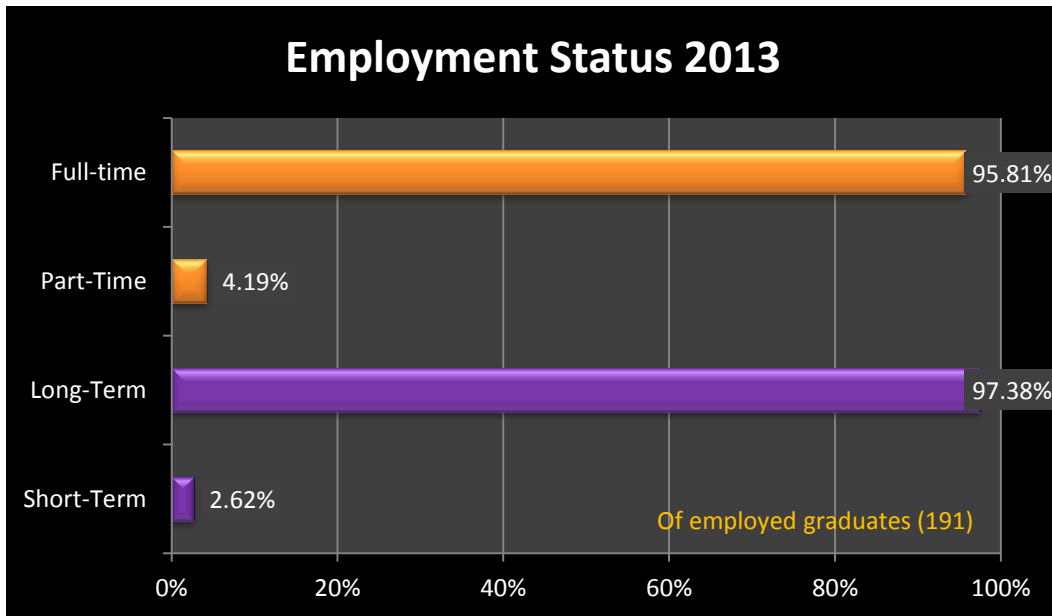
Texas Tech Law Class of 2013 Employment Status nine months after graduation (as of February 15, 2014)



Texas Tech Law Class of 2013 Employment by Education Required



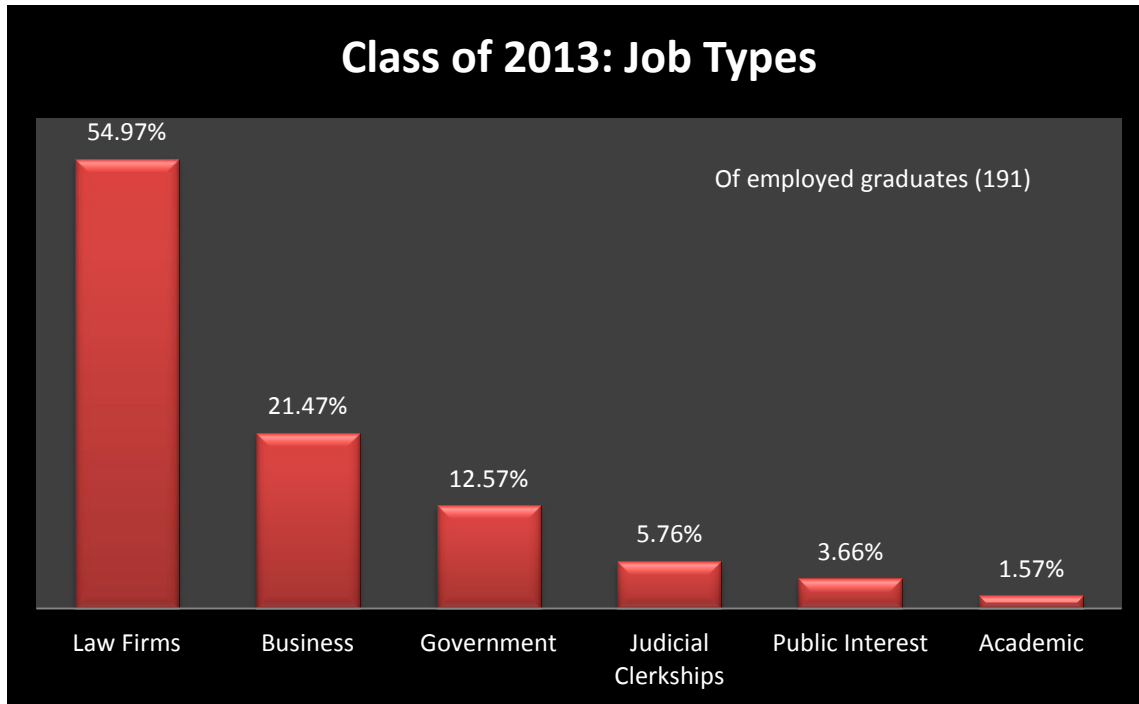
Texas Tech Law Class of 2013 Employment Status Job Term and Condition



Texas Tech Law Class of 2013 Fellowships

Of Employed - University/Law School Funded Short Term Positions 0

Texas Tech Law Class of 2013 Job Types



Texas Tech Law Class of 2013 Employment Salary Information by Job Type

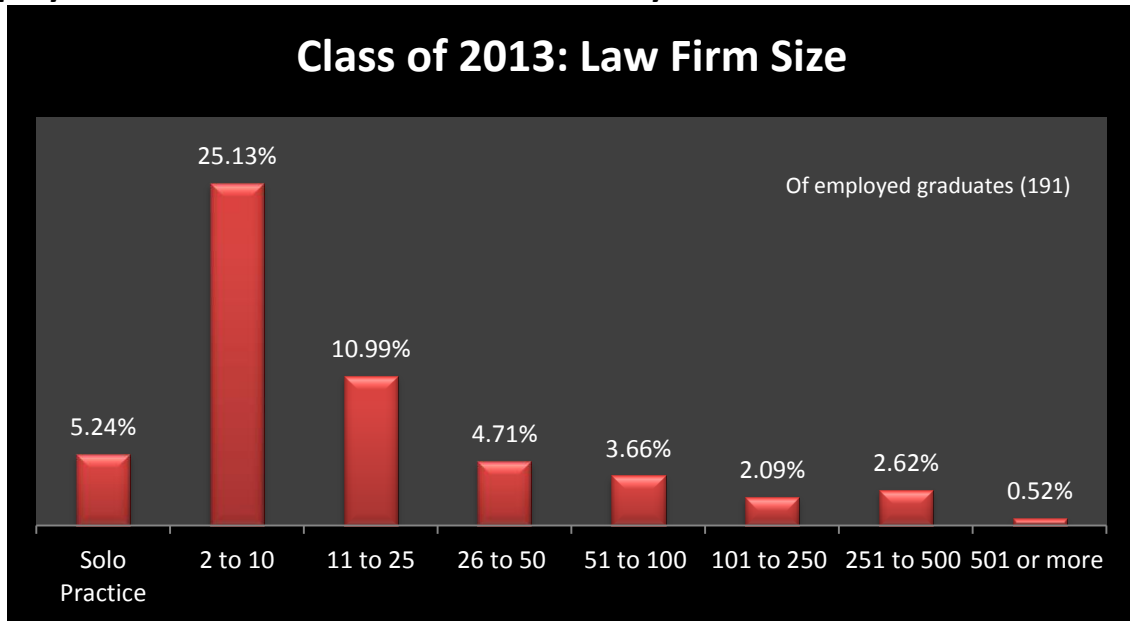
Texas Tech Law Class of 2013 Employment Salary Information By Job Type

	Number of Graduates Hired	Number w/Salary Data	Average	Minimum	25th Percentile	Median	75th Percentile	Maximum
Law Firm	105	67	\$75,839	\$26,000	\$52,000	\$67,500	\$87,000	\$160,000
Business	41	32	\$69,922	\$50,000	\$55,250	\$63,750	\$79,500	\$150,000
Government	35	30	\$56,371	\$40,000	\$50,522	\$57,404	\$60,170	\$72,096
Public Interest	7	6	\$49,500	\$46,000	\$46,000	\$49,000	\$52,750	\$55,000
Academic	3	2	\$45,600	\$31,200	\$0	\$0	\$0	\$60,000

Texas Tech Law Class of 2013 Employment Geography

<i>State</i>	<i>City</i>	<i>Number of Jobs</i>
CA	San Francisco	1
CA	Stockton	1
FL	Winter Park	1
IL	Chicago	1
KS	Topeka	1
MD	Andrews AFB	1
NV	Sparks	1
NM	Albuquerque	1
NM	Clovis	2
NM	Deming	1
NM	Hobbs	1
NM	Roswell	1
TX	Abilene	2
TX	Amarillo	2
TX	Austin/Round Rock	12
TX	Corpus Christi/Victoria	5
TX	Dallas/Coppell/Garland/Richardson/Rockwall/Waxahachie	30
TX	Denton	2
TX	Dumas	1
TX	Edinburg/McAllen	3
TX	El Paso	5
TX	Fort Worth/Arlington/Southlake	14
TX	Beaumont	1
TX	Big Spring	1
TX	Bryan/College Station/Franklin	1
TX	Houston/Conroe/TheWoodlands/Galveston	20
TX	Killeen/Lampasas	3
TX	Laredo	1
TX	Lubbock	26
TX	Midland/Odessa	16
TX	Plano/McKinney	5
TX	San Angelo	2
TX	San Antonio/Boerne	13
TX	Seguin	1
TX	Texarkana	1
TX	Tyler/Longview	3
TX	Wichita Falls	2
UT	Logan	1
UT	West Jordan	1
WA	Bellevue	1
WA	Redmond	1
WV	Bridgeport	1
Korea	Seoul	1

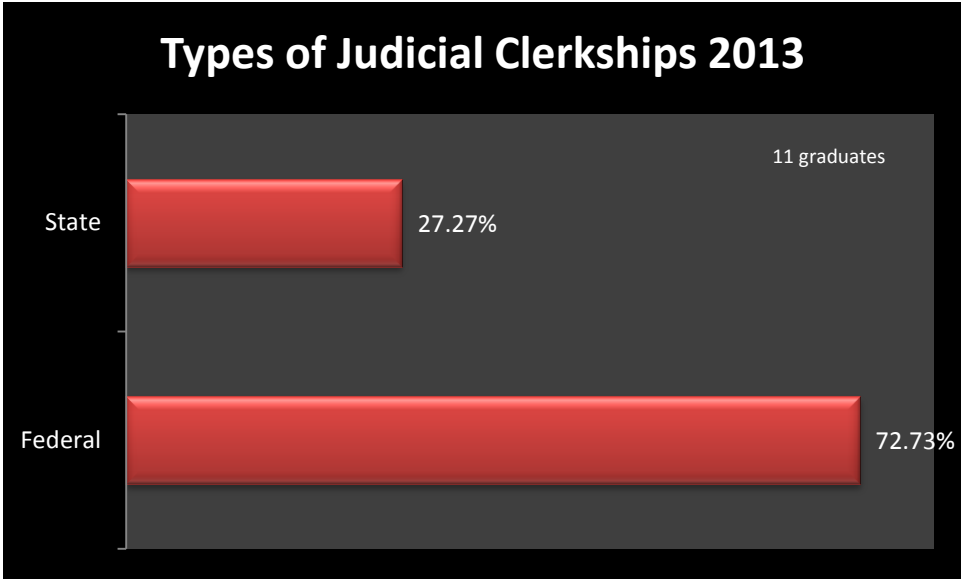
Texas Tech Law Class of 2013
Employment Information for Law Firm Jobs By Size of Firm



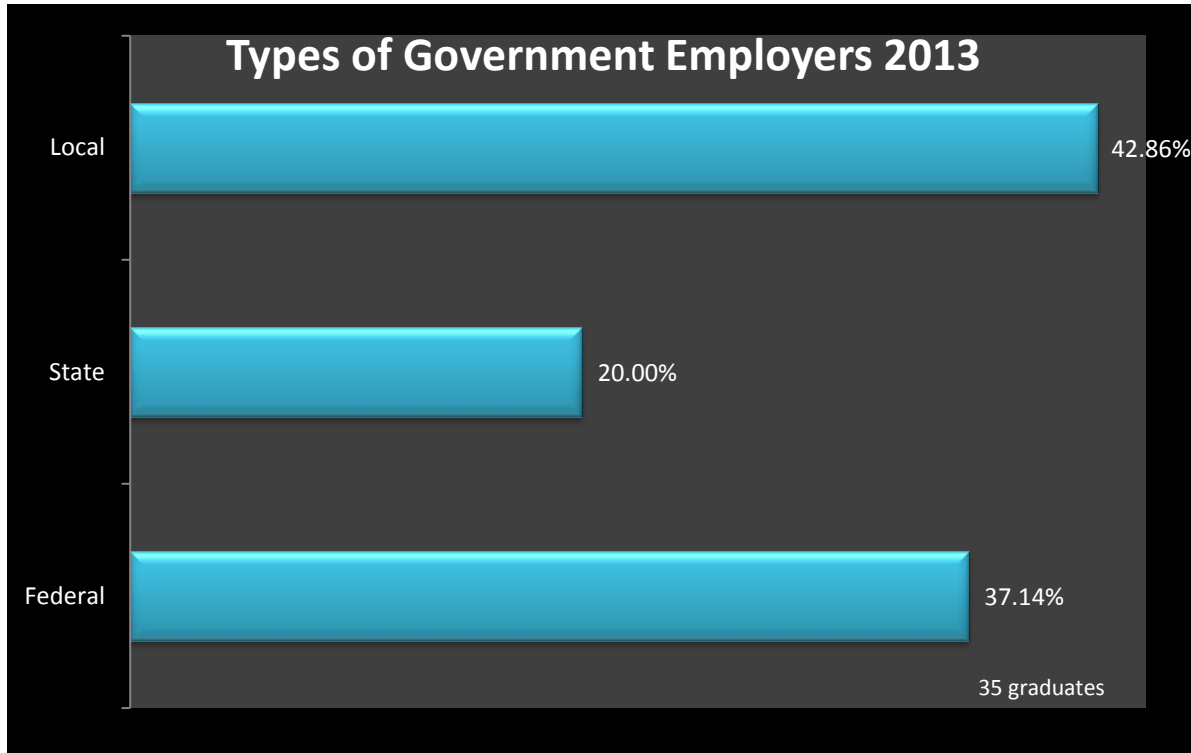
Texas Tech Law Class of 2013
Employment Salary Information for Law Firm Jobs By Size of Firm

	Number of Graduates Hired	Number w/Salary Data	Average	Minimum	25th Percentile	Median	75th Percentile	Maximum
Solo Practice	10	0	0	0	0	0	0	0
2 to 10 attorneys	48	31	\$57,748	\$26,000	\$42,500	\$60,000	\$65,000	\$120,000
11 to 25 attorneys	21	16	\$73,938	\$50,000	\$60,000	\$67,500	\$85,000	\$135,000
26 to 50 attorneys	9	7	\$74,429	\$45,000	\$69,000	\$75,000	\$85,000	\$100,000
51 to 100 attorneys	7	3	\$95,667	\$75,000	0	\$87,000	0	\$125,000
101 to 250 attorneys	4	4	\$107,500	\$90,000	0	\$110,000	0	\$120,000
251 to 500 attorneys	5	5	\$142,000	\$70,000	\$115,000	\$160,000	\$160,000	\$160,000
501 or more attorneys	1	1	\$160,000	\$160,000	0	0	0	\$160,000

Texas Tech Law Class of 2013 Employment Information for Judicial Clerkships



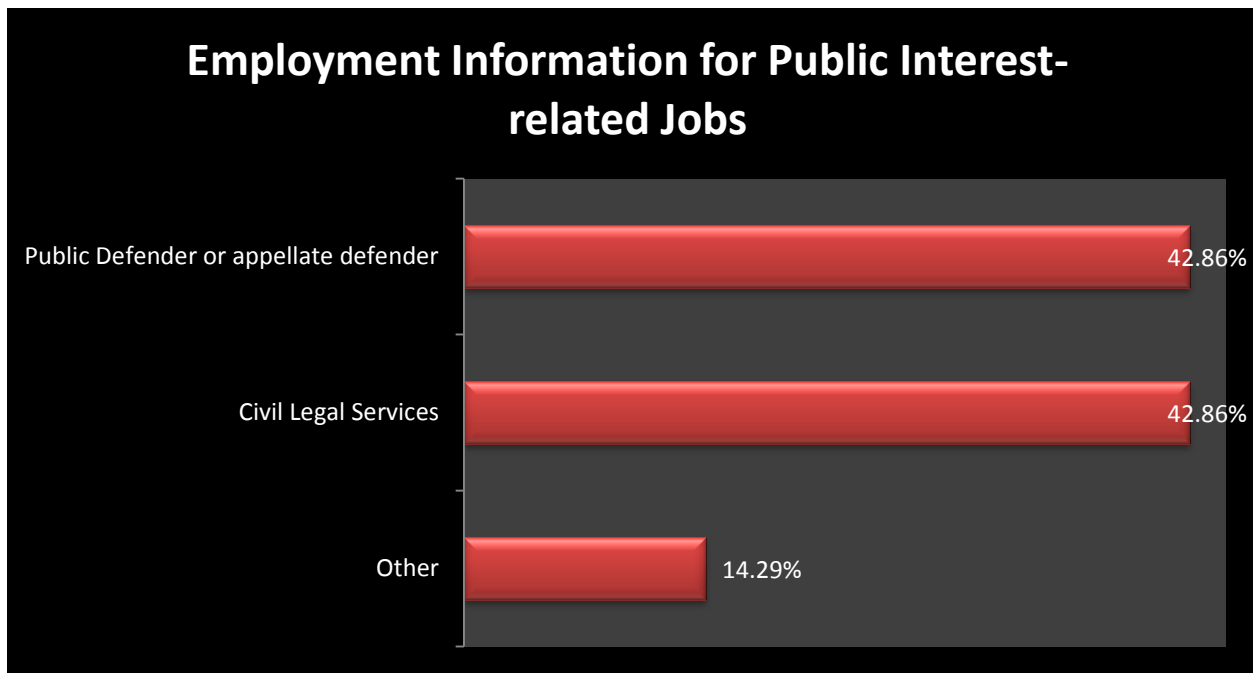
Texas Tech Law Class of 2013 Employment Information for Government Employers (including judicial and military)



Texas Tech Law Class of 2013 Employment Salary Information for Government Employers (including judicial and military)

	Number of Graduates Hired	Number w/Salary Data	Average	Minimum	25th Percentile	Median	75th Percentile	Maximum
Federal	13	12	\$59,047	\$50,287	\$57,402	\$57,640	\$60,511	\$72,096
State	7	7	\$51,943	\$48,000	\$50,000	\$50,600	\$56,000	\$58,000
Local	15	11	\$56,270	\$40,000	\$49,500	\$56,000	\$65,470	\$68,000

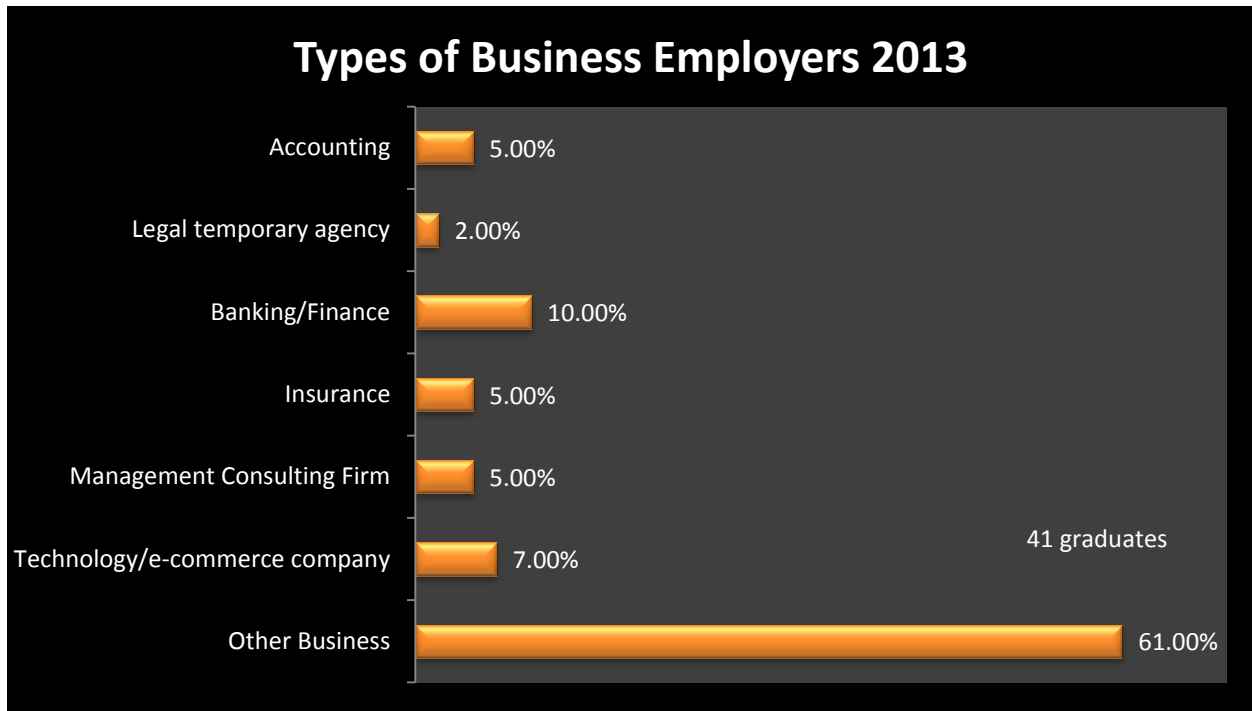
**Texas Tech Law Class of 2013 Employment
Information for Public Interest-related Jobs**



**Texas Tech Law Class of 2013 Employment Salary Information for Public
Interest-related Jobs**

	Number of Graduates Hired	Number w/Salary Data	Average	Minimum	25th Percentile	Median	75th Percentile	Maximum
Civil Legal Services	3	3	46000	46000	0	46000	0	46000
Public Defender or Appellate Defender	3	3	53000	52000	0	52000	0	55000
Other	1	0	0	0	0	0	0	0

Texas Tech Law Class of 2013 Employment Information for Business Employers



Texas Tech Law Class of 2013 Employment Salary Information for Business Employers

	Number of Graduates Hired	Number w/Salary Data	Average	Minimum	25th Percentile	Median	75th Percentile	Maximum
All Business & Industry	41	32	\$69,922	\$50,000	\$55,250	\$63,750	\$79,500	\$150,000
Accounting	2	2	\$75,000	\$54,000	0	0	0	\$96,000
Legal temporary agency	1	1	\$55,000	\$55,000	0	0	0	\$55,000
Banking/Finance	5	4	\$60,000	\$55,000	0	\$60,000	0	\$65,000
Insurance	3	2	\$62,500	\$55,000	0	0	0	\$70,000
Management Consulting Firm	2	2	\$56,000	\$52,000	0	0	0	\$60,000
Technology/e-commerce company	3	3	\$82,500	\$62,500	0	\$85,000	0	\$100,000
Other Business	25	18	\$72,667	\$50,000	\$56,000	\$70,000	\$80,000	\$150,000

Disclaimer

The data presented reflects information collected from graduates by Texas Tech University School of Law's Career Services Center and reported to the American Bar Association and National Association of Legal Professionals. The information represents composite information for the graduating class (December 2012 through August 2013) and does not predict future performance. Individual success may vary and may be affected by academic success, general economic conditions, legal market conditions, work experience, experiential study participation, career choice, job type, location and other factors.