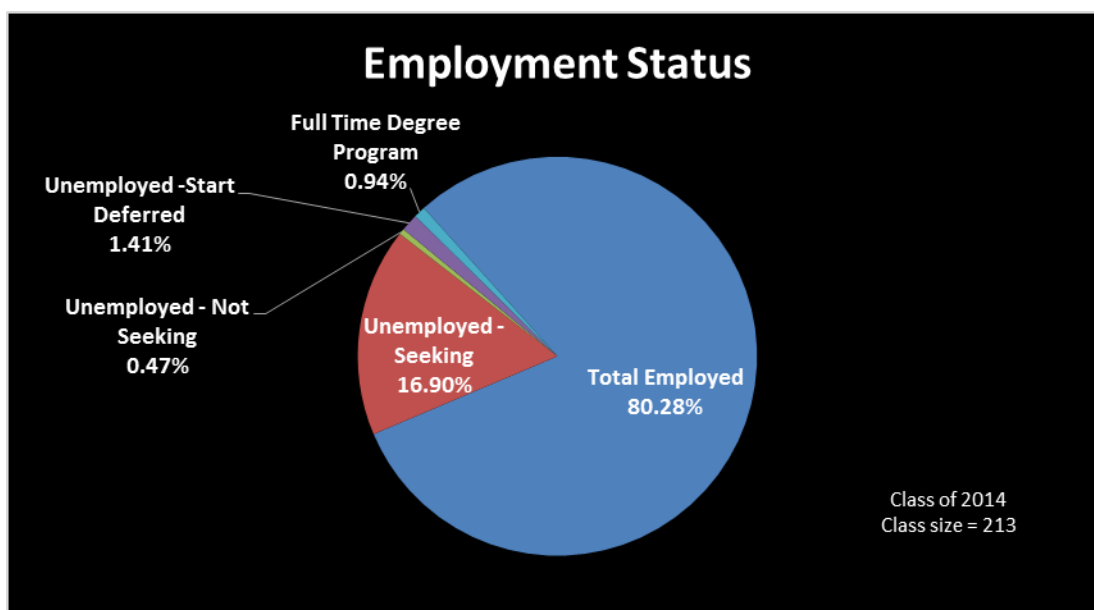


2014 Employment Data

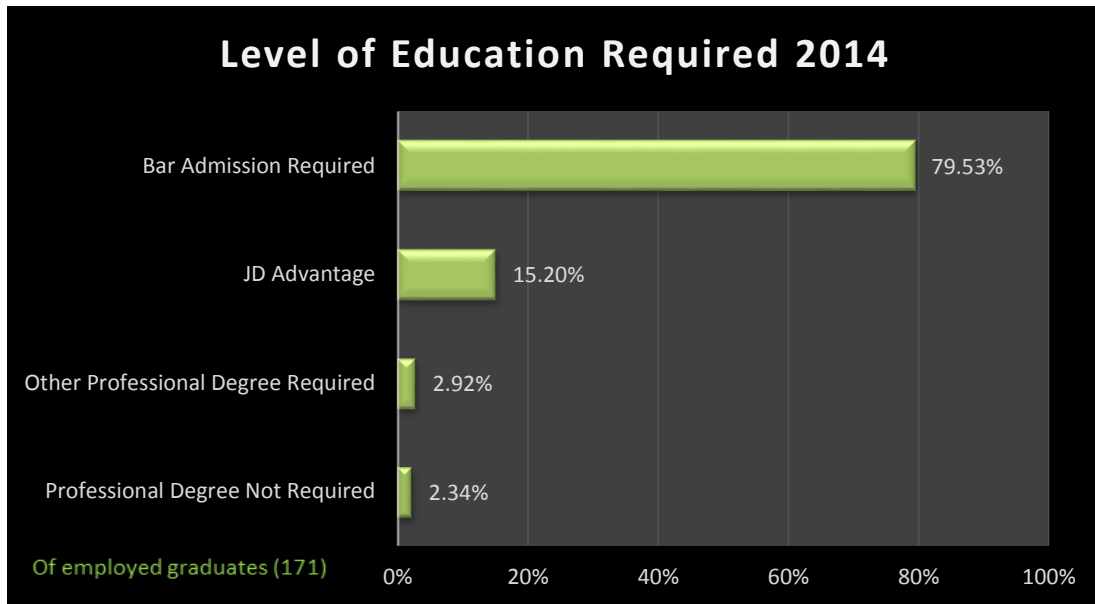
Disclaimer

The data presented reflects information collected from graduates by Texas Tech University School of Law's Career Services Center and reported to the American Bar Association and National Association of Legal Professionals. The information represents composite information for the graduating class (December 2013 through August 2014) and does not predict future performance. Individual success may vary and may be affected by academic success, general economic conditions, legal market conditions, work experience, experiential study participation, career choice, job type, location and other factors.

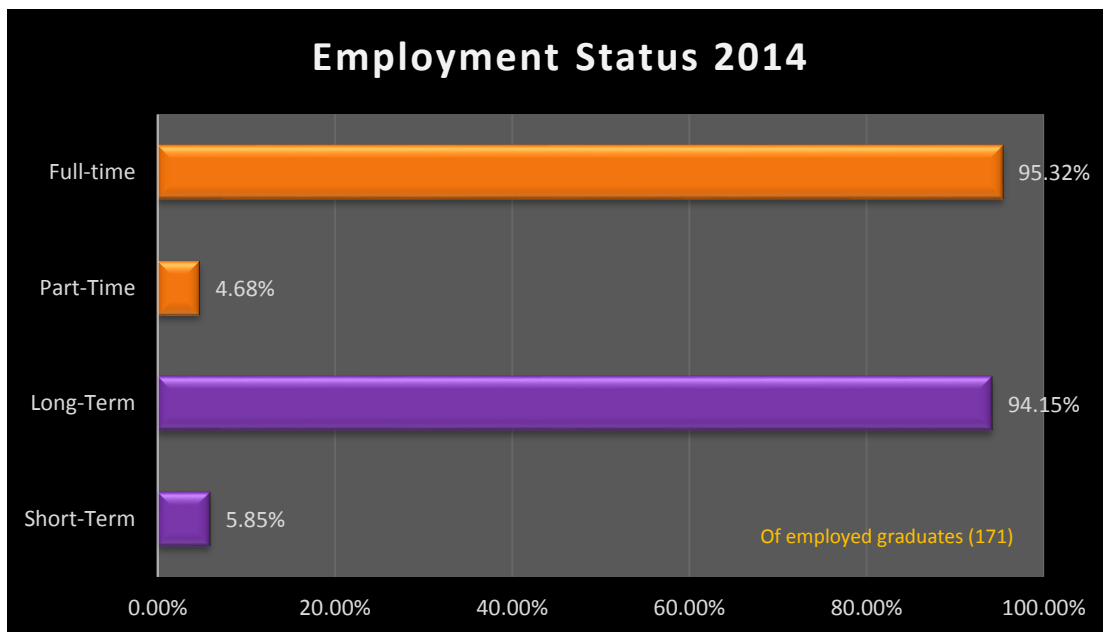
Texas Tech Law Class of 2014 Employment Status ten months after graduation (as of March 15, 2015)



Texas Tech Law Class of 2014 Employment by Education Required



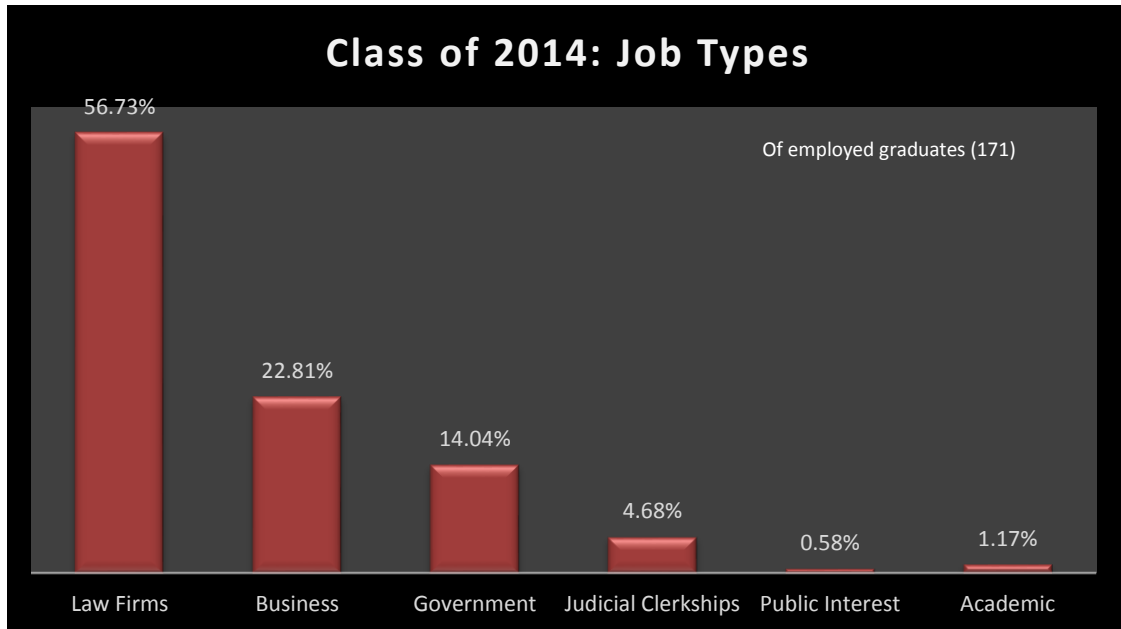
Texas Tech Law Class of 2014 Employment Status Job Term and Condition



Texas Tech Law Class of 2014 Fellowships

Of Employed - University/Law School Funded Short Term Positions 0

Texas Tech Law Class of 2014 Job Types



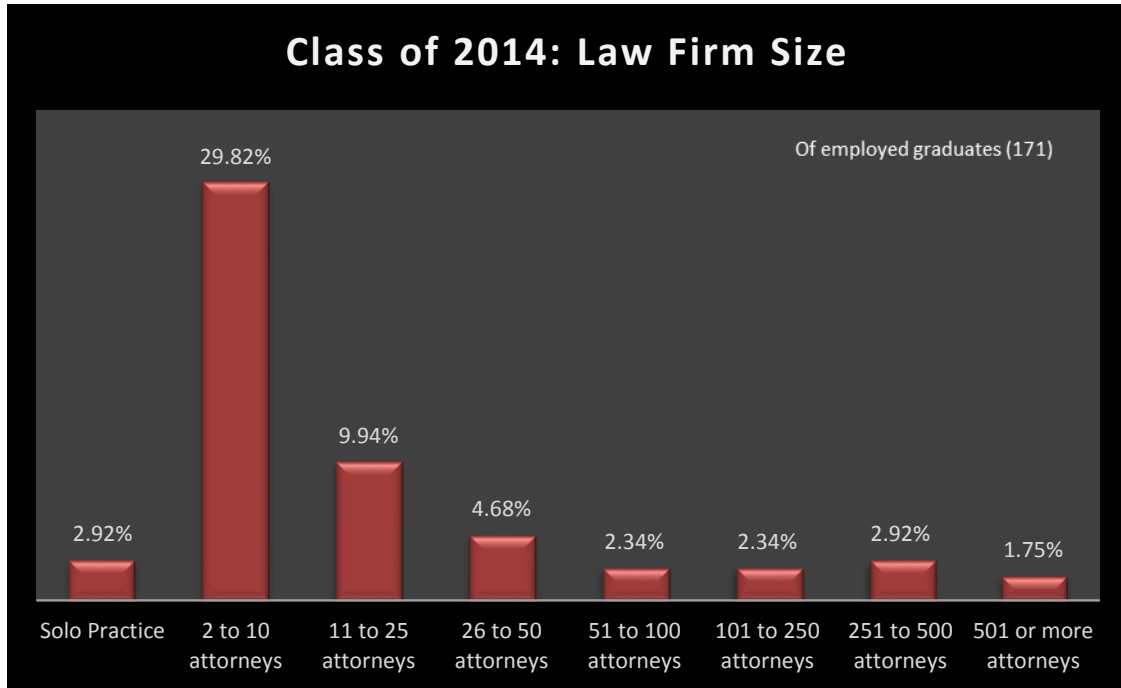
Texas Tech Law Class of 2014 Employment Salary Information by Job Type

Texas Tech Law Class of 2014 Employment Salary Information By Job Type								
Class of 2014: Job Types								
	Number Hired	Number w/Salary Data	Average	Minimum	25th Percentile	Median	75th Percentile	Maximum
Job Type	171	123	69,776	10,000	50,000	60,000	80,000	160,000
Law Firm	97	65	79,861	37,440	56,500	70,000	86,500	160,000
Business or Industry	39	28	65,023	10,000	50,250	63,500	79,500	125,000
Government	32	28	52,995	31,800	45,625	50,000	57,550	80,000
Public Interest	1	1	-	-	-	-	-	-
Academic	2	1	-	-	-	-	-	-

Texas Tech Law Class of 2014 Employment Geography

State	City	# of Jobs
CA	Culistoga	1
CO	Colorado Springs	1
CO	Denver	1
HI	Schoffield Barracks	1
IL	Naperville	1
MO	St. Louis	1
NM	Albuquerque	6
NM	Carlsbad	1
NM	Clovis	1
OK	Tulsa	1
PA	Pittsburg	1
TX	Abilene/Eastland	9
TX	Amarillo/Canyon/Dumas	4
TX	Austin/Dripping Springs	21
TX	Beaumont/Kountze	4
TX	Brownsville/McAllen	3
TX	Corpus Christi	4
TX	Dallas/Carrollton/Denton/Irving/Lewisville/Plano/Sherman/Richardson	28
TX	El Paso	2
TX	Fort Worth/Burleson/Cleburne/Colleyville	19
TX	Houston	13
TX	Laredo	1
TX	Lubbock/Plainview	14
TX	Mason	1
TX	Midland/Odessa	18
TX	San Antonio	5
TX	Temple/Harker Heights	2
TX	Waco	2
TX	Wichita Falls	3
UT	Salt Lake City area	1
Spain	Barcelona	1

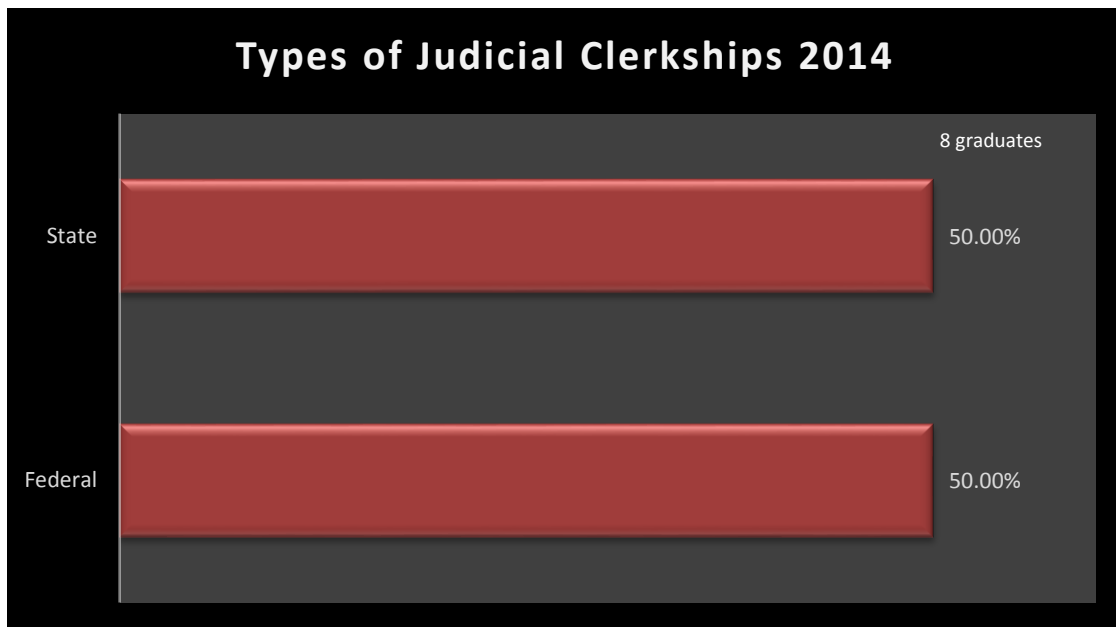
**Texas Tech Law Class of 2014
Employment Information for Law Firm Jobs By Size of Firm**



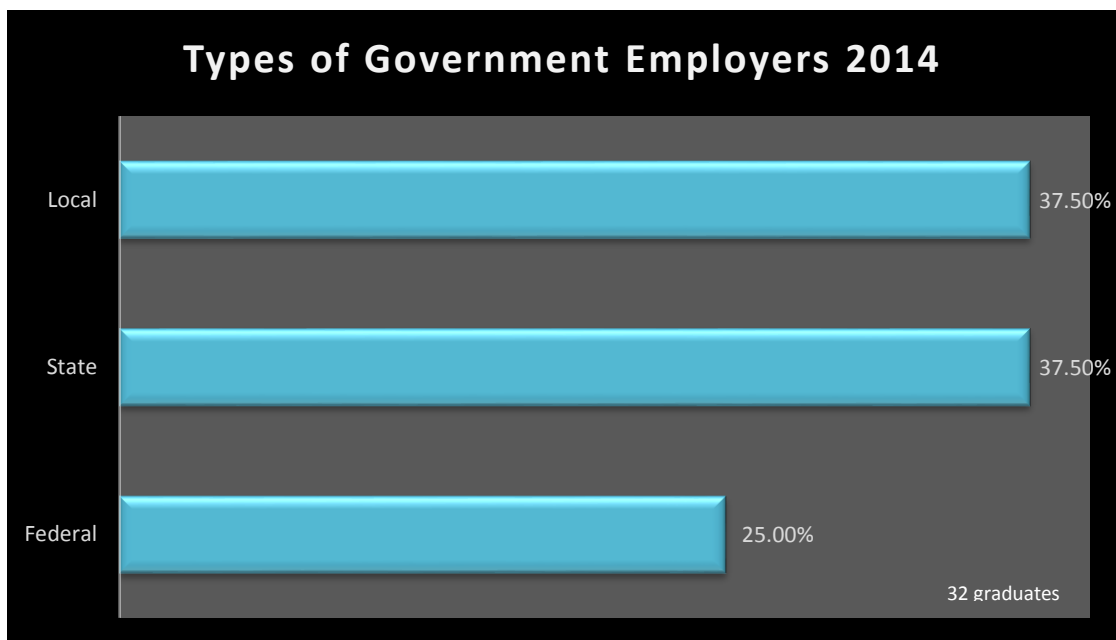
**Texas Tech Law Class of 2014
Employment Salary Information for Law Firm Jobs By Size of Firm**

Texas Tech Law Class of 2014 Employment Salary Information for Law Firm Jobs								
By Size of Firm								
	Number Hired	Number w/Salary Data	Average	Minimum	25th Percentile	Median	75th Percentile	Maximum
Solo Practice	5	0						
2 to 10 attorneys	51	29	59,791	37,440	45,000	58,000	70,000	120,000
11 to 25 attorneys	17	15	76,067	50,000	62,000	75,000	85,000	135,000
26 to 50 attorneys	8	8	81,000	50,000	70,000	84,000	97,500	100,000
51 to 100 attorneys	4	3	133,333	115,000		140,000		145,000
101 to 250 attorneys	4	3	121,667	85,000		140,000		140,000
251 to 500 attorneys	5	4	154,500	138,000		160,000		160,000
501 or more attorneys	3	3	95,000	65,000		75,000		145,000

Texas Tech Law Class of 2014 Employment Information for Judicial Clerkships



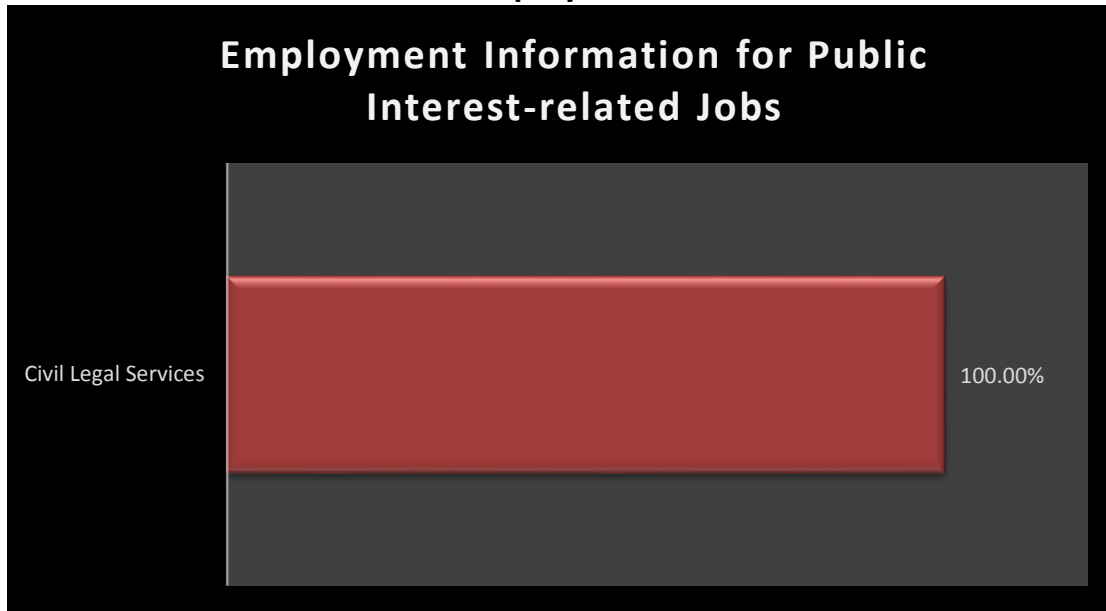
Texas Tech Law Class of 2014 Employment Information for Government Employers (including judicial and military)



Texas Tech Law Class of 2014 Employment Salary Information for Government Employers (including judicial and military)

Texas Tech Law Class of 2014 Employment Salary Information for Government Jobs								
	Number Hired	Number w/Salary Data	Average	Minimum	25th Percentile	Median	75th Percentile	Maximum
Judicial Clerkship	8	8	52,300	46,000	48,500	50,000	57,300	60,000
Judicial - other (non-cle	1	1	-	-	-	-	-	-
Military JAG Corps (any	2	1	-	-	-	-	-	-
Prosecutor	13	11	53,918	40,000	46,000	52,000	57,600	80,000
Other administrative ag	2	2	47,500	45,000	0	0	0	50,000
Legislative	4	4	39,450	31,800	0	40,500	0	45,000
Public Defender	1	-	-	-	-	-	-	-

Texas Tech Law Class of 2014 Employment

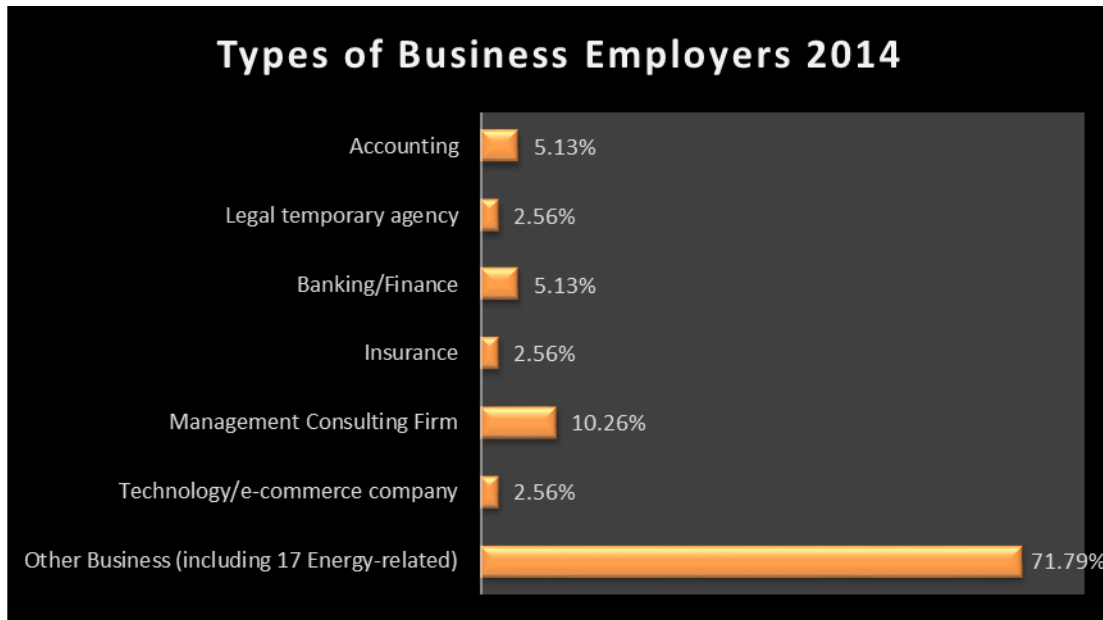


Information for Public Interest-related Jobs

Texas Tech Law Class of 2014 Employment Salary Information for Public Interest-related Jobs

Texas Tech Law Class of 2014 Employment Salary Information for Public Interest Jobs								
	Number Hired	Number w/Salary Data	Average	Minimum	25th Percentile	Median	75th Percentile	Maximum
Civil legal services	1	1	-	-	-	-	-	-

Texas Tech Law Class of 2014 Employment Information for Business Employers



Texas Tech Law Class of 2014 Employment Salary Information for Business Employers

Texas Tech Law Class of 2014 Employment Salary Information for Business & Industry Jobs								
	Number Hired	Number w/Salary Data	Average	Minimum	25th Percentile	Median	75th Percentile	Maximum
Temporary attorney work	1	1	-	-	-	-	-	-
In-house legal	10	7	86,329	55,000	67,500	80,000	107,000	125,000
Management	3	2	62,500	45,000				80,000
Business dev./sales/mkt	2	1	-	-	-	-	-	-
Consulting	4	4	54,400	47,300		49,150		72,000
Self-employed	5	4	54,688	50,000		55,125		58,500
Other	14	9	65,556	35,000	55,000	67,500	76,500	90,000

Disclaimer

The data presented reflects information collected from graduates by Texas Tech University School of Law's Career Services Center and reported to the American Bar Association and National Association of Legal Professionals. The information represents composite information for the graduating class (December 2013 through August 2014) and does not predict future performance. Individual success may vary and may be affected by academic success, general economic conditions, legal market conditions, work experience, experiential study participation, career choice, job type, location and other factors.