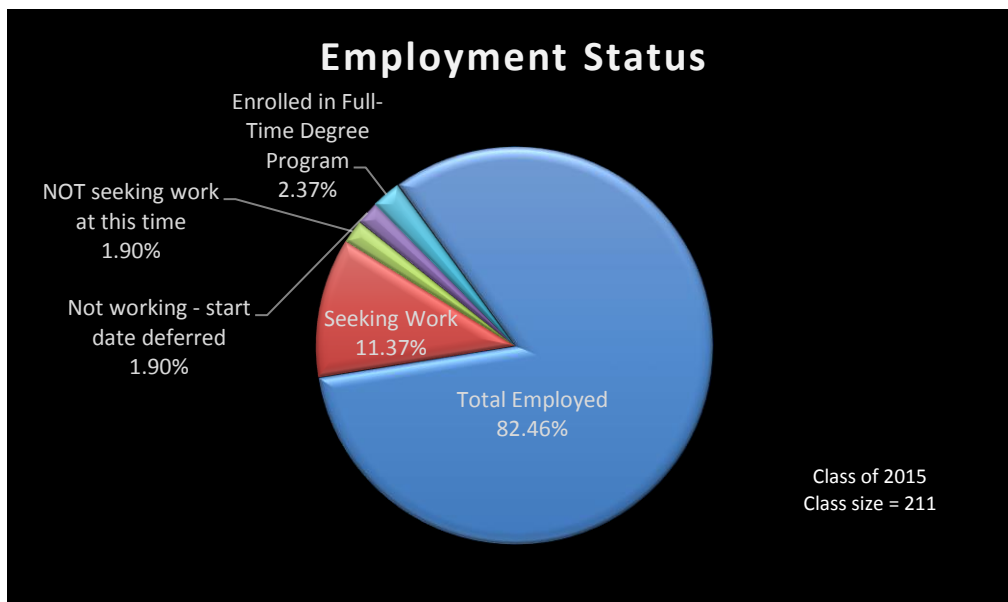


## Class of 2015 Employment Data

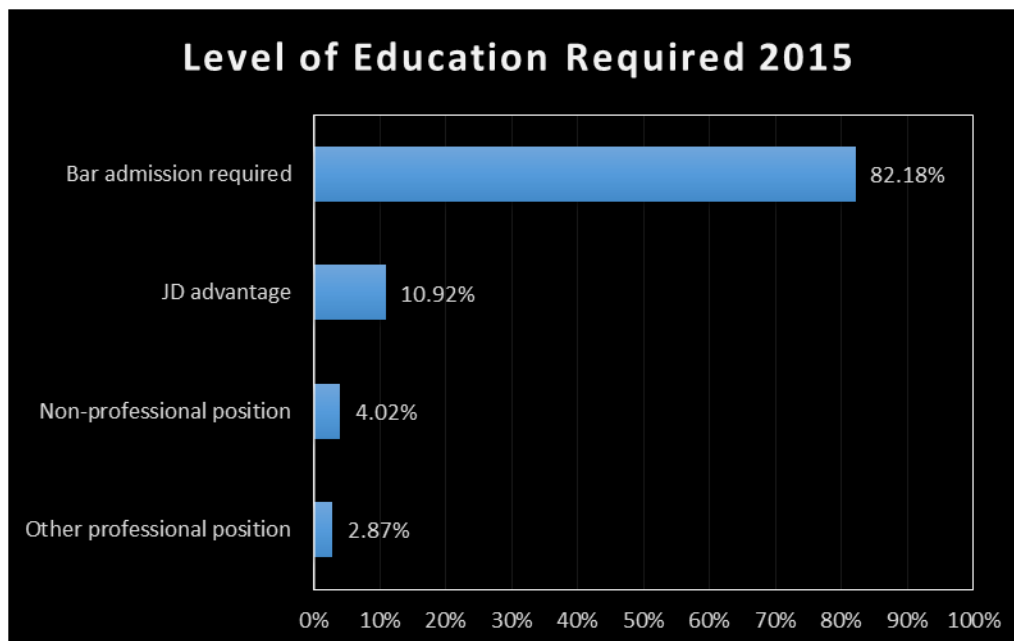
### Notice

The data presented reflects information collected from graduates by Texas Tech University School of Law's Career Services Center and reported to the American Bar Association and National Association of Legal Professionals. The information represents composite information for the graduating class (December 2014 through August 2015) and does not predict future performance. Individual success may vary and may be affected by academic success, general economic conditions, legal market conditions, work experience, experiential study participation, career choice, job type, location and other factors.

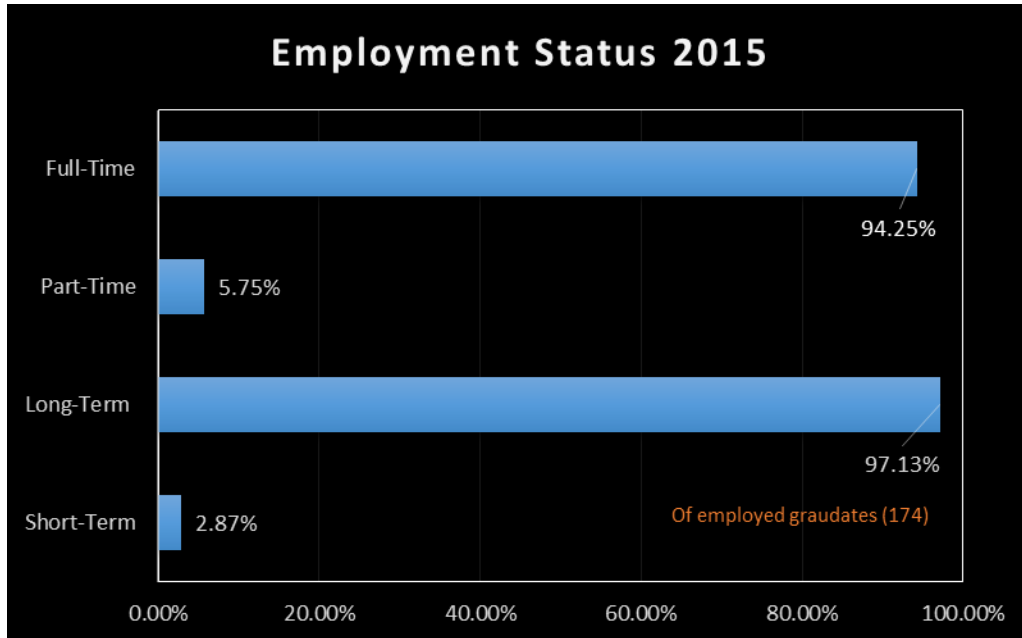
## Texas Tech Law Class of 2015 Employment Status ten months after graduation (as of March 15, 2016)



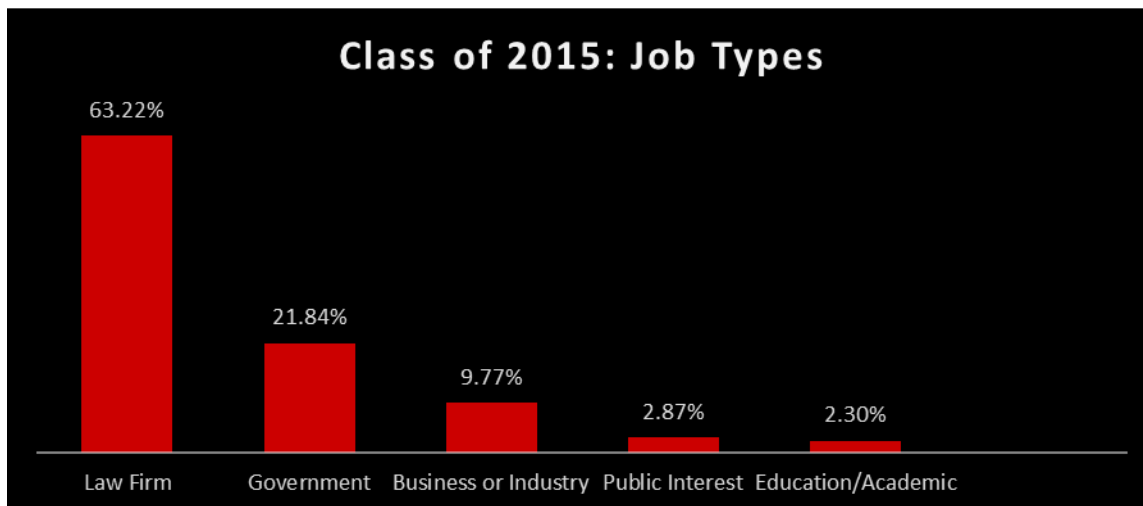
## Texas Tech Law Class of 2015 Employment by Education Required



## Texas Tech Law Class of 2015 Employment Status Job Term and Condition



## Texas Tech Law Class of 2015 Job Types



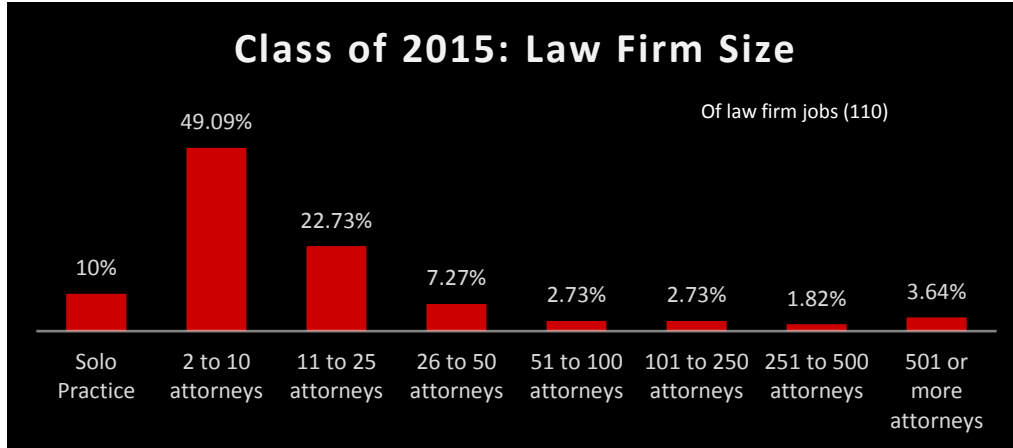
## Texas Tech Law Class of 2015 Employment Salary Information by Job Type

| Texas Tech Law Class of 2015 Employment Salary Information by Job Type |              |                      |         |         |                 |        |                 |         |
|--|--------------|----------------------|---------|---------|-----------------|--------|-----------------|---------|
| Class of 2015: Job Types   |              |                      |         |         |                 |        |                 |         |
|  | Number Hired | Number w/Salary Data | Average | Minimum | 25th Percentile | Median | 75th Percentile | Maximum |
| Job Type   | 174          | 108                  | 69,149  | 24,000  | 51,241          | 60,000 | 75,750          | 160,000 |
| Law Firm   | 110          | 69                   | 75,199  | 24,000  | 55,000          | 70,000 | 85,000          | 160,000 |
| Government   | 38           | 27                   | 55,933  | 43,000  | 51,118          | 57,000 | 59,000          | 85,500  |
| Business or Industry   | 17           | 8                    | 73,000  | 42,000  | 50,500          | 76,500 | 94,750          | 100,000 |
| Public Interest  | 5            | 3                    | 45,067  | 36,200  | -               | 45,000 | -               | 54,000  |
| Education/Academic   | 4            | 1                    | -       | -       | -               | -      | -               | -       |

**Texas Tech Law Class of 2015 Employment Geography**

| Employer City/State | Number |
|---------------------|--------|
| Mobile, AL          | 1      |
| Tucson, AZ          | 2      |
| Rancho Cordova, CA  | 1      |
| Denver, CO          | 1      |
| Greeley, CO         | 1      |
| Washington, DC      | 1      |
| Tampa, FL           | 1      |
| Artesia, NM         | 1      |
| Clovis, NM          | 1      |
| Roswell, NM         | 3      |
| Santa Fe, NM        | 1      |
| Oklahoma City, OK   | 1      |
| Springfield, OR     | 1      |
| Abilene, TX         | 3      |
| Amarillo, TX        | 2      |
| Andrews, TX         | 1      |
| Arlington, TX       | 1      |
| Austin, TX          | 19     |
| Beaumont, TX        | 3      |
| Benbrook, TX        | 2      |
| Borger, TX          | 1      |
| Cleburne, TX        | 1      |
| Conroe, TX          | 1      |
| Corpus Christi, TX  | 4      |
| Dallas, TX          | 24     |
| Denton, TX          | 2      |
| El Paso, TX         | 4      |
| Fort Worth, TX      | 6      |
| Garland, TX         | 1      |
| Gatesville, TX      | 1      |
| Georgetown, TX      | 1      |
| Houston, TX         | 21     |
| Jasper, TX          | 1      |
| Killeen, TX         | 2      |
| Lubbock, TX         | 26     |
| Marble Falls, TX    | 1      |
| McAllen, TX         | 1      |
| McKinney, TX        | 1      |
| Midland, TX         | 4      |
| Murchison, TX       | 1      |
| Nacogdoches, TX     | 1      |
| Plano, TX           | 1      |
| Richmond, TX        | 1      |
| Rio Grande City, TX | 1      |
| Rockwall, TX        | 1      |
| San Angelo, TX      | 1      |
| San Antonio, TX     | 9      |
| San Marcos, TX      | 1      |
| Southlake, TX       | 1      |
| Tyler, TX           | 1      |
| Wellington, TX      | 1      |
| Weslaco, TX         | 1      |

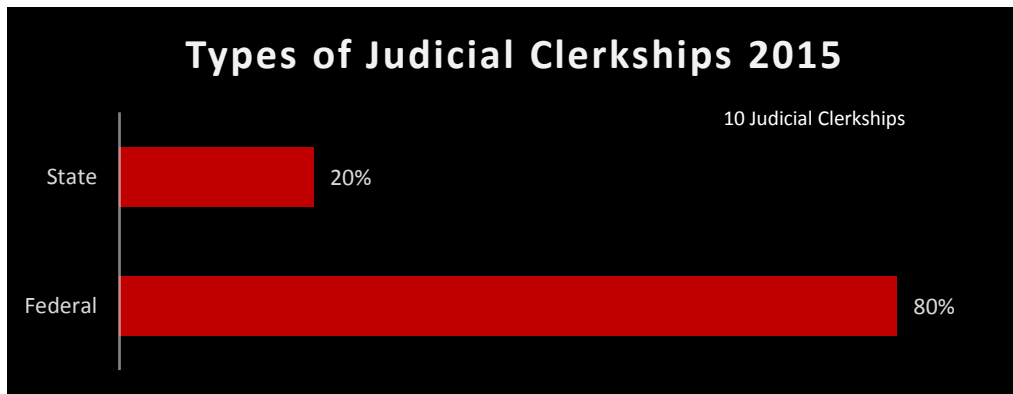
**Texas Tech Law Class of 2015  
Employment Information for Law Firm Jobs By Size of Firm**



**Texas Tech Law Class of 2015  
Employment Salary Information for Law Firm Jobs By Size of Firm**

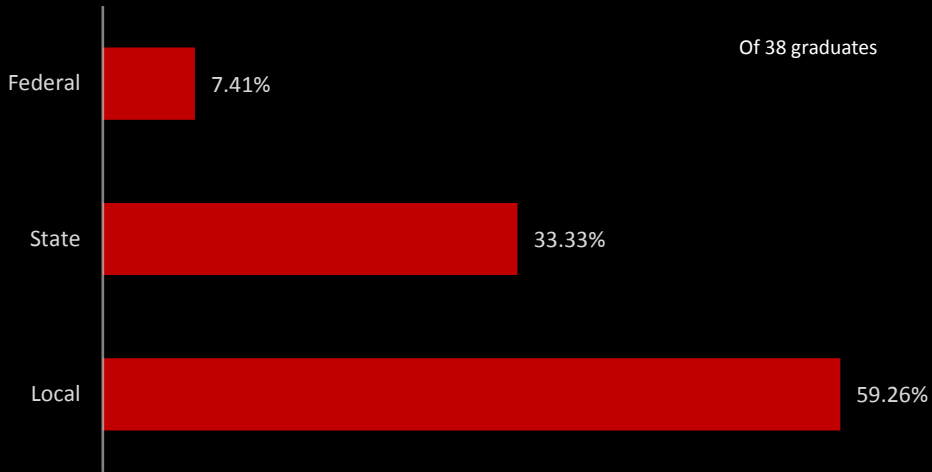
| Texas Tech Law Class of 2015 Employment Salary Information |              |                      |         |         |                 |         |                 |         |
|--|--------------|----------------------|---------|---------|-----------------|---------|-----------------|---------|
| Class of 2015: By Size of Firm                             |              |                      |         |         |                 |         |                 |         |
| Firm Size (Law Firm)                                       | Number Hired | Number w/Salary Data | Average | Minimum | 25th Percentile | Median  | 75th Percentile | Maximum |
| Firm Size (Law Firm)                                       | 110          | 69                   | 75,199  | 24,000  | 55,000          | 70,000  | 85,000          | 160,000 |
| Solo Practice  | 11           |                      |         |         |                 |         |                 |         |
| 2 to 10 attorneys  | 54           | 34                   | 57,447  | 24,000  | 49,500          | 56,500  | 71,250          | 100,000 |
| 11 to 25 attorneys   | 25           | 17                   | 75,441  | 50,000  | 61,750          | 72,000  | 81,000          | 135,000 |
| 26 to 50 attorneys   | 8            | 7                    | 88,929  | 70,000  | 70,000          | 90,000  | 100,000         | 110,000 |
| 51 to 100 attorneys  | 3            | 3                    | 71,500  | 60,000  |                 | 64,500  |                 | 90,000  |
| 101 to 250 attorneys                                       | 3            | 3                    | 117,000 | 86,000  |                 | 120,000 |                 | 145,000 |
| 251 to 500 attorneys                                       | 2            | 2                    |         |         |                 |         |                 | 160,000 |
| 501 or more attorneys                                      | 4            | 3                    | 155,000 | 145,000 |                 | 160,000 |                 | 160,000 |

**Texas Tech Law Class of 2015 Employment Information for Judicial Clerkships**



**Texas Tech Law Class of 2015 Employment Information for Government Employers (including judicial and military)**

## Type of Government Employers 2015

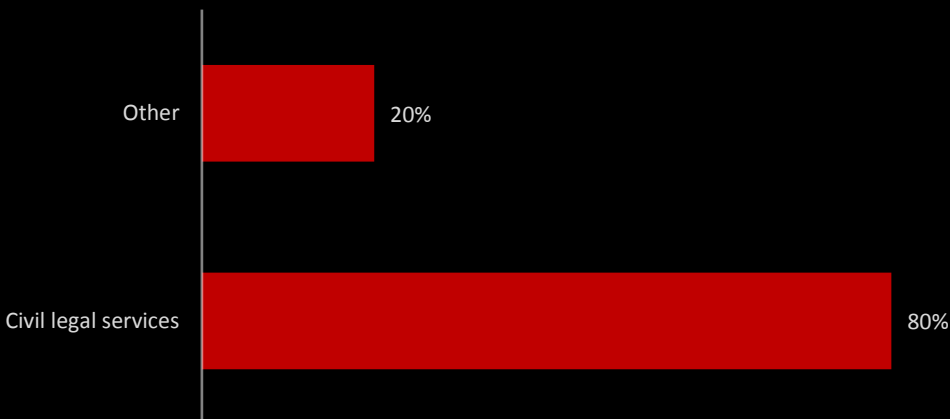


## Texas Tech Law Class of 2015 Employment Salary Information for Government Employers (including judicial and military)

| Texas Tech Law Class of 2015 Employment Salary Information |              |                      |         |         |                 |        |                 |         |
|--|--------------|----------------------|---------|---------|-----------------|--------|-----------------|---------|
| Class of 2015: Government                                  |              |                      |         |         |                 |        |                 |         |
|  | Number Hired | Number w/Salary Data | Average | Minimum | 25th Percentile | Median | 75th Percentile | Maximum |
| All Government   | 38           | 27                   | 55,933  | 43,000  | 51,118          | 57,000 | 59,000          | 85,500  |
| Federal  | 11           | 8                    | 57,565  | 50,000  | 57,000          | 58,530 | 58,891          | 61,901  |
| State  | 11           | 9                    | 51,560  | 43,000  | 45,908          | 51,611 | 58,000          | 60,000  |
| Local  | 16           | 10                   | 58,562  | 45,000  | 52,530          | 56,053 | 61,375          | 85,500  |

## Texas Tech Law Class of 2015 Employment Information for Public Interest-related Jobs

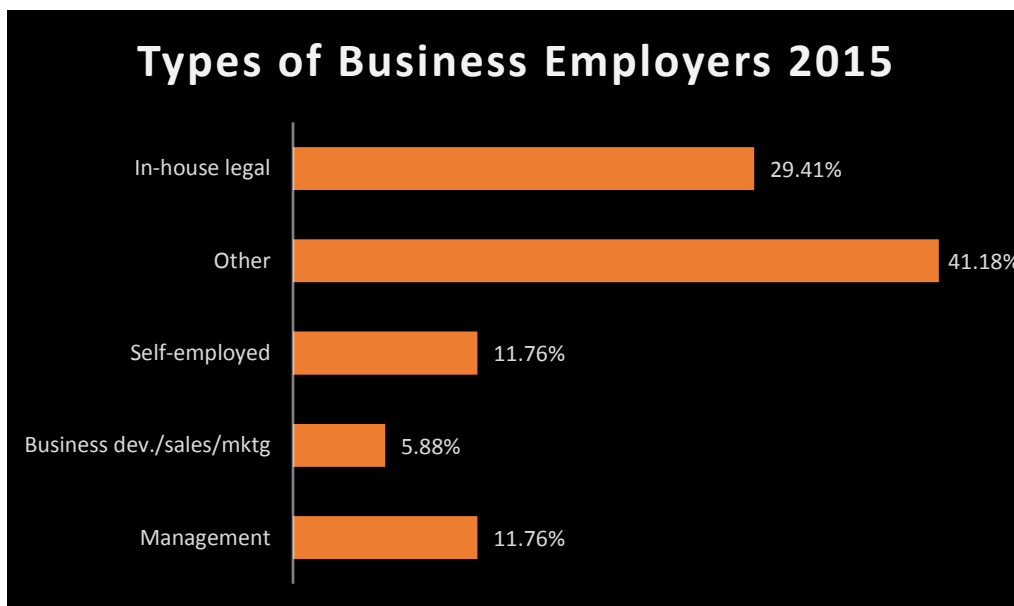
### Employment Information for Public Interest-related Jobs



## Texas Tech Law Class of 2015 Employment Salary Information for Public Interest-related Jobs

| Texas Tech Law Class of 2015 Employment Salary Information |              |                      |         |         |                 |        |                 |         |
|--|--------------|----------------------|---------|---------|-----------------|--------|-----------------|---------|
| Class of 2015: Public Interest                             |              |                      |         |         |                 |        |                 |         |
|  | Number Hired | Number w/Salary Data | Average | Minimum | 25th Percentile | Median | 75th Percentile | Maximum |
| Public Interest  | 5            | 3                    | 45,067  | 36,200  |                 | 45,000 | 0               | 54,000  |
| Civil legal services                                       | 4            | 2                    | 49,500  | 45,000  |                 | 0      | 0               | 54,000  |
| Public defender or appellate defender                      |              |                      |         |         |                 |        |                 |         |
| Other  | 1            | 1                    |         |         |                 |        |                 |         |

## Texas Tech Law Class of 2015 Employment Information for Business Employers



## Texas Tech Law Class of 2015 Employment Salary Information for Business Employers

|                        | Number Hired | Number w/Salary Data | Average | Minimum | 25th Percentile | Median | 75th Percentile | Maximum |
|------------------------|--------------|----------------------|---------|---------|-----------------|--------|-----------------|---------|
| Business               | 17           | 8                    | 73,000  | 42,000  | 50,500          | 76,500 | 94,750          | 100,000 |
| In-house legal         | 5            | 4                    | 65,250  | 48,000  | 0               | 64,000 | 0               | 85,000  |
| Management             | 2            | 0                    |         |         |                 |        |                 |         |
| Business dev./sales/mk | 1            |                      |         |         |                 |        |                 |         |
| Self-employed          | 2            | 0                    |         |         |                 |        |                 |         |
| Other                  | 7            | 3                    | 93,667  | 83,000  | 0               | 98,000 | 0               | 100,000 |

### Notice

The data presented reflects information collected from graduates by Texas Tech University School of Law's Career Services Center and reported to the American Bar Association and National Association of Legal Professionals. The

information represents composite information for the graduating class (December 2014 through August 2015) and does not predict future performance. Individual success may vary and may be affected by academic success, general economic conditions, legal market conditions, work experience, experiential study participation, career choice, job type, location and other factors.