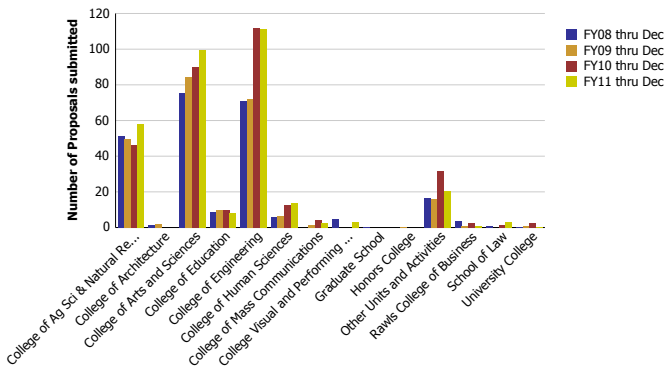


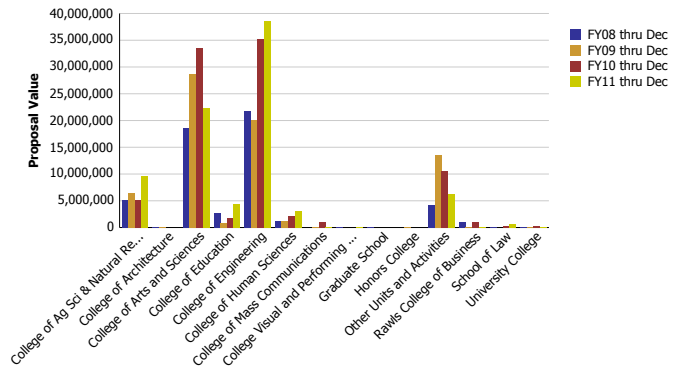
Research Metrics through December FY11 (by Faculty Home Department)

Number of Proposals submitted by Faculty Home Department



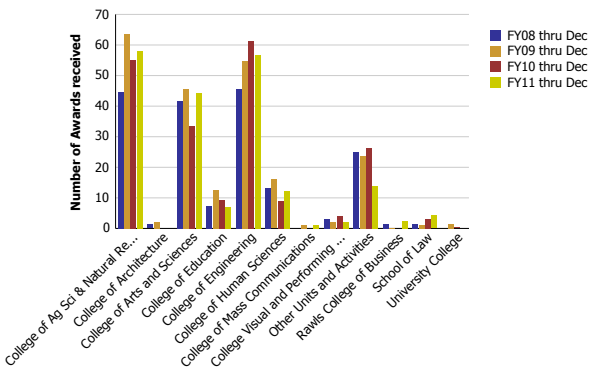
Number of Proposals submitted	FY08 thru Dec	FY09 thru Dec	FY10 thru Dec	FY11 thru Dec
College of Ag Sci & Natural Resources	51.48	49.43	46.37	58.23
College of Architecture	1.40	2.20		
College of Arts and Sciences	75.16	84.46	89.90	99.28
College of Education	8.55	10.06	10.05	8.33
College of Engineering	71.00	72.07	111.70	111.57
College of Human Sciences	5.70	6.45	12.36	13.97
College of Mass Communications		1.25	4.00	2.65
College Visual and Performing Arts	5.00			3.00
Graduate School	0.01			
Honors College		0.25		
Other Units and Activities	16.60	16.03	31.42	20.59
Rawls College of Business	3.70	0.80	2.30	0.63
School of Law	1.10		1.50	3.25
University College	0.30	1.00	2.40	0.50
Total	240	244	312	322

Proposal Value by Faculty Home Department



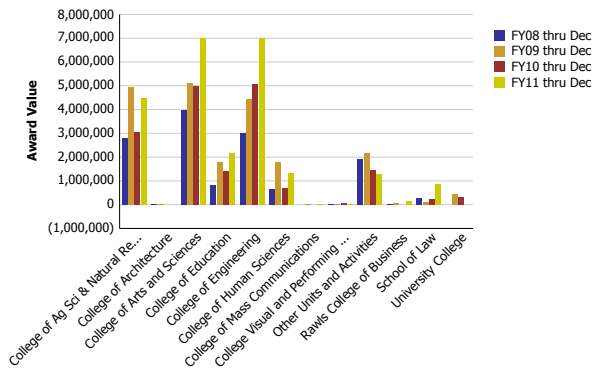
Proposal Value	FY08 thru Dec	FY09 thru Dec	FY10 thru Dec	FY11 thru Dec
College of Ag Sci & Natural Resources	5,047,918	6,473,852	5,191,334	9,711,586
College of Architecture	98,605	92,776		
College of Arts and Sciences	18,605,213	28,760,143	33,526,181	22,353,915
College of Education	2,692,502	833,692	1,742,530	4,374,050
College of Engineering	21,846,638	20,072,875	35,204,998	38,513,567
College of Human Sciences	1,224,139	1,238,231	2,191,943	3,168,219
College of Mass Communications		125,648	991,177	169,935
College Visual and Performing Arts	60,650			105,500
Graduate School	29,819			
Honors College		120,648		
Other Units and Activities	4,170,028	13,478,057	10,560,732	6,250,917
Rawls College of Business	1,036,697	43,789	1,034,609	104,778
School of Law	49,835		223,844	745,251
University College	37,500	51,000	222,300	125,000
Total	54,899,544	71,290,710	90,889,648	85,622,718

Number of Awards received by Faculty Home Department



Number of Awards received	FY08 thru Dec	FY09 thru Dec	FY10 thru Dec	FY11 thru Dec
College of Ag Sci & Natural Resources	44.70	63.51	55.19	58.14
College of Architecture	1.30	2.00		
College of Arts and Sciences	41.59	45.70	33.52	44.31
College of Education	7.46	12.65	9.26	7.09
College of Engineering	45.70	54.91	61.33	56.78
College of Human Sciences	13.20	16.00	9.00	12.27
College of Mass Communications		1.00		1.00
College Visual and Performing Arts	3.00	2.00	4.00	2.00
Other Units and Activities	25.12	23.65	26.40	13.86
Rawls College of Business	1.37	0.05		2.30
School of Law	1.56	1.00	3.00	4.25
University College		1.53	0.30	
Total	185	224	202	202

Award Value by Faculty Home Department



Award Value	FY08 thru Dec	FY09 thru Dec	FY10 thru Dec	FY11 thru Dec
College of Ag Sci & Natural Resources	2,812,765	4,921,346	3,038,417	4,492,467
College of Architecture	9,000	8,528		
College of Arts and Sciences	3,975,978	5,089,107	4,968,493	6,996,237
College of Education	833,861	1,805,425	1,421,812	2,179,530
College of Engineering	3,019,906	4,418,190	5,075,126	6,987,020
College of Human Sciences	660,516	1,784,208	704,257	1,304,517
College of Mass Communications		(6,375)		20,144
College Visual and Performing Arts	41,000	40,000	60,000	30,500
Other Units and Activities	1,906,250	2,171,473	1,451,936	1,285,849
Rawls College of Business	32,716	50,000		142,901
School of Law	273,669		100,000	233,102
University College		447,834	300,000	
Total	13,565,661	20,829,736	17,253,143	24,312,563