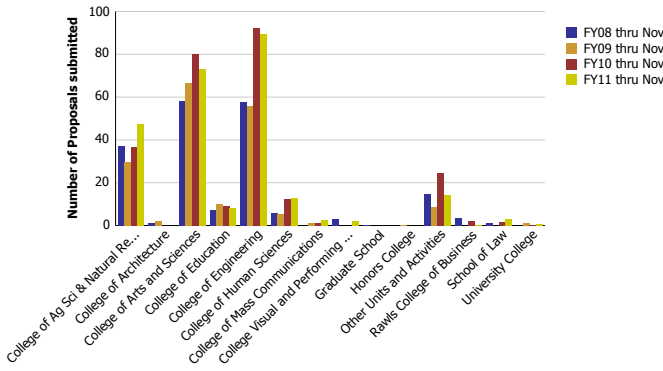
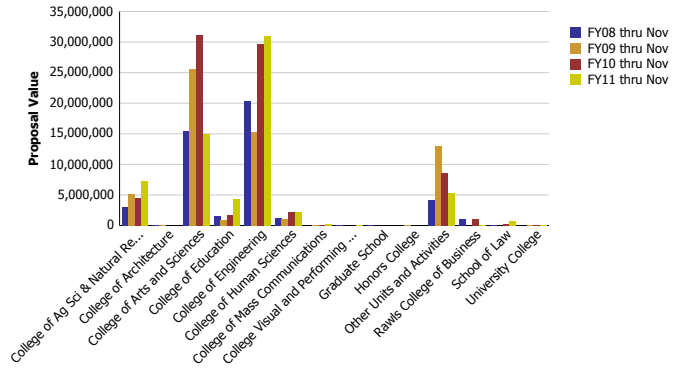


Research Metrics through November FY11 (by Faculty Home Department)

Number of Proposals submitted by Faculty Home Department



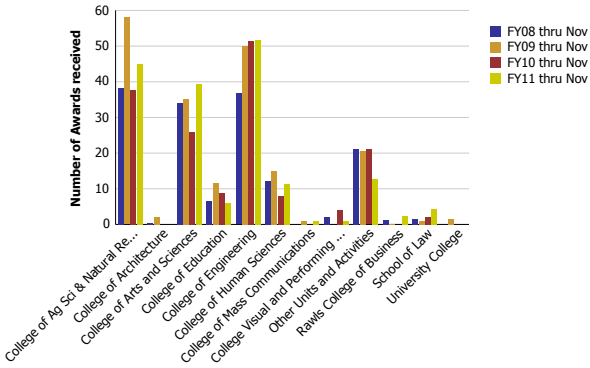
Proposal Value by Faculty Home Department



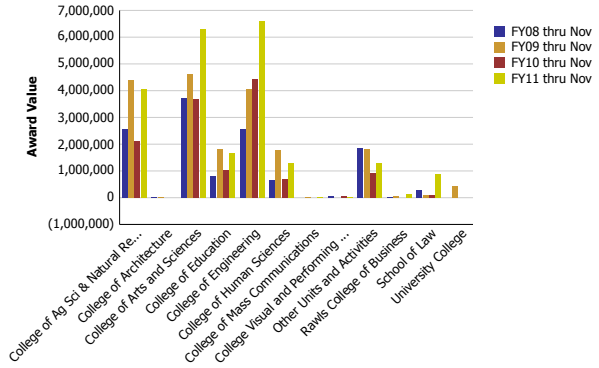
Number of Proposals submitted	FY08 thru Nov	FY09 thru Nov	FY10 thru Nov	FY11 thru Nov
College of Ag Sci & Natural Resources	36.98	29.68	36.66	47.62
College of Architecture	1.40	2.20		
College of Arts and Sciences	58.26	66.71	80.15	73.34
College of Education	7.35	10.06	9.05	8.00
College of Engineering	57.90	55.87	92.16	89.46
College of Human Sciences	5.70	5.45	12.36	12.68
College of Mass Communications		1.25	1.00	2.65
College Visual and Performing Arts	3.00			2.00
Graduate School	0.01			
Honors College		0.25		
Other Units and Activities	14.60	8.53	24.42	14.25
Rawls College of Business	3.70		2.30	0.25
School of Law	1.10		1.50	3.25
University College		1.00	0.40	0.50
Total	190	181	260	254

Proposal Value	FY08 thru Nov	FY09 thru Nov	FY10 thru Nov	FY11 thru Nov
College of Ag Sci & Natural Resources	2,987,709	5,132,578	4,501,456	7,304,868
College of Architecture	98,605	92,776		
College of Arts and Sciences	15,482,632	25,555,425	31,200,722	14,888,857
College of Education	1,588,883	833,692	1,642,920	4,260,200
College of Engineering	20,346,395	15,248,312	29,693,766	30,948,518
College of Human Sciences	1,224,139	1,075,586	2,191,943	2,291,206
College of Mass Communications		125,648	19,177	169,935
College Visual and Performing Arts	41,000			105,000
Graduate School	29,819			
Honors College		120,648		
Other Units and Activities	4,117,684	12,989,742	8,535,525	5,374,542
Rawls College of Business	1,036,697		1,034,609	2,750
School of Law	49,835		223,844	745,251
University College		51,000	72,300	125,000
Total	47,003,398	61,225,405	79,116,262	66,216,126

Number of Awards received by Faculty Home Department



Award Value by Faculty Home Department



Number of Awards received	FY08 thru Nov	FY09 thru Nov	FY10 thru Nov	FY11 thru Nov
College of Ag Sci & Natural Resources	38.20	58.01	37.64	44.99
College of Architecture	0.30	2.00		
College of Arts and Sciences	34.09	35.20	25.96	39.46
College of Education	6.46	11.65	8.86	6.09
College of Engineering	36.70	49.91	51.54	51.78
College of Human Sciences	12.20	15.00	8.00	11.27
College of Mass Communications		1.00		1.00
College Visual and Performing Arts	2.00		4.00	1.00
Other Units and Activities	21.12	20.65	21.00	12.86
Rawls College of Business	1.37	0.05		2.30
School of Law	1.56	1.00	2.00	4.25
University College		1.53		
Total	154	196	159	175

Award Value	FY08 thru Nov	FY09 thru Nov	FY10 thru Nov	FY11 thru Nov
College of Ag Sci & Natural Resources	2,557,796	4,405,014	2,093,089	4,048,982
College of Architecture	6,000	8,528		
College of Arts and Sciences	3,727,306	4,626,198	3,674,409	6,298,854
College of Education	797,642	1,798,395	1,011,682	1,679,530
College of Engineering	2,572,753	4,057,705	4,435,073	6,594,365
College of Human Sciences	658,916	1,782,928	703,037	1,302,592
College of Mass Communications		(6,375)		20,144
College Visual and Performing Arts	40,000		60,000	30,000
Other Units and Activities	1,856,611	1,818,309	915,668	1,275,849
Rawls College of Business	32,716	50,000		142,901
School of Law	273,669	100,000	100,665	873,398
University College		447,834		
Total	12,523,409	19,088,536	12,993,623	22,266,614