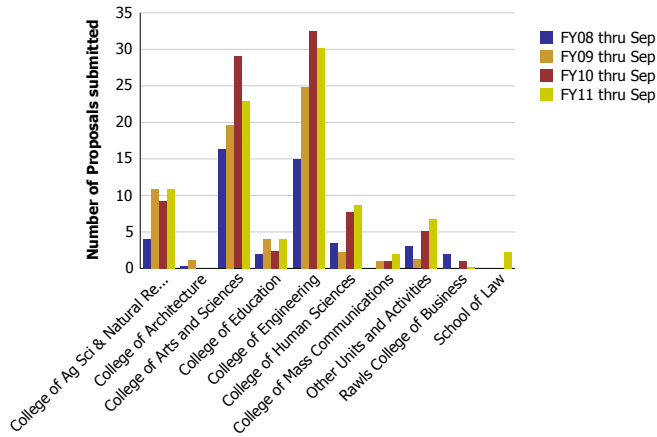
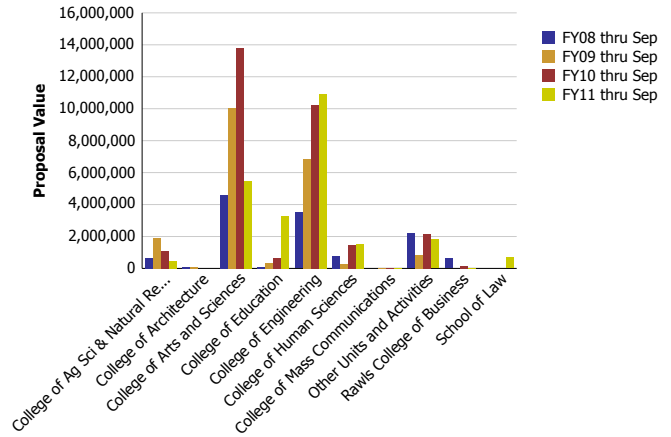


Research Metrics through September FY11 (by Faculty Home Department)

Number of Proposals submitted by Faculty Home Department

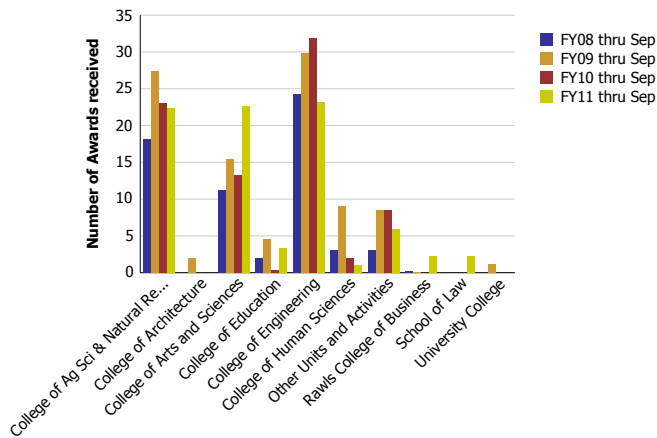


Proposal Value by Faculty Home Department

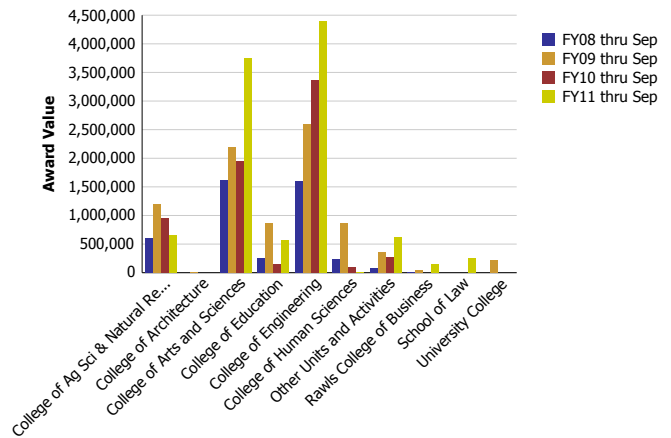


Number of Proposals submitted	FY08 thru Sep	FY09 thru Sep	FY10 thru Sep	FY11 thru Sep	Proposal Value	FY08 thru Sep	FY09 thru Sep	FY10 thru Sep	FY11 thru Sep
College of Ag Sci & Natural Resources	4.00	10.93	9.25	10.88	College of Ag Sci & Natural Resources	648,983	1,886,973	1,081,048	485,927
College of Architecture	0.30	1.20			College of Architecture	84,185	85,660		
College of Arts and Sciences	16.28	19.59	29.02	22.95	College of Arts and Sciences	4,613,439	10,022,015	13,804,412	5,455,115
College of Education	2.00	4.00	2.35	4.00	College of Education	89,448	320,954	631,486	3,303,613
College of Engineering	14.92	24.85	32.51	30.24	College of Engineering	3,498,453	6,849,203	10,237,835	10,936,205
College of Human Sciences	3.50	2.20	7.70	8.68	College of Human Sciences	757,296	298,818	1,449,548	1,555,529
College of Mass Communications		1.00	1.00	2.00	College of Mass Communications		5,000	19,177	7,437
Other Units and Activities	3.00	1.23	5.17	6.75	Other Units and Activities	2,192,278	854,317	2,130,521	1,811,180
Rawls College of Business	2.00		1.00	0.25	Rawls College of Business	618,294		153,444	2,750
School of Law				2.25	School of Law				680,962
Total	46	65	88	88	Total	12,502,376	20,322,940	29,507,472	24,238,718

Number of Awards received by Faculty Home Department



Award Value by Faculty Home Department



Number of Awards received	FY08 thru Sep	FY09 thru Sep	FY10 thru Sep	FY11 thru Sep	Award Value	FY08 thru Sep	FY09 thru Sep	FY10 thru Sep	FY11 thru Sep
College of Ag Sci & Natural Resources	18.20	27.40	23.00	22.40	College of Ag Sci & Natural Resources	611,817	1,199,976	956,951	651,029
College of Architecture		2.00			College of Architecture		8,528		
College of Arts and Sciences	11.25	15.40	13.26	22.59	College of Arts and Sciences	1,623,416	2,185,324	1,941,642	3,754,095
College of Education	2.00	4.59	0.30	3.29	College of Education	252,742	865,247	149,294	572,708
College of Engineering	24.30	29.88	31.94	23.24	College of Engineering	1,593,230	2,596,266	3,363,284	4,389,152
College of Human Sciences	3.00	9.00	2.00	1.00	College of Human Sciences	239,185	864,156	96,802	975
Other Units and Activities	3.00	8.48	8.50	5.93	Other Units and Activities	87,000	359,123	275,976	626,422
Rawls College of Business	0.25	0.05	2.30		Rawls College of Business	12,500	50,000		142,901
School of Law				2.25	School of Law				246,045
University College		1.20			University College		224,767		
Total	62	98	79	83	Total	4,419,889	8,353,387	6,783,949	10,383,327