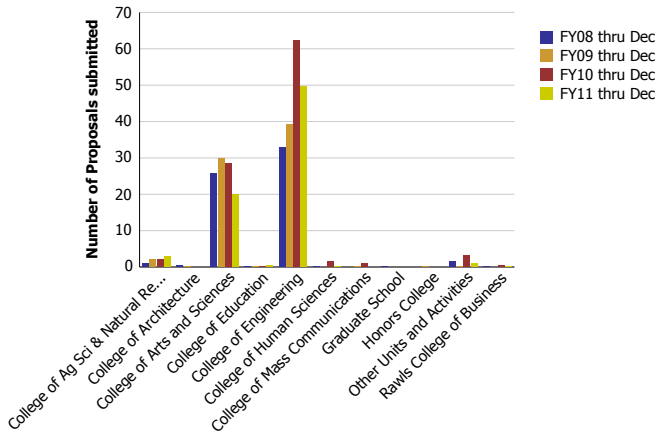
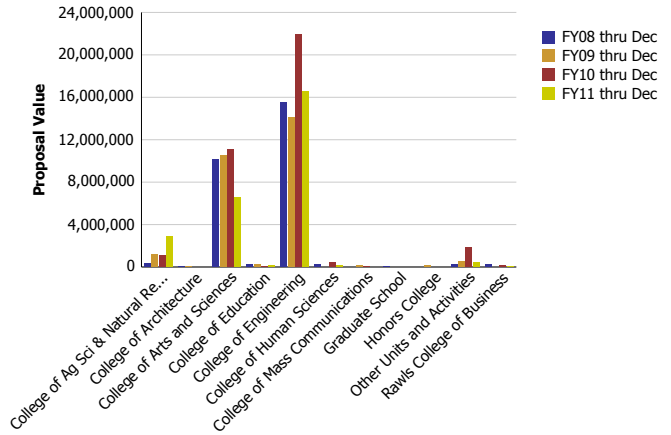


Research Metrics through December FY11 (by Faculty Home Department) (NSF)

Number of Proposals submitted to NSF by Faculty Home Department

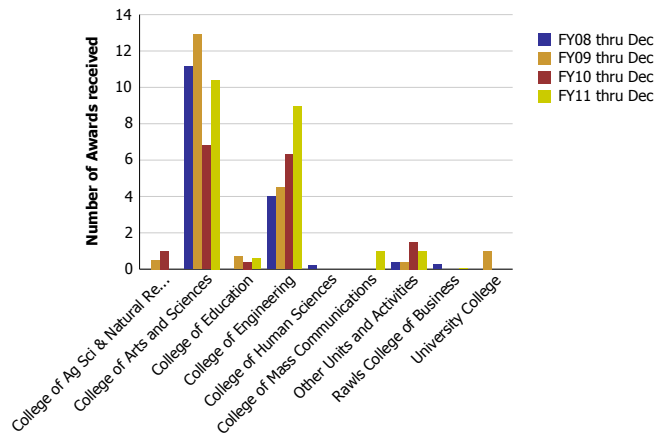


Proposal Value submitted to NSF by Faculty Home Department

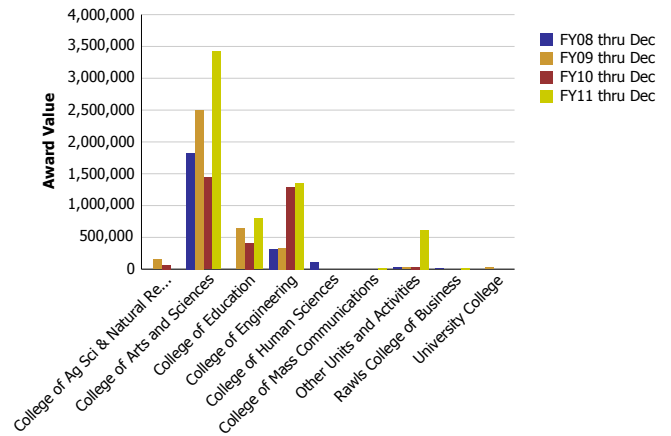


Number of Proposals submitted	FY08 thru Dec	FY09 thru Dec	FY10 thru Dec	FY11 thru Dec	Proposal Value	FY08 thru Dec	FY09 thru Dec	FY10 thru Dec	FY11 thru Dec
College of Ag Sci & Natural Resources	1.00	2.00	2.15	2.90	College of Ag Sci & Natural Resources	316,316	1,188,390	1,111,595	2,854,696
College of Architecture	0.30	0.20			College of Architecture	84,185	79,660		
College of Arts and Sciences	25.61	29.85	28.42	20.00	College of Arts and Sciences	10,165,545	10,527,688	11,082,035	6,528,155
College of Education	0.25	0.06	0.20	0.33	College of Education	268,192	192,000	68,832	113,850
College of Engineering	32.95	39.19	62.26	49.51	College of Engineering	15,492,234	14,053,793	21,922,634	16,551,513
College of Human Sciences	0.20		1.50	0.20	College of Human Sciences	217,504		447,106	158,645
College of Mass Communications		0.25	1.00		College of Mass Communications		120,648	19,177	
Graduate School	0.01				Graduate School	29,819			
Honors College		0.25			Honors College		120,648		
Other Units and Activities	1.58	0.20	3.17	1.01	Other Units and Activities	252,935	499,800	1,830,895	421,427
Rawls College of Business	0.10		0.30	0.05	Rawls College of Business	258,403		140,681	74,904
Total	62	72	99	74	Total	27,085,135	26,782,625	36,622,956	26,703,191

Number of Awards received from NSF by Faculty Home Department



Award Value received from NSF by Faculty Home Department



Number of Awards received	FY08 thru Dec	FY09 thru Dec	FY10 thru Dec	FY11 thru Dec	Award Value	FY08 thru Dec	FY09 thru Dec	FY10 thru Dec	FY11 thru Dec
College of Ag Sci & Natural Resources		0.50	1.00		College of Ag Sci & Natural Resources		149,756	65,675	
College of Arts and Sciences	11.16	12.90	6.80	10.40	College of Arts and Sciences	1,823,660	2,502,205	1,439,513	3,420,654
College of Education	0.70	0.06	0.40	0.60	College of Education	635,367	410,130	794,818	
College of Engineering	3.99	4.50	6.30	8.95	College of Engineering	319,193	331,975	1,292,406	1,356,866
College of Human Sciences	0.20				College of Human Sciences	114,316			
College of Mass Communications				1.00	College of Mass Communications				20,144
Other Units and Activities	0.40	0.40	1.50	1.00	Other Units and Activities	25,724	28,395	33,814	618,707
Rawls College of Business	0.25			0.05	Rawls College of Business	12,500			20,750
University College		1.00			University College		24,767		
Total	16	20	16	22	Total	2,295,393	3,672,465	3,241,539	6,231,940