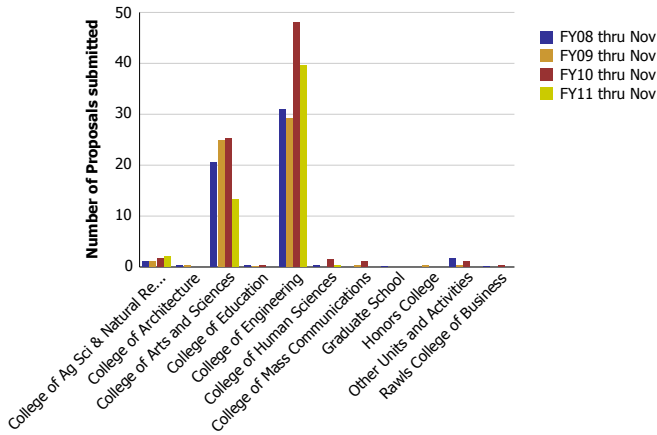
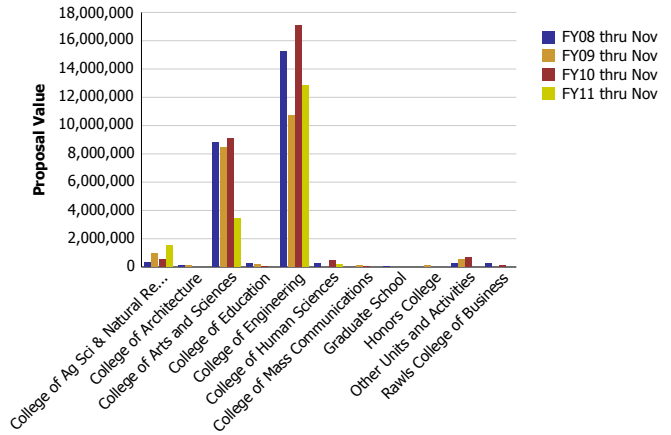


## Research Metrics through November FY11 (by Faculty Home Department) (NSF)

Number of Proposals submitted to NSF by Faculty Home Department

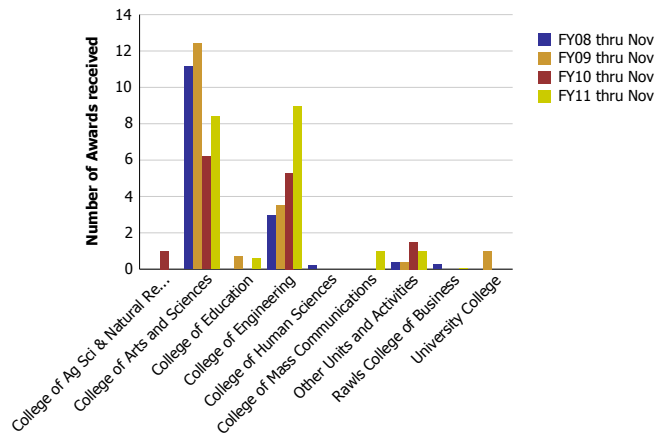


Proposal Value submitted to NSF by Faculty Home Department

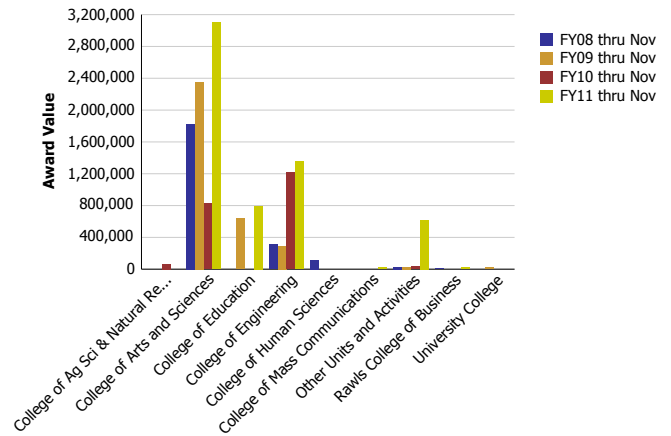


Number of Proposals submitted	FY08 thru Nov	FY09 thru Nov	FY10 thru Nov	FY11 thru Nov	Proposal Value	FY08 thru Nov	FY09 thru Nov	FY10 thru Nov	FY11 thru Nov
College of Ag Sci & Natural Resources	1.00	1.00	1.65	2.00	College of Ag Sci & Natural Resources	316,316	988,390	557,797	1,506,429
College of Architecture	0.30	0.20			College of Architecture	84,185	79,660		
College of Arts and Sciences	20.61	24.85	25.17	13.31	College of Arts and Sciences	8,837,885	8,443,317	9,058,325	3,455,235
College of Education	0.25	0.06	0.20		College of Education	268,192	192,000	68,832	
College of Engineering	30.95	29.19	48.01	39.49	College of Engineering	15,217,412	10,724,706	17,099,845	12,857,909
College of Human Sciences	0.20		1.50	0.20	College of Human Sciences	217,504		447,106	158,645
College of Mass Communications		0.25	1.00		College of Mass Communications		120,648	19,177	
Graduate School	0.01				Graduate School	29,819			
Honors College		0.25			Honors College		120,648		
Other Units and Activities	1.58	0.20	1.17		Other Units and Activities	252,935	499,800	645,238	
Rawls College of Business	0.10		0.30		Rawls College of Business	258,403		140,681	
<b>Total</b>	<b>55</b>	<b>56</b>	<b>79</b>	<b>55</b>	<b>Total</b>	<b>25,482,653</b>	<b>21,169,167</b>	<b>28,037,002</b>	<b>17,978,219</b>

Number of Awards received from NSF by Faculty Home Department



Award Value received from NSF by Faculty Home Department



Number of Awards received	FY08 thru Nov	FY09 thru Nov	FY10 thru Nov	FY11 thru Nov	Award Value	FY08 thru Nov	FY09 thru Nov	FY10 thru Nov	FY11 thru Nov
College of Ag Sci & Natural Resources			1.00		College of Ag Sci & Natural Resources			65,675	
College of Arts and Sciences	11.16	12.40	6.20	8.40	College of Arts and Sciences	1,823,660	2,352,449	824,318	3,099,964
College of Education	0.70	0.06	0.20		College of Education		635,367		794,818
College of Engineering	2.99	3.50	5.30	8.95	College of Engineering	307,193	291,865	1,215,300	1,356,866
College of Human Sciences	0.20				College of Human Sciences	114,316			
College of Mass Communications				1.00	College of Mass Communications				20,144
Other Units and Activities	0.40	0.40	1.50	1.00	Other Units and Activities	25,724	28,395	33,814	618,707
Rawls College of Business	0.25			0.05	Rawls College of Business	12,500			20,750
University College		1.00			University College		24,767		
<b>Total</b>	<b>15</b>	<b>18</b>	<b>14</b>	<b>20</b>	<b>Total</b>	<b>2,283,393</b>	<b>3,332,843</b>	<b>2,139,107</b>	<b>5,911,250</b>