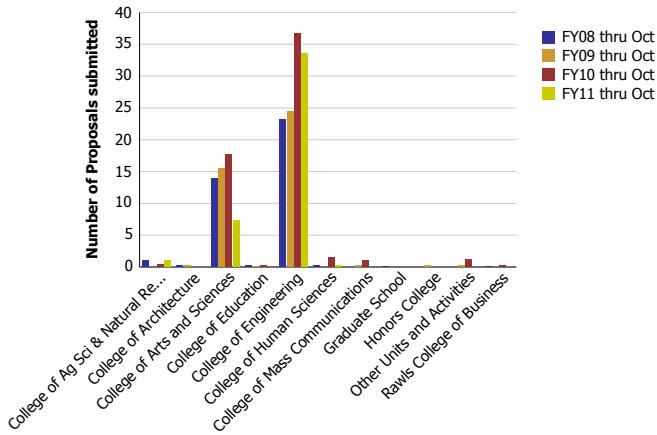
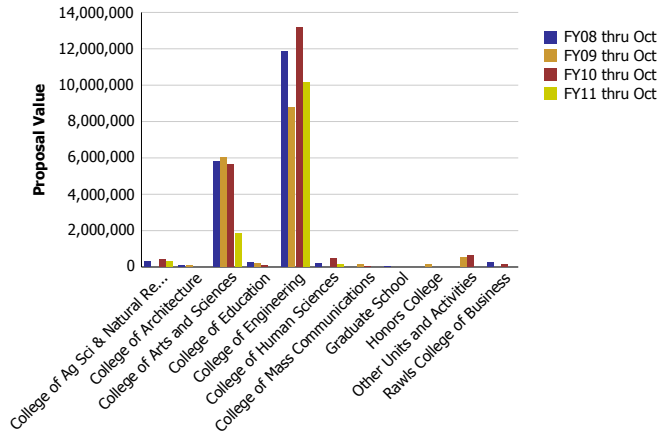


Research Metrics through October FY11 (by Faculty Home Department) (NSF)

Number of Proposals submitted to NSF by Faculty Home Department



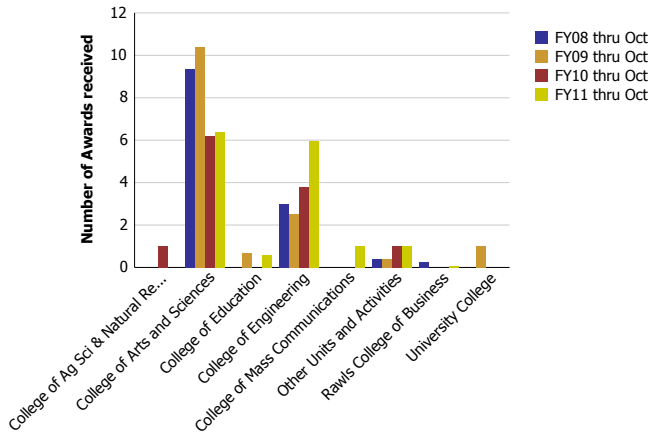
Proposal Value submitted to NSF by Faculty Home Department



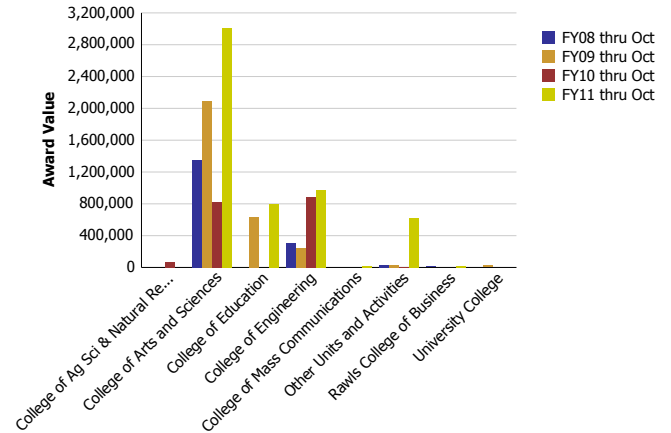
Number of Proposals submitted	FY08 thru Oct	FY09 thru Oct	FY10 thru Oct	FY11 thru Oct
College of Ag Sci & Natural Resources	1.00		0.45	1.00
College of Architecture	0.30	0.20		
College of Arts and Sciences	13.89	15.55	17.67	7.31
College of Education	0.25	0.06	0.20	
College of Engineering	23.25	24.49	36.71	33.49
College of Human Sciences	0.20		1.50	0.20
College of Mass Communications		0.25	1.00	
Graduate School	0.01			
Honors College		0.25		
Other Units and Activities		0.20	1.17	
Rawls College of Business	0.10		0.30	
Total	39	41	59	42

Proposal Value	FY08 thru Oct	FY09 thru Oct	FY10 thru Oct	FY11 thru Oct
College of Ag Sci & Natural Resources	316,316		391,558	299,578
College of Architecture	84,185	79,660		
College of Arts and Sciences	5,810,268	6,012,872	5,658,338	1,861,264
College of Education	268,192	192,000	68,832	
College of Engineering	11,828,772	8,773,991	13,198,128	10,155,340
College of Human Sciences	217,504		447,106	158,645
College of Mass Communications		120,648	19,177	
Graduate School	29,819			
Honors College		120,648		
Other Units and Activities		499,800	645,238	
Rawls College of Business	258,403		140,681	
Total	18,813,460	15,799,617	20,569,059	12,474,827

Number of Awards received from NSF by Faculty Home Department



Award Value received from NSF by Faculty Home Department



Number of Awards received	FY08 thru Oct	FY09 thru Oct	FY10 thru Oct	FY11 thru Oct
College of Ag Sci & Natural Resources			1.00	
College of Arts and Sciences	9.36	10.40	6.20	6.40
College of Education		0.70		0.60
College of Engineering	2.99	2.50	3.80	5.95
College of Mass Communications				1.00
Other Units and Activities	0.40	0.40	1.00	1.00
Rawls College of Business	0.25			0.05
University College		1.00		
Total	13	15	12	15

Award Value	FY08 thru Oct	FY09 thru Oct	FY10 thru Oct	FY11 thru Oct
College of Ag Sci & Natural Resources			65,675	
College of Arts and Sciences	1,350,612	2,097,589	824,318	3,009,189
College of Education		635,367		794,818
College of Engineering	307,193	248,823	886,710	979,582
College of Mass Communications				20,144
Other Units and Activities	25,724	28,395	5,225	618,707
Rawls College of Business	12,500			20,750
University College		24,767		
Total	1,696,029	3,034,941	1,781,928	5,443,191