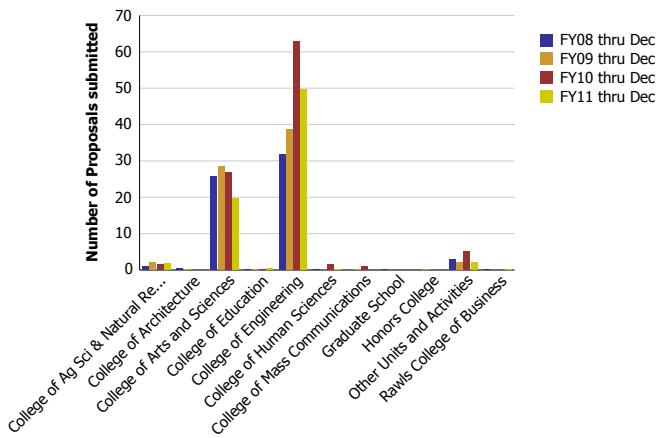
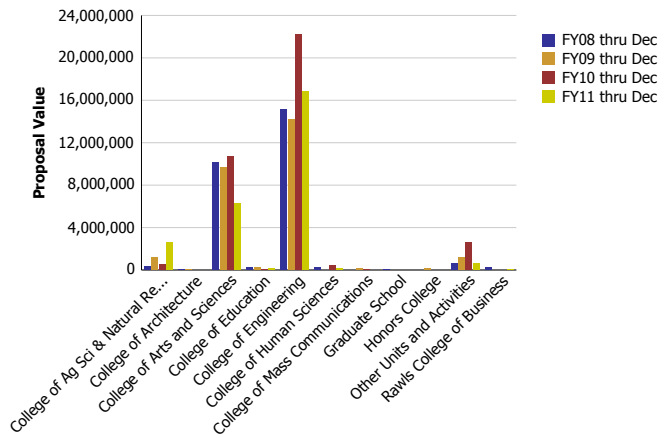


Research Metrics through December FY11 (NSF)

Number of Proposals submitted to NSF by Submitting Unit

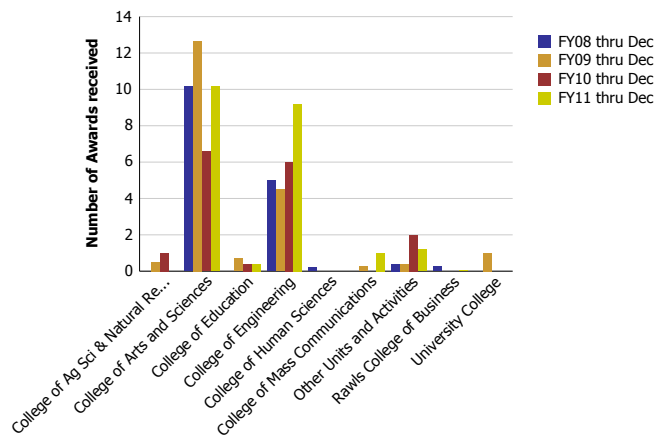


Proposal Value submitted to NSF by Submitting Unit

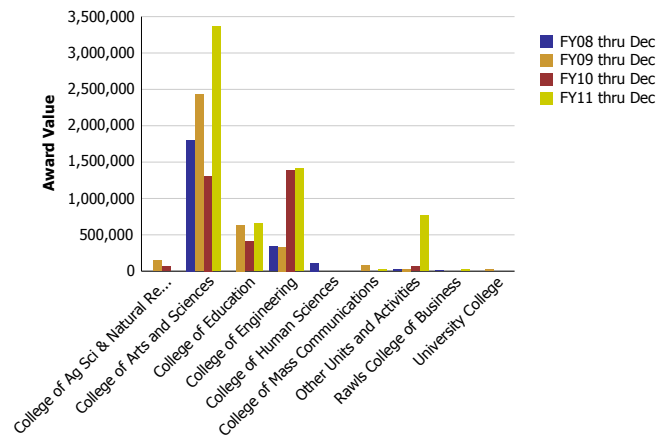


Number of Proposals submitted	FY08 thru Dec	FY09 thru Dec	FY10 thru Dec	FY11 thru Dec	Proposal Value	FY08 thru Dec	FY09 thru Dec	FY10 thru Dec	FY11 thru Dec
College of Ag Sci & Natural Resources	1.00	2.00	1.65	1.90	College of Ag Sci & Natural Resources	316,316	1,188,390	557,797	2,555,118
College of Architecture	0.30	0.20			College of Architecture	84,185	79,660		
College of Arts and Sciences	25.61	28.49	26.79	19.77	College of Arts and Sciences	10,165,545	9,649,469	10,744,893	6,295,450
College of Education	0.25	0.06	0.20	0.33	College of Education	268,192	192,000	68,832	113,850
College of Engineering	31.75	38.55	62.78	49.74	College of Engineering	15,169,429	14,233,080	22,171,260	16,875,310
College of Human Sciences	0.20		1.50	0.20	College of Human Sciences	217,504		447,106	158,645
College of Mass Communications		0.25	1.00		College of Mass Communications		120,648	19,177	
Graduate School	0.01				Graduate School	29,819			
Honors College		0.25			Honors College		120,648		
Other Units and Activities	2.78	2.20	5.08	2.01	Other Units and Activities	575,741	1,198,732	2,613,889	629,913
Rawls College of Business	0.10			0.05	Rawls College of Business	258,403			74,904
Total	62	72	99	74	Total	27,085,135	26,782,625	36,622,956	26,703,191

Number of Awards received from NSF by Submitting Unit



Award Value received from NSF by Submitting Unit



Number of Awards received	FY08 thru Dec	FY09 thru Dec	FY10 thru Dec	FY11 thru Dec	Award Value	FY08 thru Dec	FY09 thru Dec	FY10 thru Dec	FY11 thru Dec
College of Ag Sci & Natural Resources		0.50	1.00		College of Ag Sci & Natural Resources		149,756	65,675	
College of Arts and Sciences	10.16	12.65	6.60	10.15	College of Arts and Sciences	1,803,410	2,427,327	1,310,209	3,368,154
College of Education		0.70	0.40	0.40	College of Education		635,367	410,130	651,820
College of Engineering	4.99	4.50	6.00	9.20	College of Engineering	339,443	331,975	1,393,121	1,409,366
College of Human Sciences	0.20				College of Human Sciences	114,316			
College of Mass Communications		0.25		1.00	College of Mass Communications		74,878		20,144
Other Units and Activities	0.40	0.40	2.00	1.20	Other Units and Activities	25,724	28,395	62,404	761,705
Rawls College of Business	0.25			0.05	Rawls College of Business	12,500			20,750
University College		1.00			University College		24,767		
Total	16	20	16	22	Total	2,295,393	3,672,465	3,241,539	6,231,940