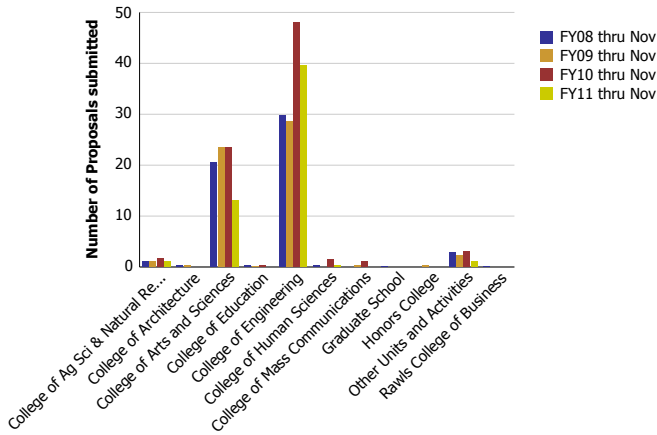
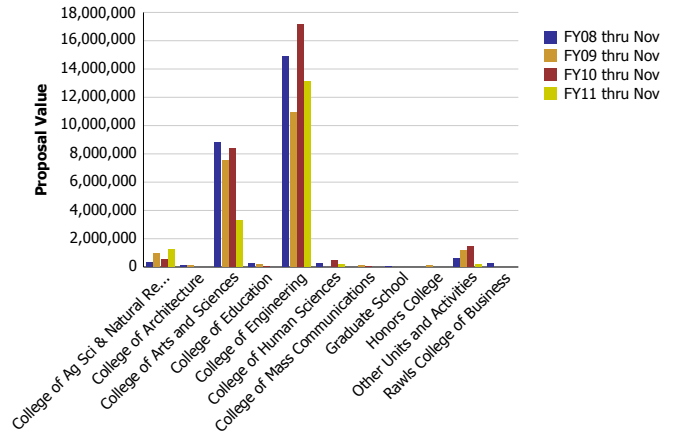


Research Metrics through November FY11 (NSF)

Number of Proposals submitted to NSF by Submitting Unit

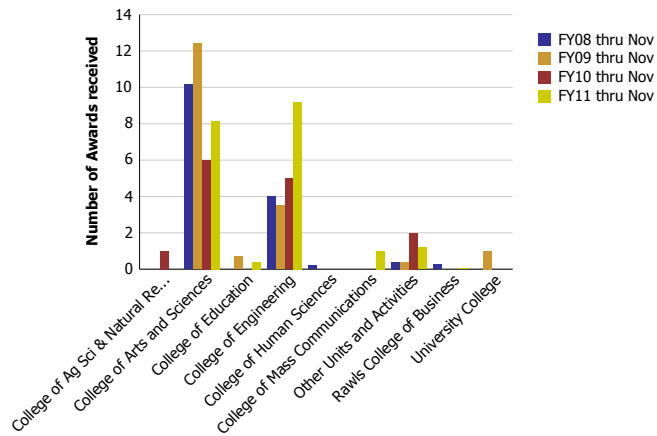


Proposal Value submitted to NSF by Submitting Unit

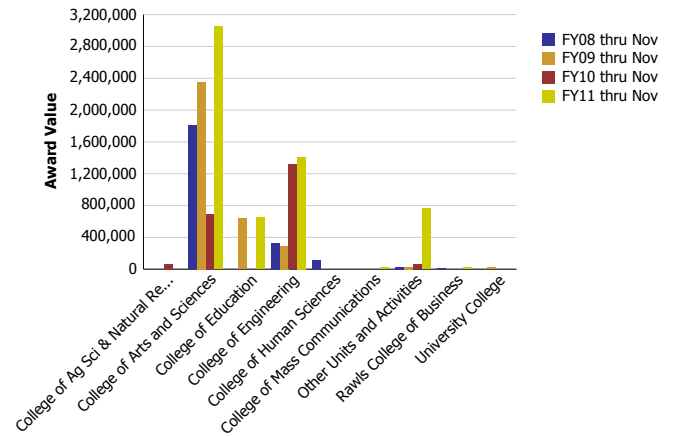


Number of Proposals submitted	FY08 thru Nov	FY09 thru Nov	FY10 thru Nov	FY11 thru Nov	Proposal Value	FY08 thru Nov	FY09 thru Nov	FY10 thru Nov	FY11 thru Nov
College of Ag Sci & Natural Resources	1.00	1.00	1.65	1.00	College of Ag Sci & Natural Resources	316,316	988,390	557,797	1,206,851
College of Architecture	0.30	0.20			College of Architecture	84,185	79,660		
College of Arts and Sciences	20.61	23.49	23.54	13.15	College of Arts and Sciences	8,837,885	7,565,098	8,383,132	3,264,531
College of Education	0.25	0.06	0.20		College of Education	268,192	192,000	68,832	
College of Engineering	29.75	28.55	48.03	39.65	College of Engineering	14,894,607	10,903,993	17,132,724	13,139,706
College of Human Sciences	0.20		1.50	0.20	College of Human Sciences	217,504		447,106	158,645
College of Mass Communications		0.25	1.00		College of Mass Communications		120,648	19,177	
Graduate School	0.01				Graduate School	29,819			
Honors College		0.25			Honors College		120,648		
Other Units and Activities	2.78	2.20	3.08	1.00	Other Units and Activities	575,741	1,198,732	1,428,232	208,486
Rawls College of Business	0.10				Rawls College of Business	258,403			
Total	55	56	79	55	Total	25,482,653	21,169,167	28,037,002	17,978,219

Number of Awards received from NSF by Submitting Unit



Award Value received from NSF by Submitting Unit



Number of Awards received	FY08 thru Nov	FY09 thru Nov	FY10 thru Nov	FY11 thru Nov	Award Value	FY08 thru Nov	FY09 thru Nov	FY10 thru Nov	FY11 thru Nov
College of Ag Sci & Natural Resources			1.00		College of Ag Sci & Natural Resources			65,675	
College of Arts and Sciences	10.16	12.40	6.00	8.15	College of Arts and Sciences	1,803,410	2,352,449	695,014	3,047,464
College of Education		0.70	0.40	0.40	College of Education		635,367		651,820
College of Engineering	3.99	3.50	5.00	9.20	College of Engineering	327,443	291,865	1,316,014	1,409,366
College of Human Sciences	0.20				College of Human Sciences	114,316			
College of Mass Communications				1.00	College of Mass Communications				20,144
Other Units and Activities	0.40	0.40	2.00	1.20	Other Units and Activities	25,724	28,395	62,404	761,705
Rawls College of Business	0.25			0.05	Rawls College of Business	12,500			20,750
University College		1.00			University College		24,767		
Total	15	18	14	20	Total	2,283,393	3,332,843	2,139,107	5,911,250