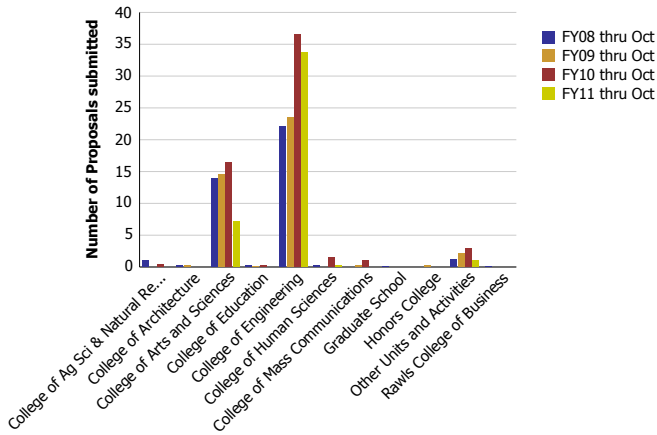
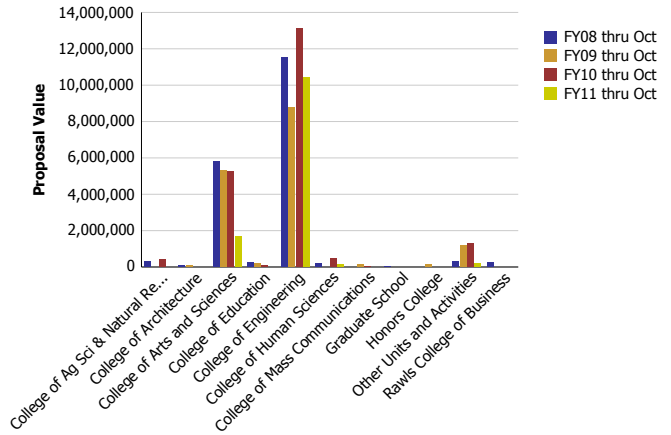


## Research Metrics through October FY11 (NSF)

Number of Proposals submitted to NSF by Submitting Unit



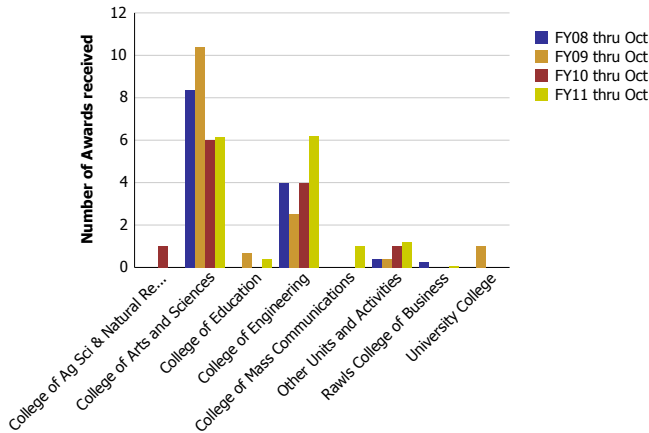
Proposal Value submitted to NSF by Submitting Unit



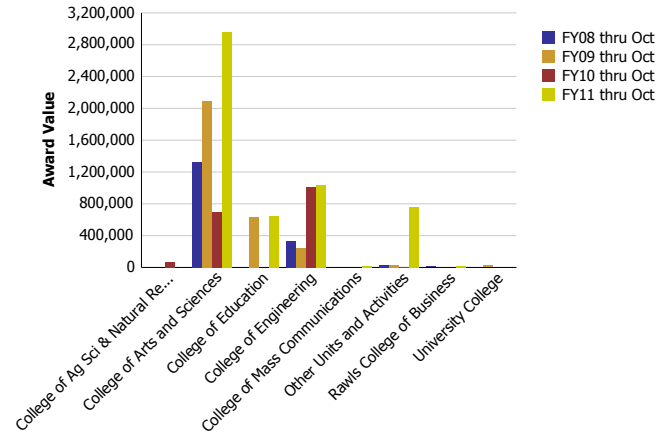
Number of Proposals submitted	FY08 thru Oct	FY09 thru Oct	FY10 thru Oct	FY11 thru Oct
College of Ag Sci & Natural Resources	1.00		0.45	
College of Architecture	0.30	0.20		
College of Arts and Sciences	13.89	14.49	16.41	7.15
College of Education	0.25	0.06	0.20	
College of Engineering	22.05	23.55	36.56	33.65
College of Human Sciences	0.20		1.50	0.20
College of Mass Communications		0.25	1.00	
Graduate School	0.01			
Honors College		0.25		
Other Units and Activities	1.20	2.20	2.88	1.00
Rawls College of Business	0.10			
<b>Total</b>	<b>39</b>	<b>41</b>	<b>59</b>	<b>42</b>

Proposal Value	FY08 thru Oct	FY09 thru Oct	FY10 thru Oct	FY11 thru Oct
College of Ag Sci & Natural Resources	316,316		391,558	
College of Architecture	84,185	79,660		
College of Arts and Sciences	5,810,268	5,321,321	5,226,166	1,670,559
College of Education	268,192	192,000	68,832	
College of Engineering	11,505,966	8,766,610	13,124,226	10,437,137
College of Human Sciences	217,504		447,106	158,645
College of Mass Communications		120,648	19,177	
Graduate School	29,819			
Honors College		120,648		
Other Units and Activities	322,806	1,198,732	1,291,993	208,486
Rawls College of Business	258,403			
<b>Total</b>	<b>18,813,460</b>	<b>15,799,617</b>	<b>20,569,059</b>	<b>12,474,827</b>

Number of Awards received from NSF by Submitting Unit



Award Value received from NSF by Submitting Unit



Number of Awards received	FY08 thru Oct	FY09 thru Oct	FY10 thru Oct	FY11 thru Oct
College of Ag Sci & Natural Resources			1.00	
College of Arts and Sciences	8.36	10.40	6.00	6.15
College of Education		0.70		0.40
College of Engineering	3.99	2.50	4.00	6.20
College of Mass Communications				1.00
Other Units and Activities	0.40	0.40	1.00	1.20
Rawls College of Business	0.25			0.05
University College		1.00		
<b>Total</b>	<b>13</b>	<b>15</b>	<b>12</b>	<b>15</b>

Award Value	FY08 thru Oct	FY09 thru Oct	FY10 thru Oct	FY11 thru Oct
College of Ag Sci & Natural Resources			65,675	
College of Arts and Sciences	1,330,362	2,097,589	695,014	2,956,689
College of Education		635,367		651,820
College of Engineering	327,443	248,823	1,016,014	1,032,082
College of Mass Communications				20,144
Other Units and Activities	25,724	28,395	5,225	761,705
Rawls College of Business	12,500			20,750
University College		24,767		
<b>Total</b>	<b>1,696,029</b>	<b>3,034,941</b>	<b>1,781,928</b>	<b>5,443,191</b>