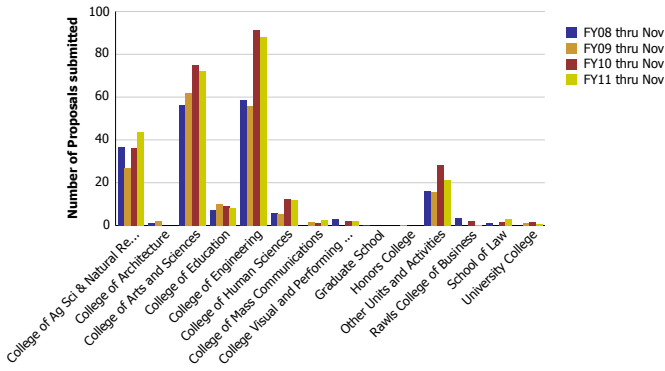
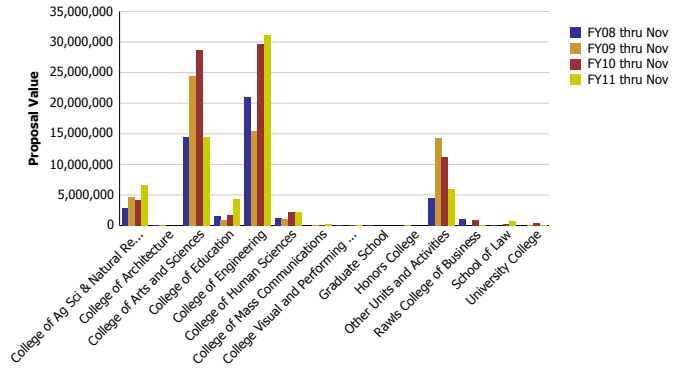


## Research Metrics through November FY11

Number of Proposals submitted by Submitting Unit



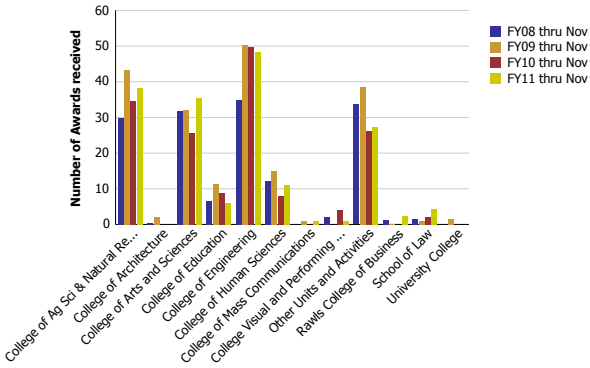
Proposal Value by Submitting Unit



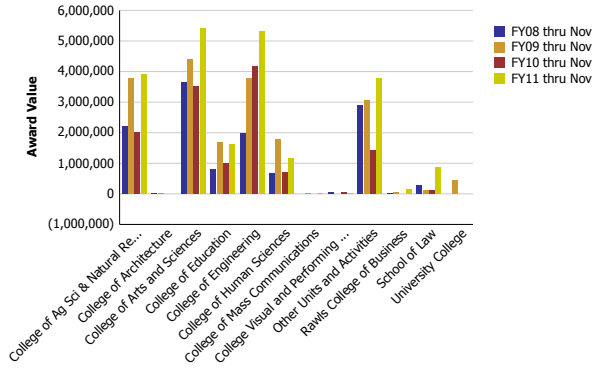
| Number of Proposals submitted         | FY08 thru Nov | FY09 thru Nov | FY10 thru Nov | FY11 thru Nov |
|---------------------------------------|---------------|---------------|---------------|---------------|
| College of Ag Sci & Natural Resources | 36.68         | 26.88         | 36.05         | 43.91         |
| College of Architecture               | 1.40          | 2.20          |               |               |
| College of Arts and Sciences          | 56.49         | 62.05         | 75.13         | 72.03         |
| College of Education                  | 7.35          | 10.06         | 9.05          | 8.00          |
| College of Engineering                | 58.55         | 56.03         | 91.18         | 88.03         |
| College of Human Sciences             | 5.70          | 5.45          | 12.16         | 11.73         |
| College of Mass Communications        |               | 1.55          | 1.00          | 2.80          |
| College Visual and Performing Arts    | 3.00          |               | 2.00          | 2.00          |
| Graduate School                       | 0.01          |               |               |               |
| Honors College                        |               | 0.25          |               |               |
| Other Units and Activities            | 16.02         | 15.53         | 28.23         | 21.50         |
| Rawls College of Business             | 3.70          |               | 2.00          | 0.25          |
| School of Law                         | 1.10          |               | 1.50          | 3.25          |
| University College                    |               | 1.00          | 1.70          | 0.50          |
| <b>Total</b>                          | <b>190</b>    | <b>181</b>    | <b>260</b>    | <b>254</b>    |

| Proposal Value                        | FY08 thru Nov     | FY09 thru Nov     | FY10 thru Nov     | FY11 thru Nov     |
|---------------------------------------|-------------------|-------------------|-------------------|-------------------|
| College of Ag Sci & Natural Resources | 2,939,355         | 4,647,352         | 4,223,035         | 6,673,452         |
| College of Architecture               | 98,605            | 92,776            |                   |                   |
| College of Arts and Sciences          | 14,555,596        | 24,408,337        | 28,694,108        | 14,555,579        |
| College of Education                  | 1,588,883         | 833,692           | 1,642,920         | 4,260,200         |
| College of Engineering                | 20,971,726        | 15,536,599        | 29,646,619        | 31,218,047        |
| College of Human Sciences             | 1,224,139         | 1,075,586         | 2,136,971         | 2,290,161         |
| College of Mass Communications        |                   | 133,354           | 19,177            | 207,434           |
| College Visual and Performing Arts    | 41,000            |                   | 12,000            | 105,000           |
| Graduate School                       | 29,819            |                   |                   |                   |
| Honors College                        |                   | 120,648           |                   |                   |
| Other Units and Activities            | 4,467,744         | 14,326,063        | 11,222,277        | 6,033,252         |
| Rawls College of Business             | 1,036,697         |                   | 893,928           | 2,750             |
| School of Law                         | 49,835            |                   | 223,844           | 745,251           |
| University College                    |                   | 51,000            | 401,384           | 125,000           |
| <b>Total</b>                          | <b>47,003,398</b> | <b>61,225,405</b> | <b>79,116,262</b> | <b>66,216,126</b> |

Number of Awards received by Submitting Unit



Award Value by Submitting Unit



| Number of Awards received             | FY08 thru Nov | FY09 thru Nov | FY10 thru Nov | FY11 thru Nov |
|---------------------------------------|---------------|---------------|---------------|---------------|
| College of Ag Sci & Natural Resources | 29.83         | 43.21         | 34.70         | 38.23         |
| College of Architecture               | 0.30          | 2.00          |               |               |
| College of Arts and Sciences          | 31.92         | 32.10         | 25.70         | 35.34         |
| College of Education                  | 6.46          | 11.36         | 8.86          | 6.04          |
| College of Engineering                | 34.86         | 50.30         | 49.65         | 48.46         |
| College of Human Sciences             | 12.20         | 15.00         | 8.00          | 11.12         |
| College of Mass Communications        |               | 1.00          |               | 1.00          |
| College Visual and Performing Arts    | 2.00          |               | 4.00          | 1.00          |
| Other Units and Activities            | 33.62         | 38.45         | 26.09         | 27.26         |
| Rawls College of Business             | 1.25          | 0.05          |               | 2.30          |
| School of Law                         | 1.56          | 1.00          | 2.00          | 4.25          |
| University College                    |               | 1.53          |               |               |
| <b>Total</b>                          | <b>154</b>    | <b>196</b>    | <b>159</b>    | <b>175</b>    |

| Award Value                           | FY08 thru Nov     | FY09 thru Nov     | FY10 thru Nov     | FY11 thru Nov     |
|---------------------------------------|-------------------|-------------------|-------------------|-------------------|
| College of Ag Sci & Natural Resources | 2,198,861         | 3,789,075         | 2,006,857         | 3,895,135         |
| College of Architecture               | 6,000             | 8,528             |                   |                   |
| College of Arts and Sciences          | 3,650,251         | 4,406,198         | 3,516,741         | 5,414,868         |
| College of Education                  | 797,642           | 1,671,184         | 1,011,682         | 1,632,868         |
| College of Engineering                | 1,972,688         | 3,783,128         | 4,162,148         | 5,321,345         |
| College of Human Sciences             | 658,916           | 1,782,928         | 703,037           | 1,169,774         |
| College of Mass Communications        |                   | (6,375)           |                   | 20,144            |
| College Visual and Performing Arts    | 40,000            |                   | 60,000            | 30,000            |
| Other Units and Activities            | 2,892,881         | 3,056,035         | 1,432,494         | 3,766,182         |
| Rawls College of Business             | 32,500            | 50,000            |                   | 142,901           |
| School of Law                         | 273,669           | 100,000           | 100,665           | 873,398           |
| University College                    |                   | 447,834           |                   |                   |
| <b>Total</b>                          | <b>12,523,409</b> | <b>19,088,536</b> | <b>12,993,623</b> | <b>22,266,614</b> |