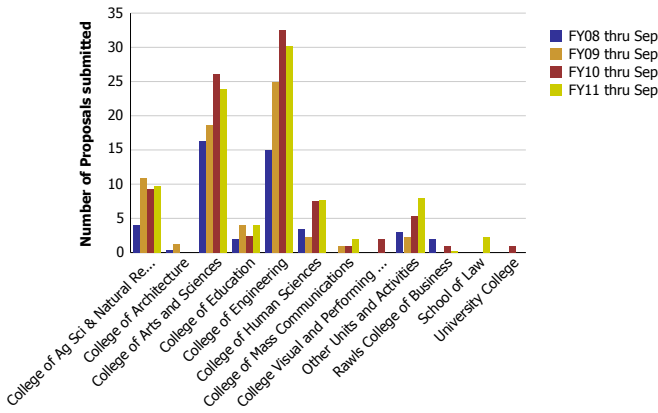
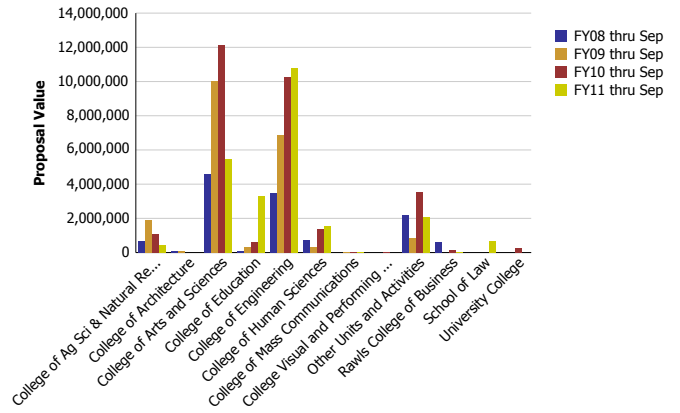


## Research Metrics through September FY11

Number of Proposals submitted by Submitting Unit



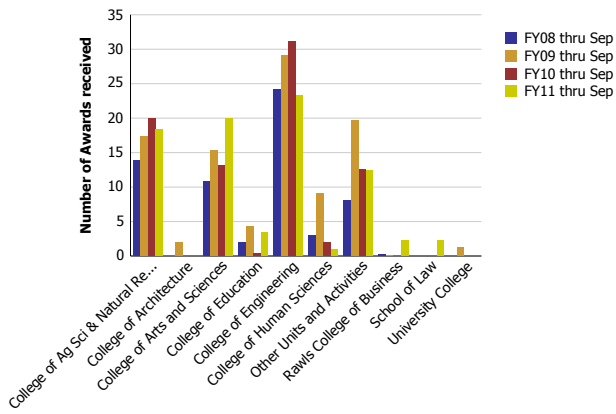
Proposal Value by Submitting Unit



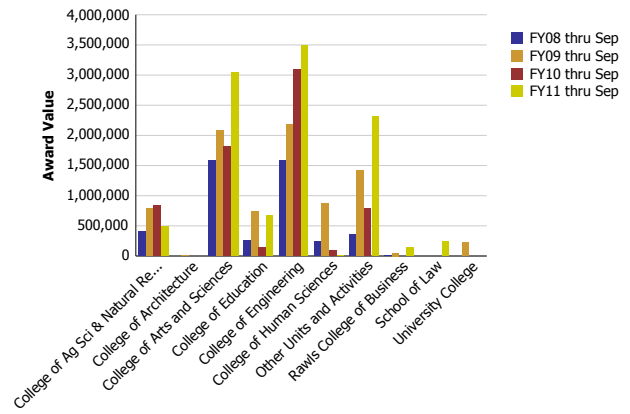
Number of Proposals submitted	FY08 thru Sep	FY09 thru Sep	FY10 thru Sep	FY11 thru Sep
College of Ag Sci & Natural Resources	4.00	10.93	9.25	9.67
College of Architecture	0.30	1.20		
College of Arts and Sciences	16.28	18.59	26.02	23.95
College of Education	2.00	4.00	2.35	4.00
College of Engineering	14.92	24.85	32.51	30.15
College of Human Sciences	3.50	2.20	7.50	7.73
College of Mass Communications		1.00	1.00	2.00
College Visual and Performing Arts			2.00	
Other Units and Activities	3.00	2.23	5.37	8.00
Rawls College of Business	2.00		1.00	0.25
School of Law				2.25
University College			1.00	
<b>Total</b>	<b>46</b>	<b>65</b>	<b>88</b>	<b>88</b>

Proposal Value	FY08 thru Sep	FY09 thru Sep	FY10 thru Sep	FY11 thru Sep
College of Ag Sci & Natural Resources	648,983	1,886,973	1,081,048	411,920
College of Architecture	84,185	85,660		
College of Arts and Sciences	4,613,439	10,002,015	12,152,457	5,457,190
College of Education	89,448	320,954	631,486	3,303,613
College of Engineering	3,498,453	6,849,203	10,237,835	10,768,446
College of Human Sciences	757,296	298,818	1,394,576	1,554,484
College of Mass Communications		5,000	19,177	7,437
College Visual and Performing Arts			12,000	
Other Units and Activities	2,192,278	874,317	3,550,589	2,051,916
Rawls College of Business	618,294		153,444	2,750
School of Law				680,962
University College			274,859	
<b>Total</b>	<b>12,502,376</b>	<b>20,322,940</b>	<b>29,507,472</b>	<b>24,238,718</b>

Number of Awards received by Submitting Unit



Award Value by Submitting Unit



Number of Awards received	FY08 thru Sep	FY09 thru Sep	FY10 thru Sep	FY11 thru Sep
College of Ag Sci & Natural Resources	13.80	17.40	20.00	18.40
College of Architecture		2.00		
College of Arts and Sciences	10.85	15.30	13.06	19.97
College of Education	2.00	4.30	0.30	3.44
College of Engineering	24.10	29.07	31.15	23.26
College of Human Sciences	3.00	9.00	2.00	1.00
Other Units and Activities	8.00	19.68	12.49	12.38
Rawls College of Business	0.25	0.05		2.30
School of Law				2.25
University College		1.20		
<b>Total</b>	<b>62</b>	<b>98</b>	<b>79</b>	<b>83</b>

Award Value	FY08 thru Sep	FY09 thru Sep	FY10 thru Sep	FY11 thru Sep
College of Ag Sci & Natural Resources	400,315	781,597	842,355	490,451
College of Architecture		8,528		
College of Arts and Sciences	1,589,893	2,085,324	1,812,338	3,041,109
College of Education	252,742	738,036	149,294	669,044
College of Engineering	1,576,468	2,184,820	3,096,588	3,484,402
College of Human Sciences	239,185	864,156	96,802	975
Other Units and Activities	348,786	1,416,159	786,572	2,308,400
Rawls College of Business	12,500	50,000		142,901
School of Law				246,045
University College		224,767		
<b>Total</b>	<b>4,419,889</b>	<b>8,353,387</b>	<b>6,783,949</b>	<b>10,383,327</b>