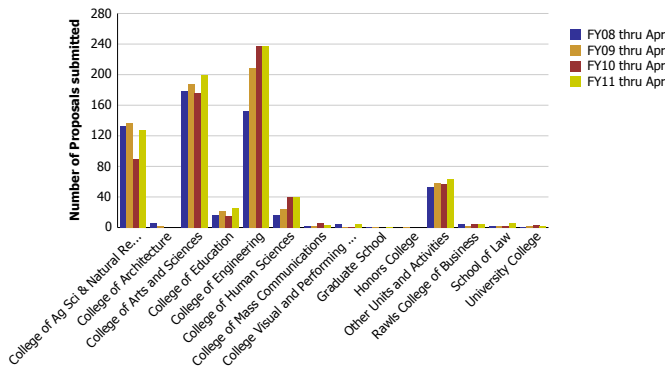


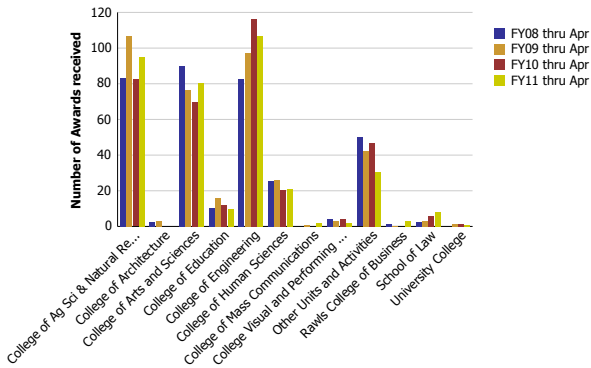
Research Metrics through April FY11 (by Faculty Home Department)

Number of Proposals submitted by Faculty Home Department



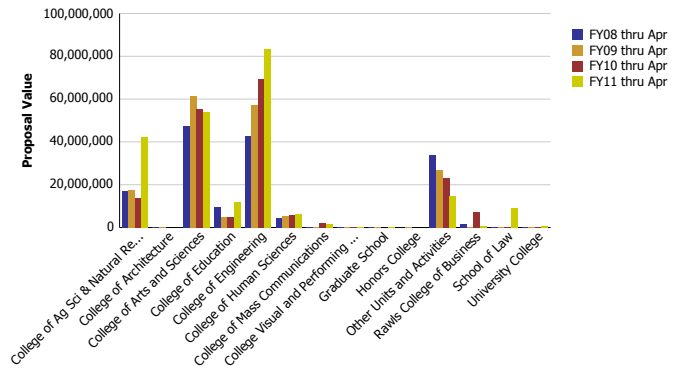
Number of Proposals submitted	FY08 thru Apr	FY09 thru Apr	FY10 thru Apr	FY11 thru Apr
College of Ag Sci & Natural Resources	132.29	137.24	89.66	127.86
College of Architecture	6.24	2.20		
College of Arts and Sciences	178.38	187.45	175.88	199.07
College of Education	16.68	21.34	14.60	25.14
College of Engineering	152.23	208.69	237.92	237.95
College of Human Sciences	16.90	24.85	39.85	39.40
College of Mass Communications	2.45	2.25	5.60	3.67
College Visual and Performing Arts	5.00	1.00	0.85	5.00
Graduate School	0.01	0.10		1.00
Honors College		0.25		
Other Units and Activities	53.20	57.93	56.31	63.74
Rawls College of Business	5.22	2.20	4.35	4.68
School of Law	2.10	2.00	1.50	5.73
University College	1.30	1.50	3.48	1.76
Total	572	649	630	715

Number of Awards received by Faculty Home Department



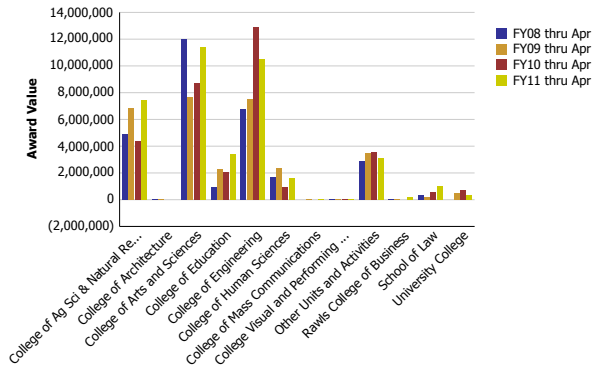
Number of Awards received	FY08 thru Apr	FY09 thru Apr	FY10 thru Apr	FY11 thru Apr
College of Ag Sci & Natural Resources	83.30	106.71	82.37	95.16
College of Architecture	2.55	3.00		
College of Arts and Sciences	89.76	76.67	69.55	80.58
College of Education	10.46	15.90	12.26	9.99
College of Engineering	82.51	97.42	116.14	106.79
College of Human Sciences	25.62	26.24	20.47	21.20
College of Mass Communications		1.00		1.75
College Visual and Performing Arts	4.00	3.00	4.00	2.00
Other Units and Activities	49.87	42.48	46.78	30.42
Rawls College of Business	1.37	0.05		2.96
School of Law	2.56	3.00	6.00	8.25
University College		1.53	1.43	0.90
Total	352	377	359	360

Proposal Value by Faculty Home Department



Proposal Value	FY08 thru Apr	FY09 thru Apr	FY10 thru Apr	FY11 thru Apr
College of Ag Sci & Natural Resources	17,165,915	17,691,079	13,839,087	42,461,120
College of Architecture	446,882	92,776		
College of Arts and Sciences	47,638,717	61,354,097	55,136,407	53,854,634
College of Education	9,710,972	4,783,985	4,815,074	11,773,397
College of Engineering	42,612,652	57,461,443	69,306,904	83,630,149
College of Human Sciences	4,550,809	5,367,112	6,068,199	6,116,295
College of Mass Communications	237,770	149,148	2,040,191	1,593,223
College Visual and Performing Arts	60,650	1,000	125,252	445,389
Graduate School	29,819	194,857		100,000
Honors College		120,648		
Other Units and Activities	33,928,435	26,704,529	22,910,168	14,680,999
Rawls College of Business	1,461,264	327,998	7,130,611	789,192
School of Law	119,836	281,618	223,844	8,997,140
University College	62,267	150,999	283,278	605,116
Total	158,025,987	174,681,290	181,879,015	225,046,653

Award Value by Faculty Home Department



Award Value	FY08 thru Apr	FY09 thru Apr	FY10 thru Apr	FY11 thru Apr
College of Ag Sci & Natural Resources	4,893,697	6,841,905	4,374,643	7,430,095
College of Architecture	19,396	10,582		
College of Arts and Sciences	11,989,081	7,682,706	8,707,448	11,383,641
College of Education	930,769	2,251,383	2,021,783	3,380,971
College of Engineering	6,738,107	7,546,979	12,860,238	10,514,324
College of Human Sciences	1,714,165	2,377,606	960,835	1,593,317
College of Mass Communications		(6,375)		55,769
College Visual and Performing Arts	43,445	41,000	60,000	30,500
Other Units and Activities	2,897,059	3,507,282	3,572,164	3,121,205
Rawls College of Business	32,716	50,000		169,799
School of Law	327,293	165,232	573,299	990,765
University College		447,834	678,678	300,184
Total	29,585,729	30,916,133	33,809,088	38,970,570