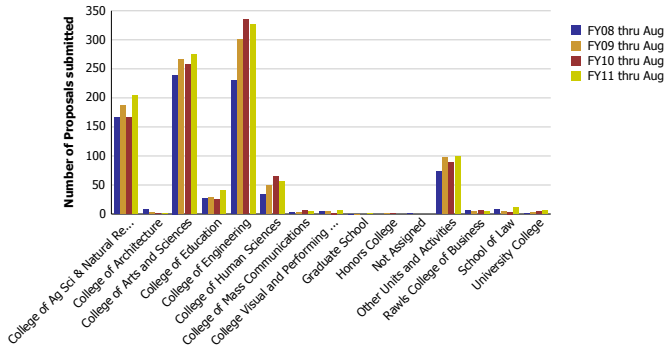
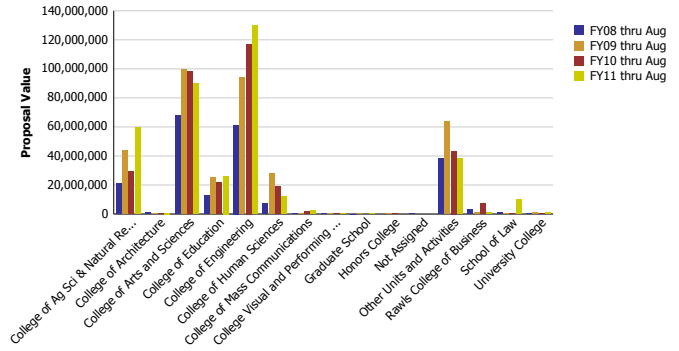


Research Metrics through August FY11 (by Faculty Home Department)

Number of Proposals submitted by Faculty Home Department



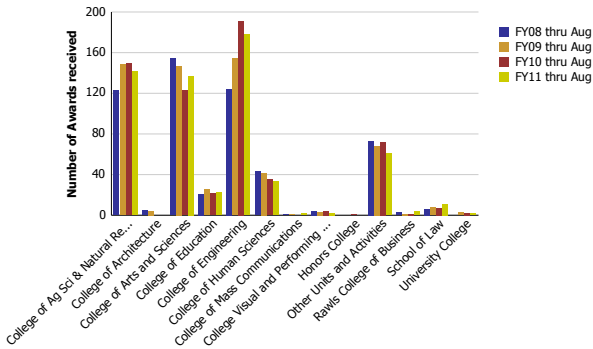
Proposal Value by Faculty Home Department



Number of Proposals submitted	FY08 thru Aug	FY09 thru Aug	FY10 thru Aug	FY11 thru Aug
College of Ag Sci & Natural Resources	166.14	187.69	165.88	204.05
College of Architecture	8.57	3.20	0.40	1.50
College of Arts and Sciences	239.46	266.09	257.28	275.49
College of Education	26.97	28.04	25.36	40.06
College of Engineering	229.18	300.13	335.28	327.00
College of Human Sciences	32.90	49.10	64.18	55.70
College of Mass Communications	2.65	2.35	5.60	4.31
College Visual and Performing Arts	5.00	4.00	1.85	6.00
Graduate School	0.01	0.10		1.00
Honors College		0.25	0.95	
Not Assigned	0.50			
Other Units and Activities	73.37	97.80	88.69	99.12
Rawls College of Business	6.52	4.55	6.35	5.08
School of Law	7.10	5.00	3.50	10.98
University College	1.63	2.70	4.68	5.71
Total	800	951	960	1,036

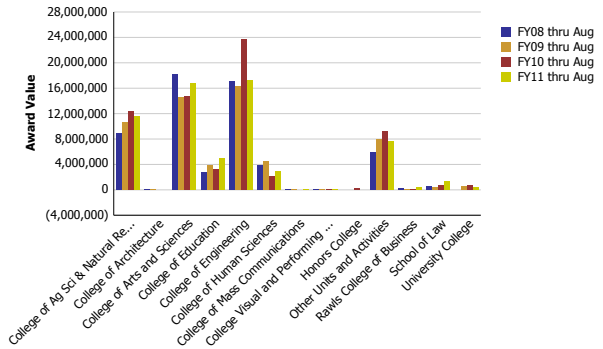
Proposal Value	FY08 thru Aug	FY09 thru Aug	FY10 thru Aug	FY11 thru Aug
College of Ag Sci & Natural Resources	21,009,317	43,856,050	29,009,816	59,732,030
College of Architecture	936,309	117,543	79,928	730,980
College of Arts and Sciences	67,711,799	99,535,271	98,018,228	89,641,249
College of Education	12,799,684	24,932,707	21,628,905	26,197,475
College of Engineering	61,321,715	94,074,839	117,113,609	129,598,090
College of Human Sciences	7,121,048	27,962,646	18,914,862	11,975,755
College of Mass Communications	299,858	178,258	2,040,191	2,350,871
College Visual and Performing Arts	60,650	60,000	135,252	452,389
Graduate School	29,819	194,857		100,000
Honors College		120,648	285,000	
Not Assigned	233,140			
Other Units and Activities	38,048,293	64,065,009	43,426,792	38,565,630
Rawls College of Business	3,148,317	996,308	7,494,687	892,510
School of Law	760,581	473,941	417,123	9,834,280
University College	511,039	1,201,386	336,778	996,559
Total	213,991,569	357,769,462	338,901,171	371,067,819

Number of Awards received by Faculty Home Department



Number of Awards received	FY08 thru Aug	FY09 thru Aug	FY10 thru Aug	FY11 thru Aug
College of Ag Sci & Natural Resources	122.75	148.31	149.55	141.50
College of Architecture	4.55	4.00		
College of Arts and Sciences	154.43	146.65	122.60	137.11
College of Education	20.99	25.25	21.51	22.18
College of Engineering	124.37	154.01	191.30	177.80
College of Human Sciences	42.89	41.51	35.27	33.40
College of Mass Communications	1.00	1.00		1.75
College Visual and Performing Arts	4.00	3.00	4.00	2.00
Honors College			0.95	
Other Units and Activities	73.24	68.13	72.09	60.70
Rawls College of Business	2.66	1.05	1.30	3.66
School of Law	6.12	7.56	7.00	11.25
University College		2.53	2.43	1.65
Total	557	603	608	593

Award Value by Faculty Home Department



Award Value	FY08 thru Aug	FY09 thru Aug	FY10 thru Aug	FY11 thru Aug
College of Ag Sci & Natural Resources	8,836,944	10,604,950	12,390,271	11,646,892
College of Architecture	43,580	35,349		
College of Arts and Sciences	18,193,019	14,628,908	14,707,036	16,784,039
College of Education	2,714,895	3,782,183	3,300,059	4,973,165
College of Engineering	17,029,645	16,285,906	23,744,708	17,271,327
College of Human Sciences	3,799,248	4,447,220	2,130,417	2,915,628
College of Mass Communications	42,456	(6,375)		55,769
College Visual and Performing Arts	43,445	41,000	60,000	30,500
Honors College			284,915	
Other Units and Activities	5,956,280	7,900,430	9,212,791	7,706,985
Rawls College of Business	301,423	142,503	83,524	360,272
School of Law	568,722	374,818	673,299	1,406,531
University College		498,834	692,178	335,809
Total	57,529,657	58,735,726	67,279,197	63,486,917