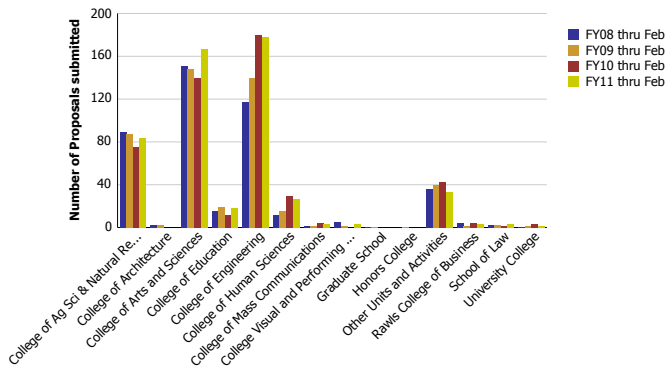
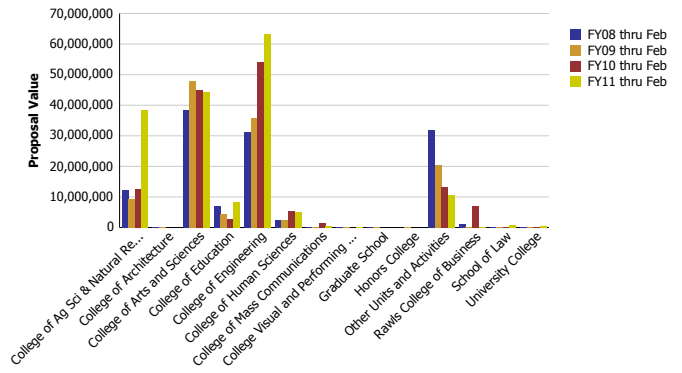


Research Metrics through February FY11 (by Faculty Home Department)

Number of Proposals submitted by Faculty Home Department



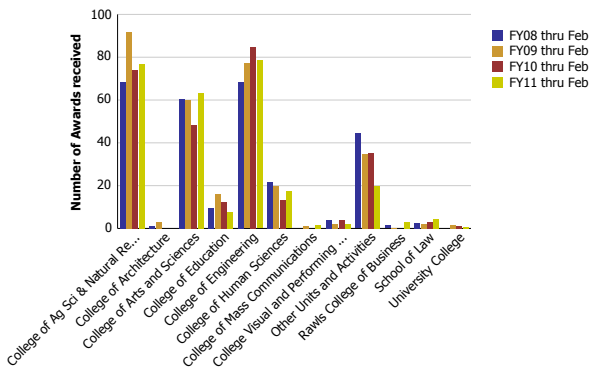
Proposal Value by Faculty Home Department



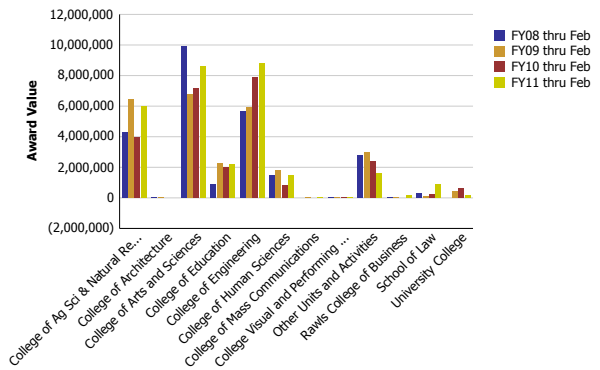
Number of Proposals submitted	FY08 thru Feb	FY09 thru Feb	FY10 thru Feb	FY11 thru Feb
College of Ag Sci & Natural Resources	89.09	87.07	75.23	83.98
College of Architecture	2.40	2.20		
College of Arts and Sciences	150.45	148.31	139.58	167.11
College of Education	15.45	19.24	11.55	18.14
College of Engineering	117.11	139.66	180.17	177.83
College of Human Sciences	11.89	15.45	29.70	26.32
College of Mass Communications	1.30	1.25	4.20	3.60
College Visual and Performing Arts	5.00	1.00		3.00
Graduate School	0.01	0.10		
Honors College		0.25		
Other Units and Activities	35.70	39.27	42.37	33.58
Rawls College of Business	4.20	1.20	4.30	3.03
School of Law	2.10	2.00	1.50	3.25
University College	0.30	1.00	3.40	1.16
Total	435	458	492	521

Proposal Value	FY08 thru Feb	FY09 thru Feb	FY10 thru Feb	FY11 thru Feb
College of Ag Sci & Natural Resources	12,183,219	9,304,641	12,545,041	38,407,552
College of Architecture	106,235	92,776		
College of Arts and Sciences	38,582,185	48,021,829	44,892,760	44,448,819
College of Education	6,966,822	4,555,781	2,805,228	8,324,378
College of Engineering	31,367,864	35,840,303	54,142,045	63,195,542
College of Human Sciences	2,518,894	2,471,833	5,269,644	5,135,460
College of Mass Communications	184,320	125,648	1,618,494	638,641
College Visual and Performing Arts	60,650	1,000		105,500
Graduate School	29,819	194,857		
Honors College		120,648		
Other Units and Activities	31,924,969	20,593,203	13,176,843	10,591,713
Rawls College of Business	1,130,169	140,732	7,095,611	285,169
School of Law	119,836	281,618	223,844	745,251
University College	37,500	51,000	271,278	441,281
Total	125,212,483	121,795,867	142,040,787	172,319,307

Number of Awards received by Faculty Home Department



Award Value by Faculty Home Department



Number of Awards received	FY08 thru Feb	FY09 thru Feb	FY10 thru Feb	FY11 thru Feb
College of Ag Sci & Natural Resources	68.40	91.61	74.12	76.89
College of Architecture	1.30	3.00		
College of Arts and Sciences	60.36	60.20	48.30	63.31
College of Education	9.46	15.90	12.26	7.59
College of Engineering	68.56	77.06	84.64	78.46
College of Human Sciences	21.62	20.00	13.47	17.27
College of Mass Communications		1.00		1.75
College Visual and Performing Arts	4.00	2.00	4.00	2.00
Other Units and Activities	44.37	34.65	35.18	20.02
Rawls College of Business	1.37	0.05		2.96
School of Law	2.56	2.00	3.00	4.25
University College		1.53	1.03	0.50
Total	282	309	276	275

Award Value	FY08 thru Feb	FY09 thru Feb	FY10 thru Feb	FY11 thru Feb
College of Ag Sci & Natural Resources	4,295,095	6,423,289	3,962,267	6,016,994
College of Architecture	9,000	10,582		
College of Arts and Sciences	9,927,890	6,778,608	7,152,580	8,614,793
College of Education	890,769	2,251,383	2,021,783	2,181,780
College of Engineering	5,682,676	5,887,220	7,908,467	8,794,625
College of Human Sciences	1,457,494	1,787,349	833,471	1,440,026
College of Mass Communications		(6,375)		55,769
College Visual and Performing Arts	43,445	40,000	60,000	30,500
Other Units and Activities	2,770,062	2,976,379	2,407,887	1,606,531
Rawls College of Business	32,716	50,000		169,799
School of Law	327,293	117,206	233,102	873,398
University College		447,834	606,257	135,000
Total	25,436,441	26,763,475	25,185,814	29,919,215