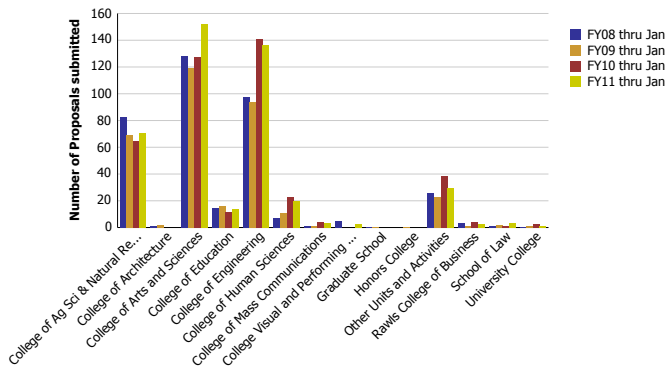


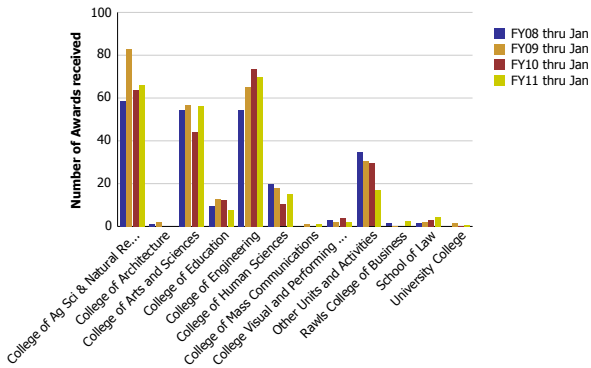
## Research Metrics through January FY11 (by Faculty Home Department)

Number of Proposals submitted by Faculty Home Department



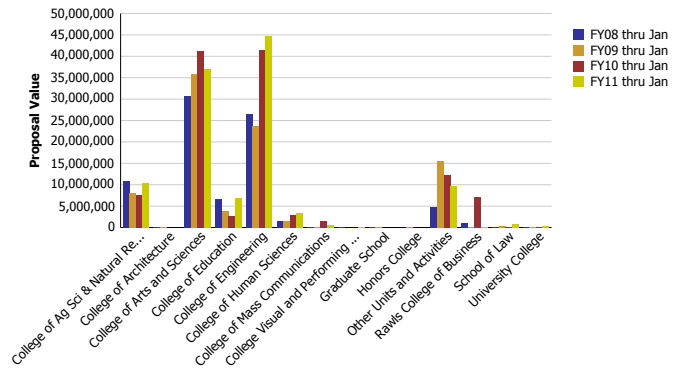
Number of Proposals submitted	FY08 thru Jan	FY09 thru Jan	FY10 thru Jan	FY11 thru Jan
College of Ag Sci & Natural Resources	82.98	69.07	64.87	70.48
College of Architecture	1.40	2.20		
College of Arts and Sciences	128.04	119.11	127.25	152.13
College of Education	14.25	16.19	11.55	14.18
College of Engineering	97.37	93.50	140.95	136.27
College of Human Sciences	6.95	10.95	23.16	19.97
College of Mass Communications	1.30	1.25	4.20	3.60
College Visual and Performing Arts	5.00			3.00
Graduate School	0.01	0.10		
Honors College		0.25		
Other Units and Activities	25.60	22.58	38.82	29.33
Rawls College of Business	3.70	0.80	4.30	2.63
School of Law	1.10	2.00	1.50	3.25
University College	0.30	1.00	2.40	1.16
<b>Total</b>	<b>368</b>	<b>339</b>	<b>419</b>	<b>436</b>

Number of Awards received by Faculty Home Department



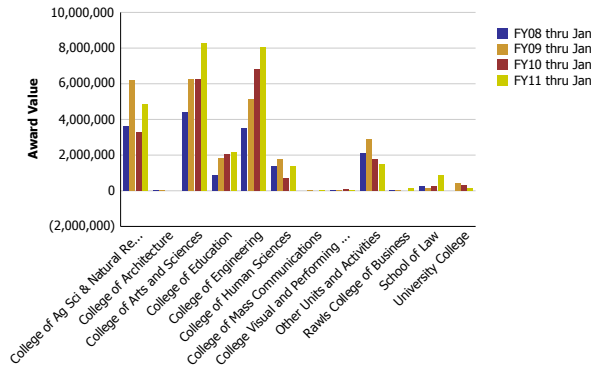
Number of Awards received	FY08 thru Jan	FY09 thru Jan	FY10 thru Jan	FY11 thru Jan
College of Ag Sci & Natural Resources	58.65	83.11	63.92	66.14
College of Architecture	1.30	2.00		
College of Arts and Sciences	54.59	56.70	44.18	56.31
College of Education	9.46	12.65	12.26	7.59
College of Engineering	54.50	65.31	73.67	69.78
College of Human Sciences	19.95	18.00	10.27	15.27
College of Mass Communications		1.00		1.00
College Visual and Performing Arts	3.00	2.00	4.00	2.00
Other Units and Activities	34.62	30.65	29.40	16.86
Rawls College of Business	1.37	0.05		2.30
School of Law	1.56	2.00	3.00	4.25
University College		1.53	0.30	0.50
<b>Total</b>	<b>239</b>	<b>275</b>	<b>241</b>	<b>242</b>

Proposal Value by Faculty Home Department



Proposal Value	FY08 thru Jan	FY09 thru Jan	FY10 thru Jan	FY11 thru Jan
College of Ag Sci & Natural Resources	10,793,061	8,015,932	7,486,485	10,488,773
College of Architecture	98,605	92,776		
College of Arts and Sciences	30,748,308	35,878,543	41,211,694	37,023,256
College of Education	6,664,158	3,864,811	2,805,228	7,003,827
College of Engineering	26,406,273	23,771,603	41,403,810	44,818,394
College of Human Sciences	1,447,191	1,406,215	2,933,354	3,424,697
College of Mass Communications	184,320	125,648	1,618,494	638,641
College Visual and Performing Arts	60,650			105,500
Graduate School	29,819	194,857		
Honors College		120,648		
Other Units and Activities	4,906,175	15,571,199	12,376,485	9,732,215
Rawls College of Business	1,036,697	43,789	7,095,611	137,277
School of Law	49,835	281,618	223,844	745,251
University College	37,500	51,000	222,300	441,281
<b>Total</b>	<b>82,462,591</b>	<b>89,418,637</b>	<b>117,377,304</b>	<b>114,559,112</b>

Award Value by Faculty Home Department



Award Value	FY08 thru Jan	FY09 thru Jan	FY10 thru Jan	FY11 thru Jan
College of Ag Sci & Natural Resources	3,629,772	6,188,989	3,276,611	4,822,399
College of Architecture	9,000	8,528		
College of Arts and Sciences	4,398,154	6,242,248	6,232,472	8,293,617
College of Education	890,769	1,805,425	2,021,783	2,181,780
College of Engineering	3,518,572	5,141,910	6,833,851	8,058,741
College of Human Sciences	1,380,126	1,779,699	713,207	1,382,531
College of Mass Communications		(6,375)		20,144
College Visual and Performing Arts	41,000	40,000	60,000	30,500
Other Units and Activities	2,118,502	2,863,624	1,761,918	1,486,445
Rawls College of Business	32,716	50,000		142,901
School of Law	273,669	117,206	233,102	873,398
University College		447,834	300,000	135,000
<b>Total</b>	<b>16,292,279</b>	<b>24,679,088</b>	<b>21,432,943</b>	<b>27,427,456</b>