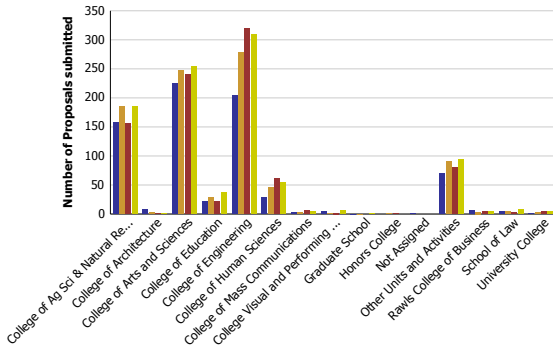


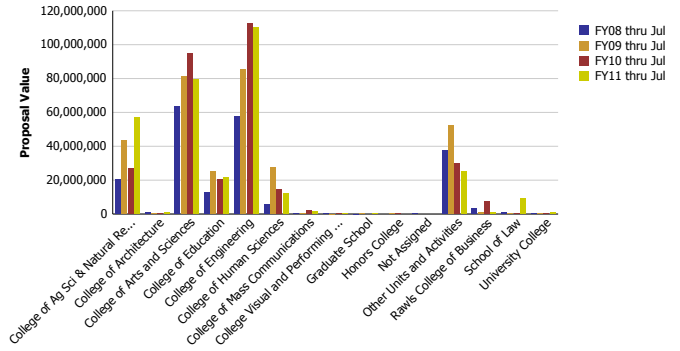
Research Metrics through July FY11 (by Faculty Home Department)

Number of Proposals submitted by Faculty Home Department



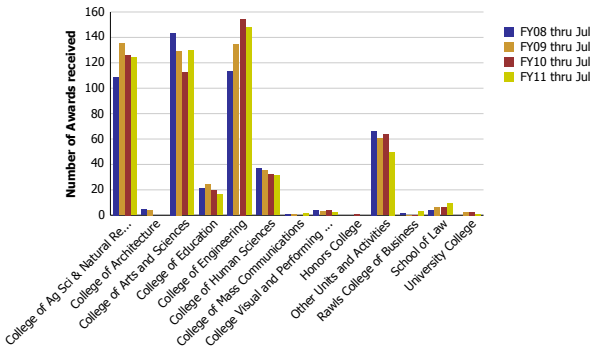
Number of Proposals submitted	FY08 thru Jul	FY09 thru Jul	FY10 thru Jul	FY11 thru Jul
College of Ag Sci & Natural Resources	157.94	185.34	156.41	184.93
College of Architecture	8.57	3.20	0.40	1.50
College of Arts and Sciences	225.46	246.46	240.57	254.32
College of Education	21.97	28.04	22.36	36.81
College of Engineering	204.86	278.66	319.56	308.50
College of Human Sciences	28.90	46.10	61.18	54.45
College of Mass Communications	2.65	2.35	5.60	3.67
College Visual and Performing Arts	5.00	1.00	1.85	6.00
Graduate School	0.01	0.10		1.00
Honors College		0.25	0.95	
Not Assigned	0.50			
Other Units and Activities	69.89	89.80	80.59	94.05
Rawls College of Business	6.52	3.50	4.35	5.08
School of Law	5.10	4.00	2.50	7.98
University College	1.63	2.20	4.68	4.71
Total	739	891	901	963

Proposal Value by Faculty Home Department



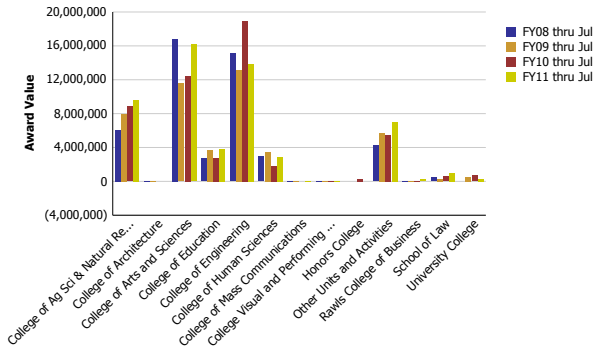
Proposal Value	FY08 thru Jul	FY09 thru Jul	FY10 thru Jul	FY11 thru Jul
College of Ag Sci & Natural Resources	20,144,386	43,556,150	27,042,287	56,964,437
College of Architecture	936,309	117,543	79,928	730,980
College of Arts and Sciences	63,609,763	81,021,196	94,971,355	79,161,589
College of Education	12,670,965	24,932,707	20,591,905	21,685,345
College of Engineering	57,604,862	85,110,606	112,680,465	110,191,423
College of Human Sciences	5,603,018	27,320,518	14,370,575	11,887,624
College of Mass Communications	299,858	178,258	2,040,191	1,593,223
College Visual and Performing Arts	60,650	1,000	135,252	452,389
Graduate School	29,819	194,857		100,000
Honors College		120,648	285,000	
Not Assigned	233,140			
Other Units and Activities	37,336,670	52,509,096	29,864,575	24,907,614
Rawls College of Business	3,148,317	655,154	7,130,611	892,510
School of Law	640,235	416,614	288,128	9,447,348
University College	511,039	501,386	336,778	854,201
Total	202,829,031	316,635,733	309,817,050	318,868,685

Number of Awards received by Faculty Home Department



Number of Awards received	FY08 thru Jul	FY09 thru Jul	FY10 thru Jul	FY11 thru Jul
College of Ag Sci & Natural Resources	108.98	135.21	126.05	124.00
College of Architecture	4.55	4.00		
College of Arts and Sciences	143.48	129.26	112.51	129.61
College of Education	20.99	24.05	19.51	16.18
College of Engineering	113.52	134.60	154.39	147.78
College of Human Sciences	36.62	35.24	32.27	31.40
College of Mass Communications	1.00	1.00		1.75
College Visual and Performing Arts	4.00	3.00	4.00	2.00
Honors College			0.95	
Other Units and Activities	66.33	60.50	63.59	49.87
Rawls College of Business	1.41	0.05	0.30	3.26
School of Law	4.12	6.56	6.00	9.25
University College		2.53	2.43	0.90
Total	505	536	522	516

Award Value by Faculty Home Department



Award Value	FY08 thru Jul	FY09 thru Jul	FY10 thru Jul	FY11 thru Jul
College of Ag Sci & Natural Resources	6,104,835	7,985,196	8,855,216	9,651,409
College of Architecture	43,580	35,349		
College of Arts and Sciences	16,835,579	11,563,778	12,462,352	16,165,658
College of Education	2,714,895	3,701,128	2,763,059	3,855,760
College of Engineering	15,090,722	13,153,635	18,916,719	13,817,634
College of Human Sciences	2,950,015	3,503,597	1,847,809	2,883,417
College of Mass Communications	42,456	(6,375)		55,769
College Visual and Performing Arts	43,445	41,000	60,000	30,500
Honors College			284,915	
Other Units and Activities	4,235,901	5,736,709	5,436,287	6,997,988
Rawls College of Business	72,076	50,000	33,304	220,113
School of Law	448,376	295,016	573,299	1,024,151
University College		498,834	692,178	300,184
Total	48,581,881	46,557,867	51,925,137	55,002,583