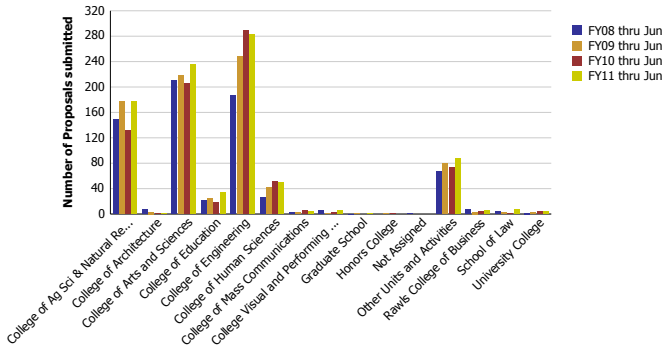


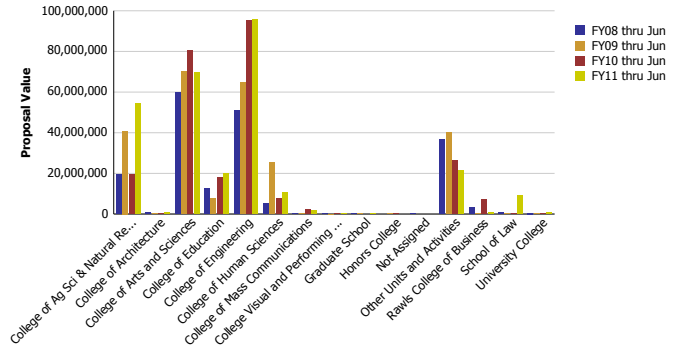
Research Metrics through June FY11 (by Faculty Home Department)

Number of Proposals submitted by Faculty Home Department



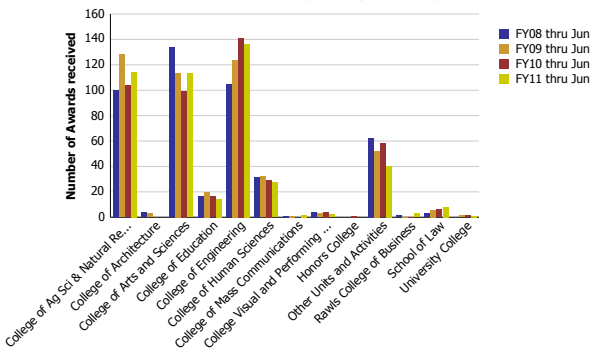
Number of Proposals submitted	FY08 thru Jun	FY09 thru Jun	FY10 thru Jun	FY11 thru Jun
College of Ag Sci & Natural Resources	148.39	177.32	132.20	177.38
College of Architecture	6.57	3.20	0.40	0.50
College of Arts and Sciences	210.13	218.41	206.03	235.89
College of Education	21.97	25.04	18.16	33.79
College of Engineering	187.19	247.64	288.36	282.30
College of Human Sciences	25.90	41.10	51.33	49.45
College of Mass Communications	2.65	2.25	5.60	3.67
College Visual and Performing Arts	5.00	1.00	1.85	6.00
Graduate School	0.01	0.10		1.00
Honors College		0.25	0.95	
Not Assigned	0.50			
Other Units and Activities	66.44	79.29	72.59	87.25
Rawls College of Business	6.52	3.20	4.35	5.08
School of Law	4.10	3.00	1.50	6.98
University College	1.63	2.20	3.68	3.71
Total	687	804	787	893

Proposal Value by Faculty Home Department



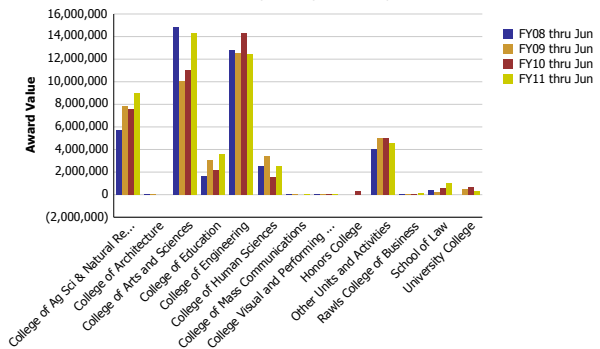
Proposal Value	FY08 thru Jun	FY09 thru Jun	FY10 thru Jun	FY11 thru Jun
College of Ag Sci & Natural Resources	19,269,672	40,854,885	19,573,432	54,481,742
College of Architecture	685,667	117,543	79,928	712,890
College of Arts and Sciences	59,751,600	70,243,577	80,381,341	69,556,628
College of Education	12,670,965	7,448,476	17,869,939	20,013,229
College of Engineering	51,118,025	64,803,027	95,111,360	95,543,337
College of Human Sciences	5,198,225	25,487,233	7,525,127	10,580,569
College of Mass Communications	299,858	149,148	2,040,191	1,593,223
College Visual and Performing Arts	60,650	1,000	135,252	452,389
Graduate School	29,819	194,857		100,000
Honors College		120,648	285,000	
Not Assigned	233,140			
Other Units and Activities	36,534,035	39,938,500	26,474,165	21,452,755
Rawls College of Business	3,148,317	481,442	7,130,611	892,510
School of Law	561,114	336,812	223,844	9,347,348
University College	511,039	501,186	323,278	748,892
Total	190,072,125	250,678,534	257,153,467	285,475,514

Number of Awards received by Faculty Home Department



Number of Awards received	FY08 thru Jun	FY09 thru Jun	FY10 thru Jun	FY11 thru Jun
College of Ag Sci & Natural Resources	100.28	128.21	103.61	114.23
College of Architecture	3.55	3.00		
College of Arts and Sciences	133.44	113.57	99.21	113.11
College of Education	16.74	19.80	16.26	14.39
College of Engineering	104.60	123.84	141.04	136.54
College of Human Sciences	31.62	32.24	29.27	27.40
College of Mass Communications	1.00	1.00		1.75
College Visual and Performing Arts	4.00	3.00	4.00	2.00
Honors College			0.95	
Other Units and Activities	62.28	52.20	57.93	40.47
Rawls College of Business	1.37	0.05	0.30	2.96
School of Law	3.12	5.56	6.00	8.25
University College	1.53	1.53	1.43	0.90
Total	462	484	460	462

Award Value by Faculty Home Department



Award Value	FY08 thru Jun	FY09 thru Jun	FY10 thru Jun	FY11 thru Jun
College of Ag Sci & Natural Resources	5,706,295	7,835,758	7,582,498	9,016,722
College of Architecture	23,580	10,582		
College of Arts and Sciences	14,841,931	10,082,936	11,068,380	14,268,245
College of Education	1,634,621	3,082,119	2,195,372	3,578,070
College of Engineering	12,761,011	12,507,511	14,328,707	12,404,296
College of Human Sciences	2,504,789	3,445,606	1,536,200	2,547,281
College of Mass Communications	42,456	(6,375)		55,769
College Visual and Performing Arts	43,445	41,000	60,000	30,500
Honors College			284,915	
Other Units and Activities	4,025,757	5,046,889	5,001,253	4,543,288
Rawls College of Business	32,716	50,000	33,304	169,799
School of Law	369,255	239,822	573,299	990,765
University College	447,834	447,834	678,678	300,184
Total	41,985,857	42,783,683	43,342,606	47,904,918